



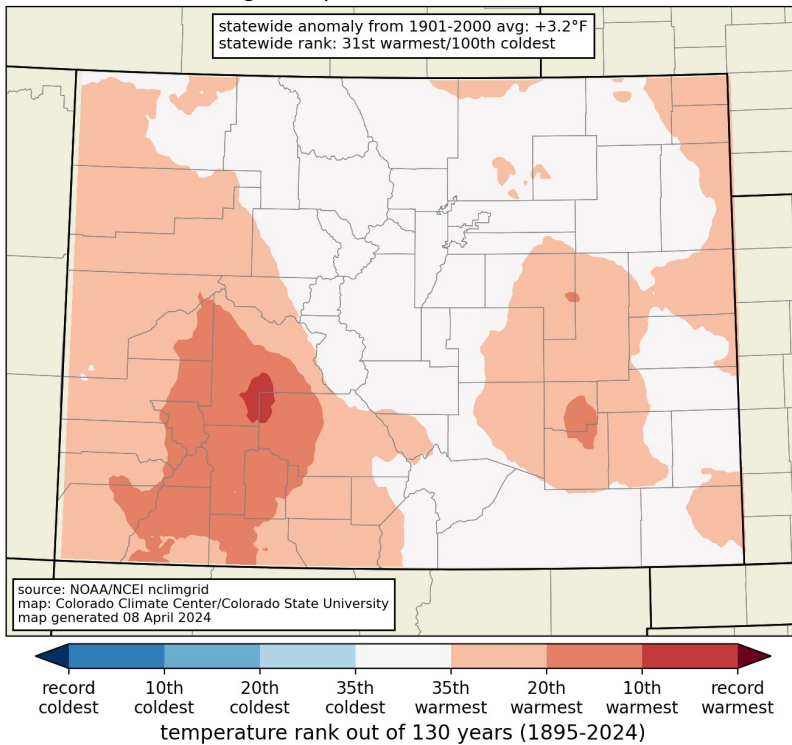
March 2024 Colorado Monthly Climate Summary



ATMOSPHERIC SCIENCE
COLORADO STATE UNIVERSITY

temperature

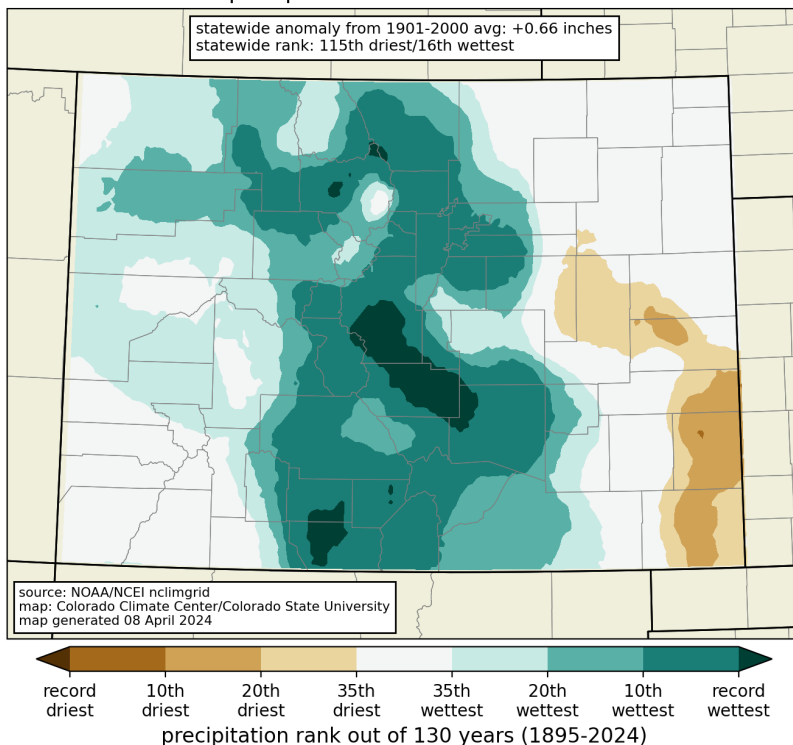
average temperature rank: March 2024



The warm anomalies in March 2024 were not as large as in previous months, but much of Colorado still ended the month warmer than average. Much of southwest Colorado ranked in the top 20 warmest Marches, while the central third of the state was closer to average. It was the the 9th straight month that was warmer than the 20th century average statewide.

precipitation

precipitation rank: March 2024



Colorado's foothills and mountain areas had a wet March, largely driven by the major "Pi Day 2024" snowstorm that dumped feet of snow along and east of the continental divide. In contrast, the southeast corner of the state missed out on heavy precipitation in March and ended the month drier than average.



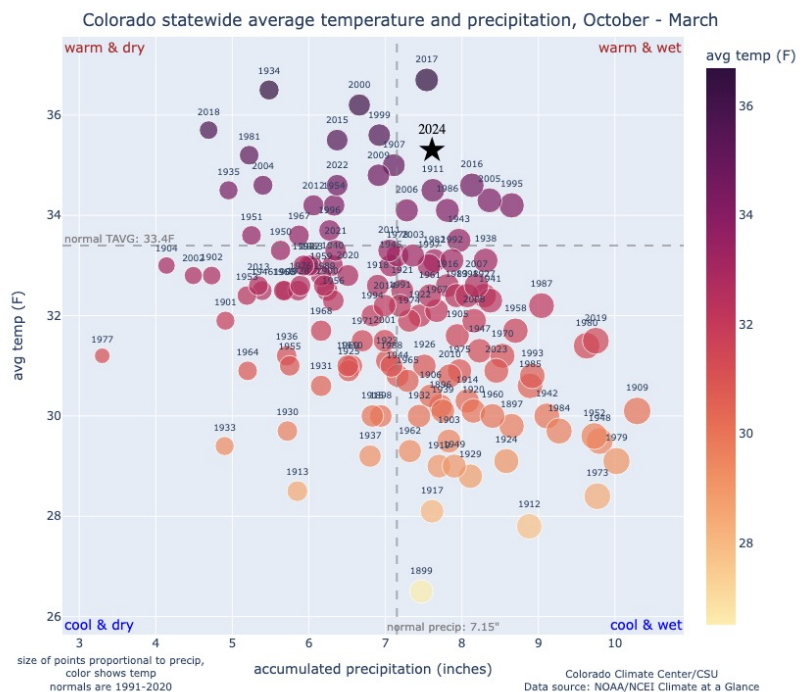
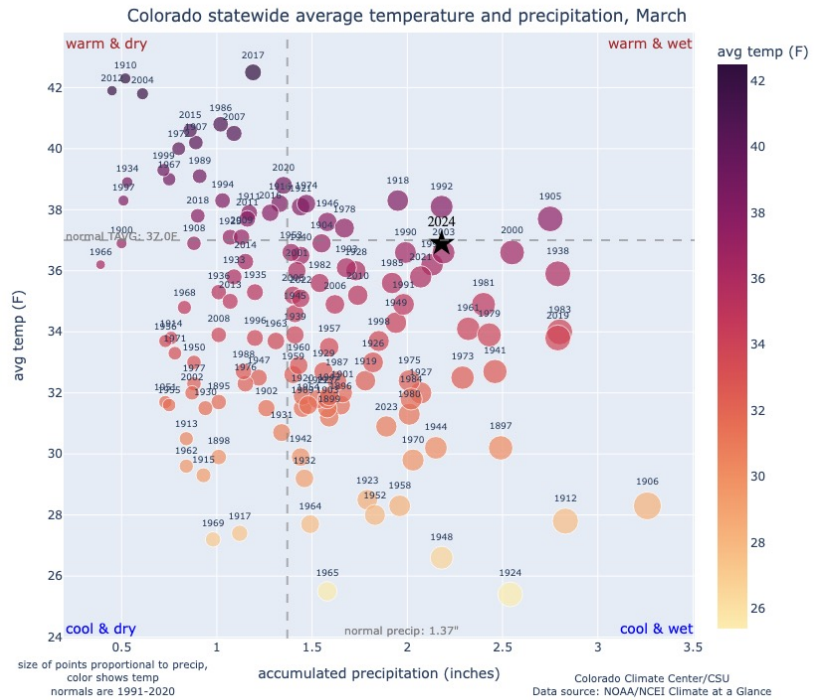
quadrant charts

Each dot plots the precipitation on the x-axis and the temperature on the y-axis. Dots are colored based on temperature and size is based on precipitation. The current year is denoted with a star. Long-term averages are denoted by the dashed lines.

Averaged across the state, March 2024 was tied for the 31th warmest March in the 130-year record. It was 3.2°F above the 20th century average, yet actually fell 0.1°F below the 1991-2020 average. This is a reflection of how much the month of March as warmed over time. It was tied for the 16th wettest March, at 0.66" above average statewide.

We are now halfway through Water Year 2024, which sits squarely in the warm and wet quadrant thus far. The statewide average temperature has been 3.6°F warmer than the 20th century average. It is the 7th warmest and tied for the 49th wettest first six months of a water year for Colorado.

[view all quadrant charts](#)

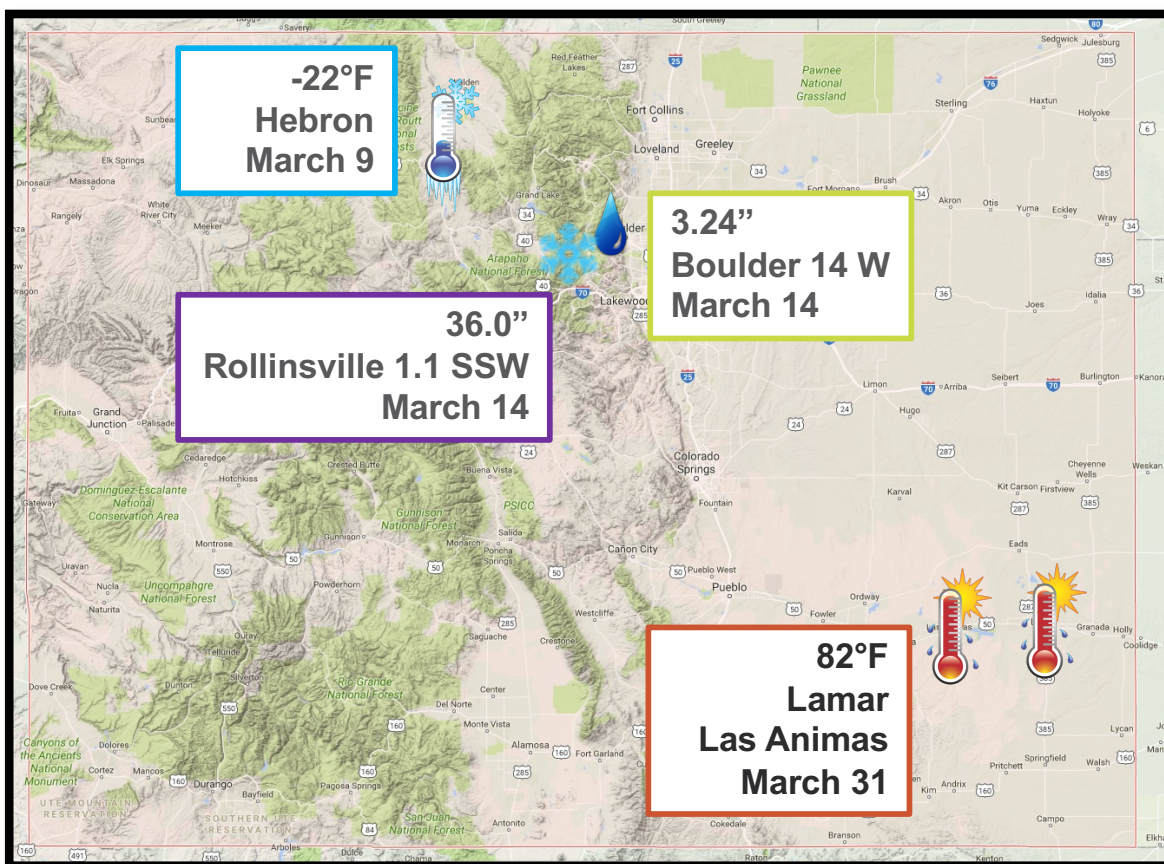


records tied and broken

	High Max	Low Max	High Min	Low Min	Precip	Snow
Daily	2/1	6/11	12/27	2/6	22/116	12/68
Monthly	0/0	0/0	0/0	0/0	0/11	0/3
All-time	0/0	0/0	0/0	0/0	0/2	0/2

Tied/**Broken**, from NOAA National Centers for Environmental Information

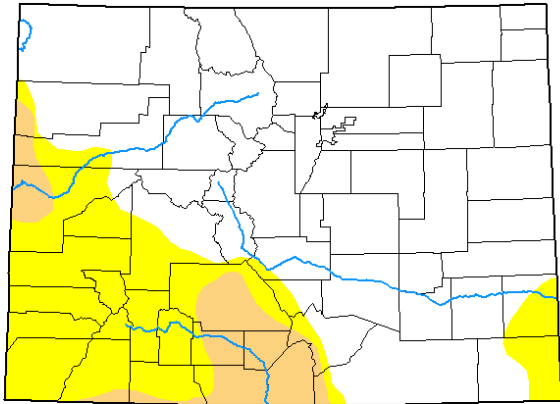
state extremes



drought

U.S. Drought Monitor Colorado

April 2, 2024
(Released Thursday, Apr. 4, 2024)
Valid 8 a.m. EDT



Drought Conditions (Percent Area)

	None	D0-D4	D1-D4	D2-D4	D3-D4	D4
Current	70.44	29.56	7.44	0.00	0.00	0.00
Last Week 03-26-2024	65.91	34.09	7.61	0.00	0.00	0.00
3 Months Ago 01-02-2024	34.65	65.35	29.59	8.85	2.05	0.00
Start of Calendar Year 01-02-2024	34.65	65.35	29.59	8.85	2.05	0.00
Start of Water Year 09-26-2023	65.71	34.29	17.43	2.77	0.00	0.00
One Year Ago 04-04-2023	52.49	47.51	37.88	12.75	2.24	0.43

Intensity:
 None (White)
 D0 Abnormally Dry (Yellow)
 D1 Moderate Drought (Light Orange)
 D2 Severe Drought (Orange)
 D3 Extreme Drought (Red)
 D4 Exceptional Drought (Dark Red)

The Drought Monitor focuses on broad-scale conditions. Local conditions may vary. For more information on the Drought Monitor, go to <https://droughtmonitor.unl.edu/About.aspx>

Author:
Brad Pugh
CPC/NOAA



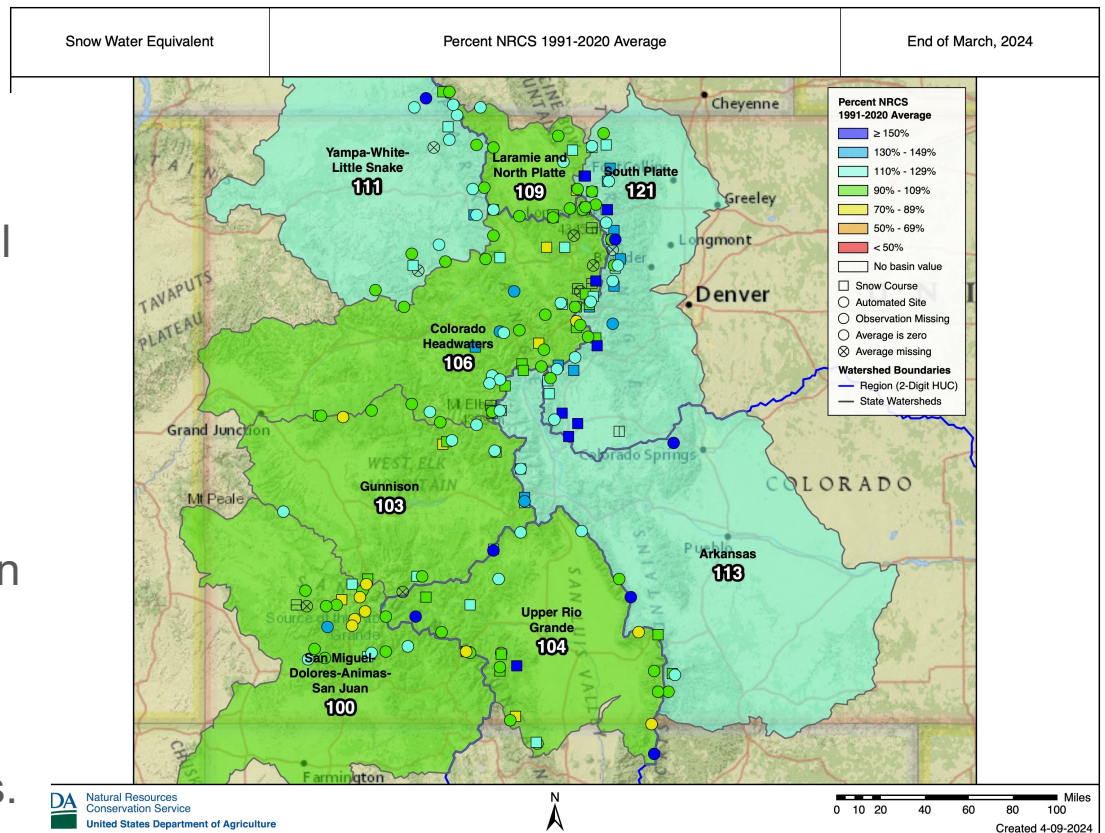
In March, drought conditions improved in western CO, southern CO, and over parts of the northern mountains.

Due to short-term dryness, D0 was introduced in southeast CO.

[Colorado Drought Update Page](#)

snowpack

At the end of March, snowpack was at or above average for all Colorado basins. A few stations in the San Juan mountains were a bit below average. The best conditions show up in the South Platte basin. Read more in our [blog post](#) on snowpack conditions.



DA Natural Resources Conservation Service United States Department of Agriculture



0 10 20 40 60 80 100 Miles
Created 4-09-2024



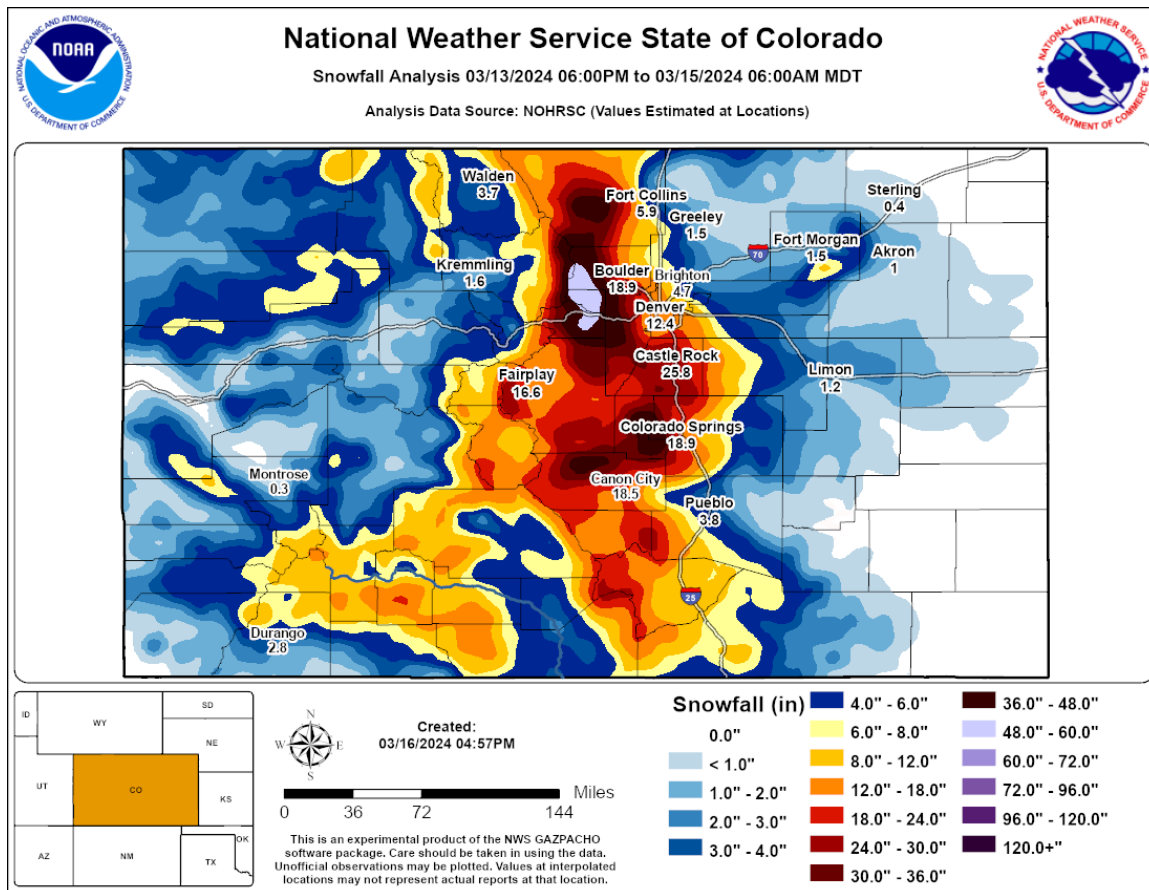
significant events

The most notable weather event in March 2024 was the “Pi Day Redux” snowstorm on the 14th and 15th. This major winter storm dumped up to 5 feet of snow on the Front Range foothills in Gilpin and Clear Creek County. The heavy snow led to many travel disruptions and even closures of ski areas. The storm provided a big boost to the snowpack especially in the mountains east of the Continental Divide.



Source: NWS Boulder
https://www.weather.gov/bou/March13_15_2024FrontRangeSnowstorm

Read more about this and other Front Range winter storms in our two [blog posts](#), and in this [summary](#) from the National Weather Service.



Source: NWS Boulder https://www.weather.gov/bou/March13_15_2024FrontRangeSnowstorm



CCC in the news

- ❑ [Snowfall totals from the latest storm with a major warmup in the forecast](#)
 - March 25, The Coloradoan, Russ Schumacher
- ❑ [NOAA spring outlook released: Wet early spring followed by hot, dry summer in Colorado](#)
 - March 22, KMGH Denver 7, Russ Schumacher
- ❑ [Colorado mountain snowpack: “We’re sitting pretty right now”](#)
 - March 19, The Denver Post, Russ Schumacher
- ❑ [9News 6pm: Next – Snowpack](#)
 - March 18, 9News, Becky Bolinger
- ❑ [The U.S. just closed out its warmest winter on record. Colorado wasn’t much cooler.](#)
 - March 15, Colorado Public Radio, Becky Bolinger
- ❑ [It's an average winter — snowpack right at average](#)
 - March 8, Grand Junction Daily Sentinel, Russ Schumacher
- ❑ [CSU Colorado Climate Center's Peter Goble on our unseasonably warm winter](#)
 - March 6, KOA Radio, Peter Goble

