

2009-2010



facts at a glance



Colorado
State
University



Colorado State University's land-grant mission is to forge links with people worldwide – through teaching, research, and service. In turn, these vital connections help stimulate cultural growth, economic development, and intellectual achievements for generations to come.

Table of Contents

Profile	2
----------------------	----------

Facts About Students

Student Enrollment	5
Students by Residency	6
Students by Gender	6
Undergraduates by Class and Residency	7
Undergraduates by Age	8
Average Credit Load	8
Students by Full-Time/Part-Time Status	9
Student Level by College	10
New Freshman Profile	10
Average Index for New Freshmen.....	11
Transfer Students	11
Students by Ethnicity.....	12
Resident New Freshmen by County	13
International Students.....	14
Freshman Persistence	14
Degrees Awarded	15
Undergraduate Class Size.....	15

Facts About Employees

University Employees	16
Student to Faculty Ratio.....	16
Faculty by Ethnicity	17
Faculty by Gender and Rank.....	17
Average Faculty Salaries	18
University Distinguished Professors.....	19
University Distinguished Teaching Scholars.....	19

Other Facts

Tuition and Fees.....	20
Undergraduate Technology Fees.....	21
Room and Board Rates.....	21
Annual Change in Financial Environment	22
Peer Institutions.....	22
Annual Research Expenditures	23
Programs of Research and Scholarly Excellence.....	24
Calendar – Key Dates.....	25
Connect with Colorado State.....	26

Profile

Character

Colorado State University is a land-grant institution and a Carnegie Research University (Very High Research Activity). Colorado State University was founded in 1870 as the Colorado Agricultural College. The doors opened to the first students in 1879. In 1935, the school became the Colorado State College of Agriculture and Mechanic Arts, or Colorado A&M, and was renamed Colorado State University in 1957.

Location

Fort Collins is a midsize city of approximately 137,200, located in northern Colorado at the western edge of the Great Plains and the base of the Rocky Mountains. *Money Magazine* ranked Fort Collins as the second “Best Place to Live” in America for 2008.

Campus

A 582-acre main campus (which includes 101 acres for the Veterinary Teaching Hospital), 1,438-acre foothills campus, 1,575-acre agricultural campus, and 1,177-acre Pingree Park mountain campus are located in Larimer County. Colorado State University has 3,994 acres of land for research centers and Colorado State Forest Service stations outside of Larimer County.

New School of Arts

CSU presents more than 300 world-class music, theatre, and dance performances; exhibitions; and high-profile arts events annually. Facilities include the new University Center for the Arts with the Runyan Music Hall, Griffin Concert Hall, University Theatre and Studio Theatre, Dance Theatre, the Organ Recital Hall, University Art Museum, and the Avenir Museum of Design and Merchandising.

Alumni

CSU has 173,088 living alumni with 26 geographic alumni groups representing 25 states (13 in Colorado and 13 out of state) and 14 common interest groups.

Colleges

The colleges include: Agricultural Sciences, Applied Human Sciences, Business, Engineering, Liberal Arts, Natural Sciences, Veterinary Medicine & Biomedical Sciences, and the Warner College of Natural Resources.

Profile

Athletics

CSU is a member of the National Collegiate Athletic Association (NCAA) at the Division I Level and a founding member of the Mountain West Athletic Conference. The Rams sponsor teams in 16 intercollegiate sports. Athletic facilities include Sonny Lubick Field at Hughes Stadium and Moby Arena. Team colors are green and gold. The Colorado State volleyball team has now advanced to 14 straight NCAA Tournaments. CSU won their fifth bowl game in program history in 2008, defeating Fresno State in the New Mexico Bowl.

University Budget

CSU has a 2009-10 education and general budget of \$422.3 million, which includes \$30 million in state fiscal stabilization funds (year one of three). CSU has a 2009-10 total budget of \$843.7 million, which includes \$43.9 million of indirect cost recoveries, which are included in contracts and grants budgeted funds.

Outreach

CSU was selected as a Carnegie Engaged University in 2008 for both curricular engagement and outreach and partnership activities. CSU Extension has offices in 59 of 64 Colorado counties and delivers research-based information and educational programs, including 4-H and Master Gardener programs. The Colorado State Forest Service has 17 district offices statewide and provides information and programs on forest management, wildfire protection, community forestry, and conservation education. The Colorado Agricultural Experiment Station conducts site-specific research on agriculture and related issues through its eight research centers. Continuing Education offers credit and noncredit education opportunities on campus, off campus, and through various distance education formats. The Colorado Water Institute focuses academic water expertise on the evolving water conditions faced by Colorado citizens.



Profile

Residence Life

CSU has 12 residence halls with a capacity of about 5,240 students. There are 718 apartment units for students with families and 191 apartments for graduate students.

Student Life

CSU has 346 student organizations and 35 honor societies. About 14 percent of the student population participates in intramural sports and 6 percent of undergraduates join one of the 21 fraternities or 14 sororities.

Academic Year

CSU operates on the semester system with the fall semester beginning in late August and ending before Christmas. The spring semester begins in January and ends in May. There are 12 weeks in the regular summer session.

Libraries

Library holdings include more than 2 million books, bound journals, and government documents. More than 200 laptop computers are available for checkout and more than 300 desktop computers are available for use. The library provides access to more than 30,000 electronic resources, including e-journals and e-books, which are available through the Web at <http://lib.colostate.edu>. The library provides an expedited interlibrary loan service, which includes desktop delivery of articles.

Capital Construction/Major Equipment

The total investment from all fund sources over the past 18 years is approximately \$931 million.

International Programs

CSU has internationally-active faculty with a distinguished history of involvement in international programs and research. Over 1,200 foreign students and scholars from more than 90 countries are engaged in academic work and research on campus. Approximately 900 students per year participate in educational programs abroad. CSU is consistently one of the top-ranking universities in the nation for the recruitment of Peace Corps volunteers.

University Honors Program

The University Honors Program provides outstanding academics, which feature superb students and faculty, small classes including seminars, and a senior-year creative activity and includes a network of support through staff in the Honors Office and in the residential learning communities in the new Academic Village and Edwards Hall.

Facts About Students

Fall 2009 Enrollment

There are 25,413 students from 49 states and 82 foreign countries. Colorado residents make up about 81 percent of the total enrollment and 13.6 percent of students with U.S. residency are ethnic minorities. There are 21,204 undergraduate, 3,671 graduate, and 538 professional veterinary medicine students. The entering freshman class totals 4,285 students. On the average, entering freshmen rank in the 72nd percentile of their graduating class, bring a 3.57 grade point average, and have an average ACT composite score of 24.6 or SAT combined score of 1,131.

Top Undergraduate Majors

Health & Exercise Science.....	1,120
Psychology	915
Biological Science.....	817
Construction Management	762
Human Development & Family Studies.....	658
Mechanical Engineering	608
Business Administration.....	597
Art	584
English.....	529
Communication Studies.....	476
History	469
Journalism & Technical Communication.....	454

Note: If all the undergraduate concentrations in Business were added together, Business would be the largest major with 1,936 students. All open option majors are excluded.



Facts About Students

Students by Residency

	Resident	Nonresident	Total
Undergraduate	17,564	3,640	21,204
Graduate	2,628	1,043	3,671
Professional			
Veterinary Medicine	293	245	538
Total	20,485	4,928	25,413

Top 10 States of Residence for Nonresident Undergraduates

California.....	387
Texas	355
Illinois.....	305
New Mexico.....	128
Minnesota.....	117
Arizona	102
Missouri.....	97
Pennsylvania.....	86
Maryland.....	82
Wyoming.....	74

Students by Gender

	Men	Women	Total
Undergraduate	10,308	10,896	21,204
Graduate	1,766	1,905	3,671
Professional Veterinary			
Medicine	130	408	538
Total	12,204	13,209	25,413

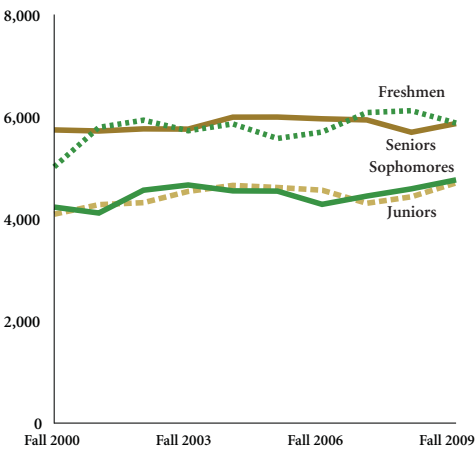


Facts About Students

Undergraduates by Class and Residency

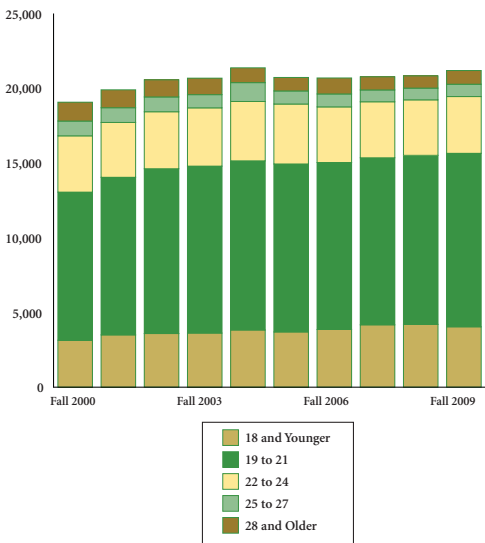
	Resident	Nonresident	Total
Freshmen	4,652	1,222	5,874
Sophomore	3,897	865	4,762
Junior	3,914	789	4,703
Senior	5,101	764	5,865
<i>Total</i>	<i>17,564</i>	<i>3,640</i>	<i>21,204</i>

History of Undergraduate Enrollment by Student Class



Facts About Students

Undergraduate Enrollment by Age



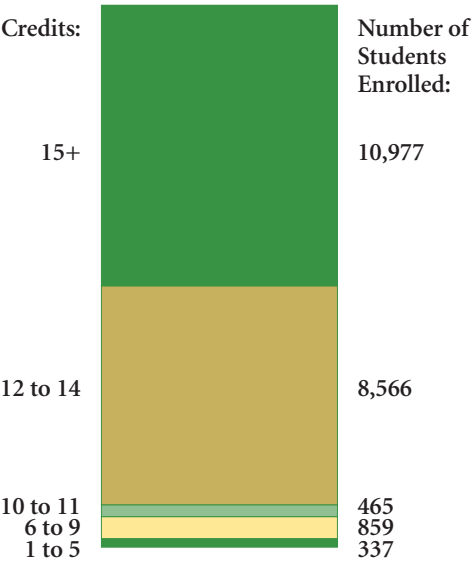
Average Credit Load		
	All Undergraduates	New Freshmen
Agricultural Sciences	14.28	14.58
Applied Human Sciences	13.93	14.58
Business	14.29	14.57
Engineering	14.08	14.58
Intra-University	14.01	14.19
Liberal Arts	13.91	14.75
Natural Sciences	14.18	14.70
Veterinary Medicine and Biomedical Sciences	14.55	15.21
Warner College of Natural Resources	13.94	14.54
University Average	14.01	14.53

Facts About Students

Students by Full-Time/Part-Time Status

	Full-Time	Part-Time
Undergraduate	19,543	1,661
Graduate	2,086	1,585
Professional Veterinary Medicine	538	0
<i>Total</i>	<i>22,167</i>	<i>3,246</i>

Undergraduates by Credit Load



Total Undergraduates = 21,204

Full-Time Status (for the purposes of)	Number of Credits	Number of Students
Fees	6 + credits	20,867
Tuition	10 + credits	20,008
Financial Aid	12 + credits	19,543
Graduation in 4 Years	15 + credits	10,977

Facts About Students

Student Level by College

	Undergraduates	Graduates
Agricultural Sciences	1,195	225
Applied Human Sciences	4,226	795
Business	1,936	208
Engineering	1,658	498
Intra-University	2,821	191
Liberal Arts	4,689	619
Natural Sciences	3,019	577
Veterinary Med & Bio Sci	628	360
Warner College of Natural Resources	1,032	198
Professional Veterinary Medicine	---	538
Total	21,204	4,209

New Freshman Profile

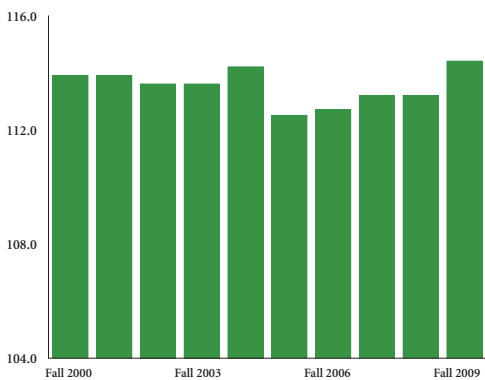
New Freshmen	4,285
Percent of Admitted Students Who Enroll	39%
Mean High School Percentile Rank	73 rd
Mean High School GPA	3.57
Mean ACT Composite	24.6
Mean SAT Verbal	559
Mean SAT Math	572
Mean CDHE Index	114.4

CSU's Professional Veterinary Medicine Program is ranked second in the nation by U.S. News and World Report and is ranked first in the country in federal research dollars.

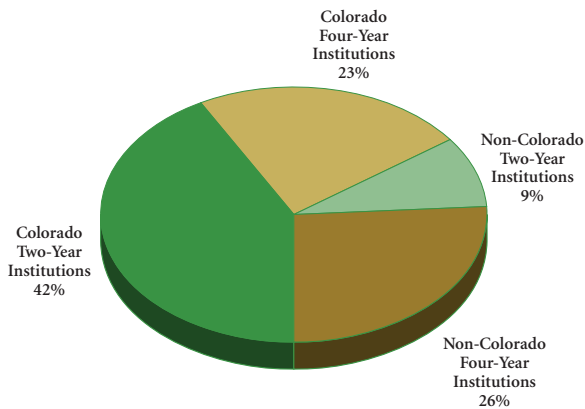


Facts About Students

Average CDHE Index for New Freshmen



Fall 2009
Previous Institutions for Transfer Students



Total New Transfer Students = 1,353

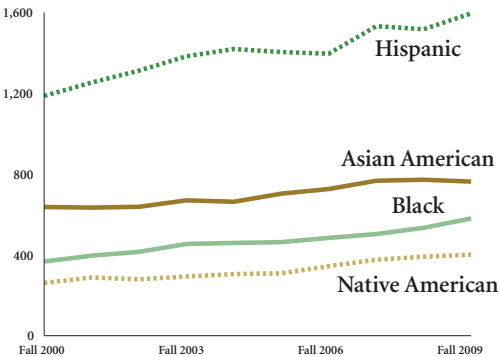
Facts About Students

Students by Ethnicity

	Under-graduate	Graduate	PVM	Total
Asian American	635	96	32	763
Black	535	39	6	580
Hispanic	1,387	171	37	1,595
Native American	344	51	6	401
White	16,729	2,450	372	19,551
International	361	528	2	891
Other	1,213	336	83	1,632
Total	21,204	3,671	538	25,413
Minority	13.6%			
Non-Minority	86.4%			

Note: International students are excluded from minority and non-minority percentages. Ethnicity is self-reported.

History of Ethnic Student Enrollment



Facts About Students

Resident New Freshmen by County

Adams	146	Kit Carson	7
Alamosa	11	Lake	1
Arapahoe	429	La Plata	20
Archuleta	3	Larimer	415
Baca	1	Las Animas	3
Bent	2	Lincoln	4
Boulder	236	Logan	3
Broomfield	86	Mesa	48
Chaffee	8	Mineral	2
Cheyenne	3	Moffat	8
Clear Creek	1	Montezuma	10
Conejos	2	Montrose	19
Costilla	0	Morgan	12
Crowley	0	Otero	3
Custer	1	Ouray	2
Delta	10	Park	6
Denver	146	Phillips	2
Dolores	1	Pitkin	5
Douglas	480	Prowers	6
Eagle	43	Pueblo	62
Elbert	31	Rio Blanco	6
El Paso	455	Rio Grande	5
Fremont	6	Routt	22
Garfield	20	Saguache	4
Gilpin	2	San Juan	0
Grand	6	San Miguel	3
Gunnison	5	Sedgwick	1
Hinsdale	1	Summit	19
Huerfano	5	Teller	21
Jackson	1	Washington	6
Jefferson	266	Weld	171
Kiowa	0	Yuma	4
County Not Reported			43
Total			3,350

Facts About Students

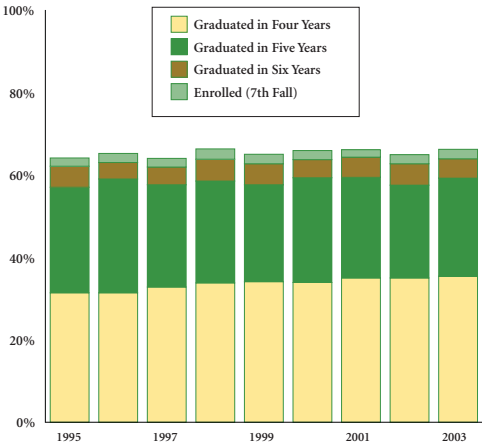
Top Ten Countries of Origin for International Students

Saudi Arabia.....	179
China	111
India.....	87
South Korea.....	71
Libya	29
Taiwan	29
Thailand	23
Kuwait.....	22
Malaysia.....	22
Qatar.....	19

***Total International Students = 891
from 82 countries***

Persistence of New Freshmen

Class of 2003 –	66%
Graduated within Six Years –	64%
Still Enrolled –	2%



Note: Persistence includes students who have graduated and those still enrolled at the end of the six-year period.

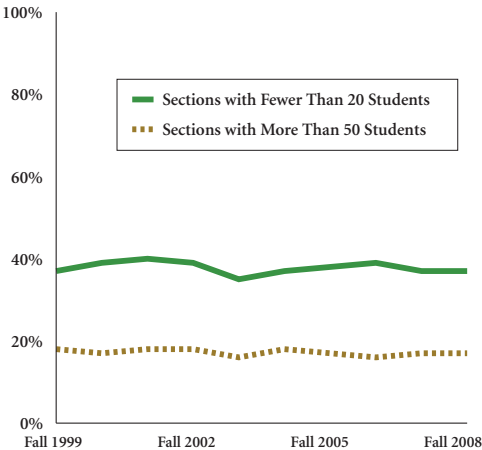
Facts About Students

Degrees Awarded

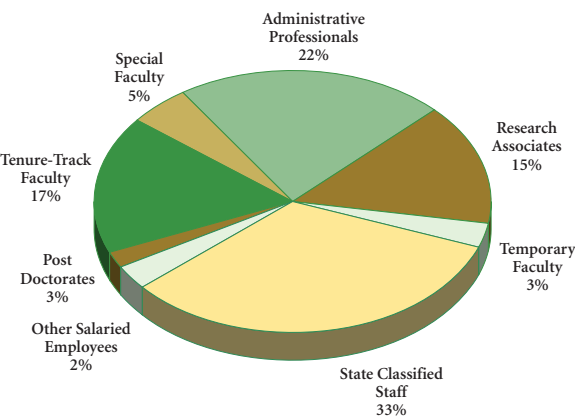
	Year First Awarded	2008-09	To Date
Bachelor's	1884	4,234	154,148
Master's	1893	1,225	36,861
Ph.D.	1955	227	7,208
D.V.M.	1904	125	7,033
Total		5,811	205,250

Degree Programs: CSU offers bachelor's degrees in 65 fields, master's degrees in 55 fields, doctoral degrees in 40 fields and a professional degree in Veterinary Medicine.

Undergraduate Sections with Fewer than 20 or More than 50 Students



Facts About Employees



Total Employees = 6,140

University Employees		
Faculty		1,517
Tenure-Track	1,033	
Special Appointments	302	
Temporary Appointments	182	
Administrative Professionals		2,256
Research Associates	894	
Other	1,362	
State Classified		2,060
Post Doctorates		180
Other Salaried Employees		127
Total Employees		6,140
Note: All appointment types and fund groups are included. Others include veterinary interns, veterinary residents, fellowship grant trainees, and clinical psychology interns.		

Student to Faculty Ratio
17 to 1

Facts About Employees

Tenure-Track Faculty by Ethnicity

	Number	Percent
Non-Minority	858	87.2%
International	49	---
Minority		
Asian	66	6.7%
Black	15	1.5%
Hispanic	41	4.2%
Native American	4	0.4%
Total Faculty	1,033	100.0%

Note: International faculty are excluded from the base population when calculating the percentage of minority faculty.

Tenure-Track Faculty by Gender and Rank

	Men	Women	Total
Professor	330	88	418
Associate Professor	202	115	317
Assistant Professor	164	134	298
Total	696	337	1,033



Facts About Employees

Average Faculty Salaries Institutional Peer Group Professor

(In Thousands)

University of Illinois, Urbana-Champaign	\$129.6
Ohio State University	126.4
University of California, Davis	122.7
Michigan State University	121.9
University of Colorado, Boulder	121.5
Texas A & M University	116.3
Purdue University	115.0
North Carolina State University	114.3
Iowa State University	112.1
Colorado State University	108.0
Washington State University	101.2
Oklahoma State University	95.7
Oregon State University	91.9

Associate Professor

University of Colorado, Boulder	\$88.9
Michigan State University	85.9
North Carolina State University	84.9
Ohio State University	84.2
University of Illinois, Urbana-Champaign	83.5
University of California, Davis	83.1
Iowa State University	81.9
Texas A & M University	81.8
Colorado State University	81.3
Purdue University	80.2
Washington State University	75.4
Oklahoma State University	73.5
Oregon State University	71.1

Assistant Professor

University of Illinois, Urbana-Champaign	\$76.3
University of California, Davis	75.9
University of Colorado, Boulder	75.6
Ohio State University	75.0
Purdue University	72.3
Texas A & M University	72.2
North Carolina State University	71.6
Iowa State University	71.5
Colorado State University	69.3
Oregon State University	67.5
Washington State University	67.2
Michigan State University	66.9
Oklahoma State University	64.9

Facts About Employees

University Distinguished Professors

Barry Beatty	Microbiology, Immunology, and Pathology
Patrick Brennan	Microbiology, Immunology, and Pathology
Edward Hoover	Microbiology, Immunology, and Pathology
Jan Leach	Bioagricultural Sciences and Pest Management
Karolin Luger	Biochemistry and Molecular Biology
C. Wayne McIlwraith	Clinical Sciences
Ian Orme	Microbiology, Immunology, and Pathology
Jorge Rocca	Electrical and Computer Engineering and Physics
Bernard Rollin	Philosophy, Biomedical Sciences, Animal Sciences
George E. Seidel	Biomedical Sciences
Gary C. Smith	Animal Sciences
John Sofos	Animal Sciences
Graeme Stephens	Atmospheric Science
Thomas Vonder Haar	Atmospheric Science
Diana Wall	Global Environmental Sustainability, Biology, NREL
Robert Williams	Chemistry
Stephen Withrow	Clinical Sciences

University Distinguished Teaching Scholars

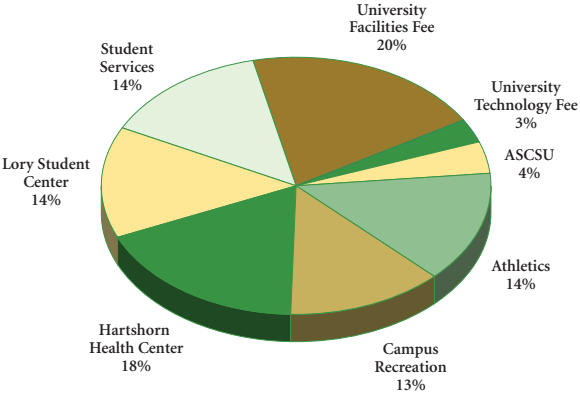
Ken Barbarick	Soil and Crop Sciences
Pattie Cowell	English
Rich Feller	School of Education
K. Douglas Hoffman	Marketing
Paul A. Kennedy	Mathematics
Kate Kiefer	English
Nancy Levinger	Chemistry
Mike Palmquist	English
Stephen Thompson	Chemistry
Ray Whalen	Biomedical Sciences
Toni Schlindler Zimmerman	Human Development and Family Studies

Other Facts

Full-Time Tuition and Fees

Resident		
Undergraduate		\$6,318
Graduate		7,960
Nonresident		
Undergraduate		\$22,240
Graduate		19,612

Mandatory Student Fees



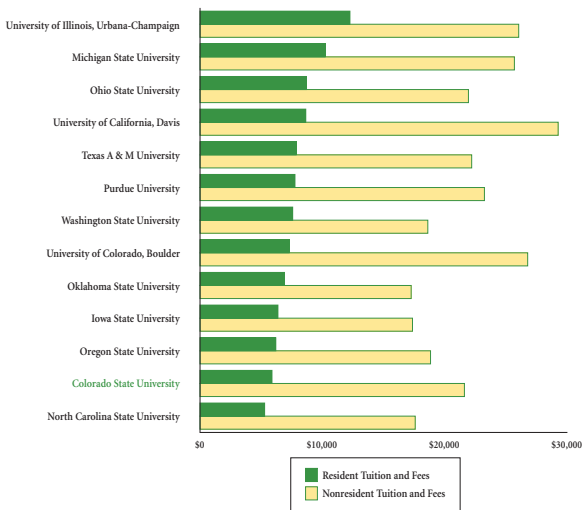
Total Fees = \$1,496

Note: All Tuition, Fee, and Room and Board information is reported for the academic year. The University Facilities Fee is based on 15 credit hours per semester.



Other Facts

Comparison of Peer Institutions Undergraduate Tuition and Fees – 2008-2009



Undergraduate Technology Fees

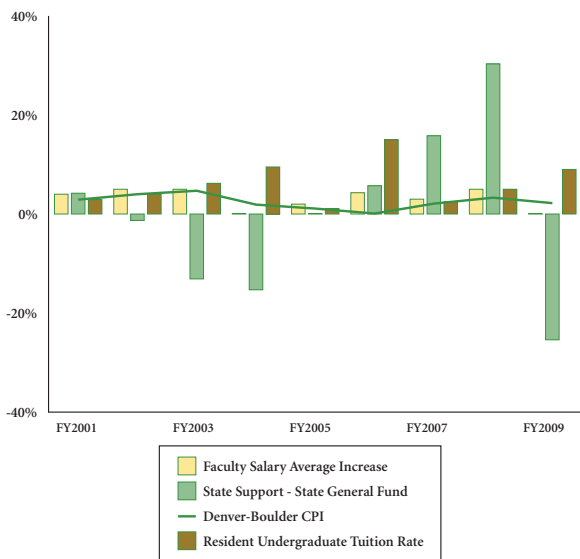
Agricultural Sciences	\$164
Applied Human Sciences	136
Business	189
Engineering	340
Intra-University (Open Option)	71
Liberal Arts	109
Natural Sciences	189
Veterinary Medicine & Biomedical Sciences	180
Warner College of Natural Resources	189

Room and Board Rates

Standard Room - 300 meals per semester	\$8,378
Standard Room - 210 meals per semester	8,064
Standard Room - 160 meals per semester	7,760

Other Facts

Annual Change in Financial Environment



Peer Institutions

Institutional Peer Group

Iowa State University
Michigan State University
North Carolina State University
Ohio State University
Oklahoma State University
Oregon State University
Purdue University
Texas A & M University
University of California, Davis
University of Colorado, Boulder
University of Illinois, Urbana-Champaign
Washington State University

Other Facts

2008-2009 Annual Research Expenditures

Federal Funds (In Millions)

Department of Agriculture (USDA)	\$64.7
Department of Defense	23.1
Department of Energy	8.0
Health & Human Services	47.3
National Science Foundation	31.9
NASA	11.5
Miscellaneous Federal	25.4
Non-Science & Engineering (Federal)	5.1

Total Federal Funds **\$217.0**

Non-Federal Funds

Industrials	\$19.1
State and Local	18.6
Non-Science & Engineering (Non-Federal)	1.2
Foundations	4.2
All other Non-Federal Sources	8.5

Total Non-Federal Funds **\$51.6**

Total Sponsored Funds **\$268.6**

Institutional Funds **43.1**

Total CSU Research Funds **\$311.7**



Other Facts

Programs of Research and Scholarly Excellence

Animal Reproduction and Biotechnology Laboratory
Center for Extreme Ultraviolet (EUV) Science and Technology

Center for Interdisciplinary Mathematics and Statistics (CIMS)

Center for Meat Safety and Quality

Center for Occupational Therapy @ CSU

Center for Research Communication and Technology

Department of Atmospheric Science

Engines and Energy Conversion Laboratory

Graduate and Research Program in Biochemistry and Molecular Biology

Graduate and Research Program in the Chemical and Molecular Sciences and Technology

Graduate Degree Program in Ecology

Human Performance/Clinical Research Laboratory

Institute of Applied Prevention Research

Molecular, Cellular, and Integrative Neuroscience Program

Musculoskeletal Research Program

Natural Resources Ecology Laboratory (NREL)

Program in Molecular Plant Biology

Water Resources and Environmental Engineering

Wheat Research – Outreach and Education Program



Calendar – Key Dates

Fall Semester 2009

August

24 Monday. Classes begin.

November

21 Saturday. Fall recess begins; no classes next week.

26-27 Thursday, Friday. Holiday - University offices closed.

30 Monday. Classes resume.

December

11 Friday. Classes end.

14-18 Monday through Friday. Final examinations.

18-19 Friday and Saturday. Commencement ceremonies.

23-25 Wednesday-Friday. Holiday - University offices closed.

Spring Semester 2010

January

1 Friday. Holiday - University offices closed.

18 Monday. Holiday - University offices closed.

19 Tuesday. Classes begin.

March

13 Saturday. Spring recess begins.

22 Monday. Classes resume.

May

7 Friday. Classes end.

10-14 Monday through Friday. Final examinations.

14-15 Friday and Saturday. Commencement ceremonies.

Summer Session 2010

May

17 Monday. First 4- and 12-week terms begin.

31 Monday. Holiday - University offices closed; no classes.

June

11 Friday. First 4-week term ends.

14 Monday. Eight-week term and second 4-week term begin.

July

5 Monday. Holiday - University offices closed; no classes.

9 Friday. Second 4-week term ends.

12 Monday. Third 4-week term begins.

August

6 Friday. Last day of classes for all terms.

Main Campus Number	491-1101
Admissions Office	491-6909
Advancement and Strategic Initiatives	491-7328
Agricultural Experiment Station	491-5371
Alumni Association	491-6533
Asian/Pacific American Cultural Center	491-6154
Athletics	491-5300
Black/African American Cultural Center	491-5781
Bookstore	491-6692
CASA (Center for Advising and Student Achievement)	491-7095
Colleges:	
Agricultural Sciences	491-6272
Applied Human Sciences	491-6331




Business	491-6471
Engineering	491-6603
Liberal Arts.....	491-5421
Natural Sciences.....	491-1300
Veterinary Medicine & Biomedical Sciences....	491-7051
Warner College of Natural Resources	491-6675
Colorado State Forest Service	491-6303
Colorado State University Foundation.....	491-7135
Conference Services.....	491-6222
CSU Extension	491-6281
El Centro	491-5722
Equal Opportunity and Diversity.....	491-5836
Financial Aid	491-6321
Graduate School	491-6817
Housing and Dining Services.....	491-6511
Human Resource Services	491-5793
Lory Student Center	491-6444
Morgan Library.....	491-1842
Native American Cultural Center	491-1332
President's Office.....	491-6211
Registrar	491-7148
Resources for Disabled Students.....	491-6385
Sponsored Programs	491-6355
University Police Department.....	491-6425
University Relations Department	491-6432
Veterinary Teaching Hospital.....	221-4535
Women's Programs and Studies	491-6384

<http://www.colostate.edu>



Colorado State University does not discriminate on the basis of race, age, color, religion, national origin, gender, disability, sexual orientation, veteran status, or disability. The University complies with the Civil Rights Act of 1964, related Executive Orders 11246 and 11375, Title IX of the Education Amendments Act of 1972, Sections 503 and 504 of the Rehabilitation Act of 1973, Section 402 of the Vietnam Era Veteran's Readjustment Act of 1974, the Age Discrimination in Employment Act of 1967, as amended, Americans with Disabilities Act of 1990, the Civil Rights Act of 1991, and all civil rights laws of the State of Colorado. Accordingly, equal opportunity of employment and admission shall be extended to all persons and the University shall promote equal opportunity and treatment through a positive and continuing affirmative action program. The Office of Equal Opportunity and Diversity is located in 101 Student Services. In order to assist Colorado State University in meeting its affirmative action responsibilities, ethnic minorities, women, and other protected class members are encouraged to apply and to so identify themselves.





Produced by Institutional Research, Fall 2009.
Additional information available at www.ir.colostate.edu.
Call 491-5939 for additional copies or more information.