




Facts at a Glance

2008-2009



Colorado
State
University



Colorado State University's land-grant mission is to forge links with people worldwide – through teaching, research, and service. In turn, these vital connections help stimulate cultural growth, economic development, and intellectual achievements for generations to come.

Table of Contents

Profile	2
----------------------	----------

Facts About Students

Student Enrollment	5
Students by Residency	6
Students by Gender	6
Undergraduates by Class and Residency	7
Undergraduates by Age	8
Average Credit Load	8
Students by Full-Time/Part-Time Status	9
Student Level by College	10
New Freshmen Profile	10
Average Index for New Freshmen.....	11
Transfer Students	11
Students by Ethnicity.....	12
Resident New Freshmen by County	13
International Students.....	14
Freshmen Persistence.....	14
Degrees Awarded	15
Undergraduate Class Size	15

Facts About Employees

University Employees	16
Student to Faculty Ratio.....	16
Faculty by Ethnicity	17
Faculty by Gender and Rank.....	17
Average Faculty Salaries	18
University Distinguished Professors.....	19
University Distinguished Teaching Scholars.....	19

Other Facts

Tuition and Fees.....	20
Undergraduate Technology Fees.....	21
Room and Board Rates.....	21
Annual Change in Financial Environment	22
Peer Institutions.....	22
Annual Research Expenditures	23
Programs of Research and Scholarly Excellence.....	24
Calendar – Key Dates.....	25
Connect with Colorado State.....	26

Profile

Character

Colorado State University is a land-grant institution and a Carnegie Research University (Very High Research Activity). Colorado State University was founded in 1870 as the Colorado Agricultural College. The doors opened to the first students in 1879. In 1935, the school became the Colorado State College of Agriculture and Mechanic Arts, or Colorado A&M, and was renamed Colorado State University in 1957.

Location

Fort Collins is a midsize city of approximately 131,000, located in northern Colorado at the western edge of the Great Plains and the base of the Rocky Mountains. *Money Magazine* ranked Fort Collins as the second “Best Place to Live” in America for 2008.

Campus

A 581-acre main campus (which includes 101 acres for the Veterinary Teaching Hospital), 1,438-acre foothills campus, 1,432-acre agricultural campus, and 1,177-acre Pingree Park mountain campus are located in Larimer County. Colorado State University has 3,994 acres of land for research centers and Colorado State Forest Service stations outside of Larimer County.

New School of Arts

CSU presents more than 300 world-class music, theatre and dance performances; exhibitions; and other high-profile arts events annually. Facilities include the new University Center for the Arts with the Runyan Music Hall, Griffin Concert Hall, University Theatre, and Studio Theatre, Dance Theatre, the Organ Concert Hall, University Arts Museum, and the Historic Costume Gallery in addition to the Hatton Gallery and the Curfman Gallery.

Alumni

CSU has 168,373 living alumni with 51 active alumni chapters (14 in Colorado and 37 out of state) and 9 national interest groups.

Colleges

The colleges include: Agricultural Sciences, Applied Human Sciences, Business, Engineering, Liberal Arts, Natural Sciences, Veterinary Medicine & Biomedical Sciences, and the Warner College of Natural Resources.

Profile

Athletics

CSU is a member of the National Collegiate Athletic Association (NCAA) at the Division I Level and a founding member of the Mountain West Athletic Conference. The Rams field teams in 16 intercollegiate sports. Athletic facilities include Sonny Lubick Field at Hughes Stadium and Moby Arena. Team colors are green and gold. The Colorado State volleyball team has now advanced to 13 straight NCAA Championships. CSU won a school-record four regular-season conference championships in 2008 for the first time in school history.

University Budget

For FY2009, the total budget is \$819.3 million including an Education & General (E&G) budget of \$407.2 million.

Outreach

CSU Extension has offices in 59 of 64 Colorado counties and delivers research-based information and educational programs to citizens locally. Colorado State Forest Service has 17 district offices statewide and provides information and programs on forest management, wildfire protection, community forestry, and conservation education. The Colorado Agricultural Experiment Station has 8 research centers and 10 different sites that conduct site-specific research on agriculture and related issues important to the state's social and economic well-being. Continuing Education offers a wide range of credit and noncredit educational opportunities available on campus, off campus, and by various distance education formats.



Profile

Residence Life

CSU has 12 residence halls with a capacity of about 5,240 students. There are 718 apartment units for students with families and 191 apartments for graduate students.

Student Life

CSU has 334 student organizations and 35 honor societies. About 14 percent of the student population participates in intramural sports and 5 percent of undergraduates join one of the 21 fraternities or 13 sororities.

Academic Year

CSU operates on the semester system with the fall semester beginning in late August and ending before Christmas. The spring semester begins in January and ends in May. There are 12 weeks in the regular summer session.

Libraries

Library holdings include more than 2 million books, bound journals, and government documents. The library has 300 public terminals to access specialized indexes and web-based sources. More than 30,000 electronic resources including e-journals can be accessed through the Web at <http://lib.colostate.edu>. An expedited interlibrary loan service, including desktop delivery of materials from other libraries, is available and the circulation desk offers laptop computers for checkout and use in the library.

Capital Construction/Major Equipment

The total investment from all fund sources over the past 17 years is approximately \$873 million.

International Programs

CSU has internationally-active faculty with a distinguished history of involvement in international programs. Over 1,200 foreign students and scholars are engaged in academic work and research on campus. CSU is consistently one of the top-ranking universities in the nation for the recruitment of Peace Corps volunteers. Approximately 850 students per year participate in educational programs abroad.

University Honors Program

The University Honors Program provides outstanding academics which feature superb students and faculty, small classes including seminars, and a senior-year creative activity and includes a network of support through staff in the Honors Office and in the residential learning communities in the new Academic Village and Newsom Hall.

Facts About Students

Fall 2008 Enrollment

There are 25,011 students from every state and 85 foreign countries. Colorado residents make up about 80 percent of the total enrollment and 13.3 percent of students with U.S. residency are ethnic minorities. There are 20,829 undergraduate, 3,655 graduate, and 527 professional veterinary medicine students. The entering freshman class totals 4,404 students. On the average, entering freshmen rank in the 72nd percentile of their graduating class, bring a 3.5 grade point average, and have an average ACT composite score of 24.1 or SAT combined score of 1,121.

Top Twenty Undergraduate Majors

Health & Exercise Science	1,037
Psychology	894
Construction Management	866
Biological Science	731
Business Administration	610
Human Development & Family Studies	604
Art	596
Mechanical Engineering	539
English	526
History	471
Liberal Arts	449
Communication Studies	444
Journalism & Technical Communication	435
Finance & Real Estate	400
Apparel & Merchandising	399
Sociology	376
Political Science	367
Equine Science	364
Civil Engineering	345
Natural Resource Recreation & Tourism	337

Note: If all the undergraduate concentrations in Business were added together, Business would be the largest major with 1,940 students. All open option majors are excluded.

Facts About Students

Students by Residency

	Resident	Nonresident	Total
Undergraduate	17,137	3,692	20,829
Graduate	2,619	1,036	3,655
Professional			
Veterinary Medicine	289	238	527
Total	20,045	4,966	25,011

Top 10 States of Residence for Nonresident Undergraduates

California.....	428
Texas	359
Illinois.....	308
Minnesota.....	127
New Mexico.....	107
Arizona	89
Alaska.....	86
Missouri.....	85
Pennsylvania.....	84
Wyoming.....	83

Students by Gender

	Men	Women	Total
Undergraduate	10,049	10,780	20,829
Graduate	1,760	1,895	3,655
Professional Veterinary			
Medicine	130	397	527
Total	11,939	13,072	25,011

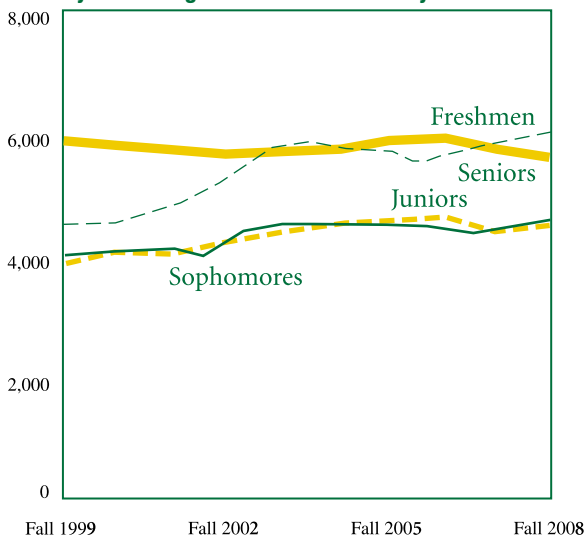


Facts About Students

Undergraduates by Class and Residency

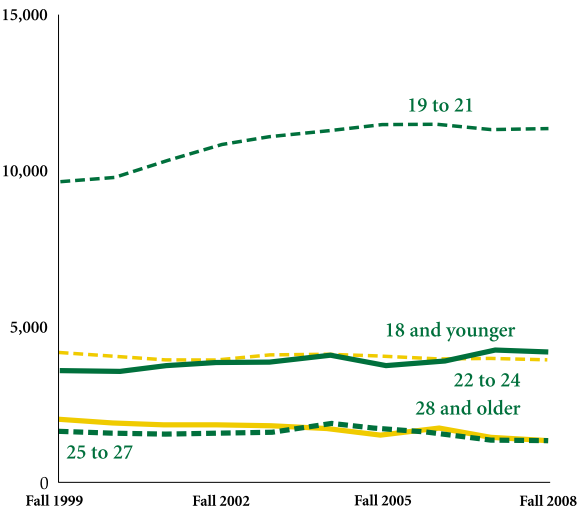
	Resident	Nonresident	Total
Freshmen	4,851	1,266	6,117
Sophomore	3,717	870	4,587
Junior	3,695	736	4,431
Senior	4,874	820	5,694
Total	17,137	3,692	20,829

History of Undergraduate Enrollment by Student Class



Facts About Students

Undergraduate Enrollment by Age



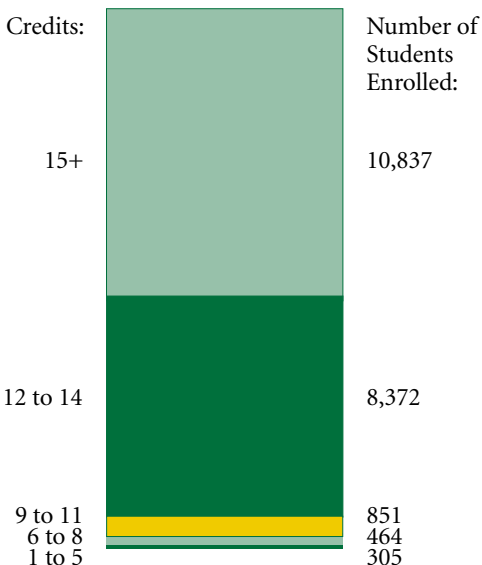
Average Credit Load		
	All Undergraduates	New Freshmen
Agricultural Sciences	14.32	14.58
Applied Human Sciences	13.99	14.58
Business	14.38	14.76
Engineering	14.08	14.55
Intra-University	13.73	14.19
Liberal Arts	13.98	14.78
Natural Sciences	14.13	14.63
Veterinary Medicine and Biomedical Sciences	14.55	15.12
Warner College of Natural Resources	14.13	14.68
University Average	14.06	14.54

Facts About Students

Students by Full-Time/Part-Time Status

	Full-Time	Part-Time
Undergraduate	19,209	1,620
Graduate	1,997	1,658
Professional Veterinary Medicine	527	0
Total	21,733	3,278

Undergraduates by Credit Load



Total Undergraduates = 20,829

Full-Time Status (for the purposes of)	Number of Credits	Number of Students
Fees	6 + credits	20,524
Tuition	9 + credits	20,060
Financial Aid	12 + credits	19,209
Graduation in 4 Years	15 + credits	10,837

Facts About Students

Student Level by College

	Undergraduates	Graduates
Agricultural Sciences	1,222	226
Applied Human Sciences	4,188	818
Business	1,940	178
Engineering	1,523	499
Intra-University	2,769	162
Liberal Arts	4,651	634
Natural Sciences	2,954	595
Veterinary Med & Bio Sci	615	330
Warner College of Natural Resources	967	213
Professional Veterinary Medicine	---	527
Total	20,829	4,182

New Freshmen Profile

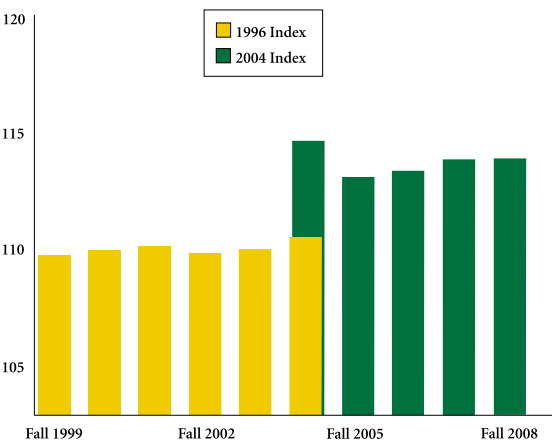
New Freshmen	4,404
Percent of Admitted Students Who Enroll	41%
Mean High School Percentile Rank	72 nd
Mean High School GPA	3.5
Mean ACT Composite	24.1
Mean SAT Verbal	555
Mean SAT Math	566
Mean CCHE Index (2004 Index)	113.2

CSU's Professional Veterinary Medicine Program is ranked second in the nation by U.S. News and World Report and is ranked first in the country in federal research dollars.

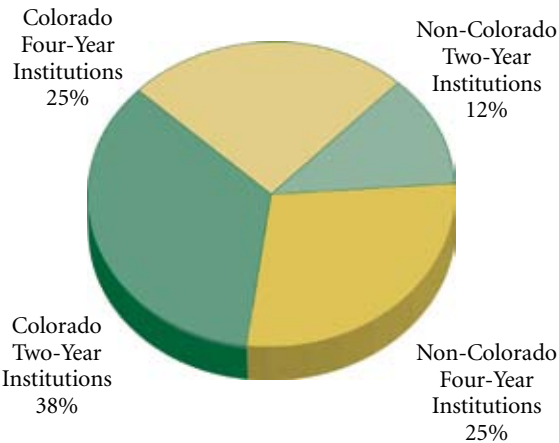


Facts About Students

Average CCHE Index for New Freshmen



Fall 2008
Previous Institutions for Transfer Students



Total New Transfer Students = 1,249

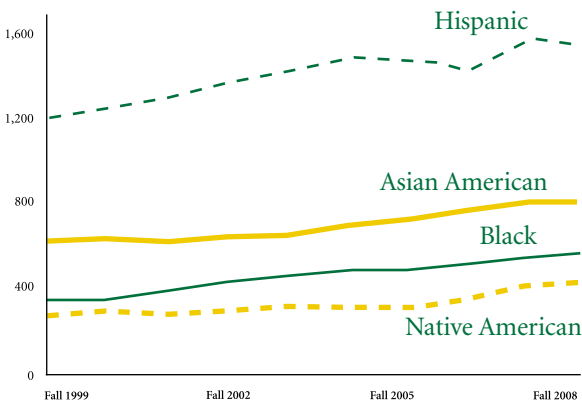
Facts About Students

Students by Ethnicity

	Under-graduate	Graduate	PVM	Total
Asian American	636	104	32	772
Black	492	38	4	534
Hispanic	1,336	149	32	1,517
Native American	326	59	6	391
White	16,585	2,478	364	19,427
International	371	509	2	882
Other	1,083	318	87	1,488
Total	20,829	3,655	527	25,011
Minority	13.3%			
Non-Minority	86.7%			

Note: International students are excluded from minority and non-minority percentages. Ethnicity is self-reported.

History of Ethnic Student Enrollment



Facts About Students

Resident New Freshmen by County

Adams	130	Kit Carson	8
Alamosa	6	Lake	0
Arapahoe	472	La Plata	28
Archuleta	5	Larimer	403
Baca	4	Las Animas	5
Bent	5	Lincoln	5
Boulder	272	Logan	6
Broomfield	82	Mesa	54
Chaffee	4	Mineral	2
Cheyenne	2	Moffat	12
Clear Creek	8	Montezuma	8
Conejos	2	Montrose	19
Costilla	0	Morgan	15
Crowley	0	Otero	11
Custer	2	Ouray	0
Delta	10	Park	4
Denver	167	Phillips	5
Dolores	2	Pitkin	6
Douglas	466	Prowers	6
Eagle	40	Pueblo	61
Elbert	19	Rio Blanco	4
El Paso	474	Rio Grande	13
Fremont	14	Routt	15
Garfield	45	Saguache	6
Gilpin	1	San Juan	0
Grand	4	San Miguel	5
Gunnison	8	Sedgwick	2
Hinsdale	0	Summit	21
Huerfano	1	Teller	24
Jackson	1	Washington	6
Jefferson	270	Weld	149
Kiowa	1	Yuma	7
County Not Reported			55
Total			3,482

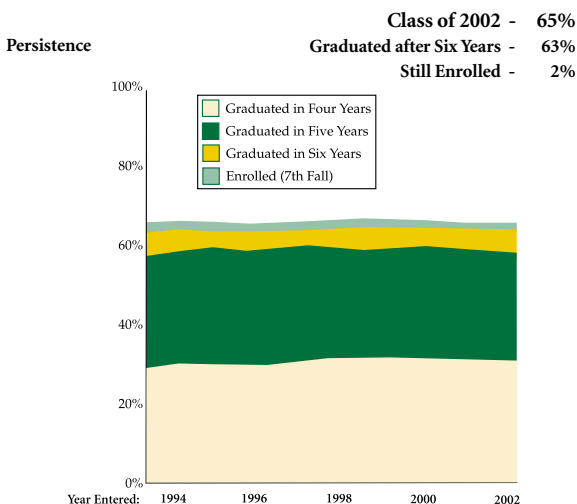
Facts About Students

Top Ten Countries of Origin for International Students

Saudi Arabia.....	169
China	103
India.....	80
South Korea.....	72
Taiwan	32
Qatar.....	24
Japan	23
Kuwait.....	19
Thailand	19
Brazil.....	14

***Total International Students = 882
from 85 countries***

Persistence of New Freshmen



Note: Persistence includes students who have graduated and those still enrolled at the end of the six-year period.

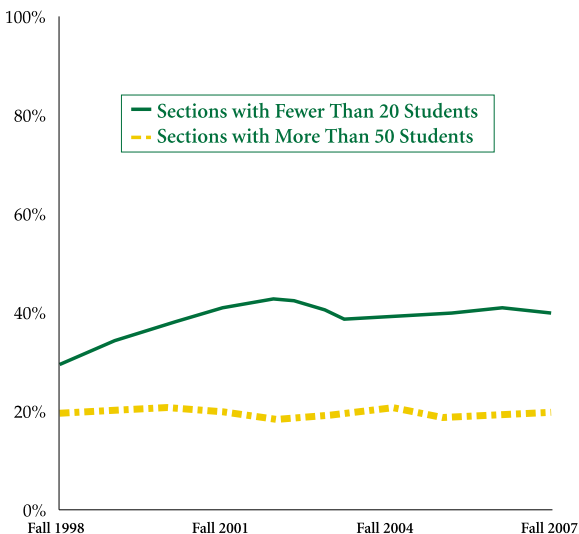
Facts About Students

Degrees Awarded

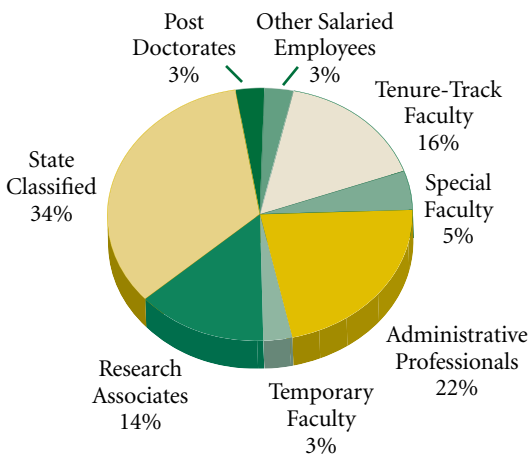
	Year First Awarded	2007-08	To Date
Bachelor's	1884	4,289	149,914
Master's	1893	1,024	35,636
Ph.D.	1955	206	6,981
D.V.M.	1904	136	6,908
Total		5,655	199,439

Degree Programs: CSU offers bachelor's degrees in 62 fields, master's degrees in 63 fields, doctoral degrees in 40 fields and a professional degree in Veterinary Medicine.

Undergraduate Sections with Fewer than 20 or More than 50 Students



Facts About Employees



Total Employees = 6,249

University Employees		
Faculty		1,518
Tenure-Track	1,019	
Special Appointments	303	
Temporary Appointments	196	
Administrative Professionals		2,258
Research Associates	902	
Other	1,356	
State Classified		2,121
Post Doctorates		198
Other Salaried Employees		154
Total Employees		6,249
<i>Note: All appointment types and fund groups are included. Others include veterinary interns, veterinary residents, fellowship grant trainees, and clinical psychology interns.</i>		

Student to Faculty Ratio
17 to 1

Facts About Employees

Tenure-Track Faculty by Ethnicity

	Number	Percent
Non-Minority	848	87.5%
International	49	---
Minority		
Asian	64	6.6%
Black	14	1.4%
Hispanic	39	4.0%
Native American	5	0.5%
Total Faculty	1,019	100.0%

Note: International faculty are excluded from the base population when calculating the percentage of minority faculty.

Tenure-Track Faculty by Gender and Rank

	Men	Women	Total
Professor	333	86	419
Associate Professor	200	110	310
Assistant Professor	160	130	290
Total	693	326	1,019



Facts About Employees

Average Faculty Salaries Institutional Peer Group Professor

University of Illinois, Urbana-Champaign	\$125,683
University of Colorado, Boulder	116,384
Michigan State University.....	116,021
Purdue University	113,199
Texas A & M University	112,315
North Carolina State University.....	110,793
Iowa State University	106,735
Colorado State University	102,272
Washington State University	96,119
Oklahoma State University.....	92,320
Oregon State University.....	88,670

Associate Professor

University of Colorado, Boulder	\$84,917
Michigan State University.....	82,776
University of Illinois, Urbana-Champaign	82,235
North Carolina State University.....	81,974
Texas A & M University	79,783
Iowa State University	77,622
Purdue University	77,397
Colorado State University	76,415
Washington State University	71,353
Oklahoma State University.....	69,941
Oregon State University.....	68,712

Assistant Professor

University of Illinois, Urbana-Champaign	\$73,687
University of Colorado, Boulder	72,301
Texas A & M University	70,535
North Carolina State University.....	69,942
Purdue University	69,250
Iowa State University	67,574
Colorado State University	65,558
Washington State University	64,251
Michigan State University.....	64,151
Oregon State University.....	64,119
Oklahoma State University.....	63,458

Facts About Employees

University Distinguished Professors

Barry Beatty	Microbiology, Immunology, and Pathology
Patrick Brennan	Microbiology, Immunology, and Pathology
Edward Hoover	Microbiology, Immunology, and Pathology
Jan Leach	Bioagricultural Sciences and Pest Management
Karolin Luger	Biochemistry and Molecular Biology
Gordon Niswender	Biomedical Sciences
Jorge Rocca	Electrical and Computer Engineering and Physics
Bernard Rollin	Philosophy, Biomedical Sciences, Animal Sciences
Holmes Rolston III	Philosophy
George E. Seidel	Biomedical Sciences
Gary C. Smith	Animal Sciences
John Sofos	Animal Sciences
Graeme Stephens	Atmospheric Science
Thomas Vonder Haar	Atmospheric Science
Robert Williams	Chemistry
Stephen Withrow	Clinical Sciences

University Distinguished Teaching Scholars

Ken Barbarick	Soil and Crop Sciences
Pattie Cowell	English
Rich Feller	School of Education
K. Douglas Hoffman	Marketing
Paul A. Kennedy	Mathematics
Kate Kiefer	English
Nancy Levinger	Chemistry
Mike Palmquist	English
Stephen Thompson	Chemistry
Ray Whalen	Biomedical Sciences

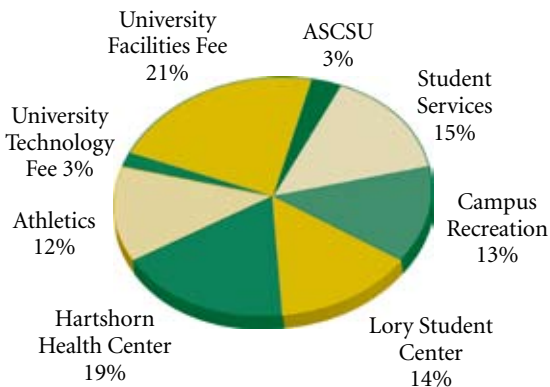


Other Facts

Full-Time Tuition and Fees

Resident		
Undergraduate		\$5,874
Graduate		7,071
Nonresident		
Undergraduate		\$21,590
Graduate		18,703

Mandatory Student Fees



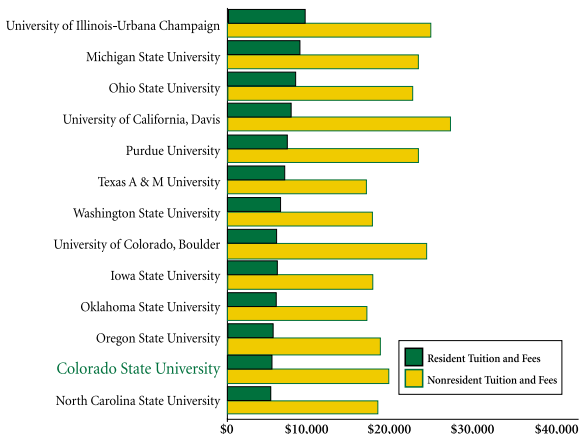
Total Fees = \$1,450

Note: All Tuition, Fee, and Room and Board information is reported for the academic year. The University Facilities Fee is based on 15 credit hours per semester.



Other Facts

Comparison of Peer Institutions Undergraduate Tuition and Fees – 2007-2008



Undergraduate Technology Fees

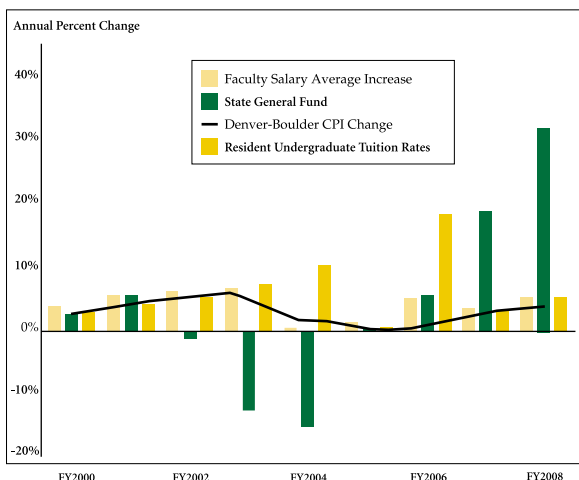
Agricultural Sciences	\$156
Applied Human Sciences	136
Business	189
Engineering	340
Intra-University (Open Option)	68
Liberal Arts	109
Natural Sciences	189
Veterinary Medicine & Biomedical Sciences	180
Warner College of Natural Resources	189

Room and Board Rates

Standard Room - 300 meals per semester.....	\$8,134
Standard Room - 210 meals per semester.....	7,828
Standard Room - 160 meals per semester.....	7,534

Other Facts

Annual Change in Financial Environment



Peer Institutions

Institutional Peer Group

Iowa State University
Michigan State University
North Carolina State University
Ohio State University
Oklahoma State University
Oregon State University
Purdue University
Texas A & M University
University of California, Davis
University of Colorado, Boulder
University of Illinois, Urbana-Champaign
Washington State University

Other Facts

2007-2008 Annual Research Expenditures

Federal Funds (In Millions)

Department of Agriculture (USDA)	\$61.1
Department of Defense	15.4
Department of Energy	8.6
Health & Human Services	54.2
National Science Foundation	30.0
NASA	11.8
Miscellaneous Federal	27.8
Non-Science & Engineering (Federal)	6.0

Total Federal Funds **\$214.9**

Non-Federal Funds

Industrials	\$18.1
State and Local	12.8
Non-Science & Engineering (Non-Federal)	1.0
Foundations	3.7
All other Non-Federal Sources	7.8

Total Non-Federal Funds **\$43.4**

Total Sponsored Funds **\$258.3**

Institutional Funds **44.3**

Total CSU Research Funds **\$302.6**



Other Facts

Programs of Research and Scholarly Excellence

Animal Reproduction and Biotechnology Laboratory
Center for Extreme Ultraviolet Science and Technology
Center for Interdisciplinary Mathematics and Statistics
(CIMS)
Center for Meat Safety and Quality
Center for Research in Writing and Communication
Technologies
Department of Atmospheric Sciences
Department of Occupational Therapy
Engines and Energy Conversion Laboratory
Graduate and Research Program in Biochemistry and
Molecular Biology
Graduate and Research Program in the Chemical and
Molecular Sciences and Technology
Graduate Degree Program in Ecology
Human Performance Lab
Institute of Applied Prevention Research
Molecular, Cellular, and Integrative Neuroscience
Program
Musculoskeletal Research
Natural Resources Ecology Laboratory (NREL)
Program in Molecular Plant Biology
Water Resources and Environmental Engineering
Wheat Research, Outreach and Education Program



Calendar – Key Dates

Fall Semester 2008

August

25 Monday. Classes begin.

November

22 Saturday. Fall recess begins; no classes next week.

27-28 Thursday, Friday. Holiday - University offices closed.

December

1 Monday. Classes resume.

12 Friday. Classes end.

15-19 Monday through Friday. Final examinations.

19-20 Friday and Saturday. Commencement ceremonies.

24-26 Wednesday-Friday. Holiday - University offices closed.

Spring Semester 2009

January

1 Thursday. Holiday - University offices closed.

19 Monday. Holiday - University offices closed.

20 Tuesday. Classes begin.

March

14 Saturday. Spring recess begins.

23 Monday. Classes resume.

May

8 Friday. Classes end.

11-15 Monday through Friday. Final examinations.

15-16 Friday and Saturday. Commencement ceremonies.

Summer Session 2009

May

18 Monday. First 4- and 12-week terms begin.

25 Monday. Holiday - University offices closed; no classes.

June

12 Friday. First 4-week term ends.

15 Monday. Eight-week term and second 4-week term begin.

July

3 Friday. Holiday - University offices closed; no classes.

10 Friday. Second 4-week term ends.

13 Monday. Third 4-week term begins.

August

7 Friday. Last day of classes for all terms.

Main Campus Number	491-1101
Admissions Office	491-6909
Advancement and Strategic Initiatives	491-7328
Agricultural Experiment Station	491-5371
Alumni Association	491-6533
Advocacy Offices:	
Asian/Pacific American Student Services.....	491-6154
Black Student Services.....	491-5781
El Centro Student Services.....	491-5722
Native American Student Services.....	491-1332
Resources for Disabled Students.....	491-6385
Women’s Programs and Studies	491-6384
Athletics.....	491-5300
Bookstore	491-6692



CASA (Center for Advising and Student Achievement)	491-7095
Colleges:	
Agricultural Sciences	491-6272
Applied Human Sciences	491-6331
Business	491-6471
Engineering	491-6603
Liberal Arts	491-5421
Natural Sciences	491-1300
Veterinary Medicine & Biomedical Sciences....	491-7051
Warner College of Natural Resources	491-6675
Colorado State Forest Service	491-6303
Colorado State University Foundation.....	491-7135
Conference Services	491-6222
CSU Extension	491-6281
Equal Opportunity and Diversity	491-5836
Financial Aid	491-6321
Graduate School	491-6817
Housing and Dining Services.....	491-6511
Human Resource Services	491-5793
Lory Student Center	491-6444
Morgan Library.....	491-1842
President's Office.....	491-6211
Registrar	491-7148
Sponsored Programs	491-6355
University Police Department.....	491-6425
University Relations Department	491-6432
Veterinary Teaching Hospital.....	221-4535

<http://www.colostate.edu>



Colorado State University does not discriminate on the basis of race, age, color, religion, national origin, gender, disability, sexual orientation, veteran status, or disability. The University complies with the Civil Rights Act of 1964, related Executive Orders 11246 and 11375, Title IX of the Education Amendments Act of 1972, Sections 503 and 504 of the Rehabilitation Act of 1973, Section 402 of the Vietnam Era Veteran's Readjustment Act of 1974, the Age Discrimination in Employment Act of 1967, as amended, Americans with Disabilities Act of 1990, the Civil Rights Act of 1991, and all civil rights laws of the State of Colorado. Accordingly, equal opportunity of employment and admission shall be extended to all persons and the University shall promote equal opportunity and treatment through a positive and continuing affirmative action program. The Office of Equal Opportunity and Diversity is located in 101 Student Services. In order to assist Colorado State University in meeting its affirmative action responsibilities, ethnic minorities, women, and other protected class members are encouraged to apply and to so identify themselves.



*Produced by Institutional Research, Fall 2008.
Additional information available at <http://www.ir.colostate.edu>.
Call 491-5939 for additional copies or more information.*

