

Colorado State University

# Facts at a Glance

2007-2008





*Colorado State University's land-grant mission is to forge links with people worldwide – through teaching, research, and service. In turn, these vital connections help stimulate cultural growth, economic development, and intellectual achievements for generations to come.*

# Table of Contents

<b>Profile</b> .....	1
----------------------	---

## **Facts About Students**

Student Enrollment .....	3
Students by Residency .....	4
Students by Gender .....	4
Undergraduates by Class and Residency .....	5
Undergraduates by Age .....	6
Average Credit Load .....	6
Students by Full-Time/Part-Time Status .....	7
Student Level by College .....	8
New Freshmen Profile .....	8
Average Index for New Freshmen.....	9
Transfer Students .....	9
Students by Ethnicity.....	10
Resident New Freshmen by County .....	11
International Students.....	12
Freshmen Persistence.....	12
Degrees Awarded .....	13
Undergraduate Class Size .....	13

## **Facts About Employees**

University Employees .....	14
Student to Faculty Ratio.....	14
Faculty by Ethnicity .....	15
Faculty by Gender and Rank.....	15
Average Faculty Salaries .....	16
University Distinguished Professors.....	17
University Distinguished Teaching Scholars.....	17

## **Other Facts**

Tuition and Fees.....	18
Undergraduate Technology Fees.....	19
Room and Board Rates.....	19
Annual Change in Financial Environment .....	20
Peer Institutions.....	20
Annual Research Expenditures .....	21
Programs of Research and Scholarly Excellence.....	22
Calendar – Key Dates.....	23
Connect with Colorado State.....	24

# Profile

## Character

Colorado State University is a land-grant institution and a Carnegie Doctoral/Research University – Extensive. Colorado State University was founded in 1870 as the Colorado Agricultural College. The doors opened to the first students in 1879. In 1935, the school became the Colorado State College of Agriculture and Mechanic Arts, or Colorado A&M, and was renamed Colorado State University in 1957.

## Location

Fort Collins is a midsize city of approximately 142,000, located in northern Colorado at the western edge of the Great Plains and the base of the Rocky Mountains. *Money Magazine* ranked Fort Collins as the “Best Place to Live” in America for 2006.

## Campus

A 579-acre main campus (which includes 101 acres for the Veterinary Teaching Hospital), 1,705-acre foothills campus, 1,432-acre agricultural campus, and 1,177-acre Pingree Park mountain campus are located in Larimer County. Colorado State University has 3,994 acres of land for research centers and Colorado State Forest Service stations outside of Larimer County.

## The Arts

CSU presents more than 300 world-class music, theatre and dance performances; exhibitions; and other arts events annually. Facilities include the new University Center for the Arts with the Runyan Music Hall, Griffin Concert Hall, University Theatre, and Studio Theatre, in addition to the Casavant Organ Concert Hall, Hatton Gallery, Curfman Gallery, and the Lory Student Center Theatre, with additional spaces, including a University Art Museum, currently under construction.

## Alumni

CSU has 163,935 living alumni with 51 active alumni chapters (14 in Colorado and 37 out of state) and 9 national interest groups.

## Colleges

The colleges include: Agricultural Sciences, Applied Human Sciences, Business, Engineering, Liberal Arts, Natural Sciences, Veterinary Medicine & Biomedical Sciences, and the Warner College of Natural Resources.

# Profile

## Athletics

CSU is a member of the National Collegiate Athletic Association (NCAA) at the Division I Level and a founding member of the Mountain West Athletic Conference. The Rams field teams in 16 intercollegiate sports. Athletic facilities include Sonny Lubick Field at Hughes Stadium and Moby Arena. Team colors are green and gold. The Colorado State volleyball team has now advanced to 12 straight NCAA Championships, winning the Mountain West Conference regular season six of the past eight years.

## University Budget

For FY2008, the total budget is \$775.3 million including an Education & General (E&G) budget of \$367.9 million.

## Outreach

CSU Extension has offices in 59 of 64 Colorado counties and delivers research-based information and educational programs to citizens locally. Colorado State Forest Service has 17 district offices statewide and provides information and programs on forest management, wildfire protection, community forestry, and conservation education. The Colorado Agricultural Experiment Station has 8 research centers and 10 different sites that conduct site-specific research on agriculture and related issues important to the state's social and economic well-being. Continuing Education offers a wide range of credit and noncredit educational opportunities available on campus, off campus, and by various distance education formats.



# Profile

## Residence Life

CSU has 10 residence halls with a capacity of about 5,100 students. There are 718 apartment units for students with families and 190 apartments for older or graduate students.

## Student Life

CSU has 325 student organizations and 34 honor societies. About 25 percent of the undergraduate student population participates in intramural sports and 5 percent of undergraduates join one of the 19 fraternities and 14 sororities.

## Academic Year

CSU operates on the semester system with the fall semester beginning in late August and ending before Christmas. The spring semester begins in January and ends in May. There are 12 weeks in the regular summer session.

## Libraries

Library holdings include more than 2 million books, bound journals, and government documents. The library has 300 public terminals to access specialized indexes and web-based sources. More than 30,000 electronic resources including e-journals can be accessed through the Web at <http://lib.colostate.edu>. An expedited interlibrary loan service including desktop delivery of materials from other libraries is available and the circulation desk offers laptop computers for checkout and use in the library.

## Capital Construction/Major Equipment

The total investment from all fund sources over the past 16 years is approximately \$667 million.

## International Programs

CSU has internationally-active faculty with a distinguished history of involvement in international programs. Over 1,200 foreign students and scholars are engaged in academic work and research on campus. CSU is consistently one of the top-ranking universities in the nation for the recruitment of Peace Corps volunteers. Approximately 700 students per year participate in educational programs abroad.

## University Honors Program

The University Honors Program provides outstanding academics which feature superb students and faculty, small classes including seminars, and a senior-year creative activity and includes a network of support through residential learning communities in the new Academic Village and Newsom Hall.

# Facts About Students

## Fall 2007 Enrollment

There are 24,983 students from every state and 79 foreign countries. Colorado residents make up about 80 percent of the total enrollment and 13.2 percent of students with U.S. residency are ethnic minorities. There are 20,765 undergraduate, 3,679 graduate, and 539 professional veterinary medicine students. The entering freshman class totals 4,392 students. On the average, entering freshmen rank in the 72<sup>nd</sup> percentile of their graduating class, bring a 3.5 grade point average, and have an average ACT composite score of 24.2 or SAT combined score of 1,120.

### Top Twenty Undergraduate Majors

Construction Management .....	979
Health & Exercise Science .....	952
Psychology .....	894
Biological Science .....	725
Business Administration .....	603
Art .....	584
Human Development & Family Studies .....	577
Mechanical Engineering .....	574
English .....	494
Technical Journalism .....	483
History .....	476
Speech Communication .....	464
Finance & Real Estate .....	431
Apparel & Merchandising .....	413
Equine Science .....	372
Political Science .....	368
Sociology .....	366
Liberal Arts .....	351
Marketing .....	345
Natural Resource Recreation & Tourism .....	324

*Note: If all the undergraduate concentrations in Business were added together, Business would be the largest major with 1,872 students. All open option majors are excluded.*

# Facts About Students

## Students by Residency

	Resident	Nonresident	Total
Undergraduate	17,018	3,747	20,765
Graduate	2,587	1,092	3,679
Professional Veterinary Medicine	296	243	539
<b>Total</b>	<b>19,901</b>	<b>5,082</b>	<b>24,983</b>

## Top 10 States of Residence for Nonresident Undergraduates

California.....	397
Texas .....	357
Illinois.....	330
Minnesota.....	129
New Mexico.....	106
Wyoming.....	105
Washington .....	96
Arizona .....	94
Alaska.....	92
Pennsylvania.....	85

## Students by Gender

	Men	Women
Undergraduate	10,047	10,718
Graduate	1,790	1,889
Professional Veterinary Medicine	115	424
<b>Total</b>	<b>11,952</b>	<b>13,031</b>



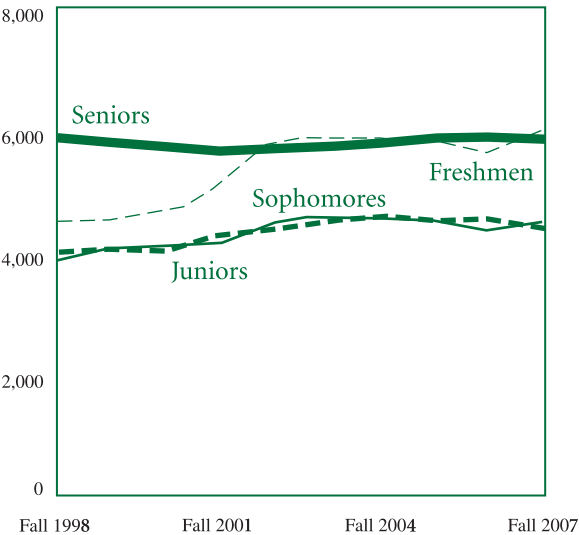


# Facts About Students

## Undergraduates by Class and Residency

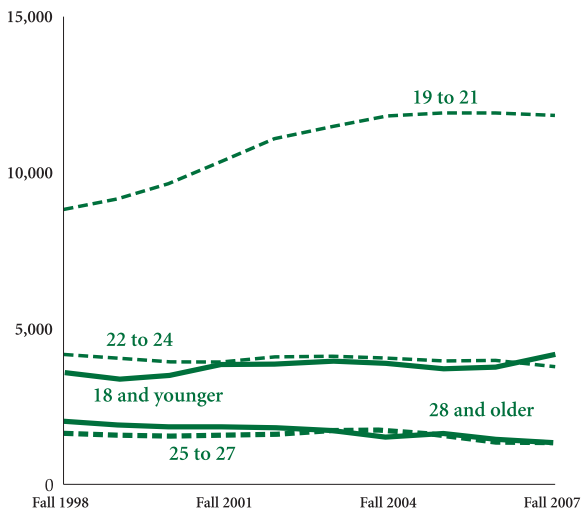
	Resident	Nonresident	Total
Freshmen	4,753	1,327	6,080
Sophomore	3,643	802	4,445
Junior	3,613	691	4,304
Senior	5,009	927	5,936
<i><b>Total</b></i>	<i><b>17,018</b></i>	<i><b>3,747</b></i>	<i><b>20,765</b></i>

## Ten-Year Class History



# Facts About Students

## Ten-Year History of Age (Undergraduate)



## Average Credit Load

### All Undergraduates    New Freshmen

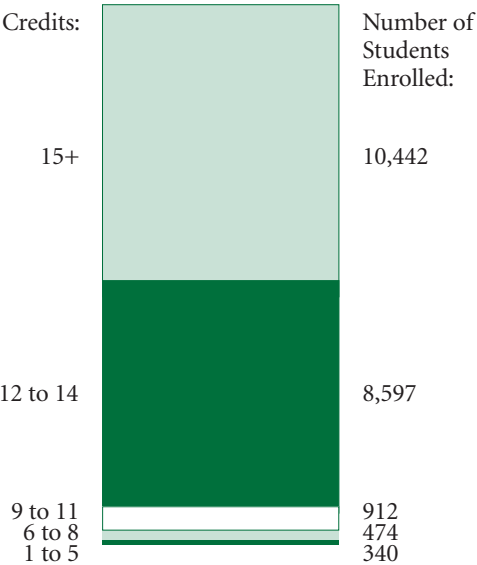
Agricultural Sciences	14.4	14.7
Applied Human Sciences	13.9	14.4
Business	14.4	14.6
Engineering	14.0	14.6
Intra-University	13.6	14.1
Liberal Arts	13.9	14.7
Natural Sciences	14.1	14.6
Veterinary Medicine and Biomedical Sciences	14.6	15.2
Warner College of Natural Resources	13.9	14.4
University Average	14.0	14.5

# Facts About Students

## Students by Full-Time/Part-Time Status

	Full-Time	Part-Time
Undergraduate	19,039	1,726
Graduate	1,932	1,747
Professional Veterinary Medicine	539	0
<i>Total</i>	<i>21,510</i>	<i>3,473</i>

## Undergraduates by Credit Load



Full-Time Status (for the purposes of)	Number of Credits	Number of Students
Fees	6 + credits	20,425
Tuition	9 + credits	19,951
Financial Aid	12 + credits	19,039
Graduation in 4 Years	15 + credits	10,442

# Facts About Students

## Student Level by College

	Undergraduates	Graduates
Agricultural Sciences	1,226	214
Applied Human Sciences	4,076	859
Business	1,872	166
Engineering	1,463	538
Intra-University	2,753	158
Liberal Arts	4,675	568
Natural Sciences	3,065	619
Veterinary Med & Bio Sci	664	343
Warner College of Natural Resources	971	214
Professional Veterinary Medicine	---	539
<b>Total</b>	<b>20,765</b>	<b>4,218</b>

## New Freshmen Profile

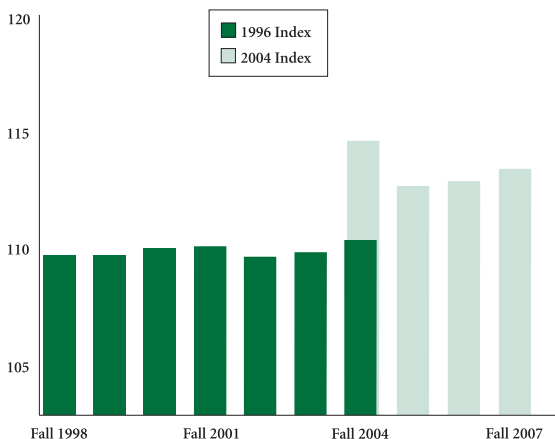
New Freshmen	4,392
Percent of Admitted Students Who Enroll	44%
Mean High School Percentile Rank	72 <sup>nd</sup>
Mean High School GPA	3.5
Mean ACT Composite	24.2
Mean SAT Verbal	555
Mean SAT Math	566
Mean CCHE Index (2004 Index)	113.2

*CSU's Professional Veterinary Medicine Program is ranked second in the nation by U.S. News and World Report and is ranked first in the country in federal research dollars.*

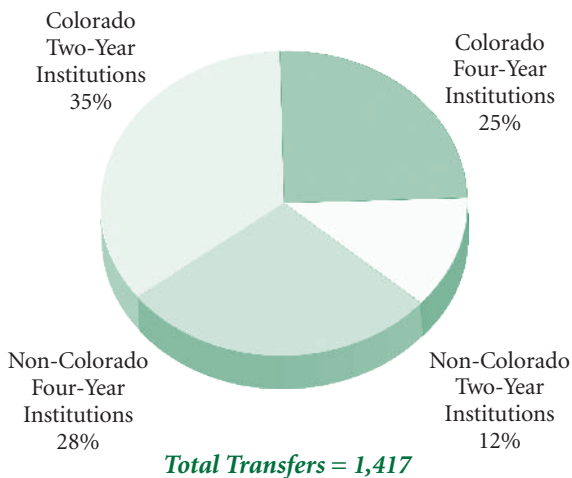


# Facts About Students

## Average CCHE Index for New Freshmen



## Previous Institutions for Transfer Students



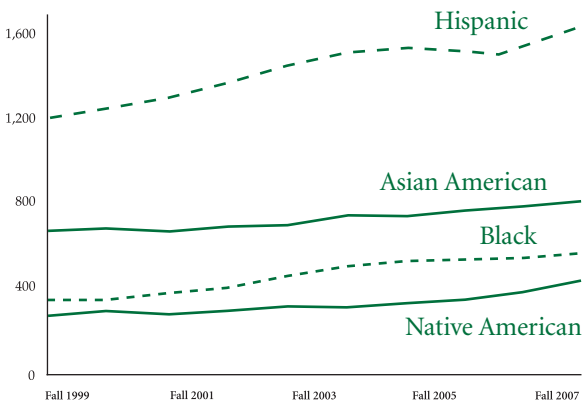
# Facts About Students

## Students by Ethnicity

	Under-graduate	Graduate	PVM	Total
Asian American	651	86	30	767
Black	456	43	4	503
Hispanic	1,351	148	33	1,532
Native American	326	48	2	376
White	16,715	2,528	375	19,618
International	343	540	4	887
Other	923	286	91	1,300
<b>Total</b>	<b>20,765</b>	<b>3,679</b>	<b>539</b>	<b>24,983</b>
<b>Minority</b>	<b>13.2%</b>			
<b>Non-Minority</b>	<b>86.8%</b>			

*Note: International students are excluded from minority and non-minority percentages. Ethnicity is self-reported.*

## History of Ethnic Student Enrollment



# Facts About Students

## Resident New Freshmen by County

Adams	99	Kit Carson	6
Alamosa	7	Lake	8
Arapahoe	497	La Plata	18
Archuleta	5	Larimer	498
Baca	3	Las Animas	4
Bent	1	Lincoln	10
Boulder	224	Logan	14
Broomfield	88	Mesa	52
Chaffee	6	Mineral	0
Cheyenne	6	Moffat	7
Clear Creek	5	Montezuma	18
Conejos	5	Montrose	23
Costilla	0	Morgan	19
Crowley	1	Otero	9
Custer	1	Ouray	3
Delta	14	Park	9
Denver	164	Phillips	3
Dolores	1	Pitkin	2
Douglas	469	Prowers	10
Eagle	27	Pueblo	52
Elbert	26	Rio Blanco	6
El Paso	411	Rio Grande	6
Fremont	14	Routt	16
Garfield	41	Saguache	2
Gilpin	1	San Juan	0
Grand	16	San Miguel	3
Gunnison	6	Sedgwick	1
Hinsdale	1	Summit	10
Huerfano	2	Teller	11
Jackson	5	Washington	6
Jefferson	284	Weld	169
Kiowa	0	Yuma	4
County Not Reported			16
<b>Total</b>			<b>3,445</b>

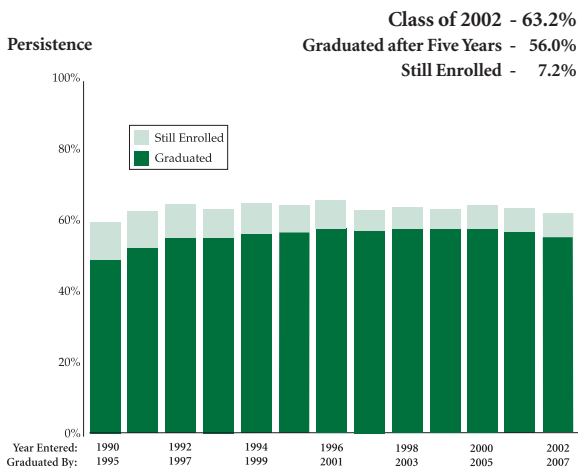
# Facts About Students

## Top Ten Countries of Origin for International Students

Saudi Arabia.....	168
China .....	102
India.....	98
South Korea.....	69
Taiwan .....	36
Qatar.....	34
Japan .....	26
Thailand .....	23
Kuwait.....	16
Canada.....	14

***Total International Students = 887  
from 79 countries***

## Persistence of New Freshmen



*Note: Persistence includes students who have graduated and those still enrolled at the end of the five-year study period.*



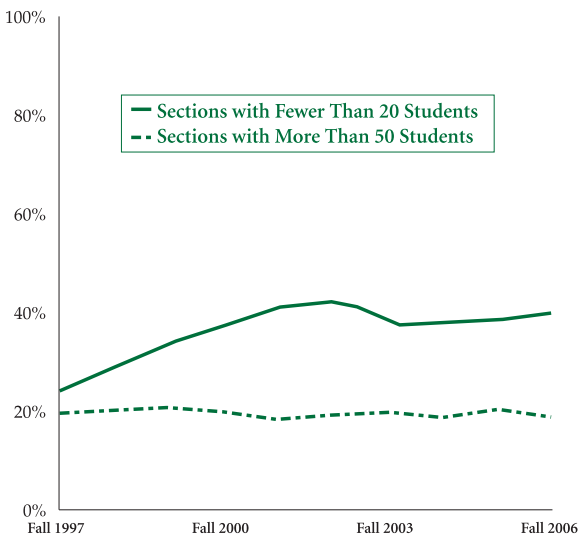
# Facts About Students

## Degrees Awarded

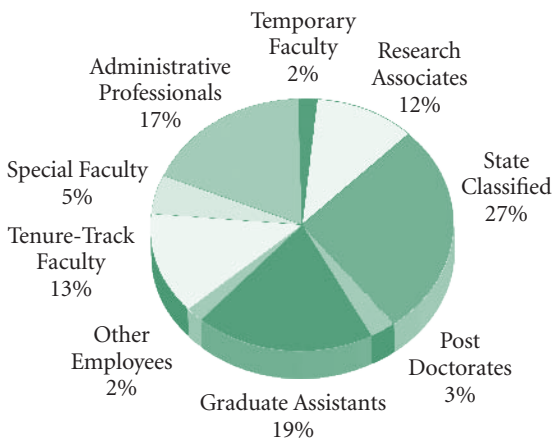
	Year First Awarded	2006-07	To Date
Bachelor's	1884	4,169	145,625
Master's	1893	965	34,612
Ph.D.	1955	211	6,775
D.V.M.	1904	129	6,772
<b>Total</b>		<b>5,474</b>	<b>193,784</b>

*Degree Programs: CSU offers bachelor's degrees in 62 fields, master's degrees in 59 fields, doctoral degrees in 38 fields and a professional degree in Veterinary Medicine.*

## Undergraduate Sections with Fewer than 20 or More than 50 Students



# Facts About Employees



**Total Employees = 7,530**

University Employees		
Faculty		1,468
Tenure-Track	973	
Special Appointments	346	
Temporary Appointments	149	
Administrative Professionals		2,149
Research Associates	891	
Other	1,258	
State Classified		2,092
Graduate Assistants		1,460
Post Doctorates		200
Others		161
Total Employees		7,530
Note: All appointment types and fund groups are included. Others include veterinary interns, veterinary residents, fellowship grant trainees, and clinical psychology interns.		

**Student to Faculty Ratio**  
**17 to 1**

# Facts About Employees

## Tenure-Track Faculty by Ethnicity

	Number	Percent
Total Non-Minority	862	88.1%
Total Minority	111	11.9%
Asian	59	6.3%
Black	12	1.3%
Hispanic	34	3.7%
Native American	6	0.6%

*Note: International faculty are excluded from the base population when calculating the percentage of minority faculty.*

## Tenure-Track Faculty by Gender and Rank

	Men	Women	Total
Professor	345	84	429
Associate Professor	193	101	294
Assistant Professor	139	111	250
<b>Total</b>	<b>677</b>	<b>296</b>	<b>973</b>



# Facts About Employees

## Average Faculty Salaries Institutional Peer Group Professor

University of Illinois, Urbana-Champaign .....	\$120,900
Ohio State University .....	117,200
University of California, Davis .....	114,000
Michigan State University .....	110,200
Purdue University .....	107,600
Texas A & M University .....	107,400
University of Colorado, Boulder .....	106,800
North Carolina State University .....	103,900
Iowa State University .....	100,600
<b>Colorado State University .....</b>	<b>96,800</b>
Washington State University .....	92,000
Oklahoma State University .....	88,700
Oregon State University .....	84,800

## Associate Professor

University of Illinois, Urbana-Champaign .....	\$79,500
Michigan State University .....	79,200
University of Colorado, Boulder .....	78,000
North Carolina State University .....	77,400
Ohio State University .....	76,900
University of California, Davis .....	76,500
Texas A & M University .....	76,000
Purdue University .....	74,800
Iowa State University .....	73,700
<b>Colorado State University .....</b>	<b>72,300</b>
Washington State University .....	69,200
Oklahoma State University .....	68,000
Oregon State University .....	64,800

## Assistant Professor

University of Illinois, Urbana-Champaign .....	\$71,700
Ohio State University .....	69,400
University of California, Davis .....	67,900
University of Colorado, Boulder .....	67,500
Texas A & M University .....	67,300
Purdue University .....	66,800
North Carolina State University .....	66,300
Iowa State University .....	64,500
<b>Colorado State University .....</b>	<b>62,100</b>
Oklahoma State University .....	61,900
Michigan State University .....	61,800
Oregon State University .....	61,600
Washington State University .....	60,300

# Facts About Employees

## University Distinguished Professors

Barry Beatty	Microbiology, Immunology, and Pathology
Patrick Brennan	Microbiology, Immunology, and Pathology
Edward Hoover	Microbiology, Immunology, and Pathology
Jan Leach	Bioagricultural Sciences and Pest Management
Karolin Luger	Biochemistry and Molecular Biology
Jorge Rocca	Electrical and Computer Engineering
Bernard Rollin	Philosophy, Biomedical Sciences, Animal Sciences
Holmes Rolston III	Philosophy
John Sofos	Animal Sciences
Graeme Stephens	Atmospheric Science
Thomas VonderHaar	Atmospheric Science
Robert Williams	Chemistry
Stephen Withrow	Clinical Sciences

## University Distinguished Teaching Scholars

Ken Barbarick	Soil and Crop Sciences
James Boyd	Philosophy
Ingrid Burke	Forest, Rangeland, and Watershed Stewardship
Pattie Cowell	English
Rich Feller	School of Education
K. Douglas Hoffman	Marketing
Kate Kiefer	English
Nancy Levinger	Chemistry
Mike Palmquist	English
Stephen Thompson	Chemistry
Ray Whalen	Biomedical Sciences

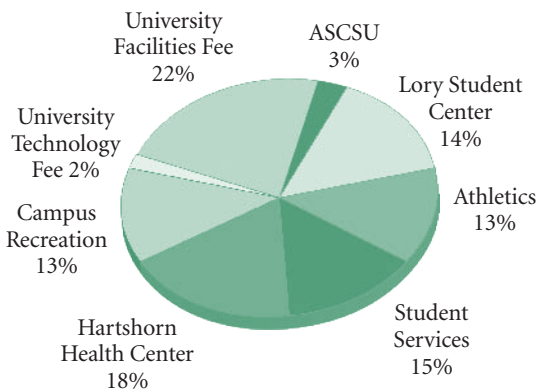


# Other Facts

## Full-Time Tuition and Fees

Resident		
Undergraduate		\$5,419
Graduate		6,266
Nonresident		
Undergraduate		\$18,859
Graduate		17,804

## Mandatory Student Fees



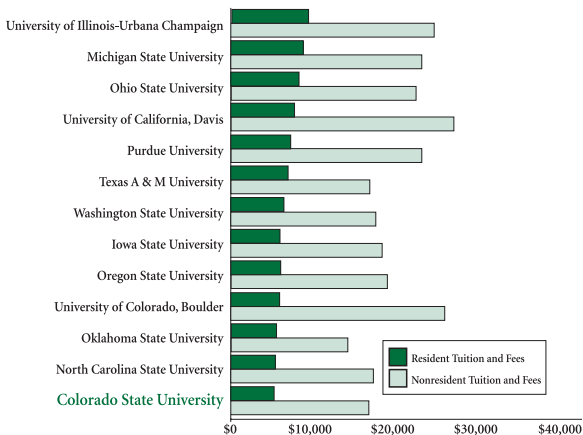
**Total Fees = \$1,379**

*Note: All Tuition, Fee, and Room and Board information is reported for the academic year. The University Facilities Fee is based on 15 credit hours per semester.*



# Other Facts

## Comparison of Peer Institutions Undergraduate Tuition – 2006-2007



### Undergraduate Technology Fees

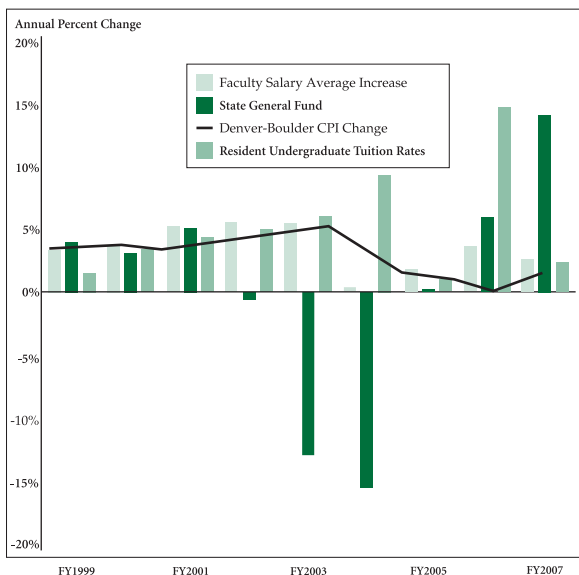
Agricultural Sciences	\$149
Applied Human Sciences	130
Business	180
Engineering	340
Intra-University (Open Option)	68
Liberal Arts	104
Natural Sciences	189
Veterinary Medicine & Biomedical Sciences	180
Warner College of Natural Resources	180

### Room and Board Rates

Standard Room - 300 meals per semester.....	\$7,382
Standard Room - 210 meals per semester.....	7,092
Standard Room - 160 meals per semester.....	6,814

# Other Facts

## Annual Change in Financial Environment



### Peer Institutions

#### Institutional Peer Group

Iowa State University  
Michigan State University  
North Carolina State University  
Ohio State University  
Oklahoma State University  
Oregon State University  
Purdue University  
Texas A & M University  
University of California, Davis  
University of Colorado, Boulder  
University of Illinois, Urbana-Champaign  
Washington State University



# Other Facts

## 2006-2007 Annual Research Expenditures

### Federal Funds (In Millions)

Department of Agriculture (USDA)	\$55.5
Department of Defense	16.0
Department of Energy	7.6
Health & Human Services	67.5
National Science Foundation	26.2
NASA	11.8
Miscellaneous Federal	26.1
Non-Science & Engineering (Federal)	6.4

**Total Federal Funds** **\$217.1**

### Non-Federal Funds

Industrials	\$14.7
State and Local	12.3
Non-Science & Engineering (Non-Federal)	0.7
Foundations	1.4
All other Non-Federal Sources	6.7

**Total Non-Federal Funds** **\$35.8**

**Total Sponsored Funds** **\$252.9**

**Institutional Funds** **43.1**

**Total CSU Research Funds** **\$296.0**



# Other Facts

## Programs of Research and Scholarly Excellence

Animal Reproduction and Biotechnology Laboratory  
Center for Extreme Ultraviolet Science and Technology  
Center for Research on Writing and Communication  
Technologies  
Department of Atmospheric Science  
Department of Biochemistry and Molecular Biology  
Department of Chemistry  
Department of Occupational Therapy  
Department of Statistics  
Engines and Energy Conversion Laboratory  
Environmental and Water Resources Engineering  
Program  
Infectious Diseases Program  
Musculoskeletal Research  
Natural Resources Ecology Laboratory  
Program in Molecular, Cellular, and Integrative  
Neurosciences  
Radiological Health Sciences and Cancer Research  
Tri-Ethnic Center for Prevention Research



# Calendar – Key Dates

## Fall Semester 2007

August

20 Monday. Classes begin.

November

17 Saturday. Fall recess begins; no classes next week.

22-23 Thursday, Friday. Holiday - University offices closed.

26 Monday. Classes resume.

December

7 Friday. Classes end.

10-14 Monday through Friday. Final examinations.

14-15 Friday and Saturday. Commencement ceremonies.

24-26 Monday through Wednesday. Holiday - University offices closed.

## Spring Semester 2008

January

1 Tuesday. Holiday - University offices closed.

21 Monday. Holiday - University offices closed.

22 Tuesday. Classes begin.

March

15 Saturday. Spring recess begins.

24 Monday. Classes resume.

May

9 Friday. Classes end.

12-16 Monday through Friday. Final examinations.

16-17 Friday and Saturday. Commencement ceremonies.

## Summer Session 2008

May

19 Monday. First 4- and 12-week terms begin.

26 Monday. Holiday - University offices closed; no classes.

June

13 Friday. First 4-week term ends.

16 Monday. Eight-week term and second 4-week term begin.

July

4 Friday. Holiday - University offices closed; no classes.

11 Friday. Second 4-week term ends.

14 Monday. Third 4-week term begins.

August

8 Friday. Last day of classes for all terms.

# *Connect with* **Colorado State**

Main Campus Number .....	491-1101
Admissions Office .....	491-6909
Advancement and Strategic Initiatives .....	491-7328
Agricultural Experiment Station .....	491-5371
Alumni Association .....	491-6533
Advocacy Offices:	
Asian/Pacific American Student Services .....	491-6154
Black Student Services .....	491-5781
El Centro Student Services .....	491-5722
Native American Student Services .....	491-1332
Resources for Disabled Students .....	491-6385
Women's Programs and Studies .....	491-6384
Athletics .....	491-5300
Bookstore .....	491-6692
CASA (Center for Advising and Student Achievement) .....	491-7095
Colleges:	
Agricultural Sciences .....	491-6272
Applied Human Sciences .....	491-6331
Business .....	491-6471
Engineering .....	491-6603
Liberal Arts .....	491-5421




Natural Sciences.....	491-1300
Veterinary Medicine & Biomedical Sciences....	491-7051
Warner College of Natural Resources .....	491-6675
Colorado State Forest Service .....	491-6303
Colorado State University Foundation.....	491-7135
Conference Services .....	491-6222
CSU Extension .....	491-6281
Equal Opportunity and Diversity .....	491-5836
Financial Aid .....	491-6321
Graduate School .....	491-6817
Housing and Dining Services.....	491-6511
Human Resource Services .....	491-5793
Lory Student Center .....	491-6444
Morgan Library.....	491-1842
President's Office.....	491-6211
Registrar .....	491-7148
Sponsored Programs .....	491-6355
University Police Department.....	491-6425
University Relations Department .....	491-6432
Veterinary Teaching Hospital.....	491-4535

**<http://www.colostate.edu>**





*Colorado State University does not discriminate on the basis of race, age, color, religion, national origin, gender, disability, sexual orientation, veteran status, or disability. The University complies with the Civil Rights Act of 1964, related Executive Orders 11246 and 11375, Title IX of the Education Amendments Act of 1972, Sections 503 and 504 of the Rehabilitation Act of 1973, Section 402 of the Vietnam Era Veteran's Readjustment Act of 1974, the Age Discrimination in Employment Act of 1967, as amended, Americans with Disabilities Act of 1990, the Civil Rights Act of 1991, and all civil rights laws of the State of Colorado. Accordingly, equal opportunity of employment and admission shall be extended to all persons and the University shall promote equal opportunity and treatment through a positive and continuing affirmative action program. The Office of Equal Opportunity and Diversity is located in 101 Student Services. In order to assist Colorado State University in meeting its affirmative action responsibilities, ethnic minorities, women, and other protected class members are encouraged to apply and to so identify themselves.*



*Produced by  
Office of Institutional Research  
Call (970) 491-5939 for additional copies  
or more information. This entire document  
is available on the Web at  
[www.colostate.edu/Depts/OBIA/](http://www.colostate.edu/Depts/OBIA/)*

