



Facts at a Glance

2006 – 2007





Colorado State University's land-grant mission is to forge links with people worldwide – through teaching, research, and service. In turn, these vital connections help stimulate cultural growth, economic development, and intellectual achievements for generations to come.

Table of Contents

Profile	1
----------------------	----------

Facts About Students

Student Enrollment	3
Students by Residency	4
Students by Gender	4
Undergraduates by Class and Residency	5
Undergraduates by Age	6
Average Credit Load	6
Students by Full-Time/Part-Time Status	7
Student Level by College	8
New Freshmen Profile	8
Average Index for New Freshmen.....	9
Transfer Students	9
Students by Ethnicity.....	10
Resident Undergraduates by County.....	11
International Students.....	12
Freshmen Persistence.....	12
Degrees Awarded	13
Undergraduate Class Size	13

Facts About Employees

University Employees	14
Student to Faculty Ratio.....	14
Faculty by Ethnicity	15
Faculty by Gender and Rank.....	15
Average Faculty Salaries	16
University Distinguished Professors.....	17
University Distinguished Teaching Scholars.....	17

Other Facts

Tuition and Fees.....	18
Undergraduate Technology Fees.....	19
Room and Board Rates.....	19
Annual Change in Financial Environment	20
Peer Institutions.....	20
Annual Research Expenditures	21
Programs of Research and Scholarly Excellence.....	22
Calendar – Key Dates.....	23
Connect with Colorado State.....	24

Profile

Character

Colorado State University is a land-grant institution and a Carnegie Doctoral/Research University – Extensive. Colorado State University was founded in 1870 as the Colorado Agricultural College. The doors opened to the first students in 1879. In 1935, the school became the Colorado State College of Agriculture and Mechanic Arts, or Colorado A&M, and was renamed Colorado State University in 1957.

Location

Fort Collins is a midsize city of approximately 134,000, located in northern Colorado at the western edge of the Great Plains and the base of the Rocky Mountains. *Money Magazine* ranked Fort Collins as the “Best Place to Live” in America for 2006.

Campus

A 579-acre main campus (which includes 101 acres for the Veterinary Teaching Hospital), 1,705-acre foothills campus, 1,434-acre agricultural campus, and 1,177-acre Pingree Park mountain campus are located in Larimer County. Colorado State University has 3,994 acres of land for research centers and Colorado State Forest Service stations outside of Larimer County.

The Arts

CSU presents more than 300 performances, exhibits, and other art events each year, many of them free of charge. Facilities include the Edna Rizley Griffin Concert Hall, University Theatre, Studio Theatre, William E. Runyan Music Hall, Hatton Gallery, Curfman Gallery, and the Lory Student Center Theatre.

Alumni

CSU has 159,335 living alumni with 50 active alumni chapters (10 in Colorado and 40 out of state).



Profile

Colleges

The colleges include: Agricultural Sciences, Applied Human Sciences, Business, Engineering, Liberal Arts, Natural Sciences, Veterinary Medicine & Biomedical Sciences, and the Warner College of Natural Resources.

Athletics

CSU is a member of the National Collegiate Athletic Association (NCAA) at the Division I level and a founding member of the Mountain West Athletic Conference. The Rams field teams in 16 intercollegiate sports. Athletic facilities include Sonny Lubick Field at Hughes Stadium and Moby Arena. Team colors are green and gold. The Colorado State volleyball team won the Mountain West Conference regular season five of the past nine years.

University Budget

For FY2007, the total budget is \$684.8 million including an Education & General (E&G) budget of \$328.8 million.

Outreach

Cooperative Extension has offices in 59 of 64 Colorado counties and delivers research-based information and educational programs to citizens locally. Colorado State Forest Service has 17 district offices statewide and provides information and programs on forest management, wildfire protection, community forestry, and conservation education. The Colorado Agricultural Experiment Station has 8 research centers and 10 different sites that conduct site-specific research on agriculture and related issues important to the state's social and economic well-being. Continuing Education offers a wide range of credit and noncredit educational opportunities available on campus, off campus, and by various distance education formats.



Profile

Residence Life

CSU has 10 residence halls with a capacity of about 4,800 students. There are 718 apartment units for students with families and 190 apartments for older or graduate students.

Student Life

CSU has 300 student organizations and 20 honor societies. About 80 percent of the undergraduate student population participates in intramural sports and 8 percent of undergraduates join one of the 22 fraternities and 14 sororities.

Academic Year

CSU operates on the semester system with the fall semester beginning in late August and ending before Christmas. The spring semester begins in January and ends in May. There are 12 weeks in the regular summer session.

Libraries

Library holdings include more than 2 million books, bound journals, and government documents. The library has 300 public terminals to access specialized indexes and web-based sources. More than 30,000 electronic resources including e-journals can be accessed through the Web at <http://lib.colostate.edu>. An expedited interlibrary loan service including desktop delivery of materials from other libraries is available and the circulation desk offers laptop computers for checkout and use in the library.

Capital Construction/Major Equipment

The total investment from all fund sources over the past 15 years is approximately \$612 million.

International Programs

CSU has internationally-active faculty with a distinguished history of involvement in international programs. Over 1,200 foreign students and scholars are engaged in academic work and research on campus. CSU is consistently one of the top-ranking universities in the nation for the recruitment of Peace Corps volunteers. Approximately 600 students per year participate in educational programs abroad.

University Honors Program

The University Honors Program has approximately 1,000 program participants annually and offers a unique opportunity to live in the Honors Living Learning Community.

Facts About Students

Fall 2006 Enrollment

There are 24,670 students from every state and 86 foreign countries. Colorado residents make up about 80 percent of the total enrollment and 12.6 percent of students with U.S. residency are ethnic minorities. There are 20,500 undergraduate, 3,636 graduate, and 534 professional veterinary medicine students. The entering freshman class totals 4,093 students. On the average, entering freshmen rank in the 72nd percentile of their graduating class, bring a 3.5 grade point average, and have an average ACT composite score of 24.0 or SAT combined score of 1,112.

Top Twenty Undergraduate Programs by Number of Majors

Health & Exercise Science	937
Psychology	925
Construction Management	916
Biological Science	728
Art	631
Business Administration.....	588
Human Development & Family Studies.....	580
Mechanical Engineering	542
English.....	507
Speech Communication	483
Technical Journalism.....	479
History	440
Apparel & Merchandising.....	396
Equine Science.....	393
Political Science	379
Liberal Arts	366
Sociology.....	347
Marketing.....	323
Natural Resource Recreation & Tourism	305
Civil Engineering.....	288

Note: If all the undergraduate concentrations in Business were added together, Business would be the largest major with 1,890 students. All open option majors are excluded.

Facts About Students

Students by Residency


	Resident	Nonresident	Total
Undergraduate	16,917	3,583	20,500
Graduate	2,579	1,057	3,636
Professional			
Veterinary Medicine	295	239	534
Total	19,791	4,879	24,670

Top 10 States of Residence for Nonresident Undergraduates

California.....	406
Illinois.....	338
Texas	331
Minnesota.....	135
Wyoming.....	111
New Mexico.....	108
Alaska.....	103
Washington	95
Pennsylvania.....	86
Oregon.....	85

Students by Gender

	Men	Women
Undergraduate	9,843	10,657
Graduate	1,795	1,841
Professional Veterinary Medicine	110	424
Total	11,748	12,922

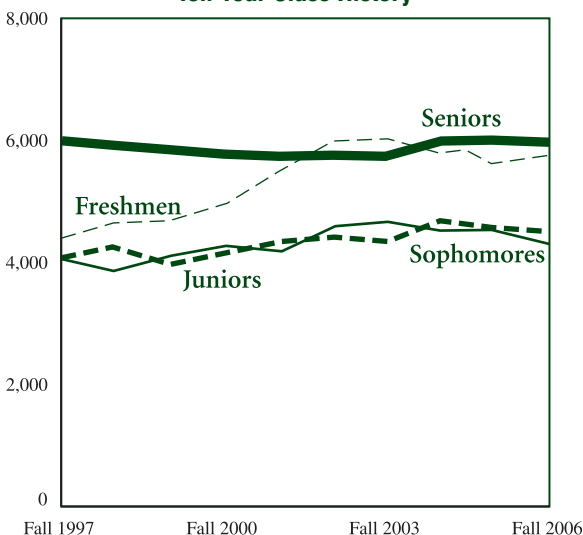


Facts About Students

Undergraduates by Class and Residency

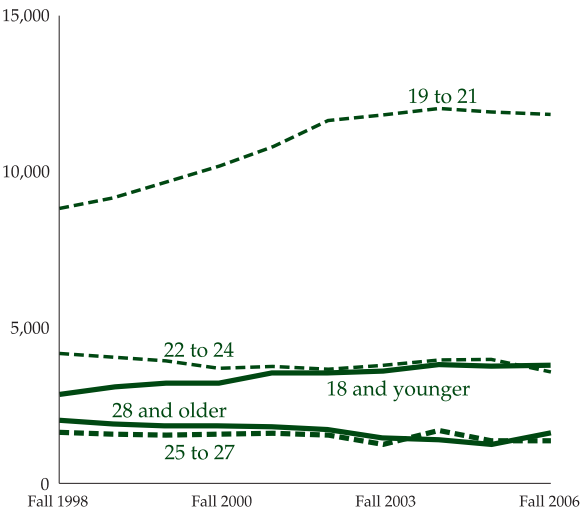
	Resident	Nonresident	Total
Freshmen	4,564	1,135	5,699
Sophomore	3,544	739	4,283
Junior	3,759	801	4,560
Senior	5,050	908	5,958
Total	16,917	3,583	20,500

Ten-Year Class History



Facts About Students

Ten-Year History of Age
(Undergraduate)



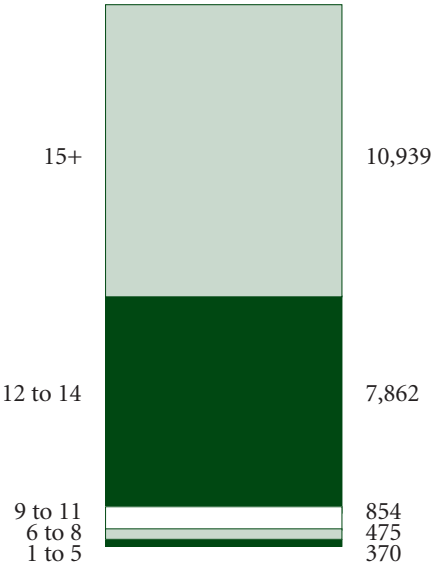
Average Credit Load		
	All Undergraduates	New Freshmen
Agricultural Sciences	14.7	15.0
Applied Human Sciences	14.1	14.5
Business	14.4	14.6
Engineering	14.1	14.3
Intra-University	13.6	14.0
Liberal Arts	14.1	14.8
Natural Sciences	14.2	14.6
Veterinary Medicine and Biomedical Sciences	14.5	14.9
Warner College of Natural Resources	13.9	14.2
University Average	14.1	14.5

Facts About Students

Students by Full-Time/Part-Time Status

	Full-Time	Part-Time
Undergraduate	18,801	1,699
Graduate	1,866	1,770
Professional Veterinary Medicine	534	0
<i>Total</i>	<i>21,201</i>	<i>3,469</i>

Undergraduates by Credit Load



Full-Time Status (for the purposes of)	Number of Credits	Number of Students
Fees	6 + credits	20,130
Tuition	9 + credits	19,655
Financial Aid	12 + credits	18,801
Graduation in 4 Years	15 + credits	10,939

Facts About Students

Student Level by College

	Undergraduates	Graduates
Agricultural Sciences	1,236	208
Applied Human Sciences	3,949	874
Business	1,890	137
Engineering	1,378	544
Intra-University	2,727	159
Liberal Arts	4,661	565
Natural Sciences	3,054	613
Veterinary Med & Bio Sci	638	306
Warner College of Natural Resources	967	230
Professional Veterinary Medicine	---	534
Total	20,500	4,170

New Freshmen Profile

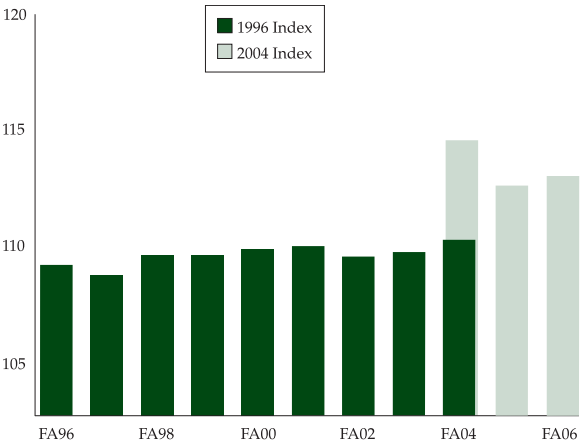
New Freshmen	4,093
Percent of Admitted Students Who Enroll	42%
Mean High School Percentile Rank	72 nd
Mean High School GPA	3.5
Mean ACT Composite	24.0
Mean SAT Verbal	551
Mean SAT Math	561
Mean CCHE Index (2004 Index)	112.7

CSU's Professional Veterinary Medicine Program is ranked second in the nation by U.S. News and World Report and is ranked first in the country in federal research dollars.

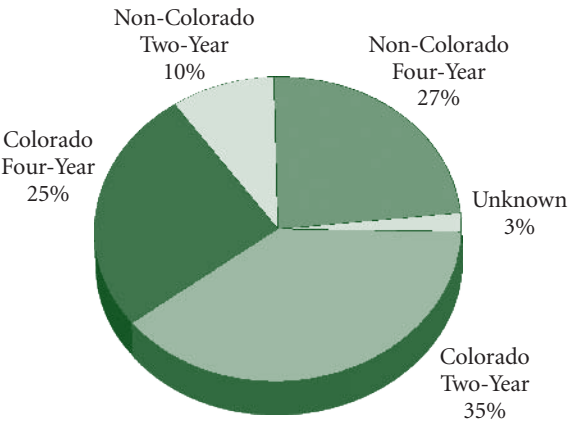


Facts About Students

Average CCHE Index for New Freshmen



Previous Institutions for Transfer Students



Total Transfers = 1,367

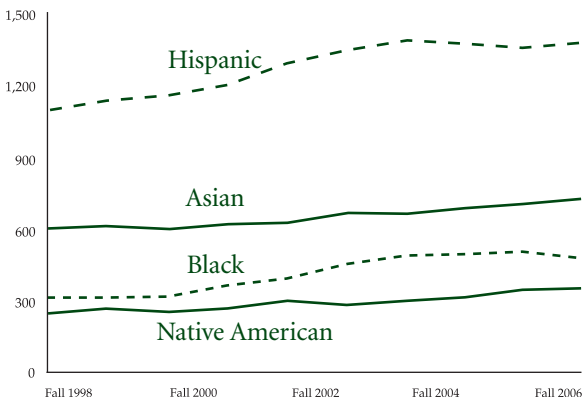
Facts About Students

Students by Ethnicity

	Under-graduate	Graduate	PVM	Total
Asian American	638	91	26	755
Black	424	47	3	474
Hispanic	1,265	135	28	1,428
International	269	517	3	789
Native American	315	40	4	359
Other	722	305	91	1,118
White	16,867	2,501	379	19,747
Total	20,500	3,636	534	24,670
Minority	12.6%			
Non-Minority	87.4%			

Note: International students are excluded from minority and non-minority percentages. Ethnicity is self-reported.

Ten-Year History of Ethnic Enrollment



Facts About Students

Resident Undergraduates by County

Adams	642	Kit Carson	38
Alamosa	24	Lake	12
Arapahoe	1,996	La Plata	134
Archuleta	19	Larimer	3,770
Baca	21	Las Animas	26
Bent	7	Lincoln	27
Boulder	1,091	Logan	91
Broomfield	156	Mesa	283
Chaffee	48	Mineral	0
Cheyenne	15	Moffat	40
Clear Creek	19	Montezuma	56
Conejos	15	Montrose	109
Costilla	7	Morgan	87
Crowley	7	Otero	49
Custer	15	Ouray	5
Delta	75	Park	33
Denver	577	Phillips	22
Dolores	7	Pitkin	29
Douglas	1,165	Prowers	47
Eagle	115	Pueblo	247
Elbert	118	Rio Blanco	22
El Paso	1,822	Rio Grande	42
Fremont	58	Routt	105
Garfield	160	Saguache	14
Gilpin	8	San Juan	3
Grand	61	San Miguel	11
Gunnison	49	Sedgwick	9
Hinsdale	1	Summit	77
Huerfano	11	Teller	72
Jackson	8	Washington	24
Jefferson	2,143	Weld	889
Kiowa	2	Yuma	52

County Not Reported			30
---------------------	--	--	----

Total			16,917
--------------	--	--	---------------

Note: County listed is county of residence upon entrance to CSU.

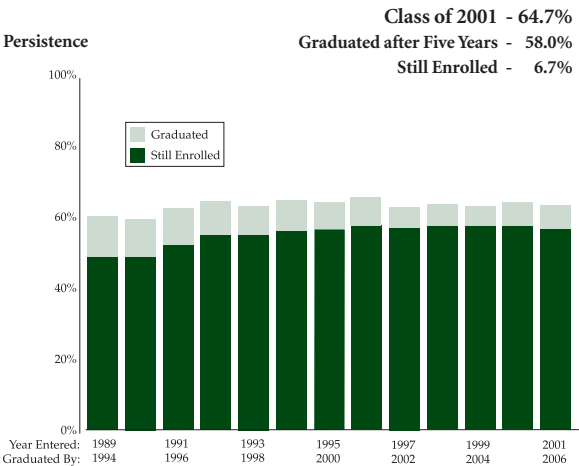
Facts About Students

Top Ten Countries of Origin for International Students

India.....	103
China	100
Saudi Arabia.....	83
South Korea.....	70
Taiwan	39
Japan	35
Thailand	23
Mexico	20
Canada.....	18
Germany.....	16

***Total International Students = 789
from 86 countries***

Persistence of New Freshmen



Note: Persistence includes students who have graduated and those still enrolled at the end of the five-year study period which includes summer.

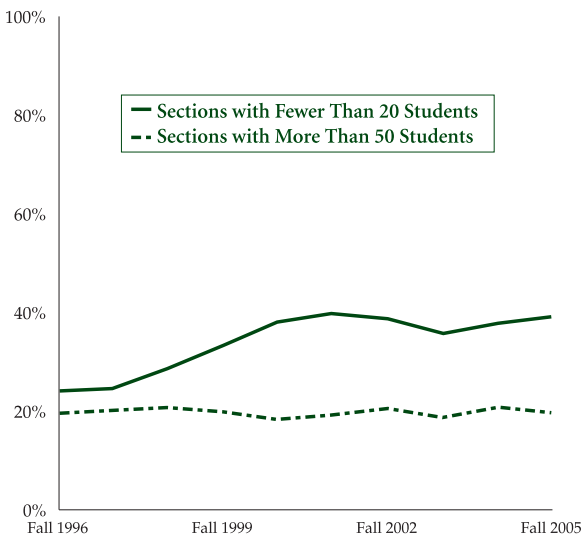
Facts About Students

Degrees Awarded

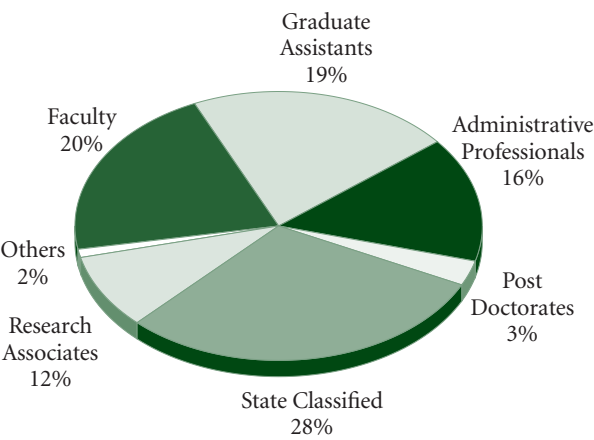
	Year First Awarded	2005-06	To Date
Bachelor's	1884	4,369	141,456
Master's	1893	1,090	33,647
Ph.D.	1955	186	6,564
D.V.M.	1904	135	6,643
Total		5,780	188,310

Degree Programs: CSU offers bachelor's degrees in 63 fields, master's degrees in 60 fields, doctoral degrees in 36 fields and a professional degree in Veterinary Medicine.

Undergraduate Sections with Fewer than 20 or More than 50 Students



Facts About Employees



Total Employees = 7,240

University Employees		
Faculty		1,461
Tenure-Track	943	
Special Appointments	215	
Temporary Appointments	303	
Administrative Professionals		2,039
Research Associates	867	
Other	1,172	
State Classified		2,035
Graduate Assistants		1,378
Post Doctorates		191
Others		136
Total Employees		7,240
Note: All appointment types and fund groups are included. Others include veterinary interns, veterinary residents, fellowship grant trainees, and clinical psychology interns.		

Student to Faculty Ratio
18 to 1

Facts About Employees

Faculty by Ethnicity

	Number	Percent
Total Non-Minority	837	88.9%
Total Minority	105	11.1%
Asian	56	5.9%
Black	13	1.4%
Hispanic	30	3.2%
Native American	6	0.6%

Note: International faculty are included with non-minorities.

Faculty by Gender and Rank

	Men	Women	Total
Professor	346	81	427
Associate Professor	188	98	286
Assistant Professor	131	98	229
Total	665	277	942



Facts About Employees

Average Faculty Salaries Institutional Peer Group Professor

University of Illinois, Urbana-Champaign	\$116,600
Ohio State University	112,600
University of California, Davis	107,000
Michigan State University	105,900
Purdue University	104,300
Texas A & M University	104,100
University of Colorado, Boulder	102,800
North Carolina State University	97,600
Iowa State University	97,200
Colorado State University	94,500
Washington State University	87,900
Oklahoma State University	82,400
Oregon State University	79,800

Associate Professor

University of Illinois, Urbana-Champaign	\$77,600
Michigan State University	76,400
University of Colorado, Boulder	74,500
Ohio State University	74,200
Texas A & M University	73,000
Purdue University	72,900
Iowa State University	72,300
North Carolina State University	71,900
Colorado State University	70,600
University of California, Davis	70,200
Washington State University	65,900
Oklahoma State University	64,000
Oregon State University	62,800

Assistant Professor

University of Illinois, Urbana-Champaign	\$69,600
Ohio State University	65,800
Texas A & M University	65,800
Purdue University	65,300
University of Colorado, Boulder	65,200
North Carolina State University	63,300
University of California, Davis	63,100
Iowa State University	61,700
Washington State University	60,500
Colorado State University	60,300
Michigan State University	60,200
Oregon State University	59,200
Oklahoma State University	56,600

Facts About Employees

University Distinguished Professors

Barry Beatty	Microbiology, Immunology, and Pathology
Patrick Brennan	Microbiology, Immunology, and Pathology
Louis Hegedus	Chemistry
Edward Hoover	Microbiology, Immunology, and Pathology
Bernard Rollin	Philosophy
Holmes Rolston III	Philosophy
George Seidel	Biomedical Sciences
Gary Smith	Animal Sciences
Graeme Stephens	Atmospheric Science
Thomas VonderHaar	Atmospheric Science
Robert Williams	Chemistry
Stephen Withrow	Clinical Sciences

University Distinguished Teaching Scholars

Ken Barbarick	Soil and Crop Sciences
James Boyd	Philosophy
Ingrid Burke	Forest, Rangeland, and Watershed Stewardship
Pattie Cowell	English
Rich Feller	Education
Kate Kiefer	English
Mike Palmquist	English
Ed Redente	Forest, Rangeland, and Watershed Stewardship
Stephen Thompson	Chemistry
Frank Vattano	Psychology
Wayne Viney	Psychology
Ray Whalen	Biomedical Sciences

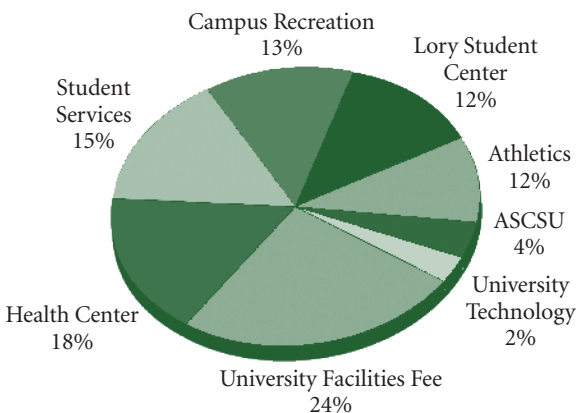


Other Facts

Full-Time Tuition and Fees

Resident	
Undergraduate	\$4,717
Graduate	5,499
Nonresident	
Undergraduate	\$16,245
Graduate	16,893

Mandatory Student Fees



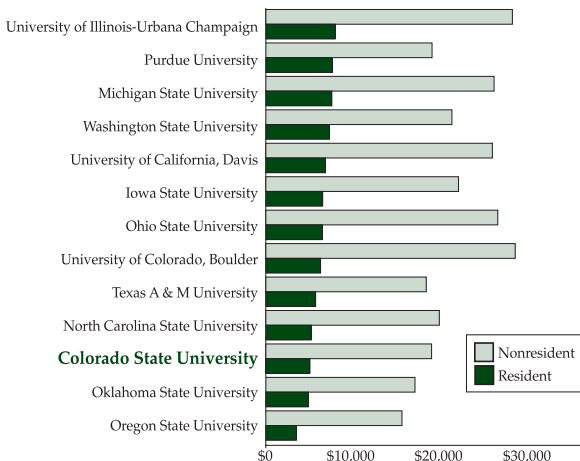
Total Fees = \$1,251

Note: All Tuition, Fee, and Room and Board information is reported for the academic year. The University Facilities Fee is based on 15 credit hours per semester.



Other Facts

Comparison of Peer Institutions Undergraduate Tuition – 2006-2007



Undergraduate Technology Fees

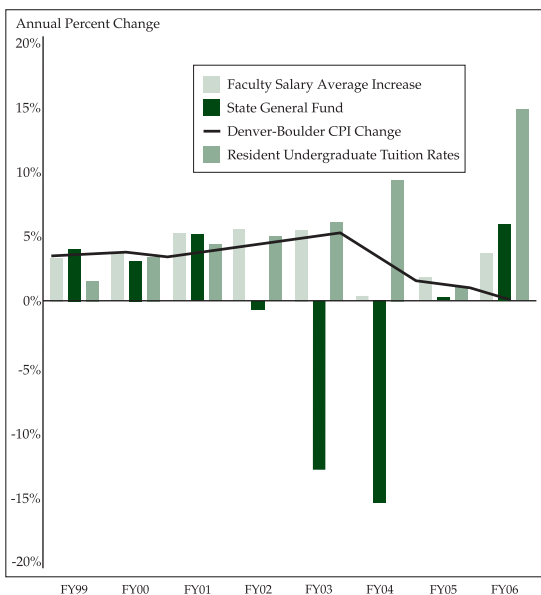
Agricultural Sciences	\$142
Applied Human Sciences	130
Business	180
Engineering	284
Intra-University (Open Option)	68
Liberal Arts	104
Natural Sciences	189
Veterinary Medicine & Biomedical Sciences	180
Warner College of Natural Resources	180

Room and Board Rates

Standard Room - 300 meals per semester.....	\$6,602
Standard Room - 210 meals per semester.....	6,326
Standard Room - 160 meals per semester.....	6,062

Other Facts

Annual Change in Financial Environment



Peer Institutions

Institutional Peer Group

Iowa State University
Michigan State University
North Carolina State University
Ohio State University
Oklahoma State University
Oregon State University
Purdue University
Texas A & M University
University of California, Davis
University of Colorado, Boulder
University of Illinois, Urbana-Champaign
Washington State University

Other Facts

2005-2006 Annual Research Expenditures

Federal Funds (In Millions)

Department of Agriculture (USDA)	\$41.5
Department of Defense	16.0
Department of Energy	9.2
Health & Human Services	53.3
National Science Foundation	24.0
NASA	11.7
Miscellaneous Federal	26.9
Non-Science & Engineering (Federal)	10.0

Total Federal Funds **\$192.6**

Non-Federal Funds

Industrials	\$13.9
State and Local	15.2
Non-Science & Engineering (Non-Federal)	1.9
Foundations	1.5
All other Non-Federal Sources	4.9

Total Non-Federal Funds **\$37.4**

Total Sponsored Funds **\$230.0**

Institutional Funds **37.4**

Total CSU Research Funds **\$267.4**



Other Facts

Programs of Research and Scholarly Excellence

Animal Reproduction and Biotechnology Laboratory
Center for Extreme Ultraviolet Science and Technology
Center for Research on Writing and Communication
Technologies
Department of Atmospheric Science
Department of Biochemistry and Molecular Biology
Department of Chemistry
Department of Occupational Therapy
Department of Statistics
Engines and Energy Conversion Laboratory
Environmental and Water Resources Engineering
Program
Infectious Diseases Program
Musculoskeletal Research
Natural Resources Ecology Laboratory
Program in Molecular, Cellular, and Integrative
Neurosciences
Radiological Health Sciences and Cancer Research
Tri-Ethnic Center for Prevention Research



Calendar – Key Dates

Fall Semester 2006

August

21 Monday. Classes begin.

November

18 Saturday. Fall recess begins; no classes next week.

23-24 Thursday, Friday. Holiday - University offices closed.

27 Monday. Classes resume.

December

8 Friday. Classes end.

11-15 Monday through Friday. Final examinations.

15-16 Friday and Saturday. Commencement ceremonies.

25-27 Monday through Wednesday. Holiday - University offices closed.

Spring Semester 2007

January

1 Monday. Holiday - University offices closed.

15 Monday. Holiday - University offices closed.

16 Tuesday. Classes begin.

March

10 Saturday. Spring recess begins.

19 Monday. Classes resume.

May

4 Friday. Classes end.

7-11 Monday through Friday. Final examinations.

11-12 Friday and Saturday. Commencement ceremonies.

Summer Session 2007

May

14 Monday. First 4- and 12-week terms begin.

28 Monday. Holiday - University offices closed; no classes.

June

8 Friday. First 4-week term ends.

11 Monday. Eight-week term and second 4-week term begin.

July

4 Wednesday. Holiday - University offices closed; no classes.

6 Friday. Second 4-week term ends.

9 Monday. Third 4-week term begins.

August

3 Friday. Last day of classes for all terms.

Connect with **Colorado State**

Main Campus Number	491-1101
Admissions Office	491-6909
Advancement and Strategic Initiatives	491-7328
Agricultural Experiment Station	491-5371
Alumni Association	491-6533
Advocacy Offices:	
Asian/Pacific American Student Services	491-6154
Black Student Services	491-5781
El Centro Student Services	491-5722
Native American Student Services	491-1332
Resources for Disabled Students	491-6385
Women's Programs and Studies	491-6384
Athletics	491-5300
Bookstore	491-6692
CASA (Center for Advising and Student Achievement)	491-7095
Colleges:	
Agricultural Sciences	491-6272
Applied Human Sciences	491-6331
Business	491-6471
Engineering	491-6603
Liberal Arts	491-5421
Natural Sciences	491-1300



Veterinary Medicine & Biomedical Sciences....	491-7051
Warner College of Natural Resources	491-6675
Colorado State Forest Service	491-6303
Colorado State University Foundation.....	491-7135
Conference Services	491-6222
Cooperative Extension	491-6281
Equal Opportunity and Diversity	491-5836
Financial Aid	491-6321
Graduate School	491-6817
Housing and Dining Services.....	491-6511
Human Resource Services	491-5793
Lory Student Center	491-6444
Morgan Library.....	491-1842
President's Office.....	491-6211
Registrar	491-7148
Sponsored Programs	491-6355
Student Employment Services	491-5714
University Police Department.....	491-6425
University Relations Department	491-6432
Veterinary Teaching Hospital.....	491-4535

<http://www.colostate.edu>





Colorado State University does not discriminate on the basis of race, age, color, religion, national origin, gender, disability, sexual orientation, veteran status, or disability. The University complies with the Civil Rights Act of 1964, related Executive Orders 11246 and 11375, Title IX of the Education Amendments Act of 1972, Sections 503 and 504 of the Rehabilitation Act of 1973, Section 402 of the Vietnam Era Veteran's Readjustment Act of 1974, the Age Discrimination in Employment Act of 1967, as amended, Americans with Disabilities Act of 1990, the Civil Rights Act of 1991, and all civil rights laws of the State of Colorado. Accordingly, equal opportunity of employment and admission shall be extended to all persons and the University shall promote equal opportunity and treatment through a positive and continuing affirmative action program. The Office of Equal Opportunity and Diversity is located in 101 Student Services. In order to assist Colorado State University in meeting its affirmative action responsibilities, ethnic minorities, women, and other protected class members are encouraged to apply and to so identify themselves.

Produced by the Office of Budgets
and Institutional Analysis
in cooperation with Publications and Printing.
Call (970) 491-5939 for additional copies
or more information.
This entire document is available on the Web at
<http://www.colostate.edu/Depts/OBIA>.



Produced by Office of Budgets and
Institutional Analysis.

Call (970) 491-5939 for additional copies
or more information. This entire document
is available on the Web at
www.colostate.edu/Depts/OBIA/obia.html