

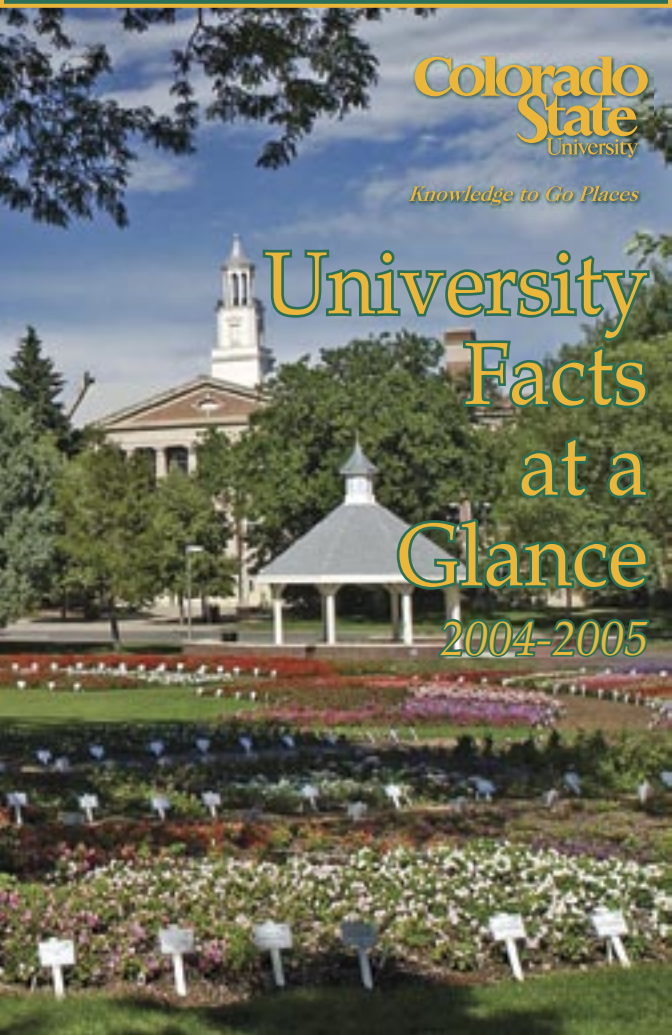


Colorado
State
University

Knowledge to Go Places

University Facts at a Glance

2004-2005





Colorado State University's land-grant mission is to forge links with people worldwide – through teaching, research, and service. In turn, these vital connections help stimulate cultural growth, economic development, and intellectual achievements for generations to come. We call it "Knowledge to Go Places."

Table of Contents

Profile	1
----------------------	---

Facts About Students

Student Enrollment	3
Students by Residency	4
Students by Gender.....	4
Undergraduates by Class and Residency.....	5
Undergraduates by Age	6
Average Credit Load.....	6
Students by Full-Time/Part-Time Status	7
Student Level by College	8
New Freshmen Profile	8
Average Index for New Freshmen.....	9
Transfer Students	9
Students by Ethnicity.....	10
Undergraduates by County	11
International Students	12
Freshmen Persistence	12
Degrees Awarded.....	13
Undergraduate Class Size.....	13

Facts About Employees

University Employees.....	14
Student to Faculty Ratio	14
Faculty by Ethnicity.....	15
Faculty by Gender and Rank	15
Average Faculty Salaries	16
University Distinguished Professors	17
University Distinguished Teaching Scholars.....	17

Other Facts

Tuition and Fees	18
Undergraduate Technology Fees	19
Room and Board Rates.....	19
Student Financial Resources	20
Annual Change in Financial Environment	20
Annual Research Expenditures	21
University Invested Assets.....	21
Programs of Research and Scholarly Excellence.....	22
Calendar – Key Dates	23
Connect with Colorado State.....	24

Profile

Character

Colorado State University is a land-grant institution and a Carnegie Doctoral/Research University – Extensive. Colorado State University was founded in 1870 as the Colorado Agricultural College. The doors opened to the first students in 1879. In 1935, the school became the Colorado State College of Agriculture and Mechanic Arts, or Colorado A&M, and was renamed Colorado State University in 1957.

Location

Fort Collins is a midsize city of approximately 126,500, located in northern Colorado at the western edge of the Great Plains and the base of the Rocky Mountains.

Campus

A 579-acre main campus (which includes 103 acres for the Veterinary Teaching Hospital), 1,715-acre foothills campus, 1,433-acre agricultural campus, and 1,177-acre Pingree Park mountain campus are located in Larimer County. Colorado State University has 3,997 acres of land for research centers and Colorado State Forest Service stations outside of Larimer County.

Colleges

The colleges include: Agricultural Sciences, Applied Human Sciences, Business, Engineering, Liberal Arts, Natural Resources, Natural Sciences and Veterinary Medicine & Biomedical Sciences.

The Arts

CSU presents more than 300 performances, exhibits, and other art events each year, many of them free of charge. Facilities include the Hatton Gallery, the Curfman Gallery, the Music Recital Hall, the Lory Student Center Theatre, the Johnson Hall Main Stage, and the Edna Rizley Griffin Concert Hall.



Profile

Athletics

CSU is a member of the National Collegiate Athletic Association (NCAA) at the Division I level and a founding member of the Mountain West Athletic Conference. The Rams field teams in 15 intercollegiate sports. Athletic facilities include Hughes Stadium and Moby Arena. Team colors are green and gold. CSU won the 2003-04 Mountain West Conference championship in volleyball.

University Budget

For FY2005, the total budget is \$617 million including an Education & General (E&G) budget of \$288 million.

Alumni

CSU has 152,356 living alumni with 35 active alumni chapters (13 in Colorado and 22 out of state).

Outreach

Cooperative Extension has offices in 59 of 64 Colorado counties and delivers research-based information and educational programs to citizens locally. Colorado State Forest Service has 18 district offices statewide and provides information and programs on forest management, wildfire protection, community forestry, and conservation education. The Colorado Agricultural Experiment Station has 8 research centers that conduct site-specific research on agriculture and related issues important to the state's social and economic well-being. Continuing Education offers a wide range of credit and noncredit educational opportunities available on campus, off campus, and by various distance education formats.



Profile

Residence Life

CSU has 11 residence halls with a capacity of about 5,000 students. There are 718 apartment units for students with families and 190 apartments for older or graduate students.

Student Life

CSU has 300 student organizations and 27 honor societies. About 60 percent of the undergraduate student population participates in intramural sports and 8 percent of undergraduates join one of the 21 fraternities and 15 sororities.

Academic Year

CSU operates on the semester system with the fall semester beginning in late August and ending before Christmas. The spring semester begins in January and ends in May. There are 12 weeks in the regular summer session.

Libraries

Library holdings include more than 2 million books, bound journals, and government documents. The library has 300 public terminals to access specialized indexes and web-based sources. Over 500 subscription-based electronic resources and 8,000 journal subscriptions are available on site or by remote access. An expedited interlibrary loan service for delivery of materials from other libraries is available and the circulation desk offers laptop computers for checkout and use in the library.

Capital Construction/Major Equipment

The total investment from all fund sources over the past 13 years is approximately \$515 million.

International Programs

CSU has internationally-active faculty with a distinguished history of involvement in international programs. Over 1,300 foreign students and scholars are engaged in academic work and research on campus. CSU is consistently one of the top-ranking universities in the nation for the recruitment of Peace Corps volunteers. Five hundred students study abroad in more than 30 countries each year.

University Honors Program

The University Honors Program is an innovative and enriched program of studies featuring small classes, an optional living and learning community in Newsom Residence Hall with abundant leadership, service and research opportunities.

Facts About Students

Fall 2004 Enrollment

There are 25,382 students from every state and 85 foreign countries. Colorado residents make up about 79 percent of the total enrollment and 11.7 percent of students with U.S. residency are ethnic minorities. There are 21,049 undergraduate, 3,795 graduate, and 538 professional veterinary medicine students. The entering freshman class totals 4,078 students. On the average, entering freshmen rank in the 73rd percentile of their graduating class, bring a 3.54 grade point average, and have an average ACT composite score of 24.4 or SAT combined score of 1,120.

Top Twenty Undergraduate Programs by Number of Majors

Psychology	997
Health & Exercise Science.....	836
Biological Science.....	707
Construction Management	648
Art	608
Human Development & Family Studies	593
Business Administration	565
Mechanical Engineering	545
English.....	495
Technical Journalism.....	480
History	478
Political Science.....	422
Sociology	417
Marketing	414
Liberal Arts	412
Speech Communication	399
Equine Science.....	394
Finance & Real Estate.....	380
Apparel & Merchandising	370
Civil Engineering	346

Note: If all the undergraduate concentrations in Business were added together, Business would be the largest major with 2,062 students. All open option majors are excluded.

Facts About Students

Students by Residency

	Resident	Nonresident	Total
Undergraduate	17,195	3,854	21,049
Graduate	2,645	1,150	3,795
Professional			
Veterinary Medicine	305	233	538
Total	20,145	5,237	25,382

Top Ten States of Residence for Nonresident Undergraduates

Texas	406
Illinois	369
California	359
New Mexico	156
Wyoming	131
Minnesota	122
Alaska	111
Nebraska	111
Washington	108
Oregon	102

Students by Gender

	Men	Women
Undergraduate	10,316	10,733
Graduate	1,881	1,914
Professional Veterinary Medicine	117	421
Total	12,314	13,068

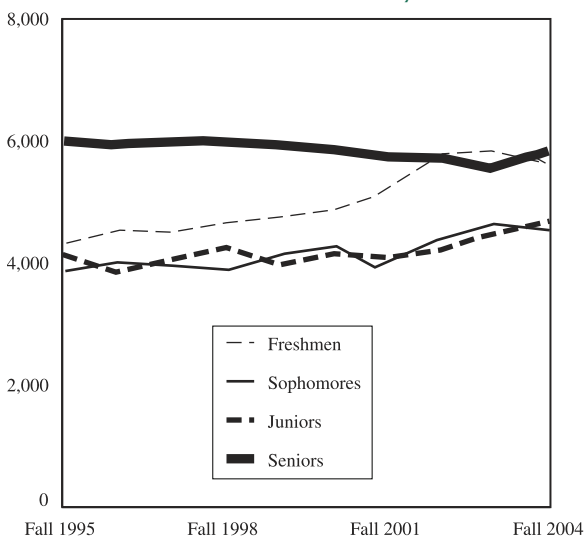


Facts About Students

Undergraduates by Class and Residency

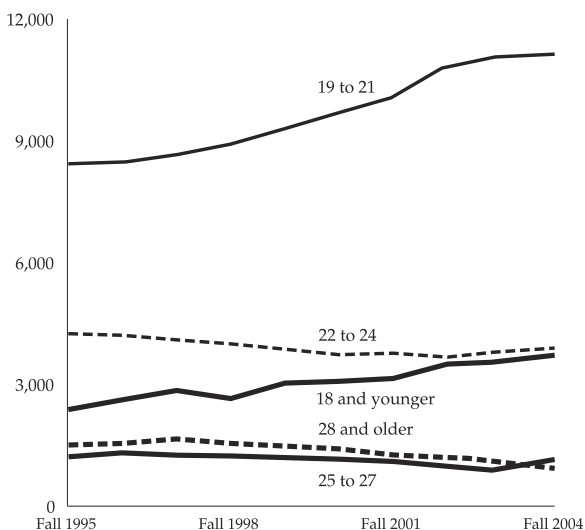
	Resident	Nonresident	Total
Freshmen	4,632	1,226	5,858
Sophomore	3,692	855	4,547
Junior	3,825	829	4,654
Senior	5,046	944	5,990
Total	17,195	3,854	21,049

Ten-Year Class History



Facts About Students

Ten-Year History of Age (Undergraduate)



Average Credit Load

All Undergraduates New Freshmen

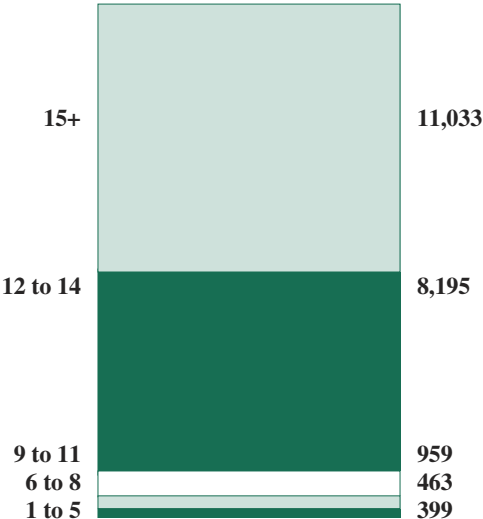
	All Undergraduates	New Freshmen
Agricultural Sciences	14.6	15.4
Applied Human Sciences	14.0	14.6
Business	14.1	14.4
Engineering	14.3	14.7
Intra-University	13.5	14.1
Liberal Arts	14.0	14.5
Natural Resources	14.1	14.2
Natural Sciences	14.2	14.6
Veterinary Med & Bio Sci	14.6	14.9
University Average	14.0	14.5

Facts About Students

Students by Full-Time/Part-Time Status

	Full-Time	Part-Time
Undergraduate	19,228	1,821
Graduate	1,946	1,849
Professional Veterinary Medicine	538	0
Total	21,712	3,670

Undergraduates by Credit Load



<i>Full-Time Status (for the purposes of)</i>	Number of Credits	Number of Students
Fees	6 + credits	20,650
Tuition	9 + credits	20,187
Financial Aid	12 + credits	19,228
Graduation in 4 Years	15 + credits	11,033

Facts About Students

Student Level by College

	Undergraduates	Graduates
Agricultural Sciences	1,247	230
Applied Human Sciences	3,525	915
Business	2,062	154
Engineering	1,515	579
Intra-University	3,112	238
Liberal Arts	4,704	573
Natural Resources	985	235
Natural Sciences	3,352	562
Veterinary Med & Bio Sci	547	309
Professional Veterinary Med.	---	538
Total	21,049	4,333

New Freshmen Profile

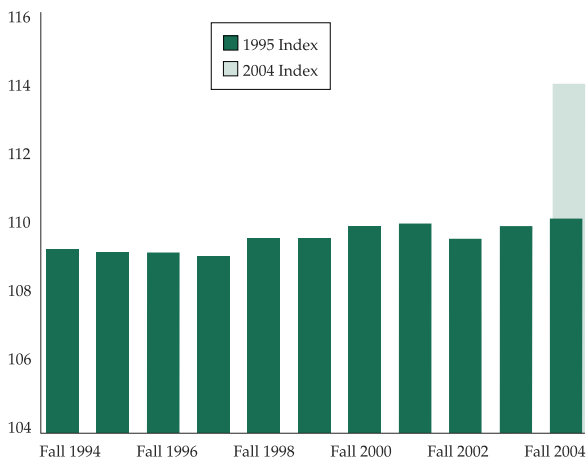
New Freshmen	4,078
Percent of Admitted Students Who Enroll	42%
Mean High School Percentile Rank	73
Mean High School GPA	3.54
Mean ACT Composite	24.4
Mean SAT Verbal	557
Mean SAT Math	563
Mean CCHE Index (1996 Index)	110.2
Mean CCHE Index (2004 Index)	114.2

CSU's Professional Veterinary Medicine Program is ranked second in the nation by U.S. News and World Report and is ranked first in the country in federal research dollars.

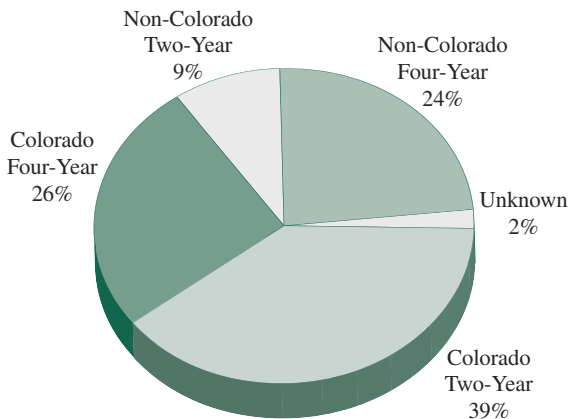


Facts About Students

Average CCHE Index for New Freshmen



Previous Institutions for Transfer Students



Total Transfers = 1,532

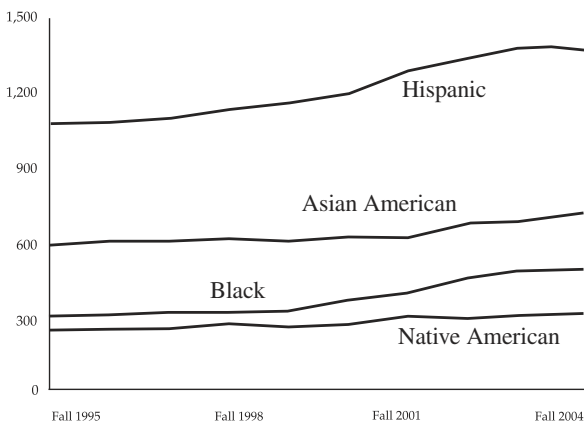
Facts About Students

Students by Ethnicity

	Under-graduate	Graduate	PVM	Total
Asian American	593	81	29	703
Black	423	39	1	463
Hispanic	1,251	125	28	1,404
International	224	643	1	868
Native American	260	38	11	309
Other	751	294	58	1,103
White	17,547	2,575	410	20,532
Total	21,049	3,795	538	25,382
	Minority	11.7%		
	Nonminority	88.3%		

Note: International students are excluded from minority and nonminority percentages. Ethnicity is self-reported.

Ten-Year History of Ethnic Enrollment



Facts About Students

Undergraduates by County

Adams	696	Kit Carson	35
Alamosa	54	Lake	21
Arapahoe	2,097	La Plata	129
Archuleta	28	Larimer	3,956
Baca	21	Las Animas	23
Bent	9	Lincoln	32
Boulder	1,119	Logan	105
Broomfield	87	Mesa	301
Chaffee	48	Mineral	1
Cheyenne	7	Moffat	35
Clear Creek	19	Montezuma	74
Conejos	15	Montrose	92
Costilla	9	Morgan	105
Crowley	10	Otero	64
Custer	18	Ouray	10
Delta	76	Park	50
Denver	637	Phillips	32
Dolores	9	Pitkin	30
Douglas	1,055	Prowers	41
Eagle	118	Pueblo	279
Elbert	129	Rio Blanco	22
El Paso	1,720	Rio Grande	48
Fremont	70	Routt	119
Garfield	168	Saguache	12
Gilpin	4	San Juan	3
Grand	70	San Miguel	11
Gunnison	52	Sedgwick	9
Hinsdale	1	Summit	69
Huerfano	8	Teller	72
Jackson	4	Washington	23
Jefferson	2,110	Weld	840
Kiowa	6	Yuma	49

County Not Reported	29
---------------------	----

Total	17,195
--------------	---------------

Note: County listed is county of residence upon entrance to CSU.

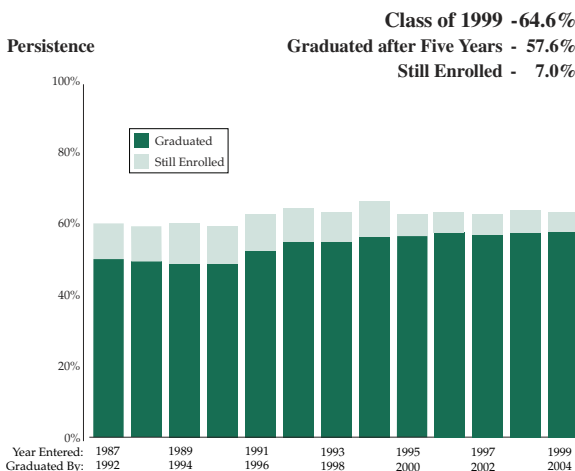
Facts About Students

Top Ten Countries of Origin for International Students

India.....	152
China.....	106
South Korea.....	97
Saudi Arabia.....	57
Japan.....	46
Taiwan.....	38
Thailand.....	24
Mexico.....	22
Canada.....	21
United Kingdom.....	20

Total International Students = 868

Persistence of New Freshmen Ten-Year History



Note: Persistence includes students who have graduated and those still enrolled at the end of the five-year study period which includes summer.

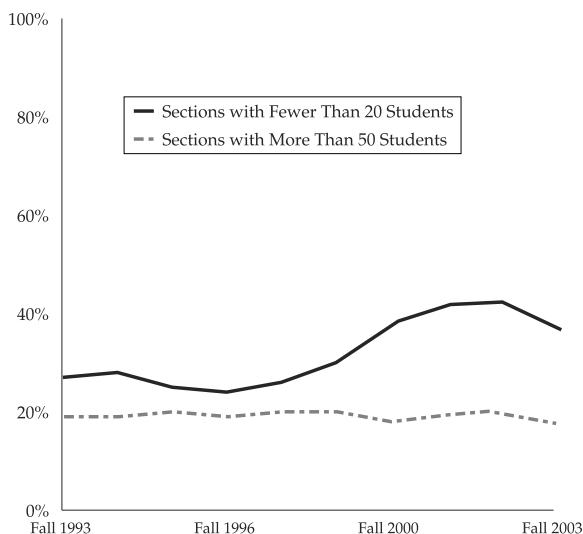
Facts About Students

Degrees Awarded

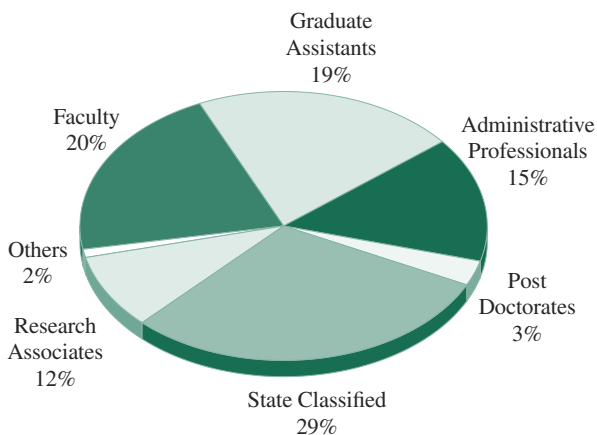
	Year First Awarded	2003-04	To Date
Bachelor's	1884	3,964	132,806
Master's	1893	1,011	31,512
Ph.D.	1955	160	6,191
D.V.M.	1904	126	6,370
Total		5,261	176,879

Degree Programs: CSU offers bachelor's degrees in 64 fields, master's degree in 62 fields, doctoral degrees in 39 fields and a professional degree in Veterinary Medicine.

Undergraduate Sections with Fewer than 20 or More than 50 Students



Facts About Employees



Total Employees = 6,969

<i>University Employees</i>		
Faculty		1,400
Tenure-Track	934	
Special Appointments	198	
Temporary Appointments	268	
Administrative Professionals		1,902
Research Associates	835	
Other	1,067	
State Classified		2,034
Graduate Assistants		1,318
Post Doctorates		189
Others		126
Total Employees		6,969
<i>Note: All appointment types and fund groups are included. Others include veterinary interns, veterinary residents, fellowship grant trainees, and clinical psychology interns.</i>		

Student to Faculty Ratio
18 to 1

Facts About Employees

Faculty by Ethnicity

	Number	Percent
Total Nonminority	832	89.1%
Total Minority	101	10.9%
Asian	56	6.0%
Black	12	1.3%
Hispanic	26	2.8%
Native American	7	0.8%

Note: International faculty are included with nonminorities.

Faculty by Gender and Rank

	Men	Women	Total
Professor	387	77	464
Associate Professor	181	90	271
Assistant Professor	114	84	198
Total	682	251	933



Facts About Employees

Average Faculty Salaries Internal Peer Group Professor

Michigan State University	\$98,300
Texas A & M University	95,200
Virginia Tech.....	93,300
Iowa State University	92,200
University of Missouri, Columbia	91,800
North Carolina State University.....	90,900
University of Georgia.....	90,900
University of Nebraska, Lincoln.....	90,900
Colorado State University	87,800
Washington State University	80,000
Oregon State University	79,400
Oklahoma State University	76,700
Kansas State University	76,200

Associate Professor

Michigan State University	\$72,400
Texas A & M University	67,900
Virginia Tech.....	67,800
North Carolina State University.....	67,300
Iowa State University	66,200
Colorado State University	65,400
University of Nebraska, Lincoln.....	65,400
University of Missouri, Columbia	64,500
University of Georgia.....	63,600
Oregon State University	62,300
Kansas State University	60,800
Washington State University	60,300
Oklahoma State University	59,200

Assistant Professor

North Carolina State University.....	\$59,600
Michigan State University	58,900
Texas A & M University	58,900
Iowa State University	57,800
Virginia Tech.....	56,800
Colorado State University	56,400
University of Nebraska, Lincoln.....	56,200
University of Georgia.....	55,300
Washington State University	55,000
Oregon State University	53,700
Kansas State University	52,300
University of Missouri, Columbia	52,300
Oklahoma State University	51,400

Facts About Employees

University Distinguished Professors

Barry Beatty	Microbiology
Patrick Brennan	Microbiology
Louis Hegedus	Chemistry
Edward Hoover	Pathology
Gordon Niswender	Physiology
Bernard Rollin	Philosophy
Holmes Rolston III	Philosophy
George Seidel	Physiology
Gary Smith	Animal Sciences
Thomas VonderHaar	Atmospheric Science
Robert Williams	Chemistry
Stephen Withrow	Clinical Sciences

University Distinguished Teaching Scholars

Ken Barbarick	Soil and Crop Sciences
James Boyd	Philosophy
Ingrid Burke	Forest Sciences
Pattie Cowell	English
Rich Feller	Education
Kate Kiefer	English
Mike Palmquist	English
Ed Redente	Rangeland Ecosystem Science
Stephen Thompson	Chemistry
Frank Vattano	Psychology
Wayne Viney	Psychology
Ray Whalen	Anatomy, Neurobiology

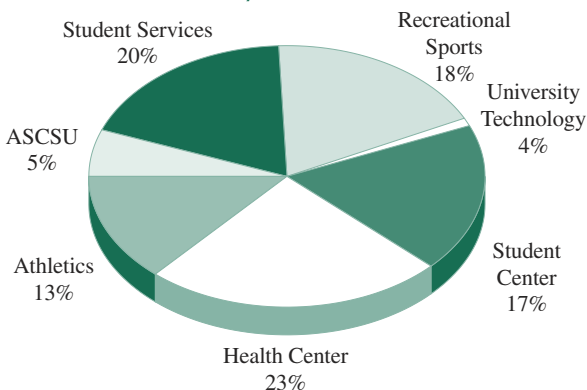


Other Facts

Full-Time Tuition and Fees

Resident		
Undergraduate		\$3,790
Graduate		4,237
Nonresident		
Undergraduate		\$14,377
Graduate		14,959

Mandatory Student Fees



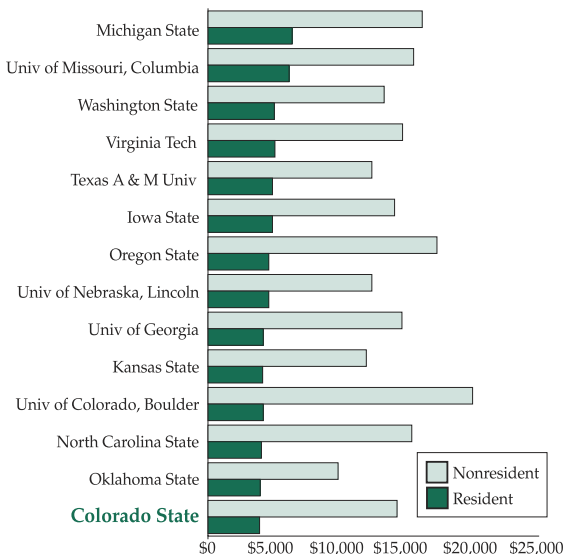
Total Fees = \$850

Note: All Tuition, Fee, and Room and Board information is reported for the academic year.



Other Facts

Comparison of Peer Institutions Undergraduate Tuition and Fees – 2003-2004



Undergraduate Technology Fees

Agricultural Sciences	\$150
Applied Human Sciences	138
Business	200
Engineering	310
Intra-University (Open Option)	72
Liberal Arts	110
Natural Resources	200
Natural Sciences	200
Veterinary Medicine & Biomedical Sciences	200

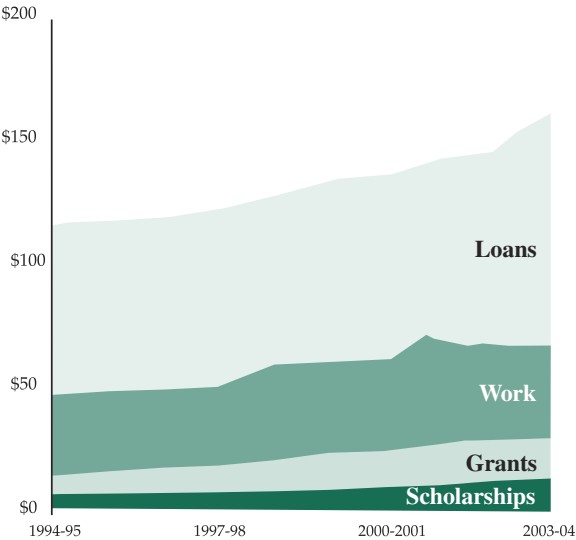
Room and Board Rates

Standard Room - 300 meals per semester	\$6,016
Standard Room - 210 meals per semester	5,766
Standard Room - 160 meals per semester	5,526

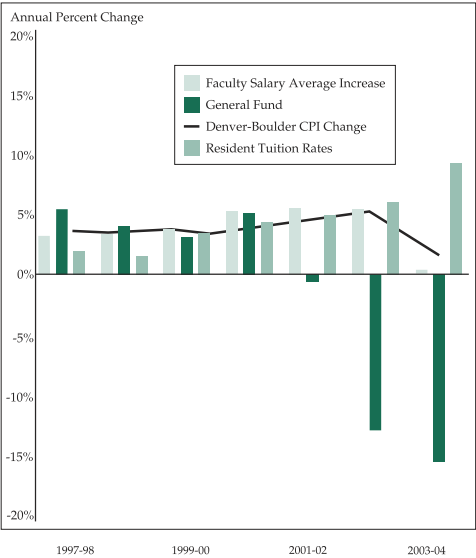
Other Facts

Student Financial Resources

Millions



Annual Change in Financial Environment



Other Facts

2003-2004 Annual Research Expenditures

Federal Funds (In Millions)

Department of Agriculture (USDA)	\$36.5
Department of Defense	12.6
Department of Energy	5.5
Health & Human Services	41.1
National Science Foundation	20.2
NASA	6.9
Miscellaneous Federal	22.4
Non-Science & Engineering (Federal)	6.8
Total Federal Funds	\$152.0

Non-Federal Funds

Industrials	\$22.1
State and Local	17.1
Non-Science & Engineering (Non-Federal)	2.5
Foundations	1.3
All other Non-Federal Sources	5.9

Total Non-Federal Funds **\$48.9**

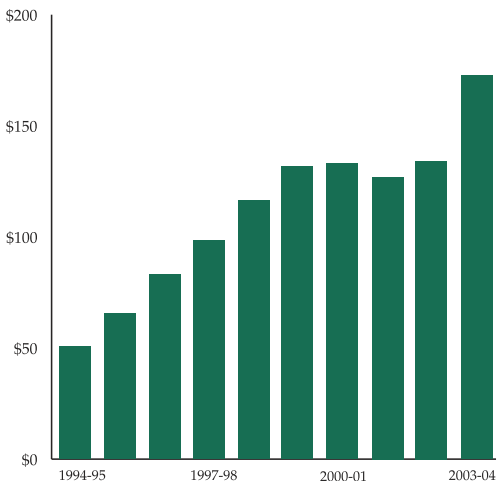
Total Sponsored Expenditures **\$200.9**

Institutional Expenditures **23.3**

Total CSU Research Expenditures **\$224.2**

Note: Of the \$36.5 million in USDA funding, approximately \$12 million is associated with the activities of the Colorado State Forest Service that have been transferred to the Research Division.

University Invested Assets



Other Facts

Programs of Research and Scholarly Excellence

Animal Reproduction and Biotechnology Laboratory
Center for Extreme Ultraviolet Science and Technology
Center for Research on Writing and Communication
Department of Atmospheric Sciences
Department of Biochemistry and Molecular Biology
Department of Chemistry
Department of Occupational Therapy
Department of Statistics
Engines and Energy Conversion Laboratory
Environmental and Water Resources Engineering Program
Infectious Diseases Program
Musculoskeletal Research
Natural Resources Ecology Laboratory
Program in Molecular, Cellular, and Integrative
Neurosciences
Radiological Health Sciences and Cancer Research
Tri-Ethnic Center for Prevention Research



Calendar – Key Dates

Fall Semester 2004

August

23 Monday. Classes begin.

November

20 Saturday. Fall recess begins; no classes next week.

25-26 Thursday, Friday. Holiday - University offices closed.

29 Monday. Classes resume.

December

10 Friday. Classes end.

13-17 Monday through Friday. Final examinations.

17-18 Friday and Saturday. Commencement ceremonies.

22-24 Wednesday through Friday. Holiday - University offices closed.

31 Friday. Holiday - University offices closed.

Spring Semester 2005

January

17 Monday. Holiday - University offices closed.

18 Tuesday. Classes begin.

March

12 Saturday. Spring recess begins.

21 Monday. Classes resume.

May

6 Friday. Classes end.

9-13 Monday through Friday. Final examinations.

13-14 Friday and Saturday. Commencement ceremonies.

Summer Session 2005

May

16 Monday. First 4- and 12-week terms begin.

30 Monday. Holiday - University offices closed; no classes.

June

10 Friday. First 4-week term ends.

13 Monday. Eight-week term and second 4-week term begin.

July

4 Monday. Holiday - University offices closed. No classes.

August

5 Friday. Last day of classes for all terms.

Connect with Colorado State

Main Campus Number	491-1101
Admissions Office	491-6909
Agricultural Experiment Station.....	491-5371
Alumni Relations.....	491-6533
Advocacy Offices:	
Asian/Pacific American Student Services	491-6154
Black Student Services	491-5781
El Centro/Hispanic Student Services	491-5722
Native American Student Services	491-1332
Resources for Disabled Students.....	491-6385
Women's Programs and Studies	491-6384
Athletics	491-5300
Bookstore	491-0546
Colleges:	
Agricultural Sciences.....	491-6274
Applied Human Sciences	491-6331
Business	491-6471
Engineering.....	491-6603
Liberal Arts.....	491-5421
Natural Resources.....	491-6675
Natural Sciences	491-1300
Veterinary Medicine & Biomedical Sciences	491-7051



Connect with Colorado State

Colorado State Forest Service	491-6303
Colorado State University Foundation	491-7135
Colorado State University Office of University Development	491-7328
Conference Services	491-6222
Cooperative Extension	491-6281
Financial Aid	491-6321
Graduate School	491-6817
Housing and Food Services	491-6511
Human Resource Services	491-5793
Morgan Library	491-1535
President's Office	491-6211
Registrar's Office	491-7148
Sponsored Programs	491-6355
Student Center	491-6444
Student Employment	491-5714
University Parking Services	491-7041
University Police Department	491-6425
University Relations Department	491-6432
Veterinary Teaching Hospital	491-7101

<http://www.colostate.edu>





Colorado State University is an equal opportunity/affirmative action institution and complies with all Federal and Colorado State laws, regulations, and executive orders regarding affirmative action requirements in all programs. The Office of Equal Opportunity is located in Room 101 Student Services. In order to assist Colorado State University in meeting its affirmative action responsibilities, ethnic minorities, women, and other protected class members are encouraged to apply and to so identify themselves.

Produced by the Office of Budgets
and Institutional Analysis
in cooperation with Publications and Printing.
Call (970) 491-5939 for additional copies
or more information.
This entire document is available on the Web at
<http://www.colostate.edu/Depts/OBIA/obia.html>.



**Produced by Office of Budgets and
Institutional Analysis.
Call (970) 491-5939 for additional copies or
more information. This entire document
is available on the Web at [www.colostate.
edu/Depts/ OBIA/obia.html](http://www.colostate.edu/Depts/OBIA/obia.html)**