



University Facts at a Glance

2003-2004

**Colorado
State**
University

Knowledge to Go Places



Colorado State University's land-grant mission is to forge links with people worldwide – through teaching, research, and service. In turn, these vital connections help stimulate cultural growth, economic development, and intellectual achievements for generations to come. We call it "Knowledge to Go Places."

Table of Contents

Profile	1
----------------------	---

Facts About Students

Student Enrollment	3
Students by Residency	4
Students by Gender	4
Undergraduate Students by Class and Residency	5
Students by Age	6
Average Credit Load	6
Students by Full-Time/Part-Time Status	7
Student Level by College	8
New Freshmen Profile	8
Students Admitted with a CCHE Index of 101 or Higher	9
Transfer Students	9
Students by Ethnicity	10
Undergraduate Students by County	11
International Students	12
Freshmen Persistence	12
Degrees Awarded	13
Undergraduate Class Size	13

Facts About Employees

University Employees	14
Faculty by Ethnicity	15
Faculty by Gender and Rank	15
Student/Faculty Ratio	15
Average Faculty Salaries	16
University Distinguished Professors	17
University Distinguished Teaching Scholars	17
Prestigious Faculty Awards	17

Other Facts

Tuition and Fees	18
Undergraduate Technology Fees	19
Room and Board Rates	19
Student Financial Resources	20
Annual Change in Financial Environment	20
External Research Funds	21
Programs of Research and Scholarly Excellence	22
Calendar – Key Dates	23
Connect with Colorado State	24

Profile

Character

Colorado State University is a land-grant institution and a Carnegie Doctoral/Research University – Extensive. Colorado State University was founded in 1870 as the Colorado Agricultural College. The doors opened to the first students in 1879. In 1935, the school became the Colorado State College of Agriculture and Mechanic Arts, or Colorado A&M, and was renamed Colorado State University in 1957.

Location

Fort Collins is a midsize city of approximately 126,000, located in northern Colorado at the western edge of the Great Plains and the base of the Rocky Mountains.

Campus

A 579-acre main campus (which includes 103 acres for the Veterinary Teaching Hospital), 1,715-acre foothills campus, 1,433-acre agricultural campus, and 1,177-acre Pingree Park mountain campus are located in Larimer County. Colorado State University has 3,997 acres of land for research centers and Colorado State Forest Service stations outside of Larimer County.

Colleges

The colleges include: Agricultural Sciences, Applied Human Sciences, Business, Engineering, Liberal Arts, Natural Resources, Natural Sciences and Veterinary Medicine & Biomedical Sciences.

The Arts

CSU presents more than 300 performances, exhibits, and other art events each year, many of them free of charge. Facilities include the Hatton Gallery, the Curfman Gallery, the Music Recital Hall, the Lory Student Center Theatre, and the Johnson Hall Main Stage.



Profile

Athletics

CSU is a member of the National Collegiate Athletic Association (NCAA) at the Division I level and a founding member of the Mountain West Athletic Conference. The Rams field teams in 15 intercollegiate sports. Athletic facilities include Hughes Stadium and Moby Arena. Team colors are green and gold. CSU won the 2002-03 Mountain West Conference championships in football, volleyball, men's basketball, and softball.

University Budget

For FY2004, the total budget is \$588 million including an Education & General (E&G) budget of \$293.9 million.

Alumni

CSU has 148,478 living alumni with 32 active alumni chapters (12 in Colorado and 20 out of state).

Outreach

Cooperative Extension has offices in 59 of 64 Colorado counties and delivers research-based information and educational programs to citizens locally. Colorado State Forest Service has 18 district offices statewide and provides information and programs on forest management, wildfire protection, community forestry, and conservation education. The Colorado Agricultural Experiment Station has 8 research centers that conduct site-specific research on agriculture and related issues important to the state's social and economic well-being. Continuing Education offers a wide range of credit and noncredit educational opportunities available on campus, off campus, and by various distance education formats.



Profile

Residence Life

CSU has 10 residence halls with a capacity of about 4,500 students. There are 718 apartment units for students with families and 190 apartments for older or graduate students.

Student Life

CSU has 300 student organizations and 27 honor societies. About 60 percent of the undergraduate student population participates in intramural sports and 8 percent of undergraduates join one of the 21 fraternities and 15 sororities.

Academic Year

CSU operates on the semester system with the fall semester beginning in late August and ending before Christmas. The spring semester begins in January and ends in May. There are 12 weeks in the regular summer session.

Libraries

Library holdings include more than 2 million books, bound journals, and government documents. The library has 300 public terminals to access specialized indexes and web-based sources. Over 500 subscription-based electronic resources and 8,000 journal subscriptions are available on site or by remote access. An expedited interlibrary loan service for delivery of materials from other libraries is available and the circulation desk offers laptop computers for checkout and use in the library.

Capital Construction/Major Equipment

The total investment from all fund sources over the past 13 years is approximately \$483 million.

International Programs

CSU has internationally-active faculty with a long history of involvement in international programs. Over 1,100 foreign students and scholars are engaged in academic work on campus. CSU is consistently one of the top-ranking universities in the nation for the recruitment of Peace Corps volunteers.

University Honors Program

The University Honors Program is an innovative and enriched program of studies featuring small classes, an optional living and learning community in Newsom Residence Hall with abundant leadership, service and research opportunities.

Facts About Students

Fall 2003 Enrollment

There are 25,042 students from every state and 80 foreign countries. Colorado residents make up about 78 percent of the total enrollment and 11.8 percent of students with U.S. residency are ethnic minorities. There are 20,678 undergraduate, 3,837 graduate, and 527 professional veterinary medicine students. The entering freshman class totals 3,802 students. On the average, entering freshmen rank in the 73rd percentile of their graduating class, bring a 3.54 grade point average, and have an average ACT composite score of 24.1 or SAT combined score of 1,114.

Top Twenty Undergraduate Programs by Number of Majors

Psychology	937
Health & Exercise Science.....	727
Biological Science.....	631
Human Development & Family Studies	548
Mechanical Engineering	530
Technical Journalism.....	499
Art	490
English.....	464
Sociology	422
Computer Science	419
Liberal Arts	415
History.....	408
Marketing	401
Political Science.....	391
Business Administration	387
Finance & Real Estate.....	381
Speech Communication	377
Equine Science.....	367
Apparel & Merchandising	343
Pre-Manufacturing Tech & Con Mgmt.....	340

Note: If all the undergraduate concentrations in Business were added together, Business would be the largest major with 2,047 students. All open option majors are excluded.

Facts About Students

Students by Residency

	Resident	Nonresident	Total
Undergraduate	16,760	3,918	20,678
Graduate	2,576	1,261	3,837
Professional			
Veterinary Medicine	297	230	527
Total	19,633	5,409	25,042

Top Ten States of Residence for Nonresident Undergraduates

Texas	399
Illinois	342
California	323
New Mexico	170
Alaska	121
Nebraska	115
Wyoming	114
Minnesota	113
Hawaii	103
Oregon	93

Students by Gender

	Men	Women
Undergraduate	10,110	10,568
Graduate	1,963	1,874
Professional Veterinary Medicine	131	396
Total	12,204	12,838

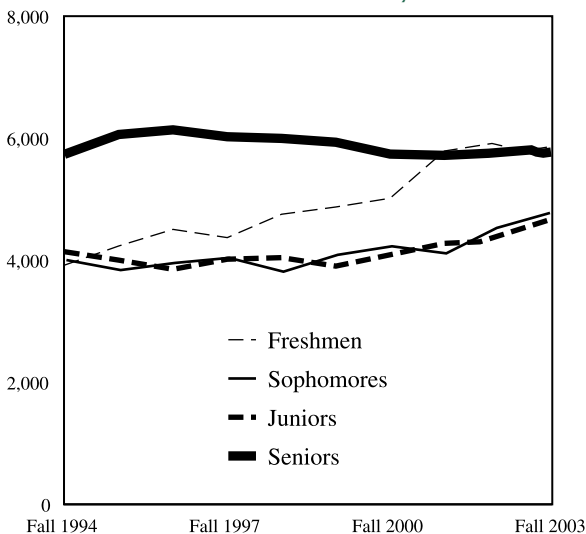


Facts About Students

Undergraduates by Class and Residency

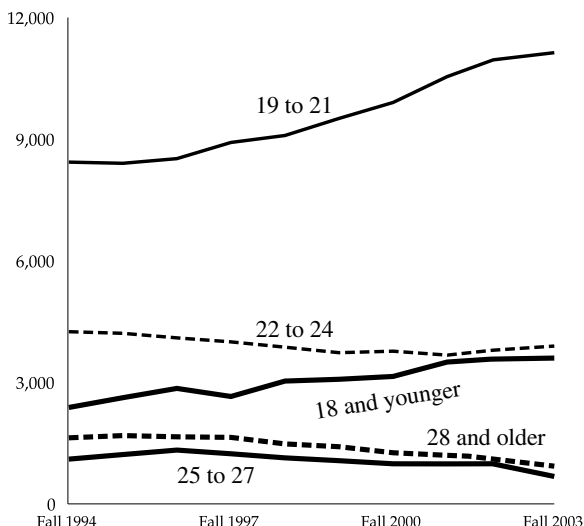
	Resident	Nonresident	Total
Freshmen	4,492	1,232	5,724
Sophomore	3,736	926	4,662
Junior	3,676	860	4,536
Senior	4,856	900	5,756
Total	16,760	3,918	20,678

Ten-Year Class History



Facts About Students

Ten-Year History of Age (Undergraduate)



Average Credit Load

All Undergraduates New Freshmen

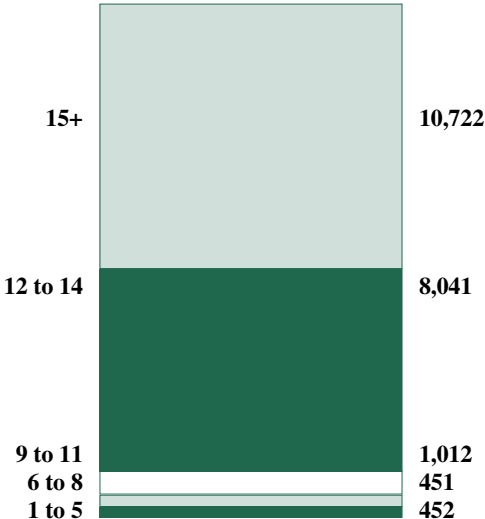
Agricultural Sciences	14.5	15.5
Applied Human Sciences	14.0	14.5
Business	14.2	14.9
Engineering	14.4	15.0
Intra-University	13.4	14.0
Liberal Arts	14.1	14.5
Natural Resources	13.7	14.6
Natural Sciences	14.2	14.9
Veterinary Med & Bio Sci	14.4	14.7
University Average	14.0	14.5

Facts About Students

Students by Full-Time/Part-Time Status

	Full-Time	Part-Time
Undergraduate	18,763	1,915
Graduate	2,002	1,835
Professional Veterinary Medicine	527	0
Total	21,292	3,750

Undergraduates by Credit Load



<i>Full-Time Status (for the purposes of)</i>	Number of Credits	Number of Students
Fees	6 + credits	20,226
Tuition	9 + credits	19,775
Financial Aid	12 + credits	18,763
Graduation in 4 Years	15 + credits	10,722

Facts About Students

Student Level by College

	Undergraduates	Graduates
Agricultural Sciences	1,202	233
Applied Human Sciences	3,267	856
Business	2,047	183
Engineering	1,470	604
Intra-University	3,346	255
Liberal Arts	4,467	566
Natural Resources	993	230
Natural Sciences	3,321	593
Veterinary Med & Bio Sci	565	317
Professional Veterinary Med.	---	527
Total	20,678	4,364

New Freshmen Profile

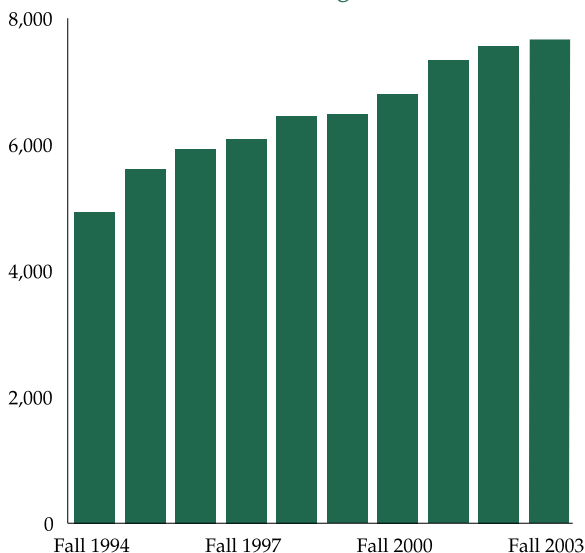
New Freshmen	3,802
Percent of Admitted Students Who Enroll	40%
Mean High School Percentile Rank	73
Mean High School GPA	3.54
Mean ACT Composite	24.1
Mean SAT Verbal	553
Mean SAT Math	561
Mean CCHE Index	110

CSU's Professional Veterinary Medicine Program is ranked second in the nation by U.S. News and World Report and is ranked first in the country in federal research dollars.

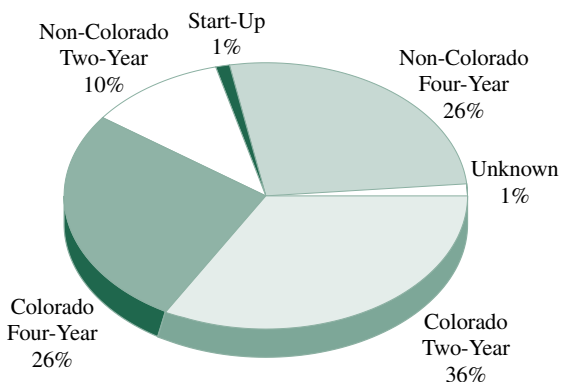


Facts About Students

Students Admitted with a CCHE Index of 101 or Higher



Previous Institutions for Transfer Students



Total Transfers = 1,625

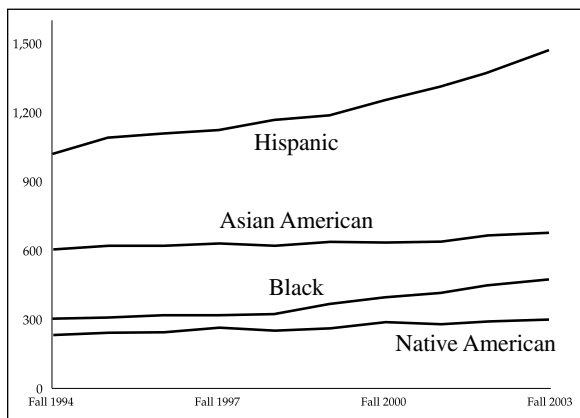
Facts About Students

Students by Ethnicity

	Under-graduate	Graduate	PVM	Total
Asian American	559	75	29	663
Black	418	39	2	459
Hispanic	1,260	127	32	1,419
International	246	703	1	950
Native American	252	41	12	305
Other	741	309	49	1,099
White	17,202	2,543	402	20,147
Total	20,678	3,837	527	25,042
Minority		11.8%		
Nonminority		88.2%		

Note: International students are excluded from minority and nonminority percentages. Ethnicity is self-reported.

Ten-Year History of Ethnic Enrollment



Facts About Students

Undergraduates by County

Adams	654	Kit Carson	38
Alamosa	47	Lake	24
Arapahoe	2,042	La Plata	145
Archuleta	34	Larimer	3,918
Baca	20	Las Animas	25
Bent	11	Lincoln	32
Boulder	1,087	Logan	96
Broomfield	54	Mesa	307
Chaffee	53	Mineral	2
Cheyenne	6	Moffat	36
Clear Creek	16	Montezuma	74
Conejos	18	Montrose	88
Costilla	8	Morgan	104
Crowley	10	Otero	64
Custer	14	Ouray	13
Delta	69	Park	44
Denver	650	Phillips	33
Dolores	2	Pitkin	25
Douglas	985	Prowers	42
Eagle	106	Pueblo	275
Elbert	121	Rio Blanco	20
El Paso	1,635	Rio Grande	48
Fremont	75	Routt	129
Garfield	142	Saguache	9
Gilpin	6	San Juan	2
Grand	59	San Miguel	10
Gunnison	56	Sedgwick	12
Hinsdale	2	Summit	82
Huerfano	9	Teller	79
Jackson	7	Washington	27
Jefferson	2,067	Weld	796
Kiowa	9	Yuma	50
County Not Reported			37
Total			16,760

Note: County listed is county of residence upon entrance to CSU.

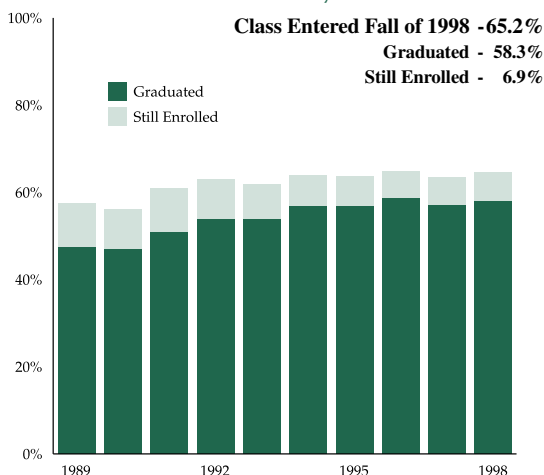
Facts About Students

Top Ten Countries of Origin for International Students

India	175
China, People's Republic of	113
South Korea	97
Saudi Arabia	64
Japan	46
Taiwan, Republic of China	43
Mexico	36
Thailand	25
Canada	22
Turkey	22

Total International Students = 950

Persistence of New Freshmen Ten-Year History



Note: Persistence includes students who have graduated and those still enrolled at the end of the five-year study period which includes summer.

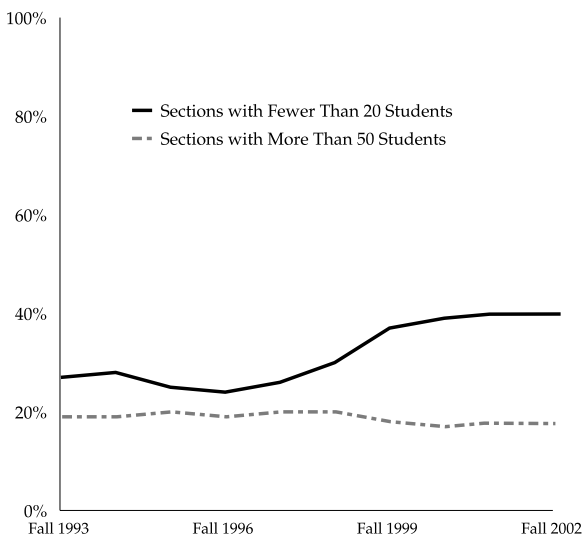
Facts About Students

Degrees Awarded

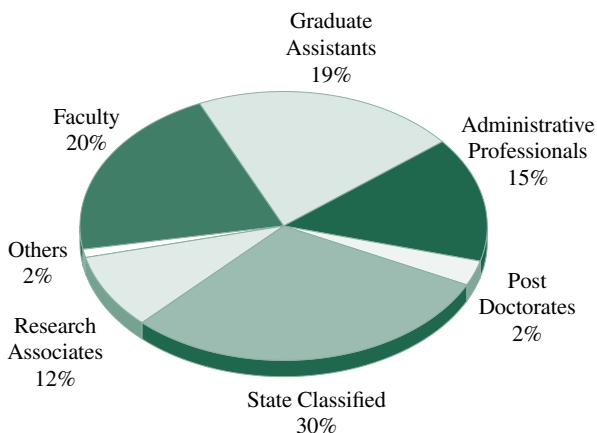
	Year First Awarded	2002-03	To Date
Bachelor's	1884	3,998	128,842
Master's	1893	1,027	30,501
Ph.D.	1955	182	6,031
D.V.M.	1904	132	6,244
Total		5,339	171,618

Degree Programs: CSU offers bachelor's degrees in 66 fields, master's degree in 62 fields, doctoral degrees in 40 fields and a professional degree in Veterinary Medicine.

Undergraduate Sections with Fewer than 20 or More than 50 Students



Facts About Employees



<i>University Employees</i>		
Faculty		1,403
Tenure-Track	945	
Special Appointments	192	
Temporary Appointments	266	
Administrative Professionals		1,852
Research Associates	802	
Other	1,050	
State Classified		2,070
Graduate Assistants		1,345
Post Doctorates		171
Others		107
Total Employees		6,948
<i>Note: All appointment types and fund groups are included. Others include veterinary interns, veterinary residents, fellowship grant trainees, and clinical psychology interns.</i>		

Facts About Employees

Faculty by Ethnicity

	Number	Percent
Total Nonminority	855	90.5%
Total Minority	90	9.5%
Asian	47	5.0%
Black	13	1.4%
Hispanic	24	2.5%
Native American	6	0.6%

Note: Faculty with a visa type of F1, F2, H1, H2, J1, J2, EC, or PA are included with nonminorities.

Faculty by Gender and Rank

	Men	Women	Total
Professor	394	68	462
Associate Professor	190	89	279
Assistant Professor	113	91	204
Total	697	248	945

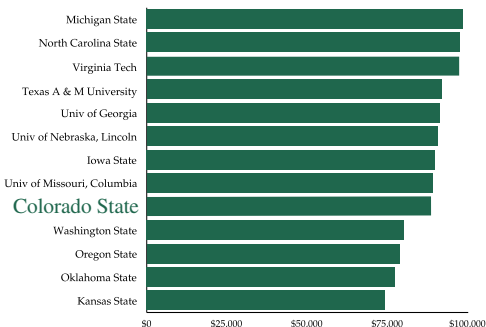
Student/Faculty Ratio

17:1

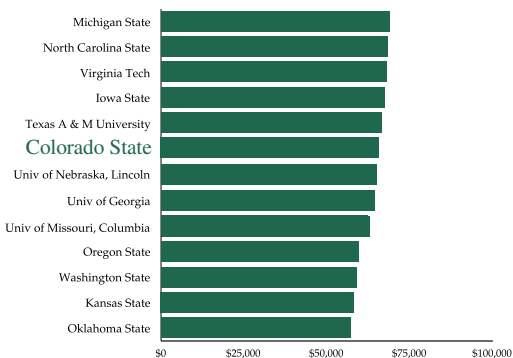


Facts About Employees

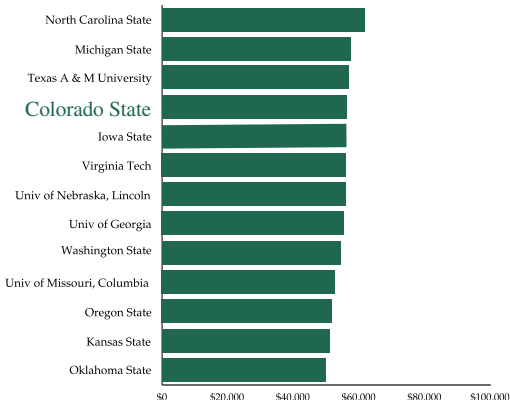
Peer Comparison Average Faculty Salaries Professor



Associate Professor



Assistant Professor



Facts About Employees

University Distinguished Professors

Barry Beatty	Microbiology, Immunology and Pathology
Patrick Brennan	Microbiology, Immunology and Pathology
Edward Hoover	Microbiology, Immunology and Pathology
Gordon Niswender	Biomedical Sciences
Bernard Rollin	Philosophy
Holmes Rolston III	Philosophy
George Seidel	Biomedical Sciences
Gary Smith	Animal Sciences
Thomas VonderHaar	Atmospheric Science
Robert Williams	Chemistry

University Distinguished Teaching Scholars

Ken Barbarick	Soil and Crop Sciences
James Boyd	Philosophy
Ingrid Burke	Forest, Rangeland, and Watershed Stewardship
Pattie Cowell	English
Rich Feller	School of Education
Kate Kiefer	English
Mike Palmquist	English
Ed Redente	Forest, Rangeland, and Watershed Stewardship
Stephen Thompson	Chemistry
Frank Vattano	Psychology
Wayne Viney	Psychology
Ray Whalen	Biomedical Sciences

Prestigious Faculty Awards

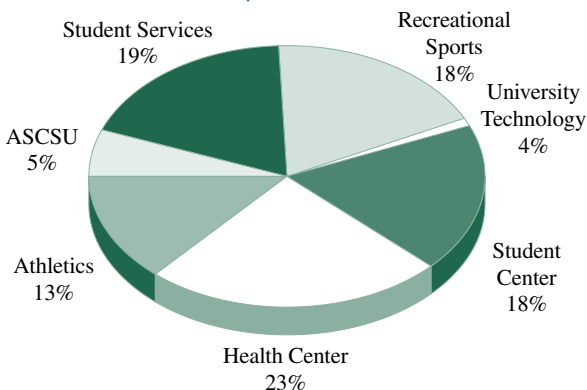
- 1 Templeton Prize
- 4 National Academy of Science Members
- 3 National Academy of Engineering Members
- 3 Guggenheim Fellows
- 23 Fulbright Scholars
- 8 Sloan Research Fellows
- 11 Alexander von Humboldt Fellows
- 5 NIH Fogarty Senior International Fellows
- 24 NSF Presidential Young Investigator/Career Development Awards
- 4 NIH MERIT/Career Development Awards
- 1 Howard Hughes Medical Foundation Fellow
- 3 Ford Foundation Fellows
- 1 Carnegie Foundation Fellow
- 2 NSF Presidential Faculty Fellows

Other Facts

Full-Time Tuition and Fees

Resident		
Undergraduate		\$3,744
Graduate		4,186
Nonresident		
Undergraduate		\$14,216
Graduate		14,792

Mandatory Student Fees



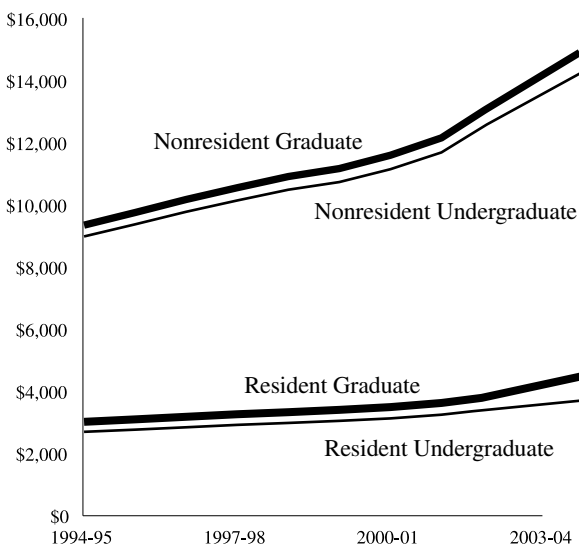
Total Fees = \$836

Note: All Tuition, Fee, and Room and Board information is reported for the academic year.



Other Facts

Ten-Year Tuition and Fee History



Undergraduate Technology Fees

Agricultural Sciences	\$150
Applied Human Sciences	132
Business	200
Engineering	300
Intra-University (Open Option)	72
Liberal Arts	110
Natural Resources	200
Natural Sciences	200
Veterinary Medicine & Biomedical Sciences	200

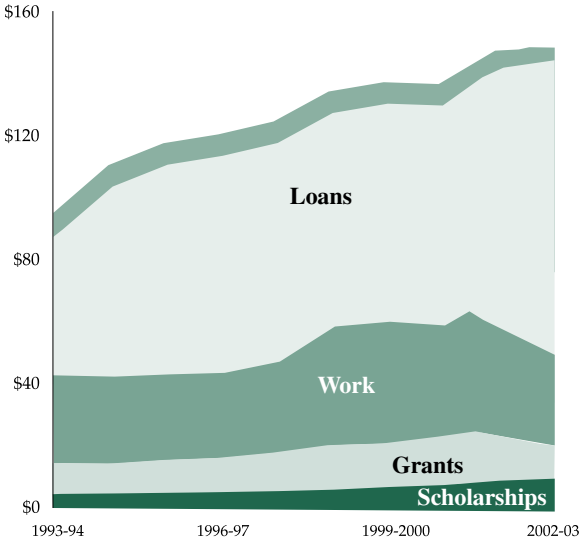
Room and Board Rates

Standard Room - 300 meals per semester	\$5,902
Standard Room - 210 meals per semester	5,656
Standard Room - 160 meals per semester	5,412

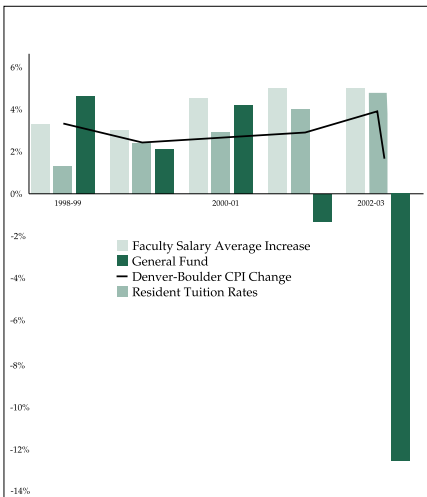
Other Facts

Student Financial Resources

Millions



Annual Change in Financial Environment



Other Facts

2002-2003 External Research Funds

Federal Funds

Department of Agriculture	\$20,338,676
Department of Commerce	8,508,448
Department of Defense	11,873,875
Department of Education	4,394,486
Department of Energy	5,091,292
Department of Interior	8,386,089
Department of State	188,565
Department of Transportation	362,742
Environmental Protection Agency	3,162,280
Health & Human Services	37,433,141
Miscellaneous	16,857,847
National Science Foundation	17,244,032
NASA	5,487,689

Total Federal Funds **\$139,329,162**

Non-Federal Funds

Commercial and Other	\$43,376,048
State Funds	16,773,115

Total Non-Federal Funds **\$60,149,163**

Total **\$199,478,325**

Note: The miscellaneous category includes student aid.



Other Facts

Programs of Research and Scholarly Excellence

Biotechnology and Biosciences

- Animal Reproduction and Biotechnology Laboratory
- Program in Biochemistry and Molecular Biology
- Molecular, Cellular and Integrative Neurosciences Program

Human and Animal Health

- Program in Infectious Diseases
- Department of Occupational Therapy
- Radiological Health Sciences and Cancer Research Program

Environmental and Ecological Sciences

- Department of Atmospheric Science
- Natural Resource Ecology Laboratory
- Center for Environmental Toxicology and Technology

Social Sciences

- Tri-Ethnic Center for Prevention Research
- Center for Research on Writing and Communication Technologies

Physical and Engineering Sciences

- Department of Chemistry
- Optoelectronic Computing Systems Center
- Water Management Science and Technology Program



Calendar – Key Dates

Fall Semester 2003

August

25 Monday. Classes begin.

November

22 Saturday. Fall recess begins; no classes next week.

27-28 Thursday, Friday. Holiday - University offices closed.

December

1 Monday. Classes resume.

12 Friday. Classes end.

15-18 Monday through Friday. Final examinations.

19-20 Friday and Saturday. Commencement ceremonies.

24-26 Wednesday through Friday. Holiday - University offices closed.

Spring Semester 2004

January

1 Thursday. Holiday - University offices closed.

19 Monday. Holiday - University offices closed.

20 Tuesday. Classes begin.

March

13 Saturday. Spring recess begins.

22 Monday. Classes resume.

May

7 Friday. Classes end.

10-14 Monday through Friday. Final examinations.

14-15 Friday and Saturday. Commencement ceremonies.

Summer Session 2004

May

17 Monday. First 4- and 12-week terms begin.

31 Monday. Holiday - University offices closed; classes in session.

June

11 Friday. First 4-week term ends.

14 Monday. Eight-week term and second 4-week term begin.

July

5 Monday. Holiday - University offices closed. No classes.

August

6 Friday. Last day of classes for all terms.

Connect with Colorado State

Main Campus Number	491-1101
Admissions Office	491-6909
Agricultural Experiment Station.....	491-5371
Alumni Relations	491-6533
Advocacy Offices:	
Asian/Pacific American Student Services.....	491-6154
Black Student Services	491-5781
El Centro/Hispanic Student Services	491-5722
Native American Student Services	491-1332
Resources for Disabled Students	491-6385
Women's Programs and Studies	491-6384
Athletics	491-5300
Bookstore	491-0546
Colleges:	
Agricultural Sciences	491-6274
Applied Human Sciences.....	491-6331
Business	491-6471
Engineering.....	491-6603
Liberal Arts	491-5421
Natural Resources.....	491-6675
Natural Sciences	491-1300
Veterinary Medicine & Biomedical Sciences.....	491-7051



Connect with Colorado State

Colorado State Forest Service	491-6303
Colorado State University Foundation	491-7135
Colorado State University Office of University Development	491-7328
Conference Services	491-6222
Cooperative Extension	491-6281
Financial Aid	491-6321
Graduate School	491-6817
Housing and Food Services	491-6511
Human Resource Services	491-5793
Morgan Library	491-3977
President's Office	491-6211
Registrar's Office	491-7148
Sponsored Programs	491-6355
Student Center	491-6444
Student Employment	491-5714
University Parking Services	491-7041
University Police Department	491-6425
University Relations Department	491-6432
Veterinary Teaching Hospital	491-7101

<http://www.colostate.edu>





Colorado State University is an equal opportunity/affirmative action institution and complies with all Federal and Colorado State laws, regulations, and executive orders regarding affirmative action requirements in all programs. The Office of Equal Opportunity is located in Room 101 Student Services. In order to assist Colorado State University in meeting its affirmative action responsibilities, ethnic minorities, women, and other protected class members are encouraged to apply and to so identify themselves.

Produced by the Office of Budgets
and Institutional Analysis
in cooperation with Publications and Printing.
Call (970) 491-5939 for additional copies
or more information.
This entire document is available on the Web at
<http://www.colostate.edu/Depts/OBIA/obia.html>.



**Produced by
Office of Budgets and Institutional Analysis
in cooperation with
Publications and Printing.
Call (970) 491-5939 for additional
copies or more information. This entire
document is available on the Web
at [www.colostate.edu/Depts/
OBIA/obia.html](http://www.colostate.edu/Depts/OBIA/obia.html)**