

Colorado
State
University

Knowledge to Go Places

University Facts at a Glance 2002-2003





Colorado State University's land-grant mission is to forge links with people worldwide – through teaching, research, and service. In turn, these vital connections help stimulate cultural growth, economic development, and intellectual achievements for generations to come. We call it "Knowledge to Go Places."

Table of Contents

Profile	1
----------------------	----------

Facts About Students

Student Enrollment	3
Students by Residency	4
Students by Gender	4
Undergraduate Students by Class and Residency	5
Students by Age	6
Average Credit Load	6
Students by Full-Time/Part-Time Status	7
Student Level by College	8
New Freshmen Profile	8
Students Admitted with a CCHE Index of 101 or Higher	9
Transfer Students	9
Students by Ethnicity	10
Undergraduate Students by County	11
International Students	12
Freshmen Persistence	12
Degrees Awarded	13
Undergraduate Class Size	13

Facts About Employees

University Employees	14
Faculty by Ethnicity	15
Faculty by Highest Degree Earned	15
Student/Faculty Ratio	15
Average Faculty Salaries	16
University Distinguished Professors	17
University Distinguished Teaching Scholars	17

Other Facts

Tuition and Fees	18
Undergraduate Technology Fees	19
Room and Board Rates	19
Student Financial Resources	20
Annual Change in Financial Environment	20
External Research Funds	21
Programs of Research and Scholarly Excellence	22
Calendar – Key Dates	23
Connect with Colorado State	24

Profile

Character

Colorado State University is a land-grant institution and a Carnegie Doctoral/Research University – Extensive. Colorado State University was founded in 1870 as the Colorado Agricultural College. The doors opened to the first students in 1879. In 1935, the school became the Colorado State College of Agriculture and Mechanic Arts, or Colorado A&M, and was renamed Colorado State University in 1957.

Location

Fort Collins is a midsize city of approximately 120,000, located in northern Colorado at the western edge of the Great Plains and the base of the Rocky Mountains.

Campus

A 579-acre main campus (which includes 103 acres for the Veterinary Teaching Hospital), 1,715-acre foothills campus, 1,252-acre agricultural campus, and 1,177-acre Pingree Park mountain campus are located in Larimer County. Colorado State University has 3,997 acres of land for research centers and Colorado State Forest Service stations outside of Larimer County.

Colleges

The colleges include: Agricultural Sciences, Applied Human Sciences, Business, Engineering, Liberal Arts, Natural Resources, Natural Sciences and Veterinary Medicine & Biomedical Sciences.

The Arts

CSU presents more than 300 performances, exhibits, and other art events each year, many of them free of charge. Facilities include the Hatton Gallery, the Curfman Gallery, the Music Recital Hall, the Lory Student Center Theatre, and the Johnson Hall Main Stage.



Profile

Athletics

CSU is a member of the National Collegiate Athletic Association (NCAA) at the Division I level and a founding member of the Mountain West Athletic Conference. The Rams field teams in 15 intercollegiate sports. Athletic facilities include Hughes Stadium and Moby Arena. Team colors are green and gold. CSU won the regular season championships in volleyball and women's basketball, won the Mountain West Conference indoor track-and-field title, and won a bowl game for the second year in a row.

University Budget

For FY2002, the total budget was \$547.3 million including an Education & General (E&G) budget of \$283.4 million. The E&G budget for FY2003 is \$302 million.

Alumni

CSU has more than 144,200 living alumni with 38 active alumni chapters (12 in Colorado and 26 out of state).

Outreach

Cooperative Extension has offices in 59 of 64 Colorado counties and delivers research-based information and educational programs to citizens locally. Colorado State Forest Service has 18 district offices statewide and provides information and programs on forest management, wildfire protection, community forestry, and conservation education. The Colorado Agricultural Experiment Station has 10 research centers that conduct site-specific research on agriculture and related issues important to the state's social and economic well-being. The Division of Educational Outreach offers a wide range of credit and noncredit educational opportunities available on campus, off campus, and by various distance education formats.



Profile

Residence Life

CSU has 10 residence halls with a capacity of about 4,500 students. There are 718 apartment units for students with families and 190 apartments for older or graduate students.

Student Life

CSU has 300 student organizations and 27 honor societies. About 60 percent of the undergraduate student population participates in intramural sports and 8 percent of undergraduates join one of the 21 fraternities and 15 sororities.

Academic Year

CSU operates on the semester system with the fall semester beginning in late August and ending before Christmas. The spring semester begins in January and ends in May. There are 12 weeks in the regular summer session.

Libraries

Library holdings include more than 2 million books, bound journals, and government documents. The library has 300 public terminals to access specialized indexes and web-based sources. Over 500 subscription-based electronic resources and 10,000 journal subscriptions are available on site or by remote access. An expedited interlibrary loan service for delivery of materials from other libraries is available and the circulation desk offers 60 laptop computers for checkout and use in the library.

Capital Construction

CSU has received more than \$151 million in state appropriated capital funds in the past seven years. An overall investment in facilities and major equipment of more than \$405 million has been made in the past 11 years.

International Programs

CSU has internationally-active faculty with a long history of involvement in international programs, including exchange, internships, and study abroad opportunities for students, project work, training, and relationships with partner institutions abroad. Over 1,100 foreign students and scholars are engaged in academic work on campus. CSU is consistently one of the top-ranking universities in the nation for the recruitment of Peace Corps volunteers.

University Honors Program

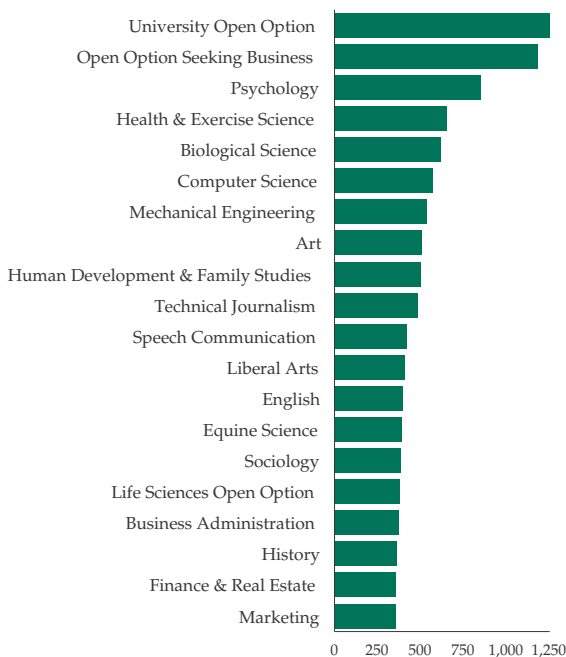
The University Honors Program is an innovative and enriched program of studies featuring small classes, an optional living and learning community in Newsom Residence Hall with abundant leadership, service and research opportunities.

Facts About Students

Fall 2002 Enrollment

There are 24,735 students from 49 states and 90 foreign countries. Colorado residents make up about 78 percent of the total enrollment and 11.8 percent of students with U.S. residency are ethnic minorities. There are 20,568 undergraduate, 3,630 graduate, and 537 professional veterinary medicine students. The entering freshman class totals 3,829 students. On the average, entering freshmen rank in the 74th percentile of their graduating class, bring a 3.49 grade point average, and have an average ACT composite score of 24.2 or SAT combined score of 1,107.

Top Twenty Undergraduate Programs by Number of Majors



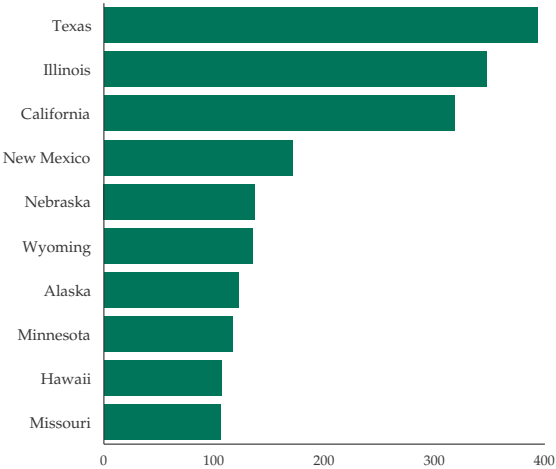
Note: If all the undergraduate concentrations in Business were added together, Business would be the largest major with 2,031 students.

Facts About Students

Students by Residency

	Resident	Nonresident	Total
Undergraduate	16,524	4,044	20,568
Graduate	2,426	1,204	3,630
Professional Veterinary Medicine	305	232	537
Total	19,255	5,480	24,735

Top Twelve States of Residence for Nonresident Undergraduates



Students by Gender

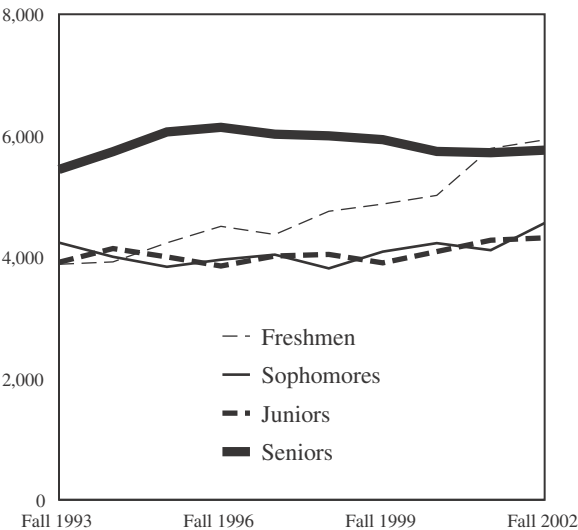
	Men	Women
Undergraduate	9,930	10,638
Graduate	1,836	1,794
Professional Veterinary Medicine	138	399
Total	11,904	12,831

Facts About Students

Undergraduates by Class and Residency

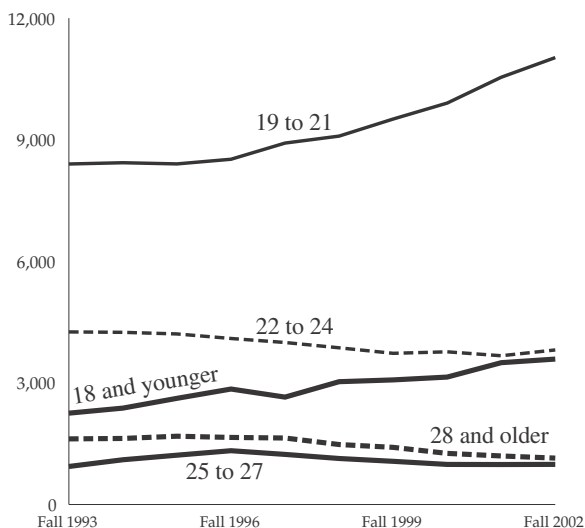
	Resident	Nonresident	Total
Freshmen	4,590	1,341	5,931
Sophomore	3,628	932	4,560
Junior	3,482	834	4,316
Senior	4,824	937	5,761
Total	16,524	4,044	20,568

Ten-Year Class History



Facts About Students

Ten-Year History of Age (Undergraduate)



Average Credit Load

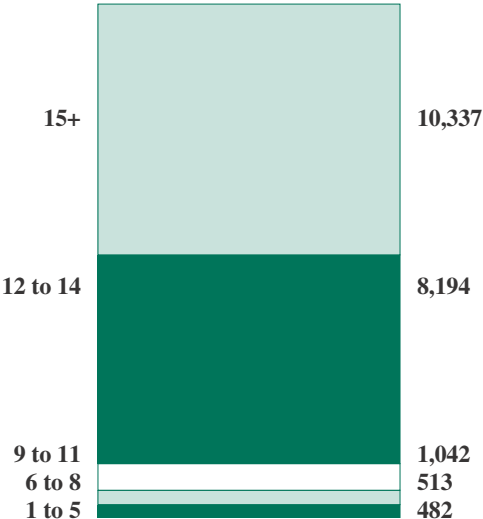
	All Undergraduates	New Freshmen
Agricultural Sciences	14.4	15.1
Applied Human Sciences	14.0	14.5
Business	14.2	15.0
Engineering	14.4	14.8
Intra-University	13.2	13.9
Liberal Arts	13.9	14.3
Natural Resources	13.9	14.3
Natural Sciences	14.1	14.6
Veterinary Med & Bio Sci	14.3	14.7
University Average	13.9	14.4

Facts About Students

Students by Full-Time/Part-Time Status

	Full-Time	Part-Time
Undergraduate	18,531	2,037
Graduate	1,870	1,760
Professional Veterinary Medicine	537	0
<i>Total</i>	<i>20,938</i>	<i>3,797</i>

Undergraduates by Credit Load



<i>Full-Time Status (for the purposes of)</i>	Number of Credits	Number of Students
Fees	6 + credits	20,086
Tuition	9 + credits	19,573
Financial Aid	12 + credits	18,531
Graduation in 4 Years	15 + credits	10,337

Facts About Students

Student Level by College

	Undergraduates	Graduates
Agricultural Sciences	1,324	227
Applied Human Sciences	3,129	785
Business	2,031	178
Engineering	1,497	538
Intra-University	3,521	245
Liberal Arts	4,247	520
Natural Resources	1,018	237
Natural Sciences	3,276	557
Veterinary Med & Bio Sci	525	343
Professional Veterinary Med.	---	537
Total	20,568	4,167

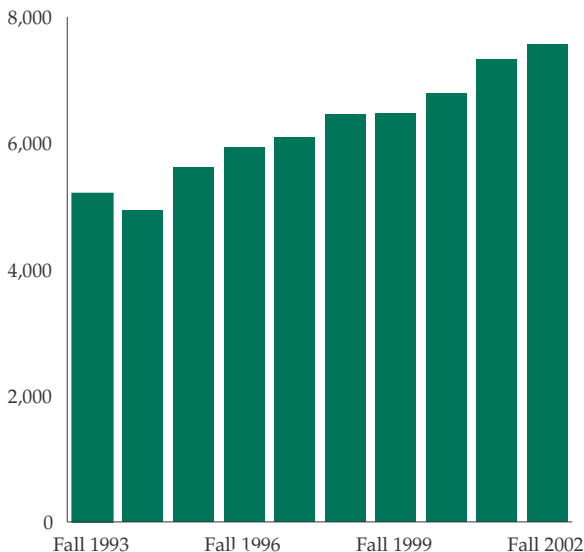
New Freshmen Profile

New Freshmen	3,829
Percent of Admitted Students Who Enroll	40%
Mean High School Percentile Rank	74
Mean High School GPA	3.49
Mean ACT Composite	24.2
Mean SAT Verbal	548
Mean SAT Math	559
Mean CCHE Index	110

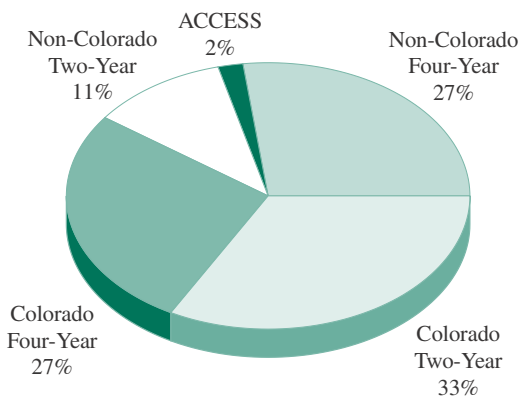


Facts About Students

Students Admitted with a CCHE Index of 101 or Higher



Previous Institutions for Transfer Students



Total Transfers = 1,791

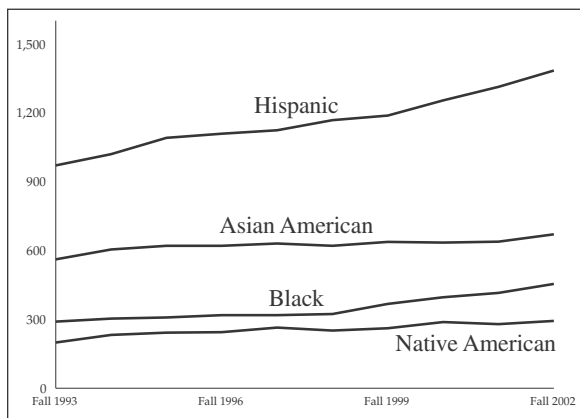
Facts About Students

Students by Ethnicity

	Under-graduate	Graduate	PVM	Total
Asian American	566	80	24	670
Black	416	35	3	454
Hispanic	1,208	141	34	1,383
International	227	690	3	920
Native American	241	44	8	293
Other	652	255	44	951
White	17,258	2,385	421	20,064
Total	20,568	3,630	537	24,735
Minority		11.8%		
Nonminority		88.2%		

Note: International students are excluded from minority and nonminority percentages. Ethnicity is self-reported.

Ten-Year History of Ethnic Enrollment



Facts About Students

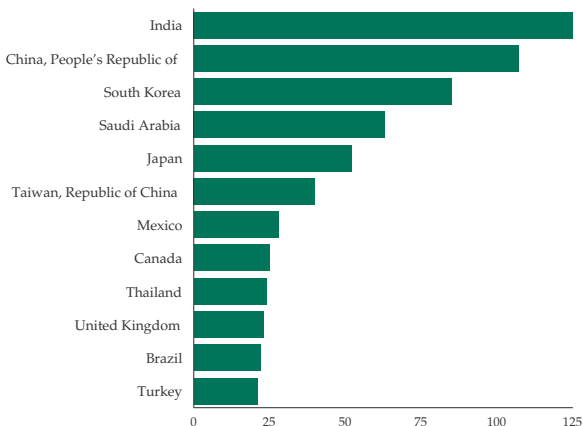
Undergraduates by County

Adams	632	Kit Carson	36
Alamosa	46	Lake	19
Arapahoe	2,031	La Plata	121
Archuleta	33	Larimer	3,973
Baca	15	Las Animas	25
Bent	10	Lincoln	26
Boulder	1,132	Logan	93
Broomfield	25	Mesa	328
Chaffee	56	Mineral	3
Cheyenne	5	Moffat	42
Clear Creek	19	Montezuma	84
Conejos	22	Montrose	108
Costilla	8	Morgan	102
Crowley	7	Otero	57
Custer	11	Ouray	8
Delta	78	Park	42
Denver	629	Phillips	33
Dolores	4	Pitkin	25
Douglas	891	Prowers	38
Eagle	95	Pueblo	270
Elbert	103	Rio Blanco	15
El Paso	1,566	Rio Grande	44
Fremont	86	Routt	126
Garfield	132	Saguache	8
Gilpin	6	San Juan	3
Grand	60	San Miguel	11
Gunnison	64	Sedgwick	13
Hinsdale	2	Summit	74
Huerfano	9	Teller	64
Jackson	5	Washington	34
Jefferson	2,054	Weld	775
Kiowa	11	Yuma	47
County Not Reported			30
Total			16,524

Note: County listed is county of residence upon entrance to CSU.

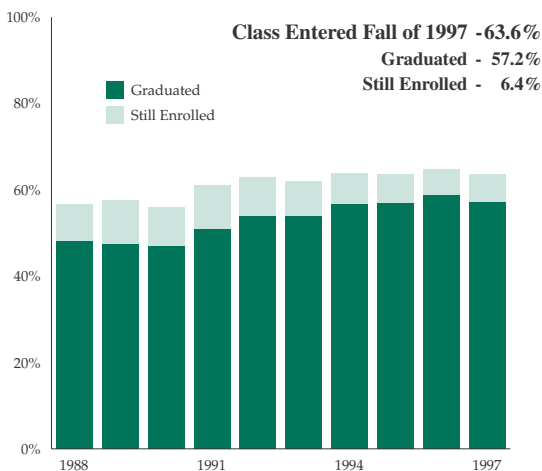
Facts About Students

Top Countries of Origin for International Students



Total International Students = 915

Persistence of New Freshmen Ten-Year History



Note: Persistence includes students who have graduated and those still enrolled at the end of the five-year study period which includes summer.

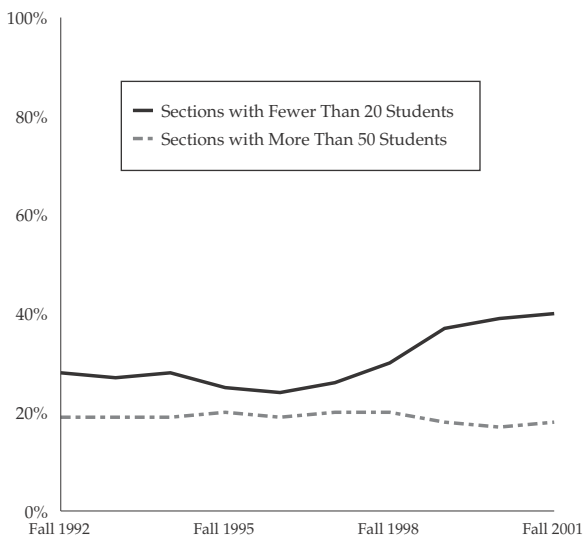
Facts About Students

Degrees Awarded

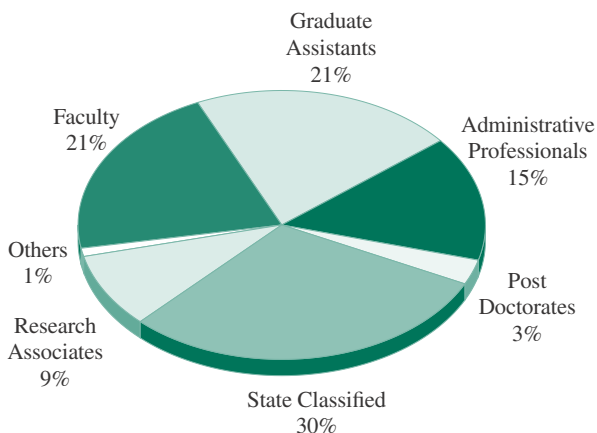
	Year First Awarded	2001-02	To Date
Bachelor's	1884	3,860	124,844
Master's	1893	989	29,474
Ph.D.	1955	148	5,849
D.V.M.	1904	124	6,112
Total		5,121	166,279

Degree Programs: CSU offers bachelor's degrees in 65 fields, master's degree in 53 fields, doctoral degrees in 40 fields and a professional degree in Veterinary Medicine.

Undergraduate Sections with Fewer than 20 or More than 50 Students



Facts About Employees



<i>University Employees</i>		
Faculty		1,523
Tenure-Track	960	
Administrative	38	
Special Appointments	189	
Temporary Appointments	336	
Administrative Professionals		1,773
Research Associates	690	
Other	1,083	
State Classified		2,207
Graduate Assistants		1,563
Post Doctorates		182
Others		99
Total Employees		7,347
<i>Note: Administrative faculty includes vice-presidents, deans, etc. All appointment types and fund groups are included. Others include veterinary interns and veterinary residents.</i>		

Facts About Employees

Faculty by Ethnicity


	Number	Percent
Total Nonminority	866	90.2%
Total Minority	94	9.8%
Asian	54	5.6%
Black	11	1.1%
Hispanic	23	2.4%
Native American	6	0.6%

Note: Faculty with a visa type of F1, F2, H1, H2, J1, J2 or TN are included with nonminorities.

Faculty by Highest Degree Earned

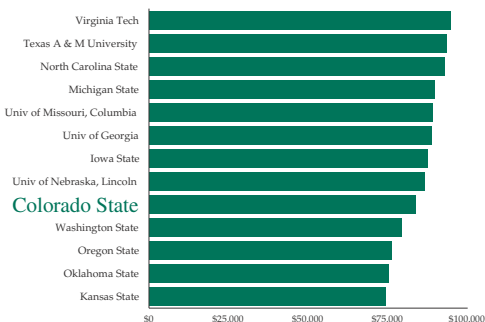
	Men	Women	Total
Master's	13	23	36
Professional Degree	48	20	68
Doctorate	652	204	856
Total	713	247	960

Student/Faculty Ratio **17:1**

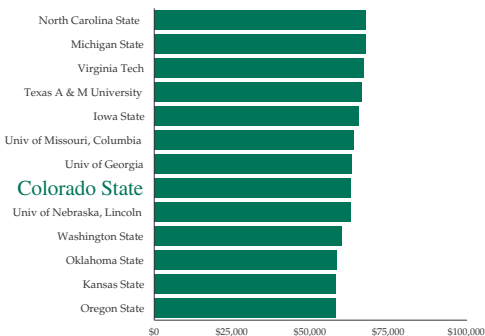


Facts About Employees

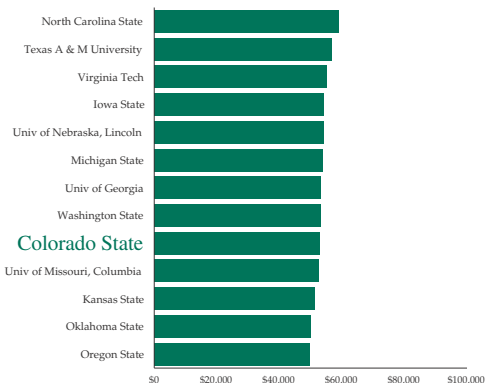
Peer Comparison Average Faculty Salaries Professor



Associate Professor



Assistant Professor



Facts About Employees

University Distinguished Professors

Barry Beatty	Microbiology
Patrick Brennan	Microbiology
Anne Fisher	Occupational Therapy
Edward Hoover	Pathology
Gordon Niswender	Physiology
Bernard Rollin	Philosophy
Holmes Rolston III	Philosophy
George Seidel	Physiology
Gary Smith	Animal Sciences
Thomas VonderHaar	Atmospheric Science
John Wiens	Biology
Robert Williams	Chemistry

University Distinguished Teaching Scholars

Ken Barbarick	Soil & Crop Sciences
James Boyd	Philosophy
Ingrid Burke	Forest Sciences
Pattie Cowell	English
Mike Palmquist	English
Robert Richburg	Education
Stephen Thompson	Chemistry
Frank Vattano	Psychology

CSU's Professional Veterinary Medicine Program is ranked second in the nation by U.S. News and World Report and is ranked first in the country in federal research dollars.

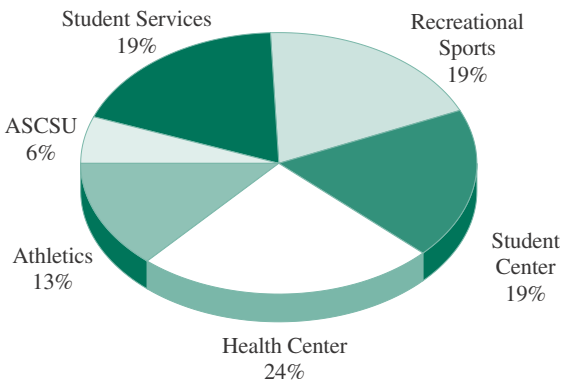


Other Facts

Full-Time Tuition and Fees

Resident		
Undergraduate		\$3,435
Graduate		3,838
Nonresident		
Undergraduate		\$12,705
Graduate		13,218

Mandatory Student Fees

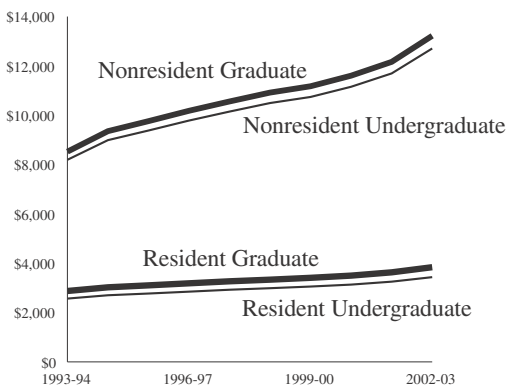


Total Fees = \$780



Other Facts

Ten-Year Tuition and Fee History



Undergraduate Technology Fees

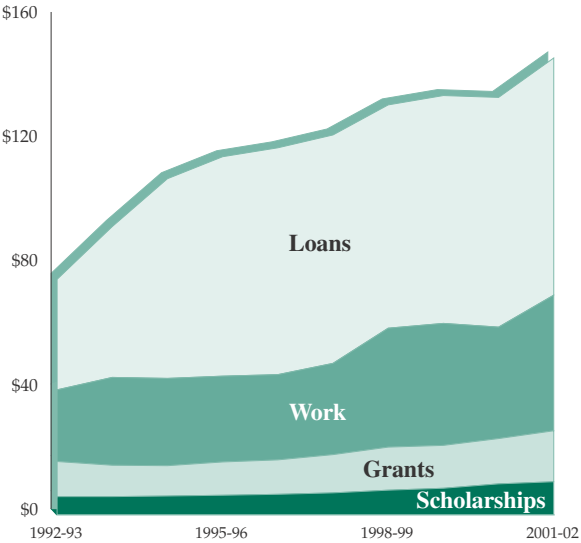
Agricultural Sciences	\$150
Applied Human Sciences	132
Business	200
Engineering	295
Intra-University (Open Option)	72
Liberal Arts	110
Natural Resources	200
Natural Sciences	200
Veterinary Medicine & Biomedical Sciences	100

Room and Board Rates

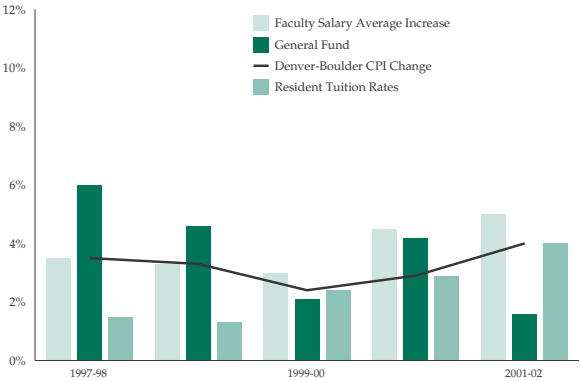
Standard Room - 12 Meals	\$5,300
Standard Room - 15 Meals	5,540
Standard Room - Unlimited Meals	5,780

Other Facts

Student Financial Resources



Annual Change in Financial Environment



Other Facts

2001-2002 External Research Funds

Federal Funds

Department of Agriculture	\$16,476,952
Department of Commerce	8,997,602
Department of Defense	11,624,658
Department of Education	4,084,371
Department of Energy	3,486,884
Department of Interior	7,116,515
Department of State	175,576
Department of Transportation	326,230
Environmental Protection Agency	2,544,502
Health & Human Services	32,298,132
Miscellaneous	14,934,262
National Science Foundation	15,929,092
NASA	5,660,932

Total Federal Funds **\$123,655,708**

Non-Federal Funds

Commercial and Other	\$41,558,620
State Funds	17,798,782

Total Non-Federal Funds **\$59,357,402**

Total **\$183,013,110**

Note: The miscellaneous category includes student aid.



Other Facts

Programs of Research and Scholarly Excellence

Biotechnology and Biosciences

- Animal Reproduction and Biotechnology Laboratory
- Program in Biochemistry and Molecular Biology
- Molecular, Cellular and Integrative Neurosciences Program

Human and Animal Health

- Program in Infectious Diseases
- Department of Occupational Therapy
- Radiological Health Sciences and Cancer Research Program

Environmental and Ecological Sciences

- Department of Atmospheric Science
- Natural Resource Ecology Laboratory
- Center for Environmental Toxicology and Technology

Social Sciences

- Tri-Ethnic Center for Prevention Research
- Center for Research on Writing and Communication Technologies

Physical and Engineering Sciences

- Department of Chemistry
- Optoelectronic Computing Systems Center
- Water Management Science and Technology Program



Calendar – Key Dates

Fall Semester 2002

August

26 Monday. Classes begin.

November

23 Saturday. Fall recess begins; no classes next week.

28-29 Thursday, Friday. Holiday - University offices closed.

December

2 Monday. Classes resume.

13 Friday. Classes end.

16-19 Monday through Friday. Final examinations.

20-21 Friday and Saturday. Commencement ceremonies.

25-27 Wednesday through Friday. Holiday - University offices closed.

Spring Semester 2003

January

1 Wednesday. Holiday - University offices closed.

20 Monday. Holiday - University offices closed.

21 Tuesday. Classes begin.

March

8 Saturday. Spring recess begins.

17 Monday. Classes resume.

May

9 Friday. Classes end.

12-16 Monday through Friday. Final examinations.

16-17 Friday and Saturday. Commencement ceremonies.

Summer Session 2003

May

19 Monday. First 4- and 12-week terms begin.

26 Monday. Holiday - University offices closed; classes in session.

June

13 Friday. First 4-week term ends.

16 Monday. Eight-week term and second 4-week term begin.

July

4 Friday. Holiday - University offices closed. No classes.

August

8 Friday. Last day of classes for all terms.

Connect with Colorado State

<http://www.colostate.edu>

Main Campus Number	491-1101
Admissions Office	491-6909
Agricultural Experiment Station.....	491-5371
Alumni Relations	491-6533
Advocacy Offices:	
Asian/Pacific American Student Services.....	491-6154
Black Student Services	491-5781
El Centro/Hispanic Student Services	491-5722
Native American Student Services	491-1332
Resources for Disabled Students	491-6385
Women's Programs and Studies	491-6384
Athletics	491-5300
Bookstore	491-6692
Colleges:	
Agricultural Sciences	491-6274
Applied Human Sciences.....	491-6331
Business	491-6471
Engineering	491-6603
Liberal Arts	491-5421
Natural Resources.....	491-6675
Natural Sciences	491-1300
Veterinary Medicine & Biomedical Sciences.....	491-7051



Connect with Colorado State

Colorado State Forest Service	491-6303
Colorado State University Foundation	491-7135
Colorado State University Office of University Development	491-7328
Conference Services	491-6222
Cooperative Extension	491-6281
Financial Aid	491-6321
Graduate School	491-6817
Housing and Food Services	491-6511
Human Resource Services	491-5793
Morgan Library	491-3977
President's Office	491-6211
Registrar's Office	491-7148
Sponsored Programs	491-6355
Student Center	491-6444
Student Employment	491-5714
University Parking Services	491-7041
University Police Department	491-6425
University Relations Department	491-6432
Veterinary Teaching Hospital	491-7101





Colorado State University is an equal opportunity/affirmative action institution and complies with all Federal and Colorado State laws, regulations, and executive orders regarding affirmative action requirements in all programs. The Office of Equal Opportunity is located in Room 101 Student Services. In order to assist Colorado State University in meeting its affirmative action responsibilities, ethnic minorities, women, and other protected class members are encouraged to apply and to so identify themselves.

Produced by the Office of Budgets
and Institutional Analysis
in cooperation with Publications and Printing.
Call (970) 491-5939 for additional copies
or more information.
This entire document is available on the Web at
<http://www.colostate.edu/Depts/OBIA/obia.html>.

**Produced by
Office of Budgets and Institutional Analysis
in cooperation with
Publications and Printing.
Call (970) 491-5939 for additional
copies or more information. This entire
document is available on the Web
at [www.colostate.edu/Depts/
OBIA/obia.html](http://www.colostate.edu/Depts/OBIA/obia.html)**

