

Table of Contents

Profile	1
--------------------------	---

Facts About Students

Student Enrollment	3
Students by Residency.	4
Students by Gender	5
Undergraduate Students by Class and Residency	5
Students by Age	6
Students by Full-Time/Part-Time Status	7
Student Level by College	8
New Freshmen Profile.	8
Students Admitted with a CCHE Index of 101 or Higher.	9
Transfer Students	9
Students by Ethnicity	10
Undergraduate Students by County	11
International Students	12
Freshmen Persistence	13
Degrees Awarded	14

Facts About Employees

University Employees	15
Faculty by Ethnicity	16
Faculty by Gender	16
Faculty by Highest Degree Earned	16
Student/Faculty Ratio	16
Average Faculty Salaries	17
Distinguished Faculty	18
Distinguished Teaching Scholars	18
Comparison of Faculty Salaries and CPI Changes	18

Other Facts

Tuition and Fees	19
Undergraduate Technology Fees	20
Room and Board Rates	20
Student Financial Resources	21
External Research Funds	22
Programs of Research and Scholarly Excellence.	23
Calendar - Key Dates	24
How to Connect with Colorado State	26

Profile

Character

Colorado State University is a land-grant institution, a space-grant institution and a Carnegie Doctoral/Research University - Extensive. Colorado State University was founded in 1870 as the Agricultural College of Colorado. The doors opened to the first students in 1879. In 1935, the school became the Colorado State College of Agriculture and Mechanic Arts, or Colorado A & M. It became Colorado State University in 1957.

Location

Fort Collins is a midsize city of approximately 118,600, located in northern Colorado at the western edge of the Great Plains and the base of the Rocky Mountains.

Campus

A 669-acre main campus (which includes 103 acres for the Veterinary Teaching Hospital), 1,715-acre foothills campus, 1,152-acre agricultural campus, and 1,177-acre Pingree Park mountain campus are located in Larimer County. Colorado State University has 3,999 acres of land for research centers and Colorado State Forest Service stations outside of Larimer County.

Colleges

The colleges include: Agricultural Sciences, Applied Human Sciences, Business, Engineering, Liberal Arts, Natural Resources, Natural Sciences and Veterinary Medicine & Biomedical Sciences.

The Arts

CSU presents more than 300 performances, exhibits and other art events each year, many of them free of charge. Facilities include the Hatton Gallery, the Curfman Gallery, the Music Recital Hall, the Lory Student Center Theatre and the Johnson Hall Main Stage.

Athletics

CSU is a member of the National Collegiate Athletic Association (NCAA) at the Division I level and the Mountain West Athletic Conference. The Rams field teams in 15 intercollegiate sports. Athletic facilities include Hughes Stadium and Moby Arena. Team colors are green and gold. CSU won the conference regular season championships in football and volleyball, won the tournament championship in women's basketball, won the Liberty Bowl in football and ranked 14th in the AP poll in football.

Budget

For FY2001, the total budget was \$503.8 million including an Education & General (E&G) budget of \$267.4 million. The E&G budget for FY2002 is \$283.4 million.

Alumni

CSU has more than 139,800 living alumni.

Outreach

Cooperative Extension has offices in 57 of 63 Colorado counties and delivers research-based information and educational programs to citizens locally. Colorado State Forest Service has 18 district offices statewide and provides information and programs on forest management, wildfire protection, community forestry and conservation education. The Colorado Agricultural Experiment Station has 10 research centers that conduct site-specific research on agriculture and related issues important to the state's social and economic well-being. The Division of Educational Outreach offers a wide range of credit and non-credit educational opportunities available on campus, off campus, and by various distance education formats.

Residence Life

CSU has 10 residence halls with a capacity of about 4,500 students. There are 718 apartment units for students with families and 190 apartments for older or graduate students.

Student Life

CSU has 300 student organizations and 27 honor societies. About 60% of the undergraduate student population participates in intramural sports and 8% of undergraduates join one of the 21 fraternities and 15 sororities.

Academic Year

CSU operates on the semester system with the fall semester beginning in late August and ending before Christmas. The spring semester begins in January and ends in May. There are 12 weeks in the regular summer session.

Libraries

Library holdings include more than 2 million books, bound journals and government documents. The library has 300 public terminals to access specialized indexes and web-based sources. Over 500 subscription-based electronic resources and 10,000 journal subscriptions are available on site or by remote access. An expedited interlibrary loan service for delivery of materials from other libraries is available and the circulation desk offers 30 laptop computers for checkout and use in the library.

Capital Construction

CSU has received over \$130 million in state appropriated capital funds in the past seven years, including over \$31 million in FY2001.

International Programs

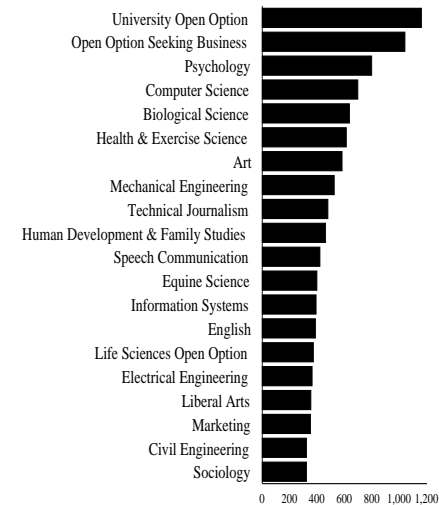
CSU has internationally-active faculty with a long history of involvement in international programs, including exchange and study abroad opportunities for students, project work and relationships with partner institutions abroad. Over 1,000 foreign students and scholars study on campus. CSU is consistently one of the top-ranking universities in the nation for the recruitment of Peace Corps volunteers.

Facts about Students

Fall 2001 Enrollment

There are 23,934 students from every state and 95 foreign countries. Colorado residents make up about 77 percent of the total enrollment and 11.5 percent of students with U.S. residency are ethnic minorities. There are 19,899 undergraduate, 3,507 graduate and 528 professional veterinary medicine students. The entering freshman class totals 3,720 students. On the average, entering freshmen rank in the 74th percentile of their graduating class, bring a 3.55 grade point average, and have an average ACT composite score of 24 or SAT combined score of 1,106.

Top Twenty Undergraduate Programs by Number of Majors

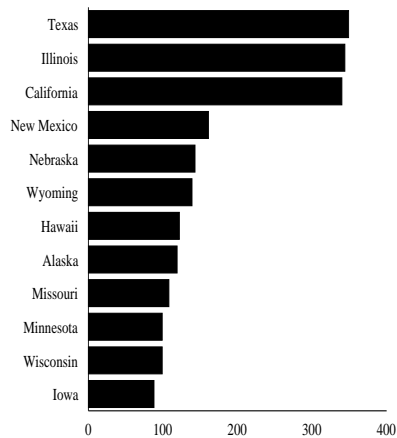


Note: If all the undergraduate concentrations in Business were added together, Business would be the largest major with 2,007 students.

Students by Residency

	<u>Resident</u>	<u>Nonresident</u>	<u>Total</u>
Undergraduate	15,864	4,035	19,899
Graduate	2,334	1,173	3,507
Professional			
Veterinary Medicine	298	230	529
Total	18,496	5,438	23,934

Top Twelve States of Residence for Nonresident Undergraduates



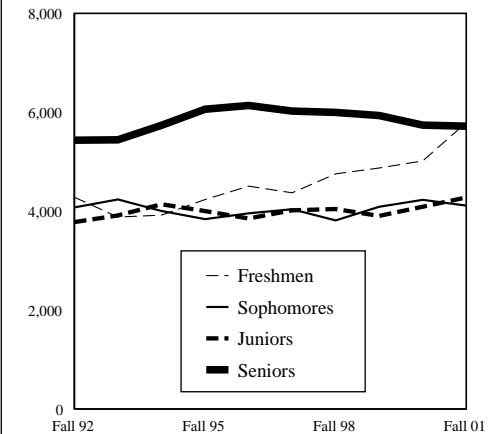
Students by Gender

	<u>Men</u>	<u>Women</u>
Undergraduate	9,476	10,423
Graduate	1,748	1,759
Professional Veterinary Medicine	144	384
Total	11,368	12,566

Undergraduates by Class and Residency

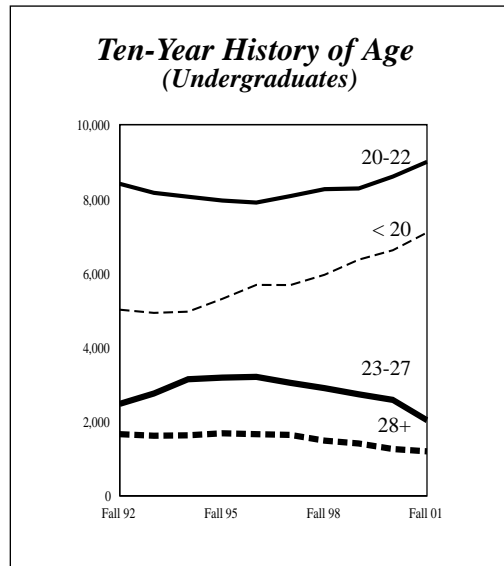
	<u>Resident</u>	<u>Nonresident</u>	<u>Total</u>
Freshmen	4,448	1,342	5,790
Sophomore	3,257	856	4,113
Junior	3,417	860	4,277
Senior	4,742	977	5,719
Total	15,864	4,035	19,899

Ten-Year Class History



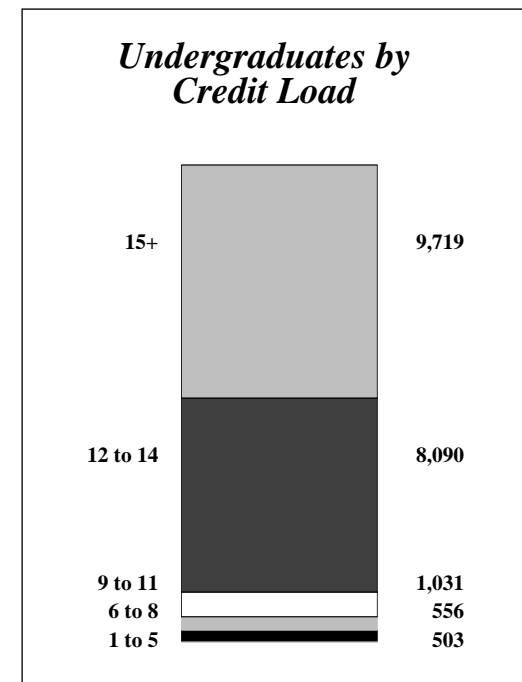
Students by Age

	<u>Under-graduate</u>	<u>Graduate</u>	<u>PVM</u>	<u>Total</u>
17 & Under	199	0	0	199
18--19	6,894	0	0	6,894
20--21	6,947	52	14	7,013
22--23	3,076	436	98	3,610
24--25	1,013	542	118	1,673
26--27	567	483	89	1,139
28--29	318	394	60	772
30--34	410	701	99	1,210
35--39	200	367	30	597
40--49	220	407	16	643
50 & Over	50	123	4	177
Not Reported	5	2	0	7
Total	19,899	3,507	528	23,934
Mean Age	21	31	28	23



Students by Full-Time/ Part-Time Status

	<u>Full-Time</u>	<u>Part-Time</u>
Undergraduate	17,809	2,090
Graduate	1,740	1,767
Professional Veterinary Medicine	528	0
Total	20,077	3,857



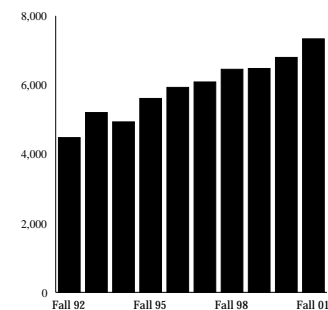
Full-Time (for the purposes of)

Fees	6 + credits	19,396
Tuition	9 + credits	18,840
Financial Aid	12 + credits	17,809
Graduation in 4 Years	15 + credits	9,719

Student Level by College

	<i>Under- graduates</i>	<i>Graduates</i>
Agricultural Sciences	1,331	226
Applied Human Sciences	2,987	718
Business	2,007	191
Engineering	1,474	509
Intra-University	3,153	252
Liberal Arts	4,082	477
Natural Resources	1,050	258
Natural Sciences	3,247	552
Veterinary Med & Bio Sci	568	324
Professional Veterinary Medicine	---	528
Total	19,899	4,035

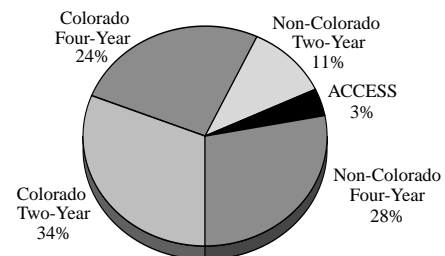
Students Admitted with a CCHE Index of 101 or Higher



New Freshmen Profile

<i>New Freshmen</i>	3,720
<i>Percent of Admitted Students who Enroll</i>	40%
<i>Mean High School Percentile Rank</i>	74
<i>Mean High School GPA</i>	3.55
<i>Mean ACT Composite</i>	24.0
<i>Mean SAT Verbal</i>	549
<i>Mean SAT Math</i>	557
<i>Mean CCHE Index</i>	110

Transfer Students



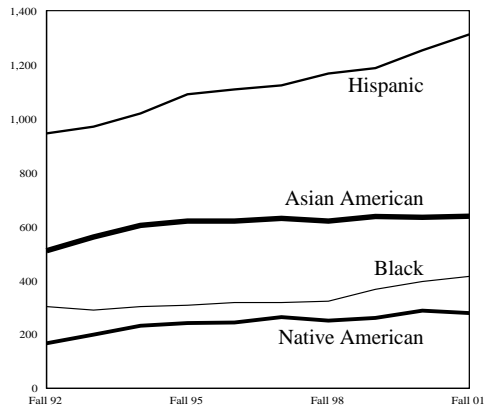
Total Transfers = 1,789

Students by Ethnicity

	<u>Under-graduate</u>	<u>Graduate</u>	<u>PVM</u>	<u>Total</u>
Asian American	529	85	24	638
Black	369	41	5	415
Hispanic	1,168	108	36	1,312
International	243	669	3	915
Native American	227	41	11	279
Other	537	213	34	784
White	16,826	2,350	415	19,591
Total	19,899	3,507	528	23,934
Minority		11.5%		
Nonminority		88.5%		

Note: International students are excluded from minority and nonminority percentages. Ethnicity is self-reported.

Ten-Year History of Ethnic Enrollment



Yahoo magazine recently ranked CSU as the "most wired" university in the state of Colorado and 42nd in the nation. The survey examined how universities have incorporated network technologies into campus life.

Undergraduates by County

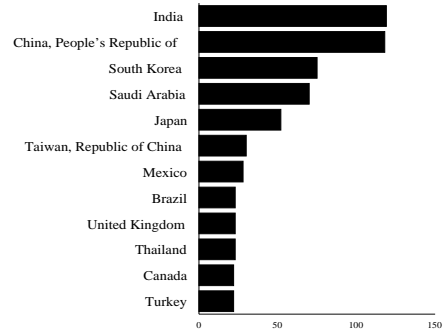
Adams	600	Lake	22
Alamosa	47	La Plata	142
Arapahoe	1,955	Larimer	3,925
Archuleta	23	Las Animas	31
Baca	14	Lincoln	20
Bent	10	Logan	93
Boulder	1,100	Mesa	310
Chaffee	57	Mineral	3
Cheyenne	5	Moffat	33
Clear Creek	18	Montezuma	78
Conejos	25	Montrose	94
Costilla	8	Morgan	87
Crowley	8	Otero	55
Custer	11	Ouray	2
Delta	72	Park	38
Denver	585	Phillips	31
Dolores	6	Pitkin	29
Douglas	841	Prowers	44
Eagle	97	Pueblo	265
Elbert	71	Rio Blanco	12
El Paso	1,475	Rio Grande	40
Fremont	83	Routt	125
Garfield	130	Saguache	11
Gilpin	10	San Juan	6
Grand	63	San Miguel	12
Gunnison	56	Sedgwick	13
Hinsdale	3	Summit	76
Huerfano	10	Teller	70
Jackson	6	Washington	34
Jefferson	1,900	Weld	734
Kiowa	9	Yuma	43
Kit Carson	39		

County Not Reported 49

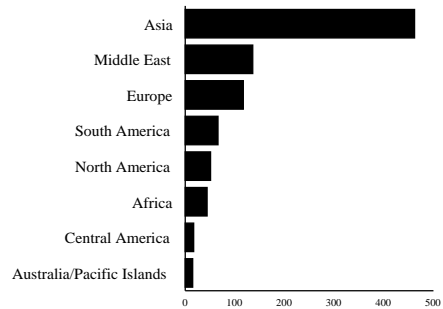
Total 15,864

Note: County listed is county of residence upon entrance to CSU.

Top Countries of Residence for International Students

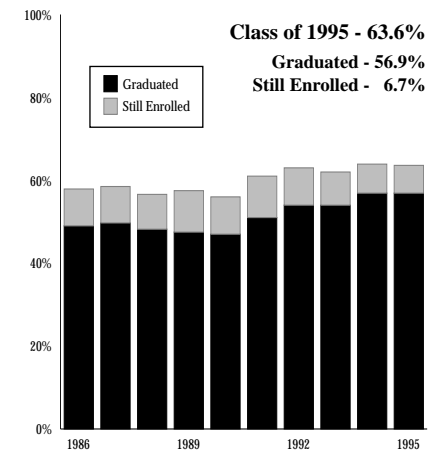


International Students by Region



Total International Students = 915

Freshmen Persistence Ten-Year History



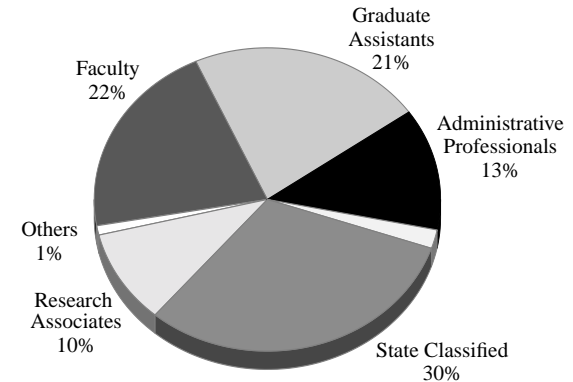
Note: Persistence includes students who have graduated and those still enrolled at the end of the five-year study period which includes summer.

Degrees Awarded

	<u>Year First Awarded</u>	<u>2000-01</u>	<u>To Date</u>
Bachelor's	1884	3,860	120,984
Master's	1893	950	28,485
Ph.D.	1955	157	5,701
D.V.M.	1904	131	5,988
Total		5,098	161,158

Degree Programs: CSU offers bachelor's degrees in 65 fields, master's degree in 55 fields, doctoral degrees in 40 fields and a professional degree in Veterinary Medicine.

Facts About Employees



Total Employees

<i>Faculty</i>	<i>1,555</i>
<i>(Tenure-Track)</i>	<i>995</i>
<i>(Administrative)</i>	<i>36</i>
<i>(Special Appointments)</i>	<i>173</i>
<i>(Temporary Appointments)</i>	<i>351</i>
<i>Administrative Professionals</i>	<i>1,677</i>
<i>(Research Associates)</i>	<i>733</i>
<i>(Other)</i>	<i>944</i>
<i>State Classified</i>	<i>2,206</i>
<i>Graduate Assistants</i>	<i>1,548</i>
<i>Postdoctorates</i>	<i>182</i>
<i>Others</i>	<i>80</i>
Total Employees	7,248

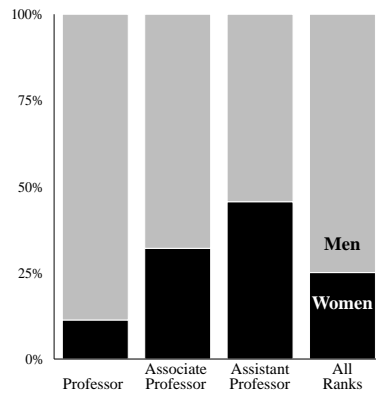
Note: Administrative faculty includes vice-presidents, deans, etc. All appointment types and fund groups are included. Others include veterinary interns and veterinary residents.

Faculty by Ethnicity

	<u>Number</u>	<u>Percent</u>
Total Nonminority	897	90.2%
Total Minority	98	9.8%
Asian	54	5.4%
Black	11	1.1%
Hispanic	27	2.7%
Native American	6	0.6%

Note: Faculty with a visa type of F1, F2, H1, H2, J1, J2 or TN are included with nonminorities.

Gender by Faculty Rank



Faculty by Highest Degree Earned

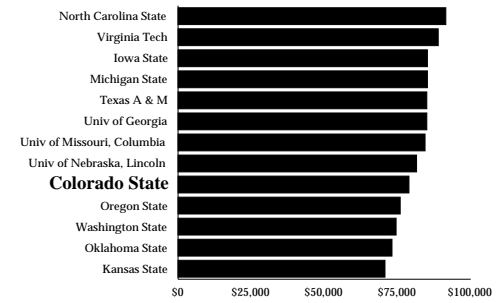
	<u>Men</u>	<u>Women</u>	<u>Total</u>
Master's	15	24	39
Professional Degree	50	16	66
Doctorate	679	211	890
Total	744	251	995

Student/Faculty Ratio

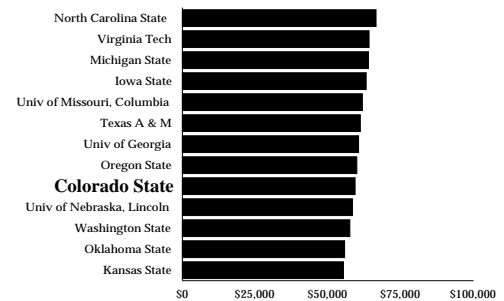
The ratio of students to faculty is 18 to 1.

Peer Comparison Average Faculty Salaries

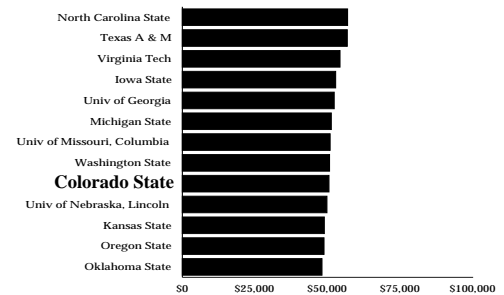
Professor



Associate Professor



Assistant Professor



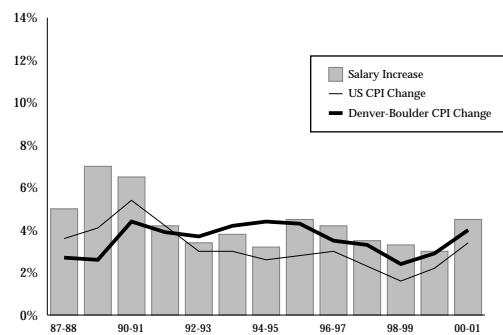
Distinguished Faculty

Barry Beatty	Microbiology
Patrick Brennan	Microbiology
Anne Fisher	Occupational Therapy
Edward Hoover	Pathology
Gordon Niswender	Physiology
Bernard Rollin	Philosophy
Holmes Rolston III	Philosophy
George Seidel	Physiology
Gary Smith	Animal Sciences
Thomas VonderHaar	Atmospheric Science
John Wiens	Biology

Distinguished Teaching Scholars

Ken Barbarick	Soil & Crop Sciences
James Boyd	Philosophy
Ingrid Burke	Forest Sciences
Pattie Cowell	English
Mike Palmquist	English
Robert W. Richburg	Education
Stephen Thompson	Chemistry
Frank Vattano	Psychology

Comparison of Faculty Salary and CPI Changes

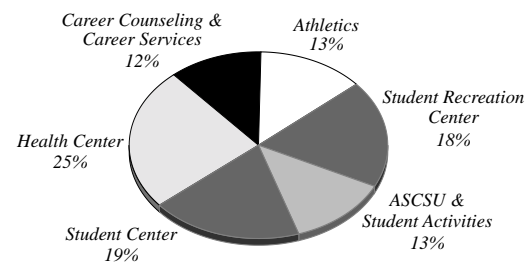


Other Facts

Full-Time Tuition and Fees 2001-02 Academic Year

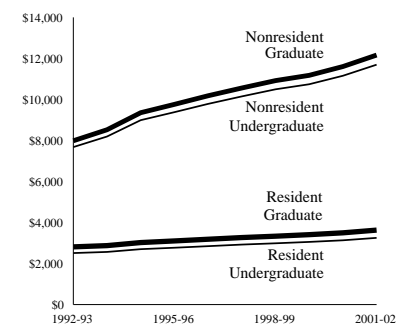
Resident	
Undergraduate	\$3,252
Graduate	3,630
Nonresident	
Undergraduate	\$11,694
Graduate	12,162

Mandatory Student Fees



Total Fees = \$750.44

Ten-Year Tuition and Fee History



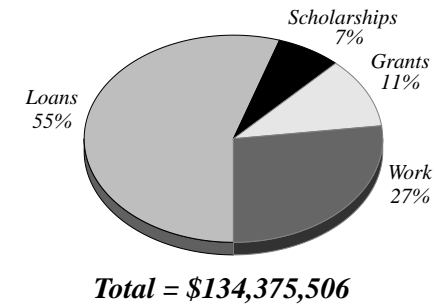
Undergraduate Technology Fees Academic Year

Agricultural Sciences	\$150
Applied Human Sciences	126
Business	200
Engineering	295
Intra-University (Open Option)	72
Liberal Arts	106
Natural Resources	200
Natural Sciences	200
Veterinary Med & Bio Sci	100

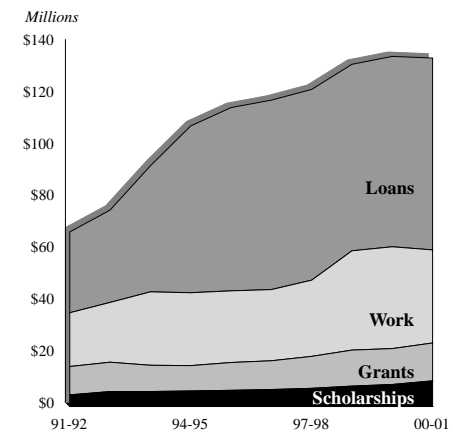
Room and Board Rates 2001-02 Academic Year

Standard Room - 12 Meals	\$5,040
Standard Room - 15 Meals	5,292
Standard Room - Unlimited Meals	5,538

Student Financial Resources



History of Student Financial Resources



CSU's Professional Veterinary Medicine Program is ranked second in the nation by U.S. News and World Report and is ranked first in the country in federal research dollars.

2000-01 External Research Funds

Federal Funds

Department of Agriculture	\$13,968,856
Department of Commerce	8,572,960
Department of Defense	10,959,044
Department of Education	3,066,835
Department of Energy	2,420,569
Department of Interior	5,990,628
Department of State	128,720
Department of Transportation	266,231
Environmental Protection Agency	2,146,276
Health & Human Services	28,989,112
Miscellaneous	13,469,017
National Science Foundation	14,074,957
NASA	4,779,923

Total Federal Funds \$108,833,128

Non-Federal Funds

Commercial and Other	\$38,005,059
State Funds	19,098,968

Total Non-Federal Funds \$57,104,027

Total \$165,937,155

Note: The miscellaneous category includes student aid.

Programs of Research and Scholarly Excellence

Biotechnology and Biosciences

- Animal Reproduction & Biotechnology Laboratory
- Program in Biochemistry & Molecular Biology
- Molecular, Cellular & Integrative Neurosciences Program

Human and Animal Health

- Program in Infectious Diseases
- Department of Occupational Therapy
- Radiological Health Sciences & Cancer Research Program

Environmental and Ecological Sciences

- Department of Atmospheric Science
- Natural Resource Ecology Laboratory
- Center for Environmental Toxicology & Technology

Social Sciences

- Tri-Ethnic Center for Prevention Research
- Center for Research on Writing & Communication Technologies

Physical and Engineering Sciences

- Department of Chemistry
- Optoelectronic Computing Systems Center
- Water Management Science & Technology Program

Colorado State's Animal Reproduction Lab produces another first: Foals, born this past summer from frozen mare's eggs.

Calendar - Key Dates

Fall Semester 2001

August

20 Monday. Classes begin.

November

17 Saturday. Fall recess begins; no classes next week.

22-23 Thursday, Friday. Holiday - University offices closed.

26 Monday. Classes resume.

December

7 Friday. Classes end.

10-14 Monday through Friday. Final examinations.

14-15 Friday and Saturday. Commencement ceremonies.

24-26 Monday through Wednesday. Holiday - University offices closed.

Spring Semester 2002

January

1 Tuesday. Holiday - University offices closed.

14 Monday. Classes begin.

21 Monday. Holiday - University offices closed.

March

9 Saturday. Spring recess begins.

18 Monday. Classes resume.

May

3 Friday. Classes end.

6-10 Monday through Friday. Final examinations.

10-11 Friday and Saturday. Commencement ceremonies.

Summer Session 2002

May

13 Monday. Four- and 12-week terms begin.

27 Monday. Holiday - University offices closed; classes in session.

June

7 Friday. Four-week term ends.

10 Monday. Eight-week term and second four-week term begin.

July

4 Thursday. Holiday - University offices closed. No classes.

August

2 Friday. Last day of classes for all terms.

How to Connect with Colorado State

CSU's home page address: <http://www.colostate.edu>

Main Campus Number	491-1101
Admissions Office	491-6909
Agricultural Experiment Station	491-5371
Alumni Relations	491-6533
Advocacy Offices:	
Asian/Pacific American Student	
Services	491-6154
Black Student Services	491-5781
El Centro/Hispanic Student Services	491-5722
Native American Student Services	491-1332
Resources for Disabled Students	491-6385
Women's Programs and Studies	491-6384
Athletics	491-5300
Bookstore	491-6692
Colleges:	
Agricultural Sciences	491-6274
Applied Human Sciences	491-6331
Business	491-6471
Engineering	491-6603
Liberal Arts	491-5421
Natural Resources	491-6675
Natural Sciences	491-1300
Veterinary Medicine & Biomedical	
Sciences	491-7051
Colorado State Forest Service	491-6303
Colorado State University Foundation	491-7135
Colorado State University Office of	
University Development	491-7328
Conference Services	491-6222
Cooperative Extension	491-6281
Financial Aid	491-6321
Graduate School	491-6817
Housing and Food Services	491-6511
Human Resource Services	491-5793
Morgan Library	491-3977
President's Office	491-6211
Registrar's Office	491-7148
Sponsored Programs	491-6355
Student Center	491-6444
Student Employment	491-5714
University Parking Services	491-7041
University Police Department	491-6425
University Relations Department	491-6432
Veterinary Teaching Hospital	491-7101

Colorado State University is an equal opportunity/affirmative action institution and complies with all Federal and Colorado State laws, regulations, and executive orders regarding affirmative action requirements in all programs. The Office of Equal Opportunity is located in Room 101 Student Services. In order to assist Colorado State University in meeting its affirmative action responsibilities, ethnic minorities, women, and other protected class members are encouraged to apply and to so identify themselves.

Produced by the Office of Budgets and Institutional Analysis in cooperation with Publications and Printing.
 Call (970) 491-5939 for additional copies or more information.
 This entire document is available on the Web at <http://www.colostate.edu/Depts/OBIA/obia.html>.