

# Table of Contents

<b>Profile</b> . . . . .	1
--------------------------	---

## **Facts About Students**

Student Enrollment . . . . .	3
Students by Residency. . . . .	4
Students by Gender . . . . .	5
Undergraduates by Class . . . . .	5
Students by Age . . . . .	6
Full-Time/Part-Time Students. . . . .	7
Student Level by College . . . . .	8
New Freshmen Profile. . . . .	8
New Freshmen - CCHE Index. . . . .	9
Transfer Students . . . . .	9
Students by Ethnicity . . . . .	10
Undergraduates by County . . . . .	11
International Students . . . . .	12
Freshmen Persistence . . . . .	13
Degrees Awarded . . . . .	14

## **Facts About Employees**

University Employees . . . . .	15
Faculty by Ethnicity . . . . .	16
Gender by Faculty Rank. . . . .	16
Faculty by Highest Degree Earned . . . . .	16
Student-Faculty Ratio . . . . .	16
Average Faculty Salaries . . . . .	17
Distinguished Faculty . . . . .	18
Distinguished Teaching Scholars . . . . .	18
Comparison of Faculty Salaries and CPI Changes . . . . .	18

## **Other Facts**

Tuition and Fees . . . . .	19
Undergraduate Technology Fees . . . . .	20
Room and Board Rates . . . . .	20
Student Financial Resources . . . . .	21
External Research Funds . . . . .	22
Programs of Research and Scholarly Excellence. . . . .	23
Calendar - Key Dates . . . . .	24
How to Connect with Colorado State . . . . .	26

# Profile

## **Character**

Colorado State University is a land-grant institution, a space-grant institution and a Carnegie Doctoral/Research University - Extensive. It consists of eight colleges, 55 academic departments, the Agricultural Experiment Station, Cooperative Extension, the Colorado State Forest Service and the Division of Educational Outreach.

## **History**

Colorado State University was founded in 1870 as the Agricultural College of Colorado. The doors opened to the first students in 1879. In 1935, the school became the Colorado State College of Agriculture and Mechanic Arts, or Colorado A & M. It became Colorado State University in 1957.

## **Location**

Fort Collins is a midsize city of approximately 115,600, located in Northern Colorado at the western edge of the Great Plains and the base of the Rocky Mountains. Fort Collins was recently named the Best Small Town in the West by Money Magazine.

## **Campus**

The campuses cover 5,310 acres in Larimer County, including the 669-acre main campus (which includes 103 acres for the Veterinary Teaching Hospital), 1,715-acre foothills campus, 891-acre agricultural campus, and 1,177-acre Pingree Park mountain campus. Colorado State University has 3,999 acres of land for research centers and Colorado State Forest Service stations outside of Larimer County. There are Cooperative Extension offices in 57 Colorado counties.

## **The Arts**

CSU presents more than 300 performances, exhibits and other art events each year, many of them free of charge. Facilities include the Hatton Gallery, the Curfman Gallery, the Music Recital Hall, the Lory Student Center Theatre and the Johnson Hall Main Stage.

## **Athletics**

CSU is a member of the National Collegiate Athletic Association (NCAA) at the Division I level and the Mountain West Athletic Conference. The Rams field teams in 15 intercollegiate sports and athletic facilities include Hughes Stadium and Moby Arena. Team colors are green and gold. CSU won conference championships in volleyball and football in 1999-2000.

## **Budget**

For FY2000, the total budget was \$482.1 million including an Education & General (E&G) budget of \$257.7 million. The E&G budget for FY2001 is \$271.6 million.

## **Accreditation**

CSU is accredited by the North Central Association of Colleges and Schools and numerous other accrediting organizations.

## **Alumni**

CSU has more than 135,500 living alumni.

### ***Outreach***

CSU is uniquely connected to Colorado communities via Cooperative Extension, the Colorado Agricultural Experiment Station, the Colorado State Forest Service and the Division of Outreach Education. Cooperative Extension has offices in 57 of 63 Colorado counties and delivers research-based information and educational programs to citizens locally. The Colorado State Forest Service has 18 district offices statewide and provides information and programs on forest management, wildfire protection, community forestry and conservation education. The Agricultural Experiment Station has 10 research centers that conduct site-specific research on agriculture and related issues important to the state's social and economic well-being. The Division of Educational Outreach offers a wide range of credit and noncredit educational opportunities available on campus, off campus, and by various distance education formats.

### ***Residence Life***

CSU has 10 residence halls with a capacity of about 4,500 students. There are 21 fraternities and 14 sororities, 718 apartment units for students with families and 190 apartments for older or graduate students.

### ***Academic Year***

CSU operates on the semester system with the fall semester beginning in late August and ending before Christmas. The spring semester begins in January and ends in May. There are 12 weeks in the regular summer session.

### ***Libraries***

The Morgan Library provides more than 200 public terminals to access specialized indexes and web-based sources. Library holdings include more than 2 million books, bound journals and government documents. More than 20,000 journal subscriptions are available in the Journal Reading Room and over 500 subscription-based electronic resources are available either on-site or by remote access. The collections are enhanced by an expedited interlibrary loan service for delivery of materials from other libraries. University archives and special collections are housed in Morgan Library. The circulation desk offers 20 laptop computers available for check out and use in the library.

### ***Capital Construction***

CSU has received over \$87 million in state appropriated capital funds in the past six years, including over \$23 million in 1998-99.


### ***International Programs***

CSU administers 17 reciprocal exchange and one-way study abroad programs and is a member of the International Student Exchange Program which provides exchange opportunities with approximately 100 universities worldwide. In addition, CSU students study abroad through a variety of other programs offered by study abroad organizations and other universities. CSU is consistently one of the top-ranking universities in the nation for the recruitment of Peace Corps volunteers.

## ***Facts about Students Fall 2000 Enrollment***

*There are 23,098 students from every state and 94 foreign countries. Colorado residents make up about 77 percent of the total enrollment and 11.5 percent of students with U.S. residency are ethnic minorities. There are 19,075 undergraduate, 3,494 graduate and 529 professional veterinary medicine students. The entering freshman class totals 3,314 students. On the average, entering freshmen rank in the 76th percentile of their graduating class, bring a 3.5 grade point average, and have an average ACT composite score of 24 or SAT combined score of 1,108.*

### ***Top Twenty Undergraduate Programs by Number of Majors***

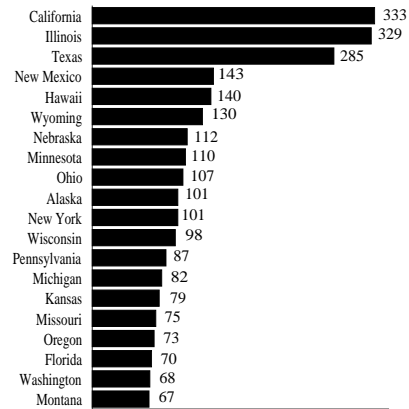


*Note: If all the undergraduate concentrations in Business were added together, Business would be the largest major with 2,120 students.*

### ***Students by Residency***

	<u><i>Resident</i></u>	<u><i>Nonresident</i></u>	<u><i>Total</i></u>
Undergraduate	15,246	3,829	19,075
Graduate	2,323	1,171	3,494
Professional			
Veterinary Medicine	299	230	529
<b>Total</b>	<b>17,868</b>	<b>5,230</b>	<b>23,098</b>

#### ***Top Twenty States of Residence for Nonresident Undergraduates***



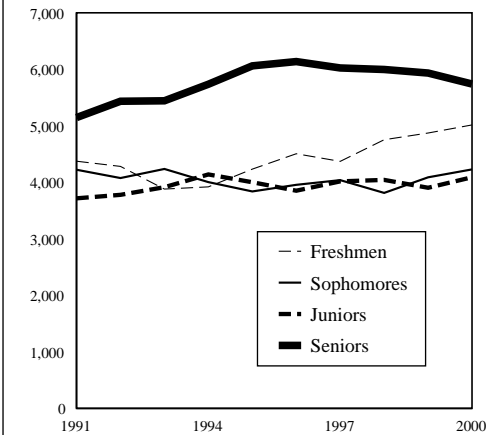
### ***Students by Gender***

	<u><i>Men</i></u>	<u><i>Women</i></u>
Undergraduate	9,103	9,972
Graduate	1,763	1,731
Professional Veterinary Medicine	140	389
<b>Total</b>	<b>11,006</b>	<b>12,092</b>

### ***Undergraduates by Class and Residency***

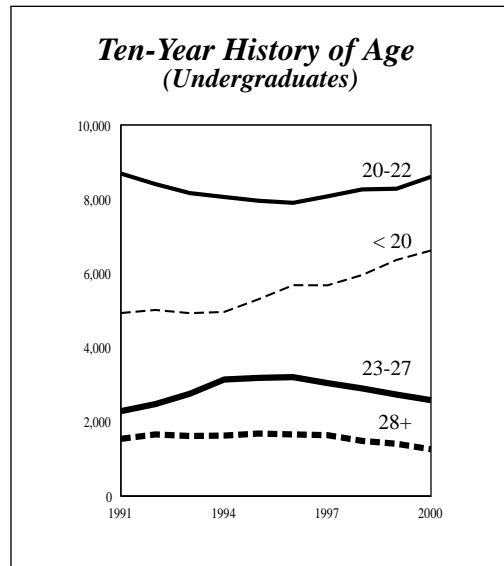
	<u><i>Resident</i></u>	<u><i>Nonresident</i></u>	<u><i>Total</i></u>
Freshmen	3,896	1,120	5,016
Sophomore	3,324	905	4,229
Junior	3,238	852	4,090
Senior	4,788	952	5,740
<b>Total</b>	<b>15,246</b>	<b>3,829</b>	<b>19,075</b>

### ***Ten-Year Class History***



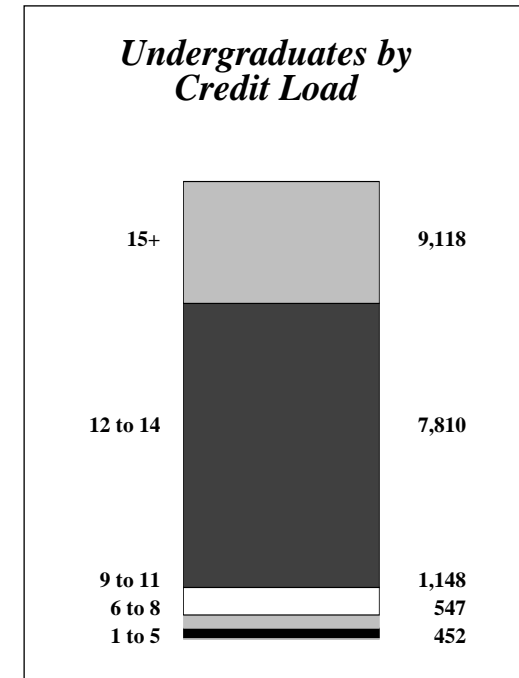
## Students by Age

	<u>Under-graduate</u>	<u>Graduate</u>	<u>PVM</u>	<u>Total</u>
17 & Under	189	0	0	189
18--19	6,428	0	0	6,428
20--21	6,431	32	8	6,471
22--23	3,190	404	95	3,689
24--25	1,013	559	123	1,695
26--27	553	491	91	1,135
28--29	349	399	73	821
30--34	427	684	89	1,200
35--39	205	392	30	627
40--49	231	430	17	678
50 & Over	49	97	3	149
Not Reported	10	6	0	16
<b>Total</b>	<b>19,075</b>	<b>3,494</b>	<b>529</b>	<b>23,098</b>
<b>Mean Age</b>	<b>21</b>	<b>31</b>	<b>28</b>	<b>23</b>



## Students by Full-Time/ Part-Time Status

	<u>Full-Time</u>	<u>Part-Time</u>
Undergraduate	16,928	2,147
Graduate	1,826	1,668
Professional Veterinary Medicine	529	0
<b>Total</b>	<b>19,283</b>	<b>3,815</b>



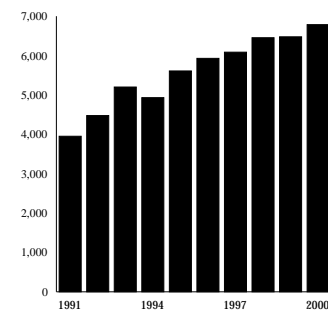
### Full-Time (for the purposes of)

Fees	6+ credits	18,623
Tuition	9+ credits	18,076
Financial Aid	12+ credits	16,928
Graduation in 4 Years	15+ credits	9,118

## *Student Level by College*

	<i>Under- graduates</i>	<i>Graduates</i>
Agricultural Sciences	1,406	251
Applied Human Sciences	2,896	700
Business	2,120	226
Engineering	1,374	474
Intra-University	2,651	256
Liberal Arts	3,825	462
Natural Resources	1,168	261
Natural Sciences	3,042	546
Veterinary Med & Bio Sci	593	318
Professional Veterinary Medicine	---	529
<b>Total</b>	<b>19,075</b>	<b>4,023</b>

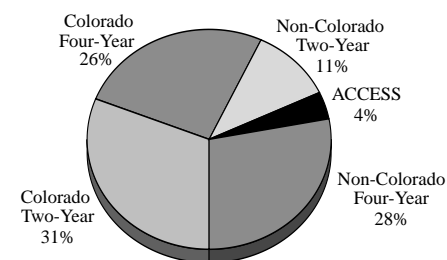
## *Students Admitted with a CCHE Index of 101 or Higher*



## *Fall 2000 New Freshmen Profile*

<i>New Freshmen</i>	3,314
<i>Percent of Admitted Students who Enroll</i>	39%
<i>Mean High School Percentile Rank</i>	76
<i>Mean High School GPA</i>	3.5
<i>Mean ACT Composite</i>	24
<i>Mean SAT Verbal</i>	551
<i>Mean SAT Math</i>	557
<i>Mean CCHE Index</i>	110

## *Transfer Students*



**Total Transfers = 1,776**

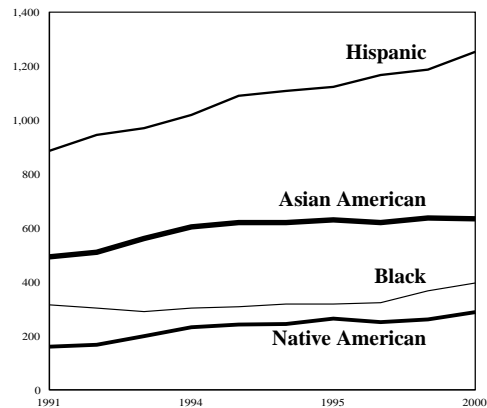
## Students by Ethnicity

	<u>Under- graduates</u>	<u>Graduates</u>	<u>PVM</u>	<u>Total</u>
Asian American	531	82	21	634
Black	339	52	5	396
Hispanic	1,110	104	39	1,253
International	204	614	2	820
Native American	242	38	8	288
Other	512	205	29	746
White	16,137	2,399	425	18,961
<b>Total</b>	<b>19,075</b>	<b>3,494</b>	<b>529</b>	<b>23,098</b>

**Minority** 11.5%  
**Nonminority** 88.5%

Note: International students are excluded from minority and nonminority percentages.  
Ethnicity is self-reported.

## Ten-Year History of Ethnic Enrollment

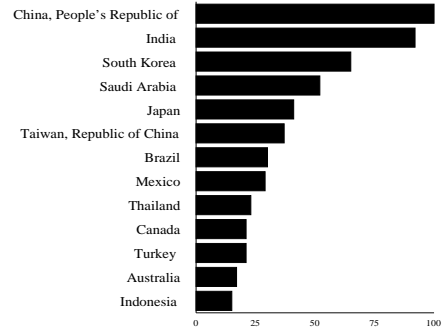


## Undergraduates by County

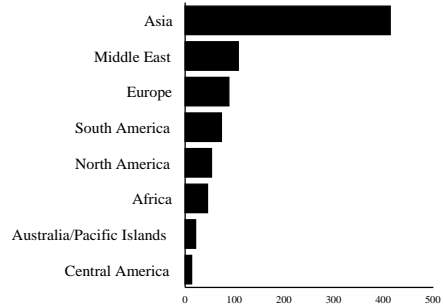
Adams	571	Lake	18
Alamosa	40	La Plata	131
Arapahoe	1,843	Larimer	4,038
Archuleta	13	Las Animas	28
Baca	17	Lincoln	21
Bent	6	Logan	91
Boulder	1,066	Mesa	293
Chaffee	51	Mineral	2
Cheyenne	3	Moffat	27
Clear Creek	19	Montezuma	68
Conejos	23	Montrose	85
Costilla	13	Morgan	91
Crowley	6	Otero	62
Custer	9	Ouray	5
Delta	64	Park	38
Denver	576	Phillips	28
Dolores	7	Pitkin	26
Douglas	724	Prowers	44
Eagle	90	Pueblo	273
Elbert	61	Rio Blanco	20
El Paso	1,410	Rio Grande	26
Fremont	78	Routt	129
Garfield	109	Saguache	7
Gilpin	11	San Juan	5
Grand	49	San Miguel	11
Gunnison	56	Sedgwick	11
Hinsdale	1	Summit	89
Huerfano	11	Teller	72
Jackson	4	Washington	33
Jefferson	1,772	Weld	654
Kiowa	9	Yuma	38
Kit Carson	42		
		County Not Reported	28
		<b>Total</b>	<b>15,246</b>

Note: County listed is county of residence upon entrance to CSU.

### ***Top Countries of Residence for International Students***

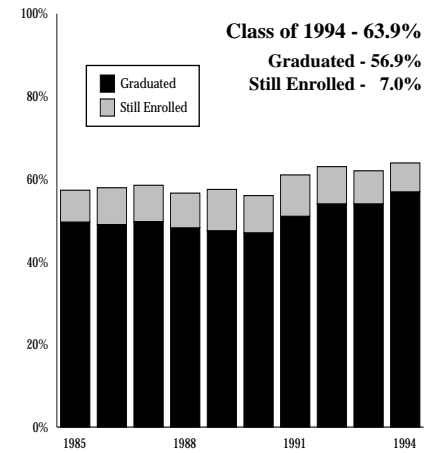


### ***International Students by Region***



***Total International Students = 820***

### ***Freshmen Persistence Ten-Year History***



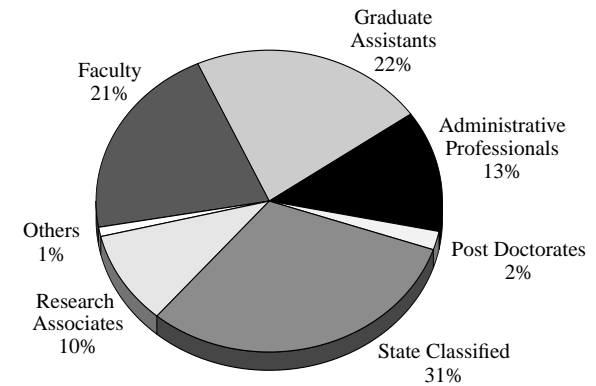
*Note: Persistence includes students who have graduated and those still enrolled at the end of the five-year study period which includes summer.*

## Degrees Awarded

	<i><u>Year First Awarded</u></i>	<i><u>1999-2000</u></i>	<i><u>To Date</u></i>
Bachelor's	1884	3,621	117,124
Master's	1893	1,053	27,535
Ph.D.	1955	180	5,544
D.V.M.	1904	129	5,857
<b>Total</b>		<b>4,983</b>	<b>156,060</b>

*Degree Programs: CSU offers bachelor's degrees in 73 fields, master's degree in 62 fields, doctoral degrees in 37 fields and a professional degree in Veterinary Medicine.*

## Facts About Employees



### Total Employees

<i>Faculty</i>	<i>1,543</i>
<i>Administrative Professionals</i>	<i>1,611</i>
<i>(Research Associates)</i>	<i>693</i>
<i>(Other)</i>	<i>918</i>
<i>State Classified</i>	<i>2,203</i>
<i>Graduate Assistants</i>	<i>1,537</i>
<i>Post Doctorates</i>	<i>167</i>
<i>Others</i>	<i>79</i>
<b>Total Employees</b>	<b>7,140</b>

*Note: Faculty include all employees with an employee type of 'F' or 'FT'. All appointment types and fund groups are included. Others include postdoctoral trainees, veterinary interns and veterinary residents.*

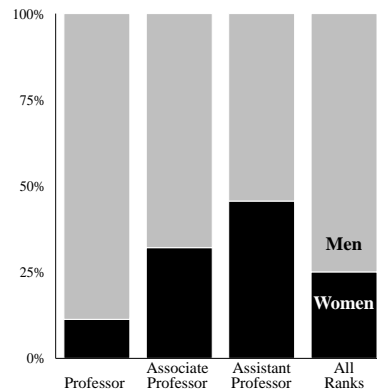


## Faculty by Ethnicity

	<u>Number</u>	<u>Percent</u>
<b>Total Nonminority</b>	<b>898</b>	<b>90.4%</b>
<b>Total Minority</b>	<b>95</b>	<b>9.6%</b>
Native American	9	0.9%
Black	9	0.9%
Asian	51	5.2%
Hispanic	26	2.6%

*Note: Faculty with a visa type of F1, F2, H1, H2, J1, J2 or TN are included with nonminorities.*

## Gender by Faculty Rank



## Faculty by Highest Degree Earned

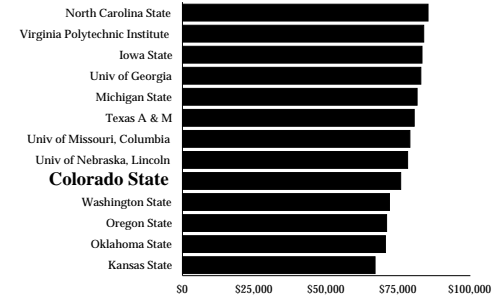
	<u>Men</u>	<u>Women</u>	<u>Total</u>
Master's	14	22	36
Professional Degree	52	17	69
Doctorate	678	210	888
<b>Total</b>	<b>744</b>	<b>249</b>	<b>993</b>

### Student-Faculty Ratio

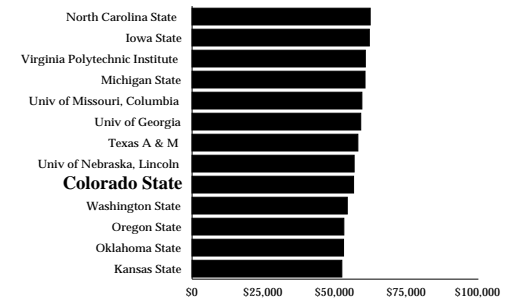
*The ratio of FTE students to tenure-track instructional faculty is 21 to 1. The ratio of headcount students to all faculty is 15 to 1.*

## Peer Comparison Average Faculty Salaries

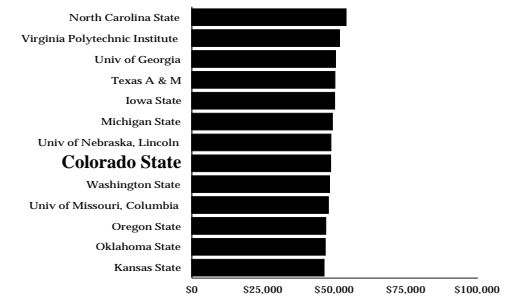
### Professor



### Associate Professor



### Assistant Professor

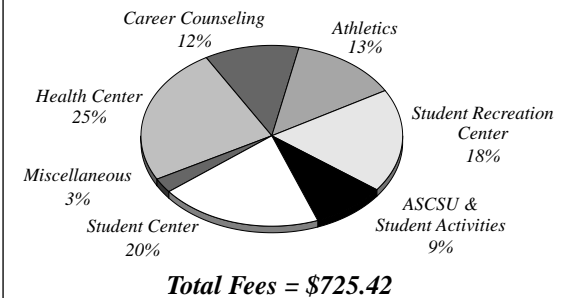


## Other Facts

### Full-Time Tuition and Fees 2000-01 Academic Year

Resident	
Undergraduate	\$3,133
Graduate	3,497
Nonresident	
Undergraduate	\$11,153
Graduate	11,603

### Mandatory Student Fees



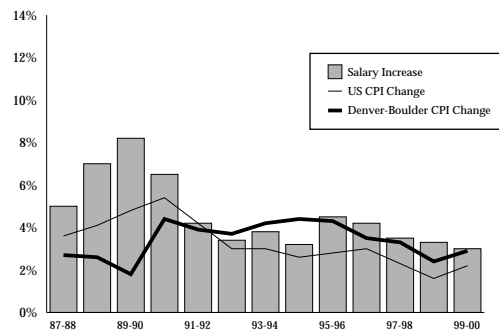
### Distinguished Faculty

Patrick Brennan	Microbiology
Mortimer M. Elkind	Radiological Health Sciences
Edward Hoover	Pathology
Gordon Niswender	Physiology
Holmes Rolston III	Philosophy
George Seidel	Physiology
Gary Smith	Animal Sciences
Thomas VonderHaar	Atmospheric Science
John Wiens	Biology

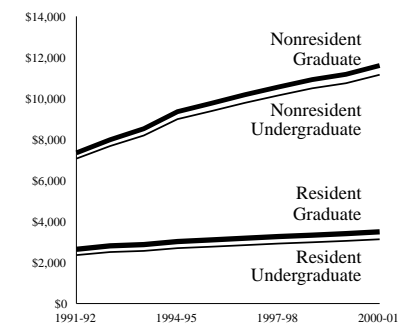
### Distinguished Teaching Scholars

Mike Palmquist	English
Robert W. Richburg	Education
Stephen Thompson	Chemistry
Frank Vattano	Psychology

### Comparison of Faculty Salary and CPI Changes



### Ten-Year Tuition and Fee History



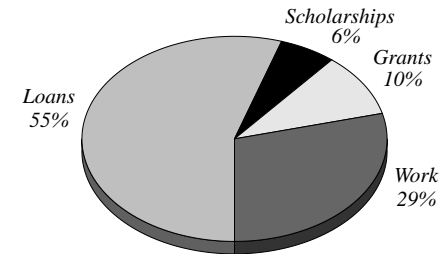
## ***Undergraduate Technology Fees Academic Year***

Agricultural Sciences	\$150
Applied Human Sciences	126
Business	200
Engineering	281
Intra-University (Open Option)	70
Liberal Arts	106
Natural Resources	200
Natural Sciences	200
Veterinary Med & Bio Sci	100

## ***Room and Board Rates 2000-01 Academic Year***

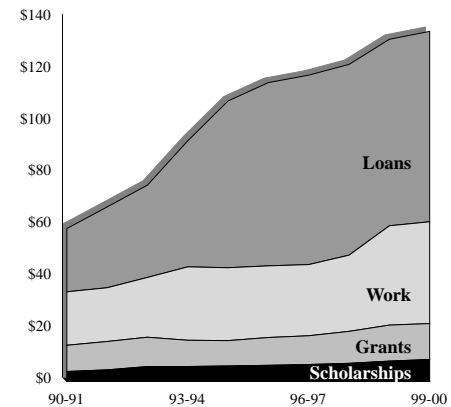
Standard Room - 12 Meals	\$4,806
Standard Room - 15 Meals	5,046
Standard Room - Unlimited Meals	5,286

## ***Student Financial Resources***



***Total = \$135,045,890***

## ***History of Student Financial Resources***



*CSU ranked in the top third of public universities in terms of affordability and educational quality in the "Top 100 Public Universities" report in the September 1998 issue of Kiplinger's Personal Finance Magazine. CSU was the only institution in the state to score in the top third.*

## 1999-2000 External Research Funds

### Non-Federal Funds

Commercial and Other	\$32,409,931
State Funds	19,349,684

**Total Non-Federal Funds \$51,759,615**

### Federal Funds

Department of Agriculture	\$11,659,403
Department of Commerce	8,534,608
Department of Defense	10,447,015
Department of Education	2,753,037
Department of Energy	3,159,559
Department of Interior	6,159,349
Department of State	30,864
Department of Transportation	208,554
Environmental Protection Agency	2,132,088
Health & Human Services	27,009,594
Miscellaneous	13,130,204
National Science Foundation	11,707,441
NASA	4,497,549

**Total Federal Funds \$101,429,265**

**Total \$153,188,88**

*Note: The miscellaneous category includes student aid.*

## Programs of Research and Scholarly Excellence

### Biotechnology and Biosciences

- Animal Reproduction & Biotechnology Laboratory
- Program in Biochemistry & Molecular Biology
- Molecular, Cellular & Integrative Neurosciences Program

### Human and Animal Health

- Program in Infectious Diseases
- Department of Occupational Therapy
- Radiological Health Sciences & Cancer Research Program

### Environmental and Ecological Sciences

- Department of Atmospheric Science
- Natural Resource Ecology Laboratory
- Center for Environmental Toxicology & Technology

### Social Sciences

- Tri-Ethnic Center for Prevention Research
- Center for Research on Writing & Communication Technologies

### Physical and Engineering Sciences

- Department of Chemistry
- Optoelectronic Computing Systems Center
- Water Management Science & Technology Program

## *Calendar - Key Dates*

### *Fall Semester 2000*

#### **August**

21 Monday. Classes begin.

#### **November**

18 Saturday. Fall recess begins; no classes next week.

23-24 Thursday, Friday. Holiday - University offices closed.

27 Monday. Classes resume.

#### **December**

8 Friday. Classes end.

11-15 Monday through Friday. Final examinations.

15-16 Friday and Saturday. Commencement ceremonies.

25-27 Monday through Wednesday. Holiday - University offices closed.

### *Spring Semester 2001*

#### **January**

1 Monday. Holiday - University offices closed.

15 Monday. Holiday - University offices closed.

16 Tuesday. Classes begin.

#### **March**

3 Saturday. Spring recess begins.

12 Monday. Classes resume.

#### **May**

4 Friday. Classes end.

7-11 Monday through Friday. Final examinations.

11-12 Friday and Saturday. Commencement ceremonies.

### *Summer Session 2001*

#### **May**

14 Monday. Four- and 12-week terms begin.

28 Monday. Holiday - University offices closed; classes in session.

#### **June**

8 Friday. Four-week term ends.

11 Monday. Eight-week term and second four-week term begin.

#### **July**

4 Wednesday. Holiday - University offices closed. No classes.

#### **August**

3 Friday. Last day of classes for all terms.

## *How to Connect with Colorado State*

CSU's home page address: <http://www.colostate.edu>

Main Campus Number .....	491-1101
Admissions Office .....	491-6909
Agricultural Experiment Station .....	491-5371
Alumni Relations .....	491-6533
Advocacy Offices:	
Asian/Pacific American Student	
Services .....	491-6154
Black Student Services .....	491-5781
El Centro/Hispanic Student Services .....	491-5722
Native American Student Services .....	491-1332
Resources for Disabled Students .....	491-6385
Women's Programs and Studies .....	491-6384
Athletics .....	491-5300
Colleges:	
Agricultural Sciences .....	491-6274
Applied Human Sciences .....	491-6331
Business .....	491-6471
Engineering .....	491-6603
Liberal Arts .....	491-5421
Natural Resources .....	491-6675
Natural Sciences .....	491-1300
Veterinary Medicine & Biomedical	
Sciences .....	491-7051
Colorado State Forest Service .....	491-6303
Colorado State University Foundation .....	491-7135
Colorado State University Office of	
University Development .....	491-7328
Conference Services .....	491-6222
Cooperative Extension .....	491-6281
Financial Aid .....	491-6321
Graduate School .....	491-6817
Housing and Food Services .....	491-6511
Human Resource Services .....	491-5793
Morgan Library .....	491-3977
President's Office .....	491-6211
Registrar's Office .....	491-7148
Sponsored Programs .....	491-6355
Student Center .....	491-6444
Student Employment .....	491-5714
University Parking Services .....	491-7041
University Police Department .....	491-6425
University Relations Department .....	491-6432
Veterinary Teaching Hospital .....	491-7101

*Colorado State University is an equal opportunity/affirmative action institution and complies with all Federal and Colorado State laws, regulations, and executive orders regarding affirmative action requirements in all programs. The Office of Equal Opportunity is located in Room 101 Student Services. In order to assist Colorado State University in meeting its affirmative action responsibilities, ethnic minorities, women, and other protected class members are encouraged to apply and to so identify themselves.*