

Table of Contents

Profile	1
--------------------------	---

Facts About Students

Student Enrollment	3
Students by Residency.	4
Students by Gender	5
Undergraduates by Class	5
Students by Age	6
Full-Time/Part-Time Students.	7
Student Level by College	8
New Freshmen Profile.	8
New Freshmen - CCHE Index.	9
Transfer Students	9
Students by Ethnicity	10
Undergraduates by County	11
International Students	12
Freshmen Persistence	13
Degrees Awarded	14

Facts About Employees

University Employees	15
Faculty by Ethnicity	16
Faculty by Gender	16
Faculty by Highest Degree Earned	16
Student-Faculty Ratio	16
Average Faculty Salaries	17
Distinguished Faculty	18
Comparison of Faculty Salaries and CPI Changes	18

Other Facts

Tuition and Fees	19
Technology Fees.	20
Room and Board Rates	20
Student Financial Resources	21
External Research Funds	22
Programs of Research and Scholarly Excellence.	23
Calendar - Key Dates	24
How to Connect with Colorado State	25

Profile

Character

Colorado State University is a land-grant institution, a space-grant institution and a Carnegie Class I Research University. It consists of eight colleges, 56 academic departments, the Agricultural Experiment Station, Cooperative Extension and the Colorado State Forest Service.

History

Colorado State University was founded in 1870 as the Agricultural College of Colorado. The doors opened to the first students in 1879. In 1935, the school became the Colorado State College of Agriculture and Mechanic Arts, or Colorado A & M. It became Colorado State University in 1957.

Location

Fort Collins is a midsize city of 113,000, located in Northern Colorado at the western edge of the Great Plains and the base of the Rocky Mountains.

Campus

The campuses cover 5,612 acres in Larimer County, including the 643-acre main campus (which includes 107 acres for the Veterinary Teaching Hospital), 1,730-acre foothills campus, 923-acre agricultural campus, and 1,192-acre Pingree Park mountain campus. Colorado State University has 4,030 acres of land for research centers and Colorado State Forest Service stations outside of Larimer County. There are Cooperative Extension offices in 57 Colorado counties.

The Arts

CSU presents more than 300 performances, exhibits and other art events each year; many of them free of charge. Facilities include the Hatton Gallery, the Curfman Gallery, the Music Recital Hall, the Lory Student Center Theatre and the Johnson Hall Main Stage.

Athletics

CSU is a member of the National Collegiate Athletic Association (NCAA) at the Division I level and the Mountain West Athletic Conference. The Rams field teams in 15 intercollegiate sports and athletic facilities include Hughes Stadium and Moby Arena. Team colors are green and gold.

Budget

For FY99, the total budget was \$465.5 million including an Education & General (E&G) budget of \$184.8 million. The E&G budget for FY00 is \$196.1 million.

Accreditation

CSU is accredited by the North Central Association of Colleges and Schools and numerous other accrediting organizations.

Alumni

CSU has more than 131,000 living alumni.

Outreach

CSU is uniquely connected to Colorado communities via Cooperative Extension, the Colorado Agricultural Experiment Station and the Colorado State Forest Service. Cooperative Extension has offices in 57 of 63 Colorado counties and delivers research-based information and educational programs to citizens locally. The Colorado State Forest Service has 18 district offices statewide and provides information and programs on forest management, wildfire protection, community forestry and conservation education. The Agricultural Experiment Station has 10 research centers that conduct site-specific research on agriculture and related issues important to the state's social and economic well-being.

Residence Life

CSU has 10 residence halls with a capacity of about 4,500 students. There are 21 fraternities and 14 sororities, 718 apartment units for students with families and 190 apartments for older or graduate students.

Academic Year

CSU operates on the semester system with the fall semester beginning in late August and ending before Christmas. The spring semester begins in January and ends in May. There are 12 weeks in the regular summer session.

Libraries

The Morgan Library addition and renovation project was completed in the spring of 1998. Morgan Library offers both one-on-one and group instruction on information resources and provides more than 200 public terminals to access specialized indexes and web-based sources. Library holdings include more than 2 million books, bound journals and government documents. More than 20,000 journal subscriptions are available in the Journal Reading Room and over 500 subscription-based electronic resources are available either on-site or by remote access. The collections are enhanced by an expedited interlibrary loan service for delivery of materials from other libraries. University archives and special collections are housed in Morgan Library.

Capital Construction

CSU has received over \$72 million in state appropriated capital funds in the past five years, including over \$25 million in 1997-98.


International Programs

CSU administers 17 reciprocal exchange and one-way study abroad programs and is a member of the International Student Exchange Program which provides exchange opportunities with approximately 100 universities world-wide. In addition, CSU students study abroad through a variety of other programs offered by study abroad organizations and other universities. CSU is consistently one of the top-ranking universities in the nation for the recruitment of Peace Corps volunteers.

Facts about Students Fall 1999 Enrollment

There are 22,782 students from every state and 90 foreign countries. Colorado residents make up about 77 percent of the total enrollment and 11.2 percent of students with U.S. residency are ethnic minorities. There are 18,800 undergraduate, 3,452 graduate and 530 professional veterinary medicine students. The entering freshman class totals 3,137 students. On the average, entering freshmen rank in the 76th percentile of their graduating class, bring a 3.5 grade point average, and have an average ACT composite score of 24.2 or SAT combined score of 1,113.

Top Twenty Undergraduate Programs by Number of Majors



Students by Residency

	<u>Resident</u>	<u>Nonresident</u>	<u>Total</u>
Undergraduate	14,951	3,849	18,800
Graduate	2,318	1,134	3,452
Professional			
Veterinary Medicine	289	241	530
Total	17,558	5,224	22,782

Top Twenty States of Residence for Nonresident Undergraduates

California	389
Illinois	338
Texas	222
New Mexico	150
Hawaii	146
Minnesota	126
Nebraska	124
Wyoming	118
New York	116
Ohio	111
Alaska	96
Pennsylvania	95
Missouri	89
New Jersey	78
Montana	75
Washington	75
Iowa	73
Michigan	73
Wisconsin	73
Massachusetts	71

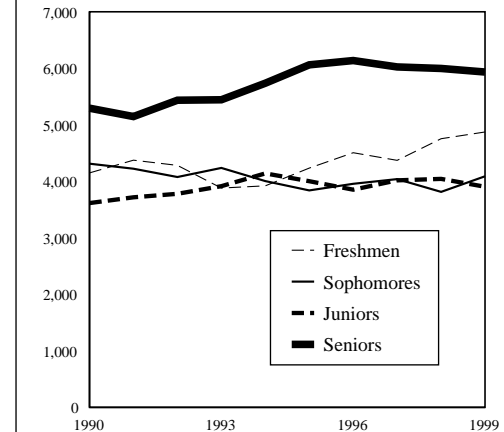
Students by Gender

	<u>Men</u>	<u>Women</u>
Undergraduate	9,091	9,709
Graduate	1,757	1,695
Professional Veterinary Medicine	141	389
Total	10,989	11,793

Undergraduates by Class and Residency

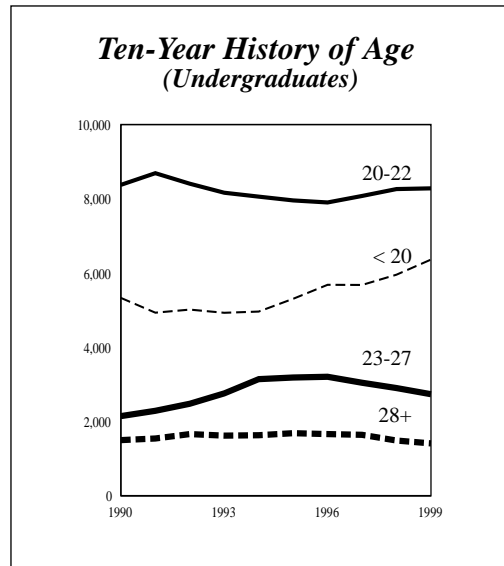
	<u>Resident</u>	<u>Nonresident</u>	<u>Total</u>
Freshmen	3,743	1,130	4,873
Sophomore	3,182	907	4,089
Junior	3,096	808	3,904
Senior	4,930	1,004	5,934
Total	14,951	3,849	18,800

Ten-Year Class History



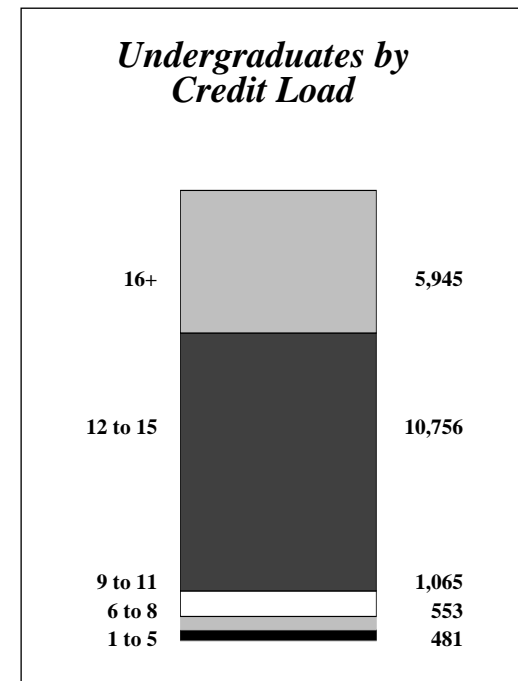
Students by Age

	<u>Under-graduate</u>	<u>Graduate</u>	<u>PVM</u>	<u>Total</u>
17 & Under	214	0	0	214
18--19	6,149	0	0	6,149
20--21	6,221	32	16	6,269
22--23	3,057	401	73	3,531
24--25	1,119	534	131	1,784
26--27	620	472	91	1,183
28--29	382	404	65	851
30--34	452	688	99	1,239
35--39	242	382	38	662
40--49	278	431	15	724
50 & Over	56	104	2	162
Not Reported	10	4	0	14
Total	18,800	3,452	530	22,782
Mean Age	22	31	28	23



Students by Full-Time/ Part-Time Status

	<u>Full-Time</u>	<u>Part-Time</u>
Undergraduate	16,701	2,099
Graduate	1,800	1,652
Professional Veterinary Medicine	530	0
Total	19,031	3,751



Full-Time

Fees	6+ credits	18,319
Tuition	9+ credits	17,766
Financial Aid	12+ credits	16,701
Graduation in 4 Years	16+ credits	5,945

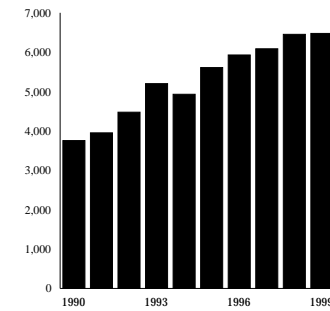
Student Level by College

	<i>Under- graduates</i>	<i>Graduates</i>
Agricultural Sciences	1,455	233
Applied Human Sciences	3,025	672
Business	2,070	276
Engineering	1,324	494
Intra-University	2,658	224
Liberal Arts	3,610	467
Natural Resources	1,277	266
Natural Sciences	2,754	509
Veterinary Med & Bio Sci	627	311
Professional Veterinary Medicine	---	530
Total	18,800	3,982

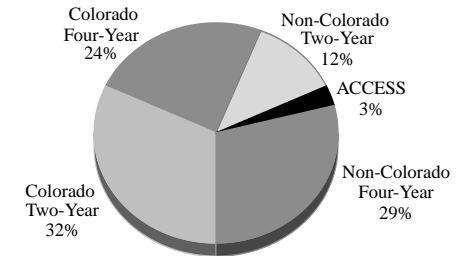
Fall 1999 New Freshmen Profile

<i>New Freshmen</i>	<i>3,137</i>
<i>Percent of Admitted Students who Enroll</i>	<i>39%</i>
<i>Mean High School Percentile Rank</i>	<i>76</i>
<i>Mean High School GPA</i>	<i>3.5</i>
<i>Mean ACT Composite</i>	<i>24.2</i>
<i>Mean SAT Verbal</i>	<i>552</i>
<i>Mean SAT Math</i>	<i>561</i>
<i>Mean CCHE Index</i>	<i>110</i>

Students Admitted with a CCHE Index of 101 or Higher



Transfer Students



Total Transfers = 1,817

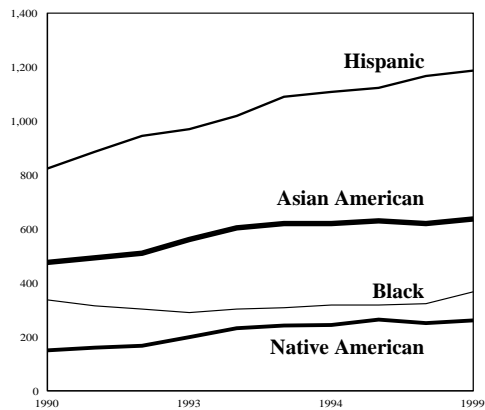
Students by Ethnicity

	<u>Under- graduates</u>	<u>Graduates</u>	<u>PVM</u>	<u>Total</u>
Asian American	545	74	18	637
Black	317	46	4	367
Hispanic	1,056	97	34	1,187
International	205	585	1	791
Native American	220	35	6	261
Other	478	182	17	677
White	15,979	2,433	450	18,862
Total	18,800	3,452	530	22,782

Minority 11.2%
Nonminority 88.8%

Note: International students are excluded from minority and nonminority percentages.
Ethnicity is self-reported.

Ten-Year History of Ethnic Enrollment



Undergraduates by County

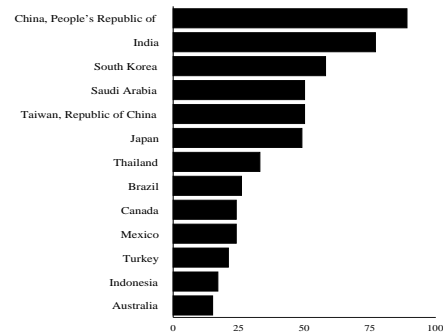
Adams	527	Lake	19
Alamosa	32	La Plata	138
Arapahoe	1,863	Larimer	4,044
Archuleta	10	Las Animas	31
Baca	15	Lincoln	19
Bent	5	Logan	110
Boulder	1,030	Mesa	295
Chaffee	51	Mineral	3
Cheyenne	1	Moffat	40
Clear Creek	24	Montezuma	54
Conejos	18	Montrose	91
Costilla	12	Morgan	85
Crowley	6	Otero	49
Custer	13	Ouray	11
Delta	50	Park	35
Denver	537	Phillips	26
Dolores	6	Pitkin	28
Douglas	656	Prowers	41
Eagle	100	Pueblo	242
Elbert	58	Rio Blanco	24
El Paso	1,385	Rio Grande	21
Fremont	73	Routt	106
Garfield	115	Saguache	13
Gilpin	6	San Juan	4
Grand	51	San Miguel	7
Gunnison	61	Sedgwick	15
Hinsdale	1	Summit	97
Huerfano	14	Teller	65
Jackson	7	Washington	40
Jefferson	1,729	Weld	618
Kiowa	8	Yuma	38
Kit Carson	49		

County Not Reported 29

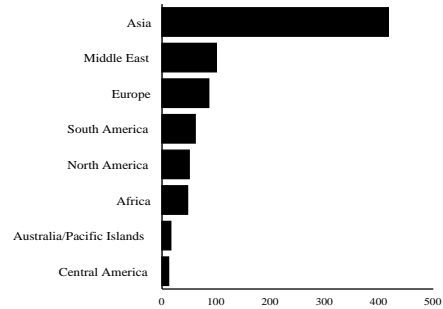
Total 14,951

Note: County listed is county of residence upon entrance to CSU.

Top Countries of Residence for International Students

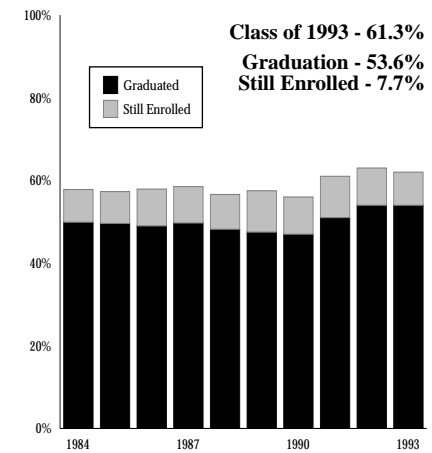


International Students by Region



Total International Students = 791

Freshmen Persistence Ten-Year History



Note: Persistence includes students who have graduated and those still enrolled at the end of the five-year study period which includes summer.

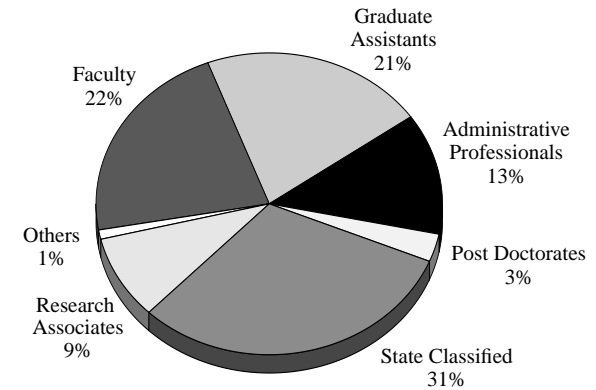
Degrees Awarded

	<i><u>Year First Awarded</u></i>	<i><u>1998-99</u></i>	<i><u>To Date</u></i>
Bachelor's	1884	3,703	113,503
Master's	1893	952	26,482
Ph.D.	1955	188	5,364
D.V.M.	1904	142	5,728
Total		4,985	151,077

Degree Programs: CSU offers bachelor's degrees in 73 fields, master's degree in 64 fields, doctoral degrees in 35 fields and a professional degree in Veterinary Medicine.

Colorado State University moved from the third tier to the second tier in the U.S. News and World Report ranking of universities for 1999.

Facts About Employees



Total Employees

<i>Faculty</i>	<i>1,513</i>
<i>Administrative Professionals</i>	<i>887</i>
<i>Research Associates</i>	<i>639</i>
<i>State Classified</i>	<i>2,149</i>
<i>Graduate Assistants</i>	<i>1,486</i>
<i>Post Doctorates</i>	<i>175</i>
<i>Others</i>	<i>56</i>
Total Employees	6,905

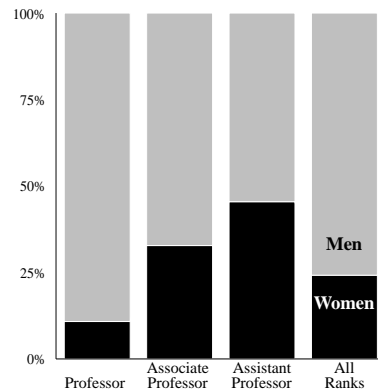
Note: Faculty include all employees with an employee type of 'F', 'FT' or 'FO'. Research associates are reported separately from other administrative professionals. All appointment types and fund groups are included. Others include postdoctoral trainees, veterinary interns and veterinary residents.

Faculty by Ethnicity

	<u>Number</u>	<u>Percent</u>
Total Nonminority	897	91.6%
Total Minority	82	8.4%
Native American	8	0.8%
Black	9	0.9%
Asian	43	4.4%
Hispanic	22	2.3%

Note: Faculty with a visa type of H1, J1 and F1 are included with nonminorities.

Gender by Faculty Rank



Faculty by Highest Degree Earned

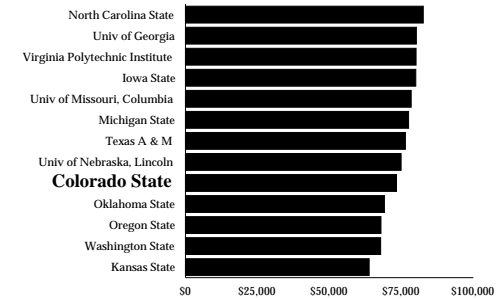
	<u>Men</u>	<u>Women</u>	<u>Total</u>
Master's	44	32	76
Professional Degree	23	9	32
Other Doctorate	31	10	41
Ph.D.	644	186	830
Total	742	237	979

Student-Faculty Ratio

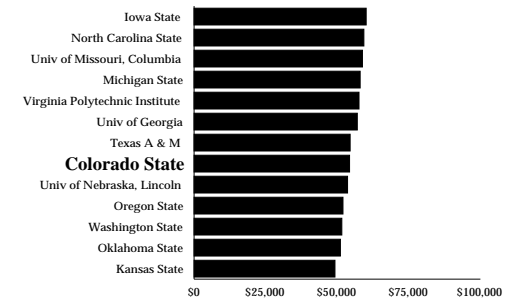
The ratio of FTE students to tenure-track instructional faculty is 21 to 1. The ratio of headcount students to all faculty is 16 to 1.

Peer Comparison Average Faculty Salaries

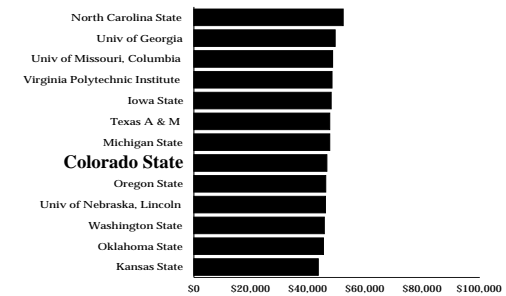
Professor



Associate Professor



Assistant Professor



Distinguished Faculty

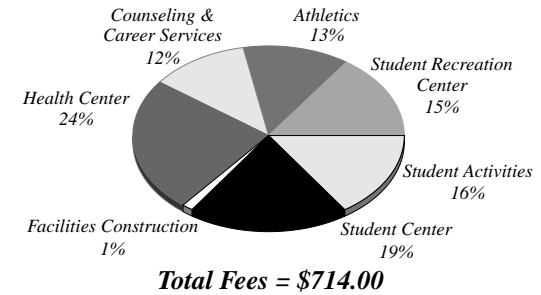
Patrick Brennan	Microbiology
Jack Cermak	Civil Engineering
Mortimer M. Elkind	Radiological Health Sciences
Marshall Fixman	Chemistry
Edward Hoover	Pathology
Albert Meyers	Chemistry
Gordon Niswender	Physiology
Holmes Rolston III	Philosophy
George Seidel	Physiology
Gary Smith	Animal Sciences
Thomas VonderHaar	Atmospheric Science
John Wiens	Biology

Other Facts

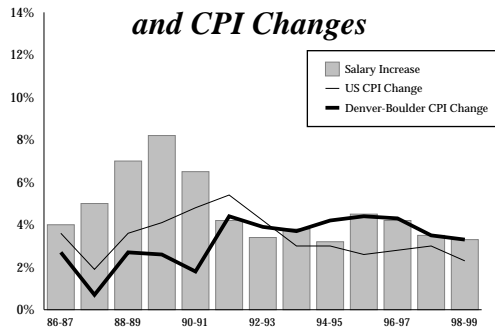
Full-Time Tuition and Fees 1999-00 Academic Year

Resident	
Undergraduate	\$3,054
Graduate	3,408
Nonresident	
Undergraduate	\$10,740
Graduate	11,174

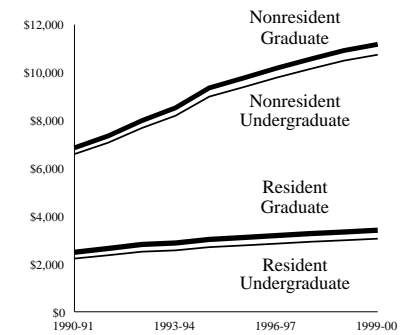
Mandatory Student Fees



Comparison of Faculty Salary



Ten-Year Tuition and Fee History



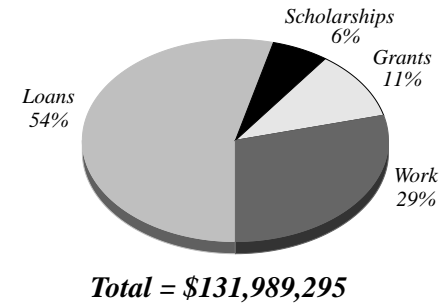
Undergraduate Technology Fees 1999-00 Academic Year

Agricultural Sciences	\$150
Applied Human Sciences	126
Business	200
Engineering	268
Intra-University (Open Option)	70
Liberal Arts	106
Natural Resources	200
Natural Sciences	200
Veterinary Med & Bio Sci	100

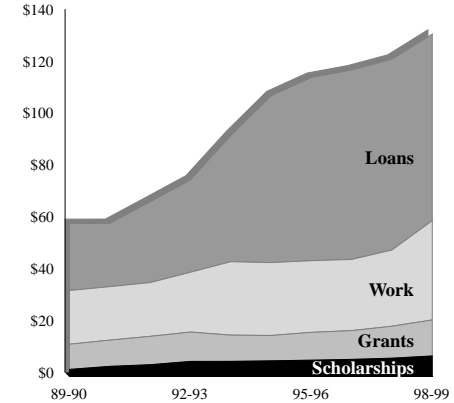
Room and Board Rates 1999-00 Academic Year

Standard Room - 12 Meals	\$4,662
Standard Room - 15 Meals	4,902
Standard Room - Unlimited Meals	5,142

Student Financial Resources



History of Student Financial Resources



CSU ranked in the top third of public universities in terms of affordability and educational quality in the "Top 100 Public Universities" report in the September 1998 issue of Kiplinger's Personal Finance Magazine. CSU was the only institution in the state to score in the top third.

1998-99 External Research Funds

Non-Federal Funds

Commercial and Other	\$32,756,385
State Funds	18,565,332

Total Non-Federal Funds **\$51,321,717**

Federal Funds

Department of Agriculture	\$10,918,265
Department of Commerce	8,104,840
Department of Defense	9,819,724
Department of Education	2,185,544
Department of Energy	2,877,160
Department of Interior	5,588,221
Department of State	1,800
Department of Transportation	127,524
Environmental Protection Agency	1,731,782
Health & Human Services	25,533,187
Miscellaneous	13,488,999
National Science Foundation	11,879,933
NASA	4,085,587

Total Federal Funds **\$96,342,566**

Total **\$147,664,283**

Note: The miscellaneous category includes \$9,075,308 in student aid.

Programs of Research and Scholarly Excellence

Biotechnology and Biosciences

- Animal Reproduction & Biotechnology Laboratory
- Program in Biochemistry & Molecular Biology
- Molecular, Cellular & Integrative Neurosciences Program

Human and Animal Health

- Program in Infectious Diseases
- Department of Occupational Therapy
- Radiological Health Sciences & Cancer Research Program

Environmental and Ecological Sciences

- Department of Atmospheric Science
- Natural Resource Ecology Laboratory
- Center for Environmental Toxicology & Technology

Social Sciences

- Tri-Ethnic Center for Prevention Research
- Center for Research on Writing & Communication Technologies

Physical and Engineering Sciences

- Department of Chemistry
- Optoelectronic Computing Systems Center
- Water Management Science & Technology Program

Calendar - Key Dates

Fall Semester 1999

August

23 Monday. Classes begin.

November

20 Saturday. Fall recess begins; no classes next week.
25-26 Thursday, Friday. Holiday - University offices closed.
29 Monday. Classes resume.

December

10 Friday. Classes end.
13-17 Monday through Friday. Final examinations.
17-18 Friday and Saturday. Commencement ceremonies.
22-24 Wednesday through Friday. Holiday - University offices closed.

Spring Semester 2000

December

31 Friday. Holiday - University offices closed.

January

17 Monday. Holiday - University offices closed.
18 Tuesday. Classes begin.

March

4 Saturday. Spring recess begins.
13 Monday. Classes resume.

May

5 Friday. Classes end.
8-12 Monday through Friday. Final examinations.
12-13 Friday and Saturday. Commencement ceremonies.

Summer Session 2000

May

15 Monday. Four and 12-week terms begin.
29 Monday. Holiday - University offices closed; classes in session.

June

9 Friday. Four-week term ends.
12 Monday. Eight-week term and second four-week term begin.

July

4 Tuesday. Holiday - University offices closed. No classes.

August

4 Friday. Last day of classes for all terms.

How to Connect with Colorado State

CSU's home page address: <http://www.colostate.edu>

Main Campus Number 491-1101
Admissions Office 491-6909
Agricultural Experiment Station 491-5371
Alumni Relations. 491-6533

Advocacy Offices:

Asian/Pacific American Student
Services 491-6154
Black Student Services. 491-5781
El Centro/Hispanic Student Services 491-5722
Native American Student Services. 491-1332
Resources for Disabled Students 491-6385
Women's Programs and Studies 491-6384
Athletics. 491-5300

Colleges:

Agricultural Sciences 491-6274
Applied Human Sciences 491-6331
Business 491-6471
Engineering 491-6603
Liberal Arts. 491-5421
Natural Resources. 491-6675
Natural Sciences. 491-1300
Veterinary Medicine & Biomedical
Sciences. 491-7051
Colorado State Forest Service 491-6303
Colorado State University Foundation 491-7135
Colorado State University Office of
University Development. 491-7328
Conference Services 491-6222
Cooperative Extension. 491-6281
Financial Aid 491-6321
Graduate School 491-6817
Housing and Food Services. 491-6511
Human Resource Services. 491-5793
Morgan Library 491-3977
President's Office. 491-6211
Registrar's Office. 491-7148
Sponsored Programs 491-6355
Student Center. 491-6444
Student Employment 491-5714
University Parking Services 491-7041
University Police Department 491-6425
University Relations Department 491-6432
Veterinary Teaching Hospital 491-7101

Colorado State University is an equal opportunity/affirmative action institution and complies with all Federal and Colorado State laws, regulations, and executive orders regarding affirmative action requirements in all programs. The Office of Equal Opportunity is located in Room 101 Student Services. In order to assist Colorado State University in meeting its affirmative action responsibilities, ethnic minorities, women, and other protected class members are encouraged to apply and to so identify themselves.