

DEGREE DATA

TABLE OF CONTENTS

Degrees Conferred Summer Session 1988-Spring Semester 1989.....1
 Five-Year & Ten-Year Comparison by College.....2
 Degrees by College & Ethnicity3
 Bachelor's Degrees by Major.....4
 Master's Degrees by Major7
 Doctoral Degrees by Major.....10
 Degrees by Department.....12
 Graphs--Comparison of Degrees versus Fall Headcount.....20

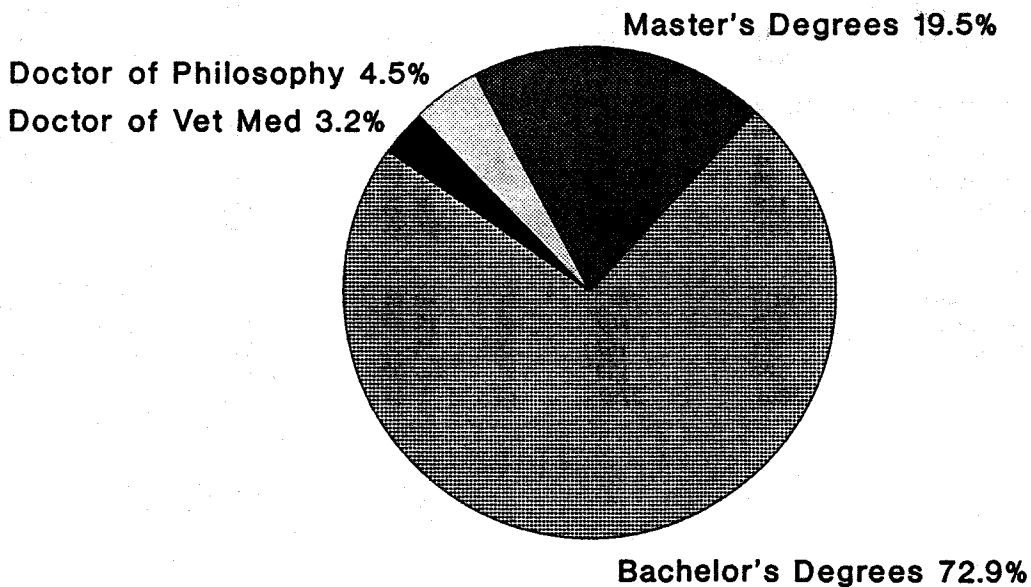
DEGREE HISTORY		
	YEAR FIRST DEGREE CONFERRED	DEGREES CONFERRED TO DATE
BACHELOR'S	1884	79,987
MASTER'S	1893	18,491
DOCTOR OF PHILOSOPHY	1955	3,384
DOCTOR OF VETERINARY MEDICINE	1904	4,269

The College of Applied Human Sciences was formed in 1986 with the combination of the Colleges of Human Resource Sciences and Professional Studies.

Blanks indicate the program did not exist at that time under that specific title. This could be because the program had not yet been instituted, had a name change, combined with another department or college or was discontinued.

DEGREES CONFERRED SUMMER SESSION 1988 THROUGH SPRING SEMESTER 1989

	Summer 1988	Fall 1988	Spring 1989	TOTAL
BACHELOR'S DEGREES				
Bachelor of Arts	92	192	300	584
Bachelor of Education	2	1	4	7
Bachelor of Fine Arts	25	26	36	87
Bachelor of Music	0	2	2	4
Bachelor of Science	212	724	1196	2132
TOTAL BACHELOR'S DEGREES	331	945	1538	2814
MASTER'S DEGREES				
Master of Agriculture	2	0	2	4
Master of Arts	19	17	22	58
Master of Business Administration	9	8	11	28
Master of Education	48	37	53	138
Master of Fine Arts	3	3	7	13
Master of Home Economics	1	1	0	2
Master of Music	1	1	4	6
Master of Science	128	173	176	477
Master of Social Work	24	2	0	26
TOTAL MASTER'S DEGREES	235	242	275	752
DOCTORAL DEGREES				
Doctor of Philosophy	35	72	66	173
Doctor of Veterinary Medicine	1	0	121	122
TOTAL DOCTORAL DEGREES	36	72	187	295
TOTAL DEGREES	602	1259	2000	3861



FIVE-YEAR AND TEN-YEAR COMPARISON OF DEGREES BY COLLEGE

	1988-89	Five-Year Comparison		Ten-Year Comparison		Average Annual Change (Ten-Year)		
		1984-85	Number Change	Percent Change	1979-80		Number Change	Percent Change
AGRICULTURAL SCIENCES								
Bachelor's Degrees	197	227	-30	-13.2%	288	-91	-31.6%	-4.13%
Master's Degrees	41	43	-2	-4.7%	49	-8	-16.3%	-1.96%
Doctoral Degrees	18	16	2	12.5%	16	2	12.5%	1.32%
Total	256	286	-30	-10.5%	353	-97	-27.5%	-3.51%
APPLIED HUMAN SCIENCES								
Bachelor's Degrees	595	554	41	7.4%	505	90	17.8%	1.84%
Master's Degrees	254	190	64	33.7%	244	10	4.1%	0.45%
Doctoral Degrees	21	12	9	75.0%	23	-2	-8.7%	-1.01%
Total	870	756	114	15.1%	772	98	12.7%	1.34%
ARTS, HUMANITIES & SOCIAL SCIENCES								
Bachelor's Degrees	640	540	100	18.5%	601	39	6.5%	0.70%
Master's Degrees	81	74	7	9.5%	82	-1	-1.2%	-0.14%
Doctoral Degrees	3	6	-3	-50.0%	6	-3	-50.0%	-7.41%
Total	724	620	104	16.8%	689	35	5.1%	0.55%
BUSINESS								
Bachelor's Degrees	497	479	18	3.8%	418	79	18.9%	1.94%
Master's Degrees	98	95	3	3.2%	62	36	58.1%	5.22%
Total	595	574	21	3.7%	480	115	24.0%	2.42%
ENGINEERING								
Bachelor's Degrees	248	263	-15	-5.7%	215	33	15.3%	1.60%
Master's Degrees	123	90	33	36.7%	90	33	36.7%	3.53%
Doctoral Degrees	43	42	1	2.4%	24	19	79.2%	6.69%
Total	414	395	19	4.8%	329	85	25.8%	2.59%
FORESTRY & NATURAL RESOURCES								
Bachelor's Degrees	149	262	-113	-43.1%	345	-196	-56.8%	-8.91%
Master's Degrees	62	88	-26	-29.5%	87	-25	-28.7%	-3.69%
Doctoral Degrees	22	19	3	15.8%	23	-1	-4.3%	-0.49%
Total	233	369	-136	-36.9%	455	-222	-48.8%	-7.17%
NATURAL SCIENCES								
Bachelor's Degrees	429	396	33	8.3%	321	108	33.6%	3.27%
Master's Degrees	62	54	8	14.8%	74	-12	-16.2%	-1.95%
Doctoral Degrees	47	42	5	11.9%	36	11	30.6%	3.01%
Total	538	492	46	9.3%	431	107	24.8%	2.49%
VETERINARY MEDICINE & BIOMEDICAL SCIENCES								
Bachelor's Degrees	59	119	-60	-50.4%	136	-77	-56.6%	-8.86%
Master's Degrees	31	33	-2	-6.1%	30	1	3.3%	0.36%
Doctoral Degrees	19	20	-1	-5.0%	13	6	46.2%	4.31%
DVM Degrees	122	133	-11	-8.3%	121	1	0.8%	0.09%
Total	231	305	-74	-24.3%	300	-69	-23.0%	-2.86%
TOTAL UNIVERSITY								
Bachelor's Degrees	2814	2840	-26	-0.9%	2829	-15	-0.5%	-0.06%
Master's Degrees	752	667	85	12.7%	718	34	4.7%	0.52%
Doctoral Degrees	173	157	16	10.2%	141	32	22.7%	2.30%
DVM Degrees	122	133	-11	-8.3%	121	1	0.8%	0.09%
Total	3861	3797	64	1.7%	3809	52	1.4%	0.15%

Office of Institutional Research

DEGREES BY COLLEGE AND ETHNICITY

	1984-85				1985-86				1986-87				1987-88				1988-89			
	B	M	D	P	B	M	D	P	B	M	D	P	B	M	D	P	B	M	D	P
AGRICULTURAL SCIENCES																				
Native American	3	0	0	-	1	0	0	-	3	0	0	-	0	0	0	-	1	0	0	-
Black	0	0	0	-	1	0	1	-	0	0	0	-	0	0	0	-	0	0	0	-
Asian American	0	0	1	-	4	0	0	-	1	0	0	-	1	0	1	-	3	1	1	-
Hispanic	2	1	1	-	5	0	0	-	3	0	0	-	1	1	0	-	2	2	1	-
Nonminority	222	42	14	-	231	38	20	-	235	42	7	-	182	55	16	-	191	38	16	-
APPLIED HUMAN SCIENCES																				
Native American	2	0	0	-	3	1	0	-	4	4	0	-	7	2	0	-	3	1	0	-
Black	4	1	1	-	6	3	0	-	5	1	0	-	9	1	1	-	6	5	0	-
Asian American	4	4	0	-	5	1	0	-	9	2	0	-	11	5	1	-	5	4	0	-
Hispanic	12	2	2	-	15	5	0	-	22	6	1	-	19	4	0	-	13	5	0	-
Nonminority	532	183	9	-	588	175	8	-	662	227	23	-	632	214	30	-	568	239	21	-
ARTS, HUMANITIES & SOCIAL SCIENCES																				
Native American	2	0	0	-	5	0	0	-	4	0	0	-	3	0	0	-	2	0	0	-
Black	7	1	0	-	5	1	0	-	8	0	0	-	14	0	0	-	3	0	0	-
Asian American	4	0	0	-	6	0	0	-	5	0	0	-	7	0	0	-	13	1	0	-
Hispanic	12	1	0	-	9	1	0	-	20	0	0	-	13	0	0	-	13	2	0	-
Nonminority	515	72	6	-	563	70	3	-	586	72	6	-	611	50	8	-	609	78	3	-
BUSINESS																				
Native American	2	0	-	-	1	0	-	-	3	1	-	-	2	1	-	-	1	0	-	-
Black	5	2	-	-	4	0	-	-	6	0	-	-	5	0	-	-	4	0	-	-
Asian American	10	0	-	-	4	1	-	-	8	1	-	-	9	2	-	-	9	3	-	-
Hispanic	10	1	-	-	12	1	-	-	9	2	-	-	19	1	-	-	12	0	-	-
Nonminority	452	92	-	-	416	97	-	-	407	78	-	-	380	95	-	-	471	95	-	-
ENGINEERING																				
Native American	3	0	1	-	0	1	0	-	0	3	0	-	2	0	0	-	0	1	0	-
Black	2	0	1	-	5	0	0	-	4	1	0	-	0	0	0	-	1	0	0	-
Asian American	5	5	1	-	6	6	1	-	2	1	1	-	11	3	2	-	2	5	0	-
Hispanic	4	1	0	-	11	0	0	-	4	1	0	-	8	0	2	-	10	0	1	-
Nonminority	249	84	39	-	255	124	36	-	236	90	40	-	245	101	45	-	235	117	42	-
FORESTRY & NATURAL RESOURCES																				
Native American	1	1	0	-	0	1	0	-	2	0	0	-	1	0	0	-	0	0	0	-
Black	3	0	0	-	2	0	0	-	1	2	0	-	2	0	0	-	1	0	0	-
Asian American	1	0	0	-	2	1	0	-	3	1	0	-	1	1	1	-	0	0	2	-
Hispanic	3	2	0	-	3	2	1	-	3	1	1	-	5	0	0	-	5	0	0	-
Nonminority	254	85	19	-	224	75	17	-	204	60	18	-	149	70	21	-	143	62	20	-
NATURAL SCIENCES																				
Native American	1	1	0	-	2	1	0	-	2	0	0	-	2	0	0	-	3	0	0	-
Black	3	0	0	-	3	2	0	-	3	0	1	-	3	1	0	-	5	1	0	-
Asian American	4	0	1	-	13	1	1	-	10	1	1	-	8	0	3	-	7	2	1	-
Hispanic	9	3	1	-	11	1	1	-	9	1	2	-	11	1	0	-	5	1	1	-
Nonminority	379	50	40	-	434	51	48	-	358	53	46	-	396	61	49	-	409	58	45	-
VETERINARY MEDICINE & BIOMEDICAL SCIENCES																				
Native American	1	0	0	0	0	0	0	1	0	0	0	2	0	0	0	0	0	1	0	1
Black	3	0	0	1	0	0	0	0	0	0	0	1	3	0	0	1	1	0	0	0
Asian American	3	2	0	6	5	0	0	0	4	0	0	6	2	0	0	4	3	0	1	5
Hispanic	3	0	0	2	2	0	0	4	3	1	1	2	2	1	0	5	6	2	0	2
Nonminority	109	31	20	124	102	38	15	126	112	26	23	122	59	47	21	124	49	28	18	114
TOTAL UNIVERSITY																				
Native American	15	2	1	0	12	4	0	1	18	8	0	2	17	3	0	0	10	3	0	1
Black	27	4	2	1	26	6	1	0	27	4	1	1	36	2	1	1	21	6	0	0
Asian American	31	11	3	6	45	10	2	0	42	6	2	6	50	11	8	4	42	16	5	5
Hispanic	55	11	4	2	68	10	2	4	73	12	5	2	78	8	2	5	66	12	3	2
Nonminority	2712	639	147	124	2813	668	157	126	2800	648	163	122	2654	693	190	124	2675	715	165	114

KEY:

B=Bachelor's Degrees M=Master's Degrees D=Doctoral Degrees P=Doctor of Veterinary Medicine Degrees

Office of Institutional Research

BACHELOR'S DEGREES BY MAJOR

<u>COLLEGE OF AGRICULTURAL SCIENCES</u>	1984-85	1985-86	1986-87	1987-88	1988-89
BACHELOR OF SCIENCE					
Agricultural Business	37	47	46	24	27
Agricultural Economics	7	3	5	6	3
Agricultural Journalism	1	3			
Agronomy	29	35	13	16	21
Animal Science	72	57	66	51	50
Avian Science	1				
Bio-Agricultural Science	3	3	2	3	6
Entomology		4	2	2	1
Equine Science		12	16	27	31
Farm and Ranch Management	10	12	2	6	7
Food Science and Technology		2	4	5	2
Food Technology	10				
General Agriculture	22	16	20	11	9
Horticulture	8	11	10	8	11
Landscape Horticulture	18	21	32	22	22
Plant Pathology & Weed Science	2	3	3		
Vocational Agriculture	7	13	21	3	7
TOTAL FOR AGRICULTURAL SCIENCES					
Bachelor of Science	227	242	242	184	197

COLLEGE OF APPLIED HUMAN SCIENCES

BACHELOR OF ARTS					
Social Work			58	49	36
Textiles & Clothing			1		
BACHELOR OF EDUCATION					
Vocational Education			18	5	7
BACHELOR OF SCIENCE					
Apparel & Merchandising				69	69
Communication Disorders			20	22	14
Construction Management			89	92	91
Consumer Sciences			3	5	5
Exercise & Sport Science				61	50
General Home Economics			11		
Home Economics				8	7
Housing & Interior Environment			38	41	
Human Development and Family Studies			81	133	107
Human Nutrition and Dietetics			37	39	27
Industrial Sciences & Technology			18	16	25
Industrial Technology			37	41	49
Interior Design					36
Occupational Therapy			134	88	67
Physical Education			54		
Restaurant Management			9	9	5
Textiles & Clothing			94		
TOTAL FOR APPLIED HUMAN SCIENCES					
Bachelor of Arts			59	49	36
Bachelor of Education			18	5	7
Bachelor of Science			625	624	552

COLLEGE OF ARTS, HUMANITIES, & SOCIAL SCIENCES

BACHELOR OF ARTS					
Agricultural Journalism			3	1	0
Anthropology	9	11	10	20	11
Art	2	8	12	4	12
Arts and Humanities	15	14	23	29	29
Economics			58	78	45
English	31	36	47	36	45
French	3	7	11	4	4
German	7	0	5	7	3
History	44	49	33	45	36
Music Therapy	7	10	6	6	7
Performing Arts	8	8	11	7	7
Philosophy	7	7	8	6	9
Political Science	61	61	69	66	68

Office of Institutional Research

BACHELOR'S DEGREES BY MAJOR

COLLEGE OF ARTS, HUM & SOC SCIENCES (con't) 1984-85 1985-86 1986-87 1987-88 1988-89

BACHELOR OF ARTS (con't)					
Social Sciences	44	45	56	71	87
Sociology	8	16	9	27	27
Spanish	7	9	7	14	9
Speech Communication	46	44	54	52	64
Technical Journalism	78	84	73	83	86
BACHELOR OF FINE ARTS					
Art	89	91	104	86	87
BACHELOR OF MUSIC					
Music	11	10	9	6	4
BACHELOR OF SCIENCE					
Economics	63	78	15		
TOTAL FOR ARTS, HUMANITIES & SOCIAL SCIENCES					
Bachelor of Arts	377	409	495	556	549
Bachelor of Fine Arts	89	91	104	86	87
Bachelor of Music	11	10	9	6	4
Bachelor of Science	63	78	15	0	0

COLLEGE OF BUSINESS

BACHELOR OF SCIENCE					
Business Administration	479	437	433	415	497
TOTAL FOR BUSINESS					
Bachelor of Science	479	437	433	415	497

COLLEGE OF ENGINEERING

BACHELOR OF SCIENCE					
Agricultural Engineering	5	7	6	11	5
Chemical Engineering	32	24	21	14	24
Civil Engineering	70	55	45	72	55
Electrical Engineering	47	74	74	88	85
Engineering Science	19	20	27	11	16
Mechanical Engineering	90	97	73	70	63
TOTAL FOR ENGINEERING					
Bachelor of Science	263	277	246	266	248

COLLEGE OF FORESTRY AND NATURAL RESOURCES

BACHELOR OF SCIENCE					
Fishery Biology	11	10	15	6	7
Forest Biology	3	6			
Forest Management Science	22	24	5		
Forestry			18	20	17
Geology	50	60	29	16	17
Landscape Architecture	17	12	17	17	23
Natural Resources Management	24	15	13	15	10
Outdoor Recreation	32	38	33		
Range Ecology	10	8	3	4	1
Range-Forest Management	12	8	7	3	2
Recreation Resources Management				21	29
Watershed Sciences	24	15	15	9	5
Wildlife Biology	53	32	54	41	37
Wood Science and Technology	4	3	4	6	1
TOTAL FOR FORESTRY & NATURAL RESOURCES					
Bachelor of Science	262	231	213	158	149

COLLEGE OF HUMAN RESOURCE SCIENCES

BACHELOR OF ARTS					
Textiles and Clothing	6	10			
BACHELOR OF SCIENCE					
Consumer Sciences	7	7			
Food Science & Nutrition	41				
General Home Economics	1	2			
Housing & Interior Environment	47	40			
Human Development & Family Studies	61	71			

Office of Institutional Research

BACHELOR'S DEGREES BY MAJOR

COLLEGE OF HUMAN RESOURCE SCIENCES (con't) 1984-85 1985-86 1986-87 1987-88 1988-89

BACHELOR OF SCIENCE (con't)				
Human Nutrition & Dietetics		55		
Occupational Therapy	53	72		
Textiles & Clothing	56	64		
Vocational Home Economics Education	10	10		
TOTAL FOR HUMAN RESOURCE SCIENCES				
Bachelor of Arts	6	10		
Bachelor of Science	276	321		

COLLEGE OF NATURAL SCIENCES

BACHELOR OF SCIENCE					
Biochemistry	6	17	9	19	11
Biological Sciences	77	74	62	66	103
Botany	4	1	6	3	2
Chemistry	12	26	23	22	26
Computer Sciences	93	119	98	79	87
Entomology	3				
Mathematics	43	60	49	73	54
Physical Science	6	12	7	3	4
Physics	19	13	14	12	14
Psychology	105	101	76	111	105
Statistics	1	2	2	1	0
Zoology	27	38	36	30	23
TOTAL FOR NATURAL SCIENCES					
Bachelor of Science	396	463	382	419	429

COLLEGE OF PROFESSIONAL STUDIES

BACHELOR OF ARTS				
Social Work	57	46		
BACHELOR OF EDUCATION				
Vocational Education	15	23		
BACHELOR OF SCIENCE				
Communication Disorders	21	16		
Industrial Construction Management	90	95		
Industrial Sciences & Technology Ed	10	15		
Industrial Technology	32	39		
Physical Education	47	52		
TOTAL FOR PROFESSIONAL STUDIES				
Bachelor of Arts	57	46		
Bachelor of Education	15	23		
Bachelor of Science	200	217		

COLLEGE OF VETERINARY MEDICINE & BIOMEDICAL SCIENCES

BACHELOR OF SCIENCE					
Environmental Health	16	8	9	7	16
Medical Technology & Microbiology	14	19	19	12	5
Microbiology	51	51	55	40	37
Veterinary Science	38	31	36	7	1
TOTAL FOR VETERINARY MEDICINE & BIOMEDICAL SCIENCES					
Total Bachelor of Science	119	109	119	66	59

UNIVERSITY TOTAL

BACHELOR OF ARTS	440	465	554	605	585
BACHELOR OF EDUCATION	15	23	18	5	7
BACHELOR OF FINE ARTS	89	91	104	86	87
BACHELOR OF MUSIC	11	10	9	6	4
BACHELOR OF SCIENCE	2285	2375	2275	2132	2132
TOTAL BACHELOR'S DEGREES	2840	2964	2960	2834	2814

Office of Institutional Research

MASTER'S DEGREES BY MAJOR

<u>COLLEGE OF AGRICULTURAL SCIENCES</u>	1984-85	1985-86	1986-87	1987-88	1988-89
MASTER OF AGRICULTURE					
Agricultural Sciences	3	8	12	12	4
MASTER OF SCIENCE					
Agricultural & Nat. Resource Economics		7	7		
Agricultural & Resource Economics				8	5
Agricultural Economics	11				
Agronomy	15	10	6	10	11
Animal Sciences	8	9	9	13	10
Botany & Plant Pathology	1	2	1		
Entomology	5	1	1	4	6
Horticulture	0	1	6	5	2
Plant Pathology & Weed Science				4	3
TOTAL FOR AGRICULTURAL SCIENCES					
Master of Agriculture	3	8	12	12	4
Master of Science	40	30	30	44	37

COLLEGE OF APPLIED HUMAN SCIENCES

MASTER OF ARTS					
Textiles & Clothing			0	1	0
MASTER OF EDUCATION					
Education			98	102	98
Physical Education			14	11	2
Vocational Education			34	18	38
MASTER OF HOME ECONOMICS					
Home Economics			1	1	2
MASTER OF SCIENCE					
Communication Disorders			23	16	14
Consumer Sciences & Housing			2	1	1
Exercise & Sport Science					11
Food Science & Nutrition			7	16	14
Human Development & Family Studies			11	5	10
Industrial Sciences			29	18	23
Occupational Therapy			2	7	14
Textiles & Clothing			1	9	1
MASTER OF SOCIAL WORK					
Social Work			18	21	26
TOTAL FOR APPLIED HUMAN SCIENCES					
Master of Arts				1	
Master of Education			146	131	138
Master of Home Economics			1	1	2
Master of Science			75	72	88
Master of Social Work			18	21	26

COLLEGE OF ARTS, HUMANITIES, & SOCIAL SCIENCES

MASTER OF ARTS					
Anthropology	2	3	3	5	8
Economics				1	5
English	22	19	25	9	24
Foreign Languages & Literatures	6	2	1	0	3
History	10	9	8	6	4
Philosophy	1	2	5	4	4
Political Science	6	6	2	3	5
Sociology	1	3	3	7	3
Speech Communication	4	6	3	4	2
MASTER OF ARTS FOR TEACHERS					
English	0	1			
MASTER OF FINE ARTS					
Art	4	7	3	1	10
Creative Writing	0	0	0	0	3
MASTER OF MUSIC					
Music	10	5	12	3	6
MASTER OF SCIENCE					
Economics	8	9	7	7	4

MASTER'S DEGREES BY MAJORCOLLEGE OF ARTS, HUM & SOC SCIENCES (con't) 1984-85 1985-86 1986-87 1987-88 1988-89**TOTAL FOR ARTS, HUMANITIES & SOCIAL SCIENCES**

Master of Arts	52	50	50	39	58
Master of Arts for Teachers	0	1			
Master of Fine Arts	4	7	3	1	13
Master of Music	10	5	12	3	6
Master of Science	8	9	7	7	4

COLLEGE OF BUSINESS**MASTER OF BUSINESS ADMINISTRATION**

Business Administration	39	32	26	41	28
-------------------------	----	----	----	----	----

MASTER OF SCIENCE

Business Administration	56	67	56	58	70
-------------------------	----	----	----	----	----

TOTAL FOR BUSINESS

Master of Business Administration	39	32	26	41	28
Master of Science	56	67	56	58	70

COLLEGE OF ENGINEERING**MASTER OF SCIENCE**

Agricultural Engineering	8	7	8	6	5
Atmospheric Science	16	15	10	10	13
Chemical Engineering	7	11	6	13	12
Civil Engineering	38	70	42	46	53
Electrical Engineering	13	12	19	9	22
Mechanical Engineering	8	16	11	20	18

TOTAL FOR ENGINEERING

Master of Science	90	131	96	104	123
-------------------	----	-----	----	-----	-----

COLLEGE OF FORESTRY & NATURAL RESOURCES**MASTER OF FORESTRY**

Forest and Wood Sciences	2	1	2	3	0
--------------------------	---	---	---	---	---

MASTER OF SCIENCE

Earth Resources	15	7	10	7	8
Fishery And Wildlife Biology	14	17	11	18	12
Forest and Wood Sciences	21	19	15	14	16
Geology	18	13	16	10	15
Range Science	9	11	6	13	6
Recreation Resources	9	11	4	6	5

TOTAL FOR FORESTRY & NATURAL RESOURCES

Master of Forestry	2	1	2	3	0
Master of Science	86	78	62	68	62

COLLEGE OF HUMAN RESOURCE SCIENCES**MASTER OF ARTS**

Textiles & Clothing	1	2			
---------------------	---	---	--	--	--

MASTER OF HOME ECONOMICS

Home Economics	0	1			
----------------	---	---	--	--	--

MASTER OF SCIENCE

Consumer Sciences & Housing	1	1			
Food Science & Nutrition	11	13			
Human Development & Family Studies	10	7			
Occupational Therapy	4	8			
Textiles & Clothing	1	1			

TOTAL FOR HUMAN RESOURCE SCIENCES

Master of Arts	1	2			
Master of Home Economics	0	1			
Master of Science	27	30			

COLLEGE OF NATURAL SCIENCES**MASTER OF ARTS FOR TEACHERS**

Mathematics	0	0		1	
-------------	---	---	--	---	--

MASTER OF SCIENCE

Biochemistry	3	2	2		2
--------------	---	---	---	--	---

Office of Institutional Research

MASTER'S DEGREES BY MAJOR

COLLEGE OF NATURAL SCIENCES (con't) 1984-85 1985-86 1986-87 1987-88 1988-89

MASTER OF SCIENCE (con't)

Botany					4
Botany & Plant Pathology	4	1	1		
Chemistry	3	2	0	3	4
Computer Science	19	24	16	14	17
Mathematics	4	9	13	12	14
Physics	5	1	4	7	3
Psychology	11	11	11	18	8
Statistics	1	2	6	3	4
Zoology		4	2	5	6
Zoology & Entomology	4				
TOTAL FOR NATURAL SCIENCES					
Master of Arts for Teachers	0	0		1	
Master of Science	54	56	55	62	62

COLLEGE OF PROFESSIONAL STUDIES

MASTER OF EDUCATION

Education	77	87			
Physical Education	16	14			
Vocational Education	24	26			

MASTER OF SCIENCE

Communication Disorders	20	14			
Industrial Sciences	25	11			

TOTAL FOR PROFESSIONAL STUDIES

Master of Education	117	127			
Master of Science	45	25			

COLLEGE OF VETERINARY MEDICINE & BIOMEDICAL SCIENCES

MASTER OF SCIENCE

Anatomy	2	1	3	4	2
Clinical Sciences	4	5	8	14	3
Environmental Health	7	5	4	8	12
Microbiology	7	6	5	7	3
Pathology	1	2	2	0	2
Physiology			2	8	5
Physiology & Biophysics	6	8			
Radiology & Radiation Biology	6	11	3	7	4
TOTAL FOR VETERINARY MEDICINE & BIOMEDICAL SCIENCES					
Master of Science	33	38	27	48	31

UNIVERSITY TOTAL

MASTER OF AGRICULTURE	3	8	12	12	4
MASTER OF ARTS	53	52	50	40	58
MASTER OF ARTS FOR TEACHERS	0	1	0	1	0
MASTER OF BUSINESS ADMINISTRATION	39	32	26	41	28
MASTER OF EDUCATION	117	127	146	131	138
MASTER OF FINE ARTS	4	7	3	1	13
MASTER OF FORESTRY	2	1	2	3	
MASTER OF HOME ECONOMICS	0	1	1	1	2
MASTER OF MUSIC	10	5	12	3	6
MASTER OF SCIENCE	439	464	408	463	477
MASTER OF SOCIAL WORK			18	21	26
TOTAL MASTER'S DEGREES	667	698	678	717	752

DOCTORAL DEGREES BY MAJOR

<u>COLLEGE OF AGRICULTURAL SCIENCES</u>	1984-85	1985-86	1986-87	1987-88	1988-89
DOCTOR OF PHILOSOPHY					
Agricultural & Nat. Resource Economics		3	1		
Agricultural & Resource Economics				2	3
Agricultural Economics	4				
Agronomy	5	8	3	5	5
Animal Sciences	5	6	0	4	4
Botany & Plant Pathology	2	3	1		
Entomology					3
Horticulture	0	1	0	2	2
Plant Pathology & Weed Science				2	1
Zoology & Entomology		0	2	2	
TOTAL FOR AGRICULTURAL SCIENCES					
Doctor of Philosophy	16	21	7	17	18
COLLEGE OF APPLIED HUMAN SCIENCES					
DOCTOR OF PHILOSOPHY					
Food Science & Nutrition			2	4	4
Vocational Education			22	28	17
TOTAL FOR APPLIED HUMAN SCIENCES					
Doctor of Philosophy			24	32	21
COLLEGE OF ARTS, HUMANITIES & SOCIAL SCIENCES					
DOCTOR OF PHILOSOPHY					
Economics	2	3	1	3	1
Political Science	1	0	2	1	0
Sociology	3	0	3	4	2
TOTAL FOR ARTS, HUMANITIES & SOCIAL SCIENCES					
Doctor of Philosophy	6	3	6	8	3
COLLEGE OF ENGINEERING					
DOCTOR OF PHILOSOPHY					
Agricultural Engineering	6	1	5	9	7
Atmospheric Science	9	5	7	7	7
Chemical Engineering			1	1	0
Civil Engineering	20	18	16	24	19
Electrical Engineering	4	7	4	5	6
Mechanical Engineering	3	6	8	3	4
TOTAL FOR ENGINEERING					
Doctor of Philosophy	42	37	41	49	43
COLLEGE OF FORESTRY & NATURAL RESOURCES					
DOCTOR OF PHILOSOPHY					
Earth Resources	2	3	1	3	3
Fishery & Wildlife Biology	1	3	4	3	5
Forest & Wood Sciences	3	5	4	4	4
Range Science	9	6	8	8	6
Recreation Resources	4	1	2	4	4
TOTAL FOR FORESTRY & NATURAL RESOURCES					
Doctor of Philosophy	19	18	19	22	22
COLLEGE OF HUMAN RESOURCE SCIENCES					
DOCTOR OF PHILOSOPHY					
Food Science & Nutrition	0	1			
TOTAL FOR HUMAN RESOURCE SCIENCES					
Doctor of Philosophy	0	1			
COLLEGE OF NATURAL SCIENCES					
DOCTOR OF PHILOSOPHY					
Biochemistry	2	4	5	2	7
Botany				2	2
Botany & Plant Pathology	2	2	2		

Office of Institutional Research

DOCTORAL DEGREES BY MAJOR

<u>COLLEGE OF NATURAL SCIENCES (con't)</u>	1984-85	1985-86	1986-87	1987-88	1988-89
DOCTOR OF PHILOSOPHY (con't)					
Chemistry	16	17	15	14	11
Computer Science	0	2	3	1	0
Mathematics	4	0	2	5	7
Physics	1	3	2	7	3
Psychology	10	15	12	7	11
Statistics	2	3	7	6	5
Zoology				8	1
Zoology & Entomology	5	4	2		
TOTAL FOR NATURAL SCIENCES					
Doctor of Philosophy	42	50	50	52	47
 COLLEGE OF PROFESSIONAL STUDIES					
DOCTOR OF PHILOSOPHY					
Vocational Education	12	7			
TOTAL FOR PROFESSIONAL STUDIES					
Doctor of Philosophy	12	7			
 COLLEGE OF VETERINARY MEDICINE & BIOMEDICAL SCIENCES					
DOCTOR OF PHILOSOPHY					
Anatomy	1	0	2	2	2
Clinical Sciences	1	0	0	1	1
Environmental Health					2
Microbiology	3	5	10	6	2
Pathology	7	5	6	4	6
Physiology			1	6	3
Physiology & Biophysics	4	4			
Radiology & Radiation Biology	4	1	7	2	3
DOCTOR OF VETERINARY MEDICINE					
Veterinary Medicine	133	131	133	134	122
TOTAL FOR VETERINARY MEDICINE & BIOMEDICAL SCIENCES					
Doctor of Philosophy	20	15	26	21	19
Doctor of Veterinary Medicine	133	131	133	134	122
 UNIVERSITY TOTAL					
DOCTOR OF PHILOSOPHY	157	152	173	201	173
DOCTOR OF VETERINARY MEDICINE	133	131	133	134	122
TOTAL DOCTORAL DEGREES	290	283	306	335	295

Office of Institutional Research

DEGREES BY DEPARTMENT

<u>COLLEGE OF AGRICULTURAL SCIENCES</u>	1984-85	1985-86	1986-87	1987-88	1988-89
AGRICULTURAL & RESOURCE ECONOMICS					
Bachelor's Degrees	54	62	53	36	37
Master's Degrees	11	7	7	8	5
Doctoral Degrees	4	3	1	2	3
Total Degrees	69	72	61	46	45
AGRONOMY					
Bachelor's Degrees	29	35	13	16	21
Master's Degrees	15	10	6	10	11
Doctoral Degrees	5	8	3	5	5
Total Degrees	49	53	22	31	37
ANIMAL SCIENCES					
Bachelor's Degrees	73	69	82	78	81
Master's Degrees	8	9	9	13	10
Doctoral Degrees	5	6	0	4	4
Total Degrees	86	84	91	95	95
ENTOMOLOGY					
Bachelor's Degrees		4	2	2	1
Master's Degrees		1	1	4	6
Doctoral Degrees		0	2	2	3
Total Degrees		5	5	8	10
FOOD SCIENCE & TECHNOLOGY					
Bachelor's Degrees	10	2	4	5	2
HORTICULTURE					
Bachelor's Degrees	26	32	42	30	33
Master's Degrees	5	1	6	5	2
Doctoral Degrees	0	1	0	2	2
Total Degrees	31	34	48	37	37
INTER-DEPARTMENTAL					
Bachelor's Degrees	33	35	43	17	22
Master's Degrees	3	8	12	12	4
Total Degrees	36	43	55	29	26
PLANT PATHOLOGY & WEED SCIENCE					
Bachelor's Degrees	2	3	3	0	0
Master's Degrees	1	2	1	4	3
Doctoral Degrees	2	3	1	2	1
Total Degrees	5	8	5	6	4
TOTAL FOR AGRICULTURAL SCIENCES					
Bachelor's Degrees	227	242	242	184	197
Master's Degrees	43	38	42	56	41
Doctoral Degrees	16	21	7	17	18
Total for College	286	301	291	257	256

COLLEGE OF APPLIED HUMAN SCIENCES

APPAREL, INTERIOR DESIGN & MERCHANDISING

Bachelor's Degrees	95	69	69
Master's Degrees	1	10	1
Total Degrees	96	79	70

COMMUNICATION DISORDERS

Bachelor's Degrees	20	22	14
Master's Degrees	23	16	14
Total Degrees	43	38	28

DEGREES BY DEPARTMENT

<u>COLLEGE OF APPLIED HUMAN SCIENCES (con't)</u>	1984-85	1985-86	1986-87	1987-88	1988-89
CONSUMER SCIENCES & HOUSING					
Bachelor's Degrees			41	46	41
Master's Degrees			2	1	1
Total Degrees			43	47	42
EXERCISE & SPORT SCIENCE					
Bachelor's Degrees			54	61	50
Master's Degrees			14	11	13
Total Degrees			68	72	63
FOOD SCIENCE & NUTRITION					
Bachelor's Degrees			46	48	32
Master's Degrees			7	16	14
Doctoral Degrees			2	4	4
Total Degrees			55	68	50
HUMAN DEVELOPMENT & FAMILY STUDIES					
Bachelor's Degrees			81	133	107
Master's Degrees			11	5	10
Total Degrees			92	138	117
INDUSTRIAL SCIENCES					
Bachelor's Degrees			144	149	165
Master's Degrees			29	18	23
Total Degrees			173	167	188
INTER-DEPARTMENTAL					
Bachelor's Degrees			11	8	7
Master's Degrees			1	1	2
Total Degrees			12	9	9
OCCUPATIONAL THERAPY					
Bachelor's Degrees			134	88	67
Master's Degrees			2	7	14
Total Degrees			136	95	81
OCCUPATIONAL & EDUCATIONAL STUDIES (School of)					
Bachelor's Degrees			18	5	7
Master's Degrees			132	120	136
Doctoral Degrees			22	28	17
Total Degrees			172	153	160
SOCIAL WORK					
Bachelor's Degrees			58	49	36
Master's Degrees			18	21	26
Total Degrees			76	70	62
TOTAL FOR APPLIED HUMAN SCIENCES					
Bachelor's Degrees			702	678	595
Master's Degrees			240	226	254
Doctoral Degrees			24	32	21
Total for College			966	936	870
<u>COLLEGE OF ARTS, HUMANITIES, & SOCIAL SCIENCES</u>					
ANTHROPOLOGY					
Bachelor's Degrees	9	11	10	20	11
Master's Degrees	2	3	3	5	8
Total Degrees	11	14	13	25	19
ART					
Bachelor's Degrees	91	99	116	90	99
Master's Degrees	4	7	3	1	10
Total Degrees	95	106	119	91	109

DEGREES BY DEPARTMENT

<u>COLLEGE OF ARTS, HUM & SOC SCI (con't)</u>	1984-85	1985-86	1986-87	1987-88	1988-89
ECONOMICS					
Bachelor's Degrees	63	78	73	78	45
Master's Degrees	8	9	7	8	9
Doctoral Degrees	2	3	1	3	1
Total Degrees	73	90	81	89	55
ENGLISH					
Bachelor's Degrees	31	36	47	36	45
Master's Degrees	22	20	25	9	27
Total Degrees	53	56	72	45	72
FOREIGN LANGUAGES & LITERATURES					
Bachelor's Degrees	17	16	23	25	16
Master's Degrees	6	2	1	0	3
Total Degrees	23	18	24	25	19
HISTORY					
Bachelor's Degrees	44	49	33	45	36
Master's Degrees	10	9	8	6	4
Total Degrees	54	58	41	51	40
INTER-DEPARTMENTAL					
Bachelor's Degrees	59	59	79	100	116
MUSIC					
Bachelor's Degrees	26				
Master's Degrees	10				
Total Degrees	36				
MUSIC, THEATRE & DANCE					
Bachelor's Degrees		28	26	19	18
Master's Degrees		5	12	3	6
Total Degrees		33	38	22	24
PHILOSOPHY					
Bachelor's Degrees	7	7	8	6	9
Master's Degrees	1	2	5	4	4
Total Degrees	8	9	13	10	13
POLITICAL SCIENCE					
Bachelor's Degrees	61	61	69	66	68
Master's Degrees	6	6	2	3	5
Doctoral Degrees	1	0	2	1	0
Total Degrees	68	67	73	70	73
SOCIOLOGY					
Bachelor's Degrees	8	16	9	27	27
Master's Degrees	1	3	3	7	3
Doctoral Degrees	3	0	3	4	2
Total Degrees	12	19	15	38	32
SPEECH & THEATRE ARTS					
Bachelor's Degrees	46				
Master's Degrees	4				
Total Degrees	50				
SPEECH COMMUNICATION					
Bachelor's Degrees		44	54	52	64
Master's Degrees		6	3	4	2
Total Degrees		50	57	56	66
TECHNICAL JOURNALISM					
Bachelor's Degrees	78	84	76	84	86
Master's Degrees	0	0	0	0	0
Total Degrees	78	84	76	84	86

Office of Institutional Research

DEGREES BY DEPARTMENT

<u>COLLEGE OF ARTS, HUM & SOC SCI (con't)</u>	1984-85	1985-86	1986-87	1987-88	1988-89
TOTAL FOR ARTS, HUMANITIES, & SOCIAL SCIENCES					
Bachelor's Degrees	540	588	623	648	640
Master's Degrees	74	72	72	50	81
Doctoral Degrees	6	3	6	8	3
Total for College	620	663	701	706	724
<u>COLLEGE OF BUSINESS</u>					
BUSINESS ADMINISTRATION					
Bachelor's Degrees	479	437	433	415	497
Master's Degrees	95	99	82	99	98
Total Degrees	574	536	515	514	595
TOTAL FOR BUSINESS					
Bachelor's Degrees	479	437	433	415	497
Master's Degrees	95	99	82	99	98
Total for College	574	536	515	514	595
<u>COLLEGE OF ENGINEERING</u>					
AGRICULTURAL & CHEMICAL ENGINEERING					
Bachelor's Degrees	37	31	27	25	29
Master's Degrees	15	18	14	19	17
Doctoral Degrees	6	1	6	10	7
Total Degrees	58	50	47	54	53
ATMOSPHERIC SCIENCE					
Master's Degrees	16	15	10	10	13
Doctoral Degrees	9	5	7	7	7
Total Degrees	25	20	17	17	20
CIVIL ENGINEERING					
Bachelor's Degrees	70	55	45	72	55
Master's Degrees	38	70	42	46	53
Doctoral Degrees	20	18	16	24	19
Total Degrees	128	143	103	142	127
ELECTRICAL ENGINEERING					
Bachelor's Degrees	47	74	74	88	85
Master's Degrees	13	12	19	9	22
Doctoral Degrees	4	7	4	5	6
Total Degrees	64	93	97	102	113
INTER-DEPARTMENTAL					
Bachelor's Degrees	19	20	27	11	16
MECHANICAL ENGINEERING					
Bachelor's Degrees	90	97	73	70	63
Master's Degrees	8	16	11	20	18
Doctoral Degrees	3	6	8	3	4
Total Degrees	101	119	92	93	85
TOTAL FOR ENGINEERING					
Bachelor's Degrees	263	277	246	266	248
Master's Degrees	90	131	96	104	123
Doctoral Degrees	42	37	41	49	43
Total for College	395	445	383	419	414
<u>COLLEGE OF FORESTRY & NATURAL RESOURCES</u>					
EARTH RESOURCES					
Bachelor's Degrees	74	75	44	25	22
Master's Degrees	33	20	26	17	23

DEGREES BY DEPARTMENT

<u>COLLEGE OF FORESTRY & NAT RES (con't)</u>	1984-85	1985-86	1986-87	1987-88	1988-89
EARTH RESOURCES (con't)					
Doctoral Degrees	2	3	1	3	3
Total Degrees	109	98	71	45	48
FISHERY & WILDLIFE BIOLOGY					
Bachelor's Degrees	64	42	69	47	44
Master's Degrees	14	17	11	18	12
Doctoral Degrees	1	3	4	3	5
Total Degrees	79	62	84	68	61
FOREST & WOOD SCIENCES					
Bachelor's Degrees	53	48	40	41	28
Master's Degrees	2	20	17	17	16
Doctoral Degrees	3	5	4	4	4
Total Degrees	58	73	61	62	48
RANGE SCIENCE					
Bachelor's Degrees	22	16	10	7	3
Master's Degrees	9	11	6	13	6
Doctoral Degrees	9	6	8	8	6
Total Degrees	40	33	24	28	15
RECREATION RESOURCES/LANDSCAPE ARCHITECTURE					
Bachelor's Degrees	49	50	50	38	52
Master's Degrees	9	11	4	6	5
Doctoral Degrees	4	1	2	4	4
Total Degrees	62	62	56	48	61
TOTAL FOR FORESTRY & NATURAL RESOURCES					
Bachelor's Degrees	262	231	213	158	149
Master's Degrees	88	79	64	71	62
Doctoral Degrees	19	18	19	22	22
Total for College	369	328	296	251	233
 <u>COLLEGE OF HUMAN RESOURCE SCIENCES</u>					
CONSUMER SCIENCES & HOUSING					
Bachelor's Degrees	54	47			
Master's Degrees	1	1			
Total Degrees	55	48			
FOOD SCIENCE & HUMAN NUTRITION					
Bachelor's Degrees	41	55			
Master's Degrees	11	13			
Doctoral Degrees	0	1			
Total Degrees	52	69			
HUMAN DEVELOPMENT & FAMILY STUDIES					
Bachelor's Degrees	61	71			
Master's Degrees	10	7			
Total Degrees	71	78			
INTER-DEPARTMENTAL					
Bachelor's Degrees	11	12			
Master's Degrees	0	1			
Total Degrees	11	13			
OCCUPATIONAL THERAPY					
Bachelor's Degrees	53	72			
Master's Degrees	4	8			
Total Degrees	57	81			

Office of Institutional Research

DEGREES BY DEPARTMENT

<u>COLLEGE OF HUMAN RESOURCE SCIENCES (con't)</u>	1984-85	1985-86	1986-87	1987-88	1988-89
TEXTILES & CLOTHING					
Bachelor's Degrees	62	74			
Master's Degrees	2	3			
Total Degrees	64	77			
TOTAL FOR HUMAN RESOURCE SCIENCES					
Bachelor's Degrees	282	331			
Master's Degrees	28	33			
Doctoral Degrees	0	1			
Total for College	310	365			
<u>COLLEGE OF NATURAL SCIENCES</u>					
BIOCHEMISTRY					
Bachelor's Degrees	6	17	9	19	11
Master's Degrees	3	2	2	0	2
Doctoral Degrees	2	4	5	2	7
Total Degrees	11	23	16	21	20
BIOLOGY					
Bachelor's Degrees				99	128
Master's Degrees				5	10
Doctoral Degrees				10	3
Total Degrees				114	141
BOTANY					
Bachelor's Degrees	4	1	6		
Master's Degrees	4	1	1		
Doctoral Degrees	2	2	2		
Total Degrees	10	4	9		
CHEMISTRY					
Bachelor's Degrees	12	26	23	22	26
Master's Degrees	3	2	0	3	4
Doctoral Degrees	16	17	15	14	11
Total Degrees	31	45	38	39	41
COMPUTER SCIENCE					
Bachelor's Degrees	93	119	98	79	87
Master's Degrees	19	24	16	14	17
Doctoral Degrees	0	2	3	1	0
Total Degrees	112	145	117	94	104
INTER-DEPARTMENTAL					
Bachelor's Degrees	83	86	69	3	4
MATHEMATICS					
Bachelor's Degrees	43	60	49	73	54
Master's Degrees	4	9	13	13	14
Doctoral Degrees	4	0	2	5	7
Total Degrees	51	69	64	91	75
PHYSICS					
Bachelor's Degrees	19	13	14	12	14
Master's Degrees	5	1	4	7	3
Doctoral Degrees	1	2	2	7	3
Total Degrees	25	17	20	26	20
PSYCHOLOGY					
Bachelor's Degrees	105	101	76	111	105
Master's Degrees	11	11	11	18	8
Doctoral Degrees	10	15	12	7	11
Total Degrees	126	127	99	136	124

DEGREES BY DEPARTMENT

<u>COLLEGE OF NATURAL SCIENCES (con't)</u>	1984-85	1985-86	1986-87	1987-88	1988-89
STATISTICS					
Bachelor's Degrees	1	2	2	1	0
Master's Degrees	1	2	6	3	4
Doctoral Degrees	2	3	7	6	5
Total Degrees	4	7	15	10	9
ZOOLOGY					
Bachelor's Degrees	30	38	36		
Master's Degrees	4	4	2		
Doctoral Degrees	5	4	2		
Total Degrees	39	46	40		
TOTAL FOR NATURAL SCIENCES					
Bachelor's Degrees	396	463	382	419	429
Master's Degrees	54	56	55	63	62
Doctoral Degrees	42	50	50	52	47
Total for College	492	569	487	534	538
<u>COLLEGE OF PROFESSIONAL STUDIES</u>					
COMMUNICATION DISORDERS					
Bachelor's Degrees	21	14			
Master's Degrees	20	11			
Total Degrees	41	25			
EDUCATION					
Master's Degrees	77	87			
INDUSTRIAL SCIENCES					
Bachelor's Degrees	132	149			
Master's Degrees	25	11			
Total Degrees	157	160			
INTER-DEPARTMENTAL					
Bachelor's Degrees	0	2			
Master's Degrees	0	3			
Total Degrees	0	5			
PHYSICAL EDUCATION					
Bachelor's Degrees	47	52			
Master's Degrees	16	14			
Total Degrees	63	66			
SOCIAL WORK					
Bachelor's Degrees	57	46			
Master's Degrees	0	0			
Total Degrees	57	46			
VOCATIONAL EDUCATION					
Bachelor's Degrees	15	23			
Master's Degrees	24	26			
Doctoral Degrees	12	7			
Total Degrees	51	56			
TOTAL FOR PROFESSIONAL STUDIES					
Bachelor's Degrees	272	286			
Master's Degrees	162	152			
Doctoral Degrees	12	7			
Total for College	446	445			

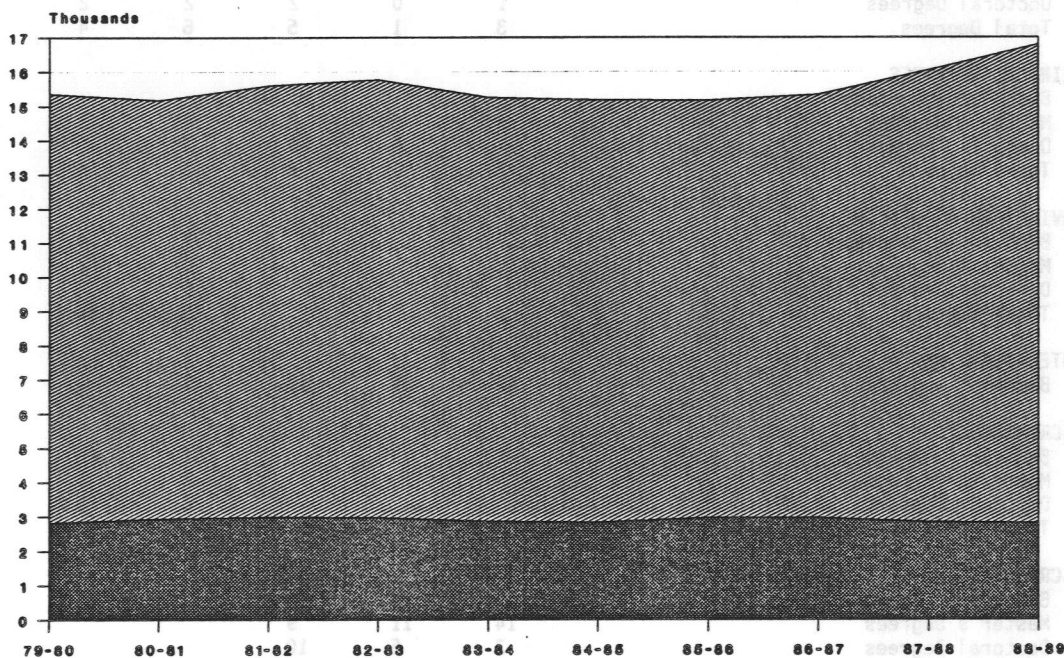
Office of Institutional Research

DEGREES BY DEPARTMENT

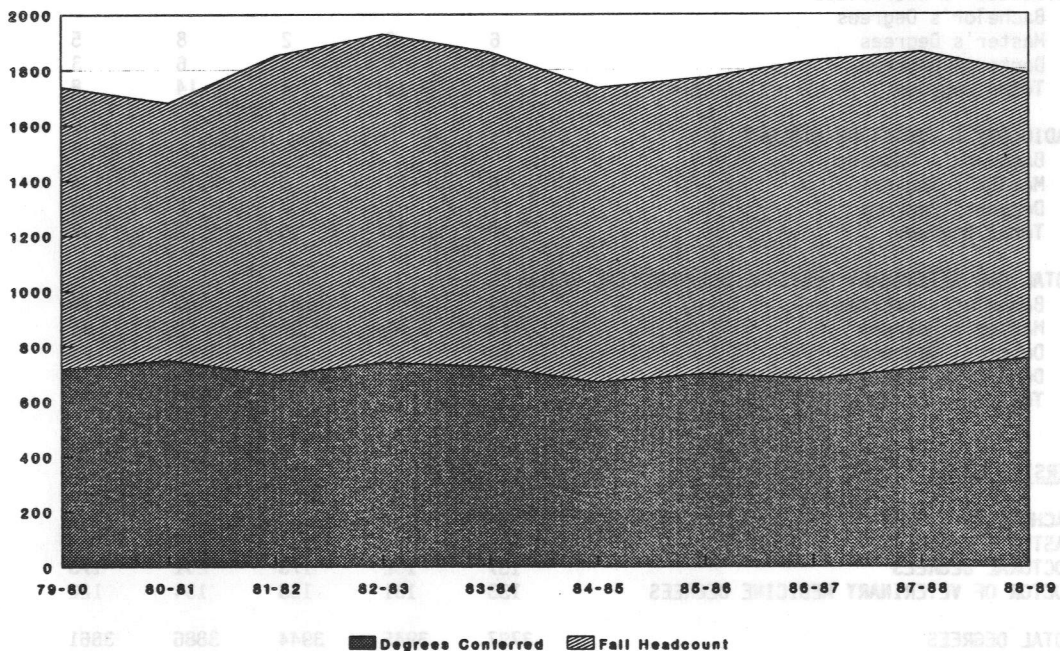
<u>COLLEGE OF VET MEDICINE & BIONED SCI</u>	1984-85	1985-86	1986-87	1987-88	1988-89
ANATOMY & NEUROBIOLOGY					
Master's Degrees	2	1	3	4	2
Doctoral Degrees	1	0	2	2	2
Total Degrees	3	1	5	6	4
CLINICAL SCIENCES					
Bachelor's Degrees					
Master's Degrees	4	5	8	14	3
Doctoral Degrees	1	0	0	1	1
Total Degrees	5	5	8	15	4
ENVIRONMENTAL HEALTH					
Bachelor's Degrees				7	16
Master's Degrees				8	12
Doctoral Degrees				0	2
Total Degrees				15	30
INTER-DEPARTMENTAL					
Bachelor's Degrees	38	31	36	7	1
MICROBIOLOGY					
Bachelor's Degrees				52	42
Master's Degrees				7	3
Doctoral Degrees				6	2
Total Degrees				65	47
MICROBIOLOGY & ENVIRONMENTAL HEALTH					
Bachelor's Degrees	81	78	83		
Master's Degrees	14	11	9		
Doctoral Degrees	3	5	10		
Total Degrees	98	94	102		
PATHOLOGY					
Bachelor's Degrees					
Master's Degrees	1	2	2	0	2
Doctoral Degrees	7	5	6	4	6
Total Degrees	8	7	8	4	8
PHYSIOLOGY & BIOPHYSICS					
Bachelor's Degrees					
Master's Degrees	6	8	2	8	5
Doctoral Degrees	4	4	1	6	3
Total Degrees	10	12	3	14	8
RADIOLOGY & RADIATION BIOLOGY					
Bachelor's Degrees					
Master's Degrees	6	11	3	7	4
Doctoral Degrees	4	1	7	2	3
Total Degrees	10	12	10	9	7
TOTAL FOR VETERINARY MEDICINE & BIOMEDICAL SCIENCES					
Bachelor's Degrees	119	109	119	66	59
Master's Degrees	33	38	27	48	31
Doctoral Degrees	20	15	26	21	19
Doctor of Veterinary Medicine	133	131	133	134	122
Total for College	305	293	305	269	231
UNIVERSITY TOTAL					
BACHELOR'S DEGREES	2840	2964	2960	2834	2814
MASTER'S DEGREES	667	698	678	717	752
DOCTORAL DEGREES	157	152	173	201	173
DOCTOR OF VETERINARY MEDICINE DEGREES	133	131	133	134	122
TOTAL DEGREES	3797	3945	3944	3886	3861

TEN-YEAR COMPARISON OF DEGREES CONFERRED VERSUS FALL HEADCOUNT

UNDERGRADUATE ENROLLMENT
WITH BACHELOR'S DEGREES CONFERRED

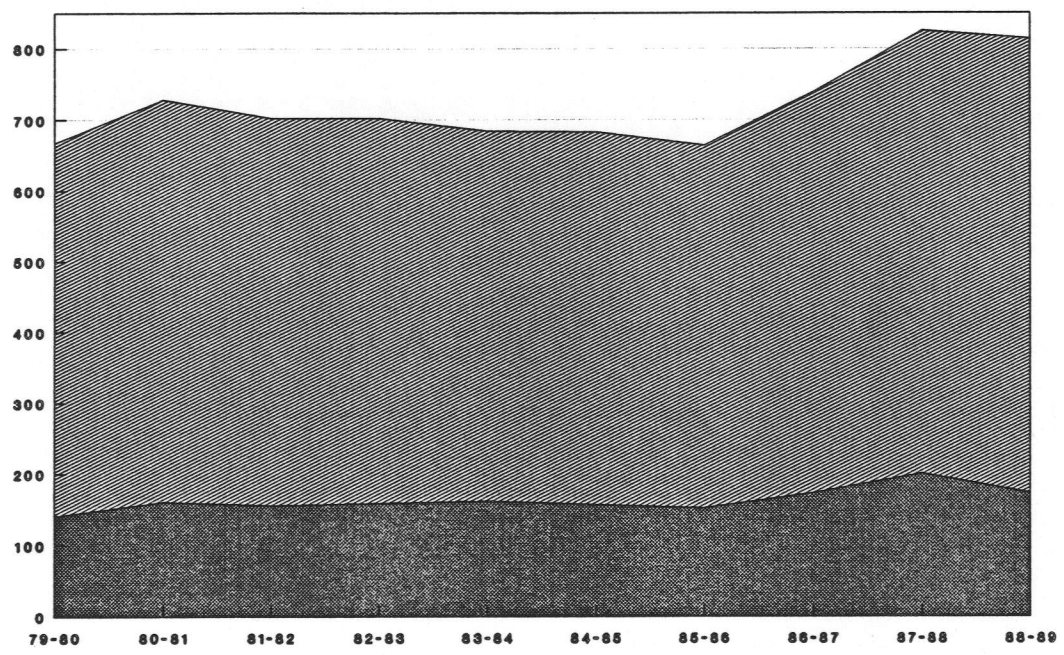


GRADUATE I ENROLLMENT
WITH MASTER'S DEGREES CONFERRED

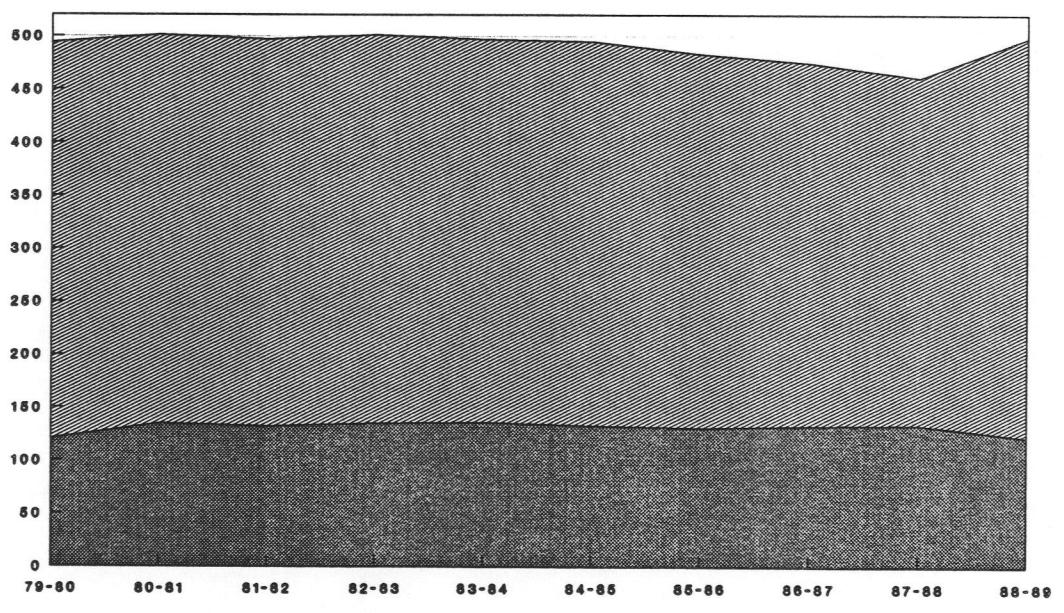


TEN-YEAR COMPARISON OF DEGREES CONFERRED VERSUS FALL HEADCOUNT

GRADUATE II ENROLLMENT
WITH DOCTORAL DEGREES CONFERRED



PROF. VETERINARY MEDICINE ENROLLMENT
WITH DVM DEGREES CONFERRED



■ Degrees Conferred ▨ Fall Headcount