



**ENROLLMENT DATA**  
**FALL 1990**

# Table of Contents

Fall Semester 1990

**ENROLLMENT DATA SUMMARY CHARTS BY:**

|                                     |   |
|-------------------------------------|---|
| RESIDENCY.....                      | 1 |
| GENDER.....                         | 2 |
| ETHNICITY.....                      | 3 |
| COLLEGE.....                        | 4 |
| REGISTRATION TYPE .....             | 6 |
| FULL-TIME/PART-TIME ENROLLMENT..... | 7 |
| CLASS .....                         | 8 |
| AGE AT REGISTRATION.....            | 9 |

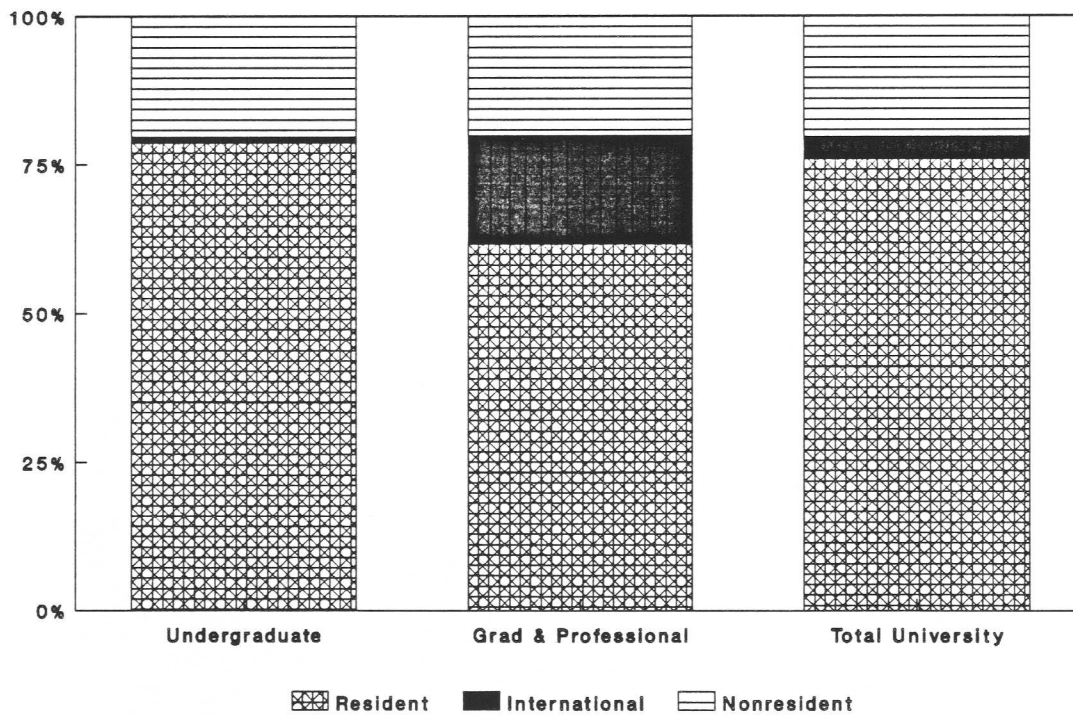
**ENROLLMENT DATA BREAKDOWNS BY:**

|  |    |
|--|----|
| MAJOR AND CLASS.....                               | 11 |
| REGISTRATION TYPE, CLASS, COLLEGE & RESIDENCY..... | 14 |
| ETHNICITY, COLLEGE AND CLASS.....                  | 16 |
| FULL/PART-TIME STATUS BY COLLEGE AND GENDER.....   | 18 |

*Enrollment data includes regular on-campus students only. Continuing Education and SURGE students are not counted. International students are considered nonresidents unless otherwise indicated.*

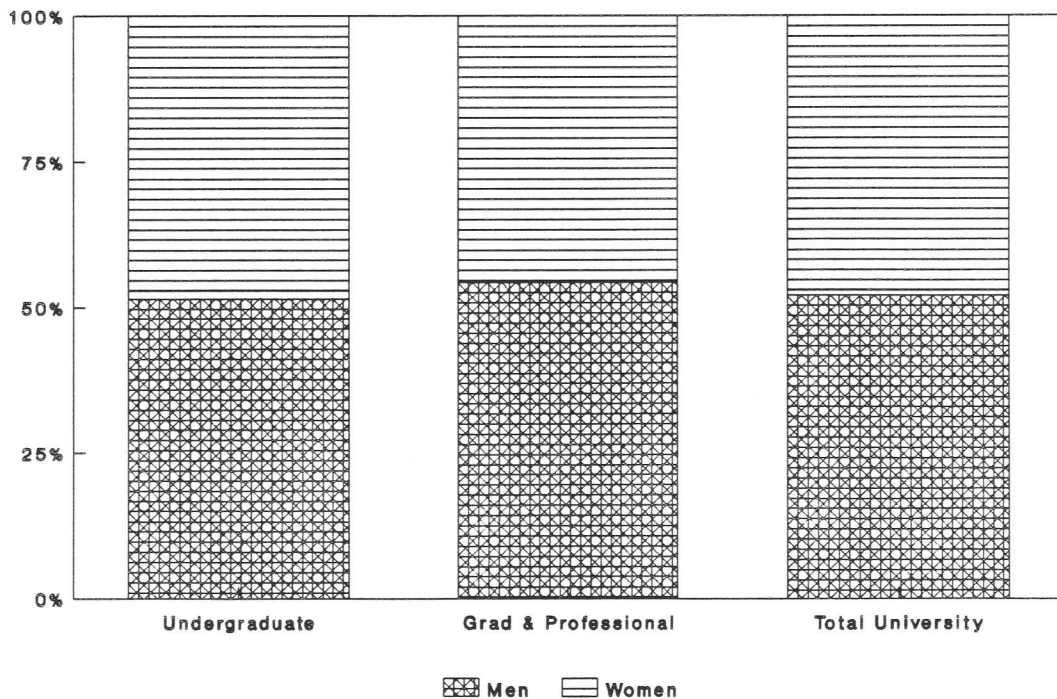
# Residency

|                                  | #             | PERCENT OF CATEGORY | PERCENT OF UNIVERSITY |
|----------------------------------|---------------|---------------------|-----------------------|
| <b>UNDERGRADUATE</b>             |               |                     |                       |
| Resident                         | 13,670        | 78.7%               | 65.7%                 |
| Foreign                          | 161           | 0.9%                | 0.8%                  |
| Nonresident                      | 3,539         | 20.4%               | 17.0%                 |
| <b>Total Undergraduates</b>      | <b>17,370</b> | <b>100.0%</b>       | <b>83.5%</b>          |
| <b>GRADUATE AND PROFESSIONAL</b> |               |                     |                       |
| Resident                         | 2,113         | 61.7%               | 10.2%                 |
| Foreign                          | 622           | 18.2%               | 3.0%                  |
| Nonresident                      | 690           | 20.1%               | 3.3%                  |
| <b>Total Graduates</b>           | <b>3,425</b>  | <b>100.0%</b>       | <b>16.5%</b>          |
| <b>UNIVERSITY</b>                |               |                     |                       |
| Resident                         | 15,783        | 75.9%               | 75.9%                 |
| Foreign                          | 783           | 3.8%                | 3.8%                  |
| Nonresident                      | 4,229         | 20.3%               | 20.3%                 |
| <b>University Total</b>          | <b>20,795</b> | <b>100.0%</b>       | <b>100.0%</b>         |



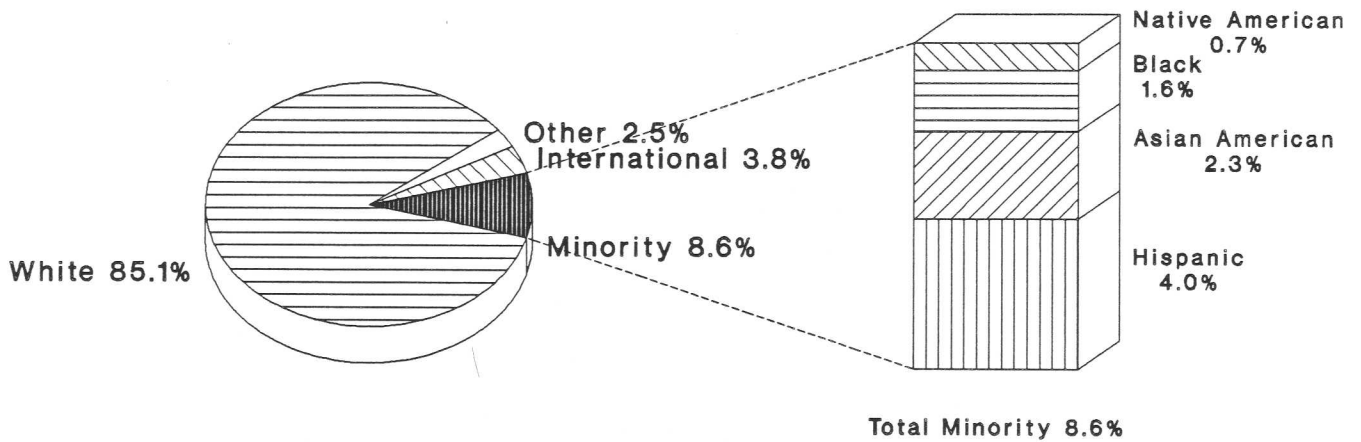
# Gender

|                                  | #            | PERCENT OF UNIVERSITY |
|----------------------------------|--------------|-----------------------|
| <b>UNDERGRADUATE</b>             |              |                       |
| Resident Men                     | 6901         | 33.2%                 |
| Resident Women                   | 6766         | 32.6%                 |
| Nonresident Men                  | 2052         | 9.9%                  |
| Nonresident Women                | 1646         | 7.9%                  |
| Total Undergraduate Men          | 8953         | 43.1%                 |
| Total Undergraduate Women        | 8412         | 40.5%                 |
| Total Unknown                    | 5            |                       |
| <b>GRADUATE AND PROFESSIONAL</b> |              |                       |
| Resident Men                     | 1013         | 4.9%                  |
| Resident Women                   | 1100         | 5.3%                  |
| Nonresident Men                  | 842          | 4.0%                  |
| Nonresident Women                | 459          | 2.2%                  |
| Total Graduate Men               | 1855         | 8.9%                  |
| Total Graduate Women             | 1559         | 7.5%                  |
| Total Unknown                    | 11           |                       |
| <b>UNIVERSITY TOTAL</b>          |              |                       |
| Resident Men                     | 7914         | 38.1%                 |
| Resident Women                   | 7866         | 37.9%                 |
| Nonresident Men                  | 2894         | 13.9%                 |
| Nonresident Women                | 2105         | 10.1%                 |
| Total Men                        | 10808        | 52.0%                 |
| Total Women                      | 9971         | 48.0%                 |
| Total Unknown                    | 16           |                       |
| <b>Overall Total</b>             | <b>20795</b> | <b>100.0%</b>         |



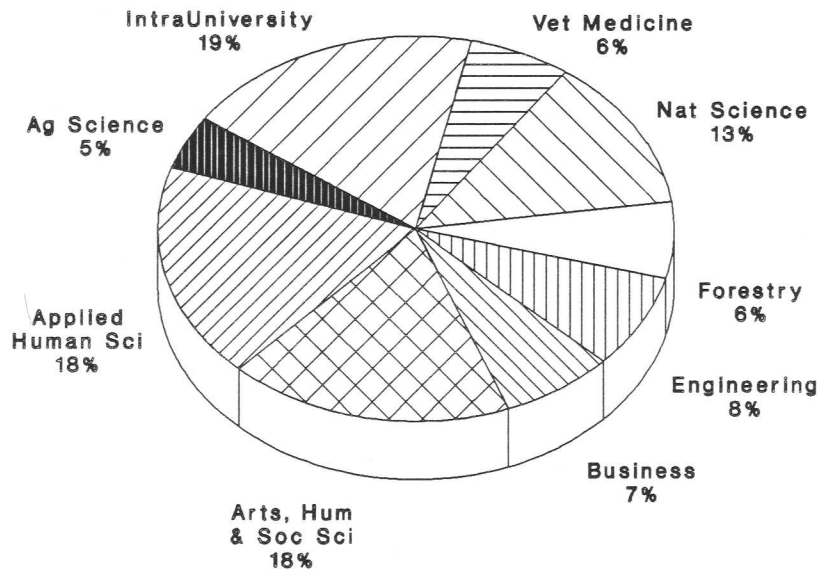
# Ethnicity

|                                  | RESIDENT     |               | NONRESIDENT |               | TOTAL        |               |
|----------------------------------|--------------|---------------|-------------|---------------|--------------|---------------|
|                                  | #            | % OF CATEGORY | #           | % OF CATEGORY | #            | % OF CATEGORY |
| <b>UNDERGRADUATE</b>             |              |               |             |               |              |               |
| Native American                  | 80           | 0.6%          | 45          | 1.2%          | 125          | 0.7%          |
| Black                            | 238          | 1.7%          | 72          | 1.9%          | 310          | 1.8%          |
| Asian American                   | 263          | 1.9%          | 136         | 3.7%          | 399          | 2.3%          |
| Hispanic                         | 653          | 4.8%          | 85          | 2.3%          | 738          | 4.2%          |
| White                            | 12088        | 88.4%         | 3133        | 84.7%         | 15221        | 87.6%         |
| International                    | 0            | 0.0%          | 161         | 4.4%          | 161          | 0.9%          |
| Other                            | 348          | 2.5%          | 68          | 1.8%          | 416          | 2.4%          |
| <b>Total Undergraduates</b>      | <b>13670</b> | <b>100.0%</b> | <b>3700</b> | <b>100.0%</b> | <b>17370</b> | <b>100.0%</b> |
| <b>GRADUATE AND PROFESSIONAL</b> |              |               |             |               |              |               |
| Native American                  | 17           | 0.8%          | 8           | 0.6%          | 25           | 0.7%          |
| Black                            | 24           | 1.1%          | 3           | 0.2%          | 27           | 0.8%          |
| Asian American                   | 50           | 2.4%          | 27          | 2.1%          | 77           | 2.2%          |
| Hispanic                         | 58           | 2.7%          | 28          | 2.1%          | 86           | 2.5%          |
| White                            | 1879         | 88.9%         | 601         | 45.8%         | 2480         | 72.4%         |
| International                    | 0            | 0.0%          | 622         | 47.4%         | 622          | 18.2%         |
| Other                            | 85           | 4.0%          | 23          | 1.8%          | 108          | 3.2%          |
| <b>Total Graduates</b>           | <b>2113</b>  | <b>100.0%</b> | <b>1312</b> | <b>100.0%</b> | <b>3425</b>  | <b>100.0%</b> |
| <b>UNIVERSITY TOTAL</b>          |              |               |             |               |              |               |
| Native American                  | 97           | 0.6%          | 53          | 1.1%          | 150          | 0.7%          |
| Black                            | 262          | 1.7%          | 75          | 1.5%          | 337          | 1.6%          |
| Asian American                   | 313          | 2.0%          | 163         | 3.3%          | 476          | 2.3%          |
| Hispanic                         | 711          | 4.5%          | 113         | 2.3%          | 824          | 4.0%          |
| White                            | 13967        | 88.5%         | 3734        | 74.5%         | 17701        | 85.1%         |
| International                    | 0            | 0.0%          | 783         | 15.6%         | 783          | 3.8%          |
| Other                            | 433          | 2.7%          | 91          | 1.8%          | 524          | 2.5%          |
| <b>UNIVERSITY TOTAL</b>          | <b>15783</b> | <b>100.0%</b> | <b>5012</b> | <b>100.0%</b> | <b>20795</b> | <b>100.0%</b> |

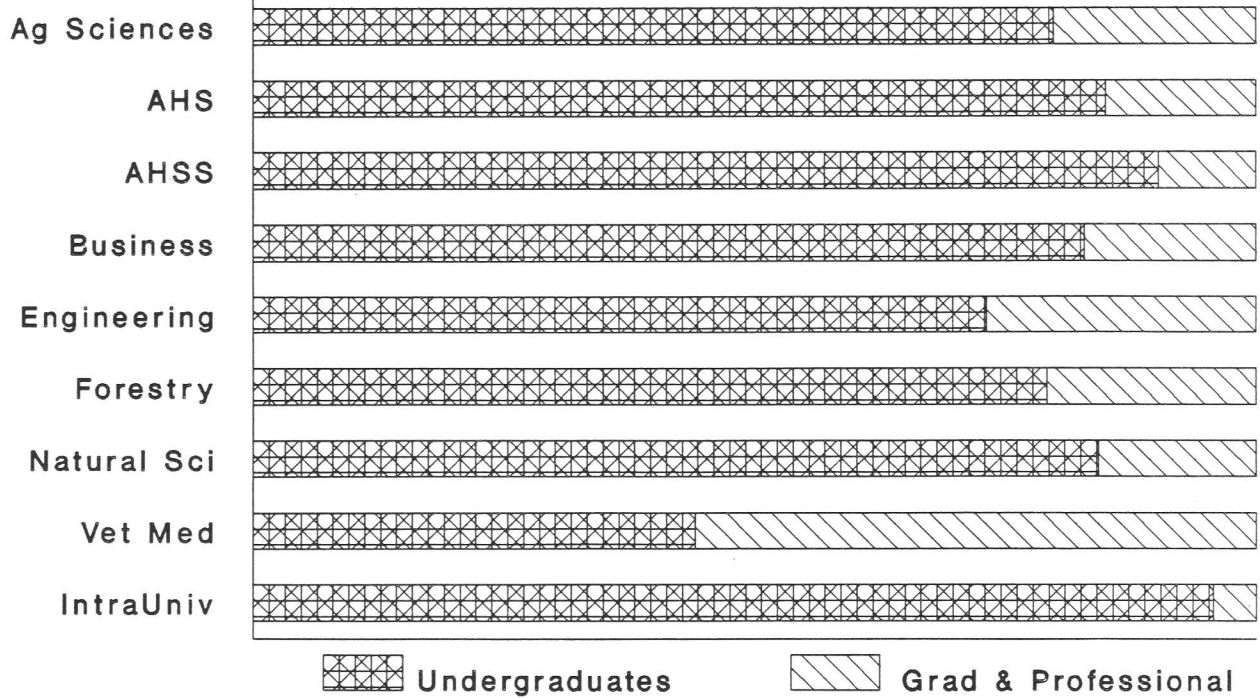
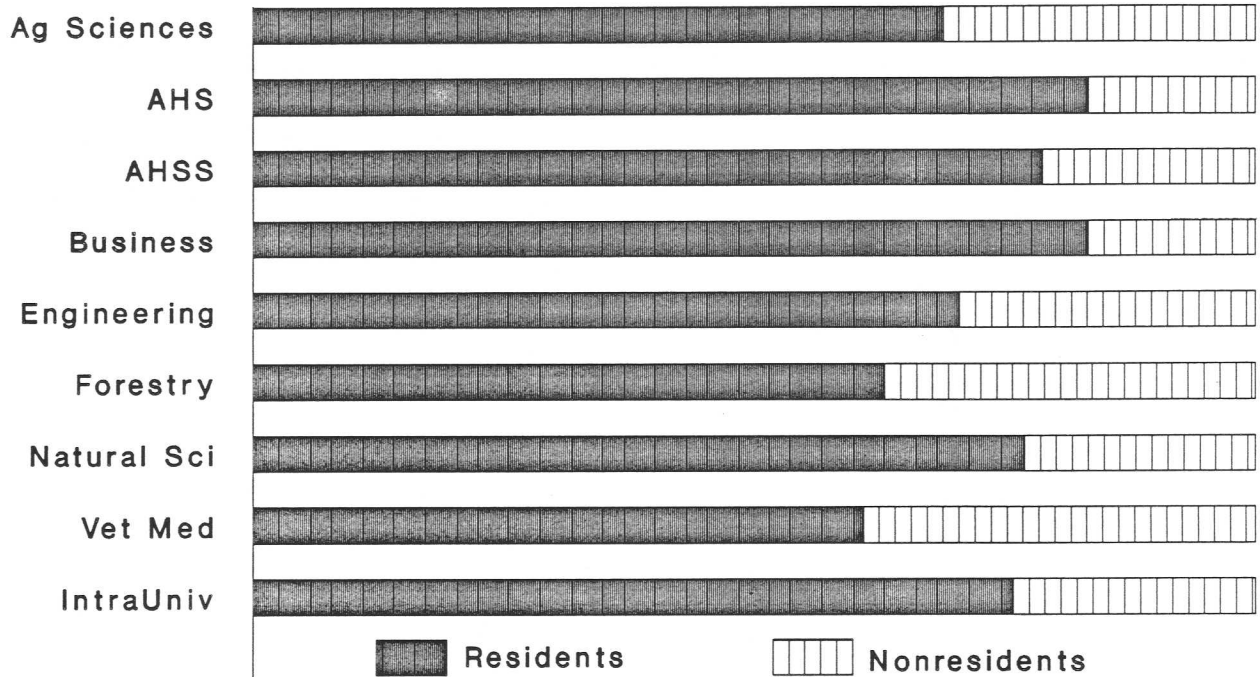


# College

|                                  | RESIDENT     |               | NONRESIDENT |               | TOTAL        |               |
|----------------------------------|--------------|---------------|-------------|---------------|--------------|---------------|
|                                  | #            | % OF CATEGORY | #           | % OF CATEGORY | #            | % OF CATEGORY |
| <b>UNDERGRADUATE</b>             |              |               |             |               |              |               |
| Agricultural Sciences            | 560          | 4.1%          | 200         | 5.4%          | 760          | 4.4%          |
| Applied Human Sciences           | 2670         | 19.5%         | 534         | 14.4%         | 3204         | 18.4%         |
| Art, Hum. & Soc. Sci.            | 2685         | 19.6%         | 673         | 18.2%         | 3358         | 19.3%         |
| Business                         | 1059         | 7.7%          | 161         | 4.4%          | 1220         | 7.0%          |
| Engineering                      | 1001         | 7.3%          | 208         | 5.6%          | 1209         | 7.0%          |
| Forestry & Nat. Resource         | 681          | 5.0%          | 370         | 10.0%         | 1051         | 6.1%          |
| Natural Sciences                 | 1805         | 13.2%         | 451         | 12.2%         | 2256         | 13.0%         |
| Vet. Med. & Biomed. Sci.         | 402          | 2.9%          | 184         | 5.0%          | 586          | 3.4%          |
| Intra-University                 | 2807         | 20.5%         | 919         | 24.8%         | 3726         | 21.5%         |
| <b>Total Undergraduates</b>      | <b>13670</b> | <b>100.0%</b> | <b>3700</b> | <b>100.0%</b> | <b>17370</b> | <b>100.0%</b> |
| <b>GRADUATE AND PROFESSIONAL</b> |              |               |             |               |              |               |
| Agricultural Sciences            | 96           | 4.5%          | 96          | 7.3%          | 192          | 5.6%          |
| Applied Human Sciences           | 471          | 22.3%         | 95          | 7.2%          | 566          | 16.5%         |
| Art, Hum. & Soc. Sci.            | 247          | 11.7%         | 117         | 8.9%          | 364          | 10.6%         |
| Business                         | 169          | 8.0%          | 84          | 6.4%          | 253          | 7.4%          |
| Engineering                      | 165          | 7.8%          | 279         | 21.3%         | 444          | 13.0%         |
| Forestry & Nat. Resource         | 157          | 7.4%          | 120         | 9.1%          | 277          | 8.1%          |
| Natural Sciences                 | 255          | 12.1%         | 165         | 12.6%         | 420          | 12.3%         |
| Vet. Med. & Biomed. Sci.         | 407          | 19.3%         | 334         | 25.5%         | 741          | 21.6%         |
| Intra-University                 | 146          | 6.9%          | 22          | 1.7%          | 168          | 4.9%          |
| <b>Total Graduates</b>           | <b>2113</b>  | <b>100.0%</b> | <b>1312</b> | <b>100.0%</b> | <b>3425</b>  | <b>100.0%</b> |
| <b>UNIVERSITY TOTAL</b>          |              |               |             |               |              |               |
| Agricultural Sciences            | 656          | 4.2%          | 296         | 5.9%          | 952          | 4.6%          |
| Applied Human Sciences           | 3141         | 19.9%         | 629         | 12.5%         | 3770         | 18.1%         |
| Art, Hum. & Soc. Sci.            | 2932         | 18.6%         | 790         | 15.8%         | 3722         | 17.9%         |
| Business                         | 1228         | 7.8%          | 245         | 4.9%          | 1473         | 7.1%          |
| Engineering                      | 1166         | 7.4%          | 487         | 9.7%          | 1653         | 7.9%          |
| Forestry & Nat. Resource         | 838          | 5.3%          | 490         | 9.8%          | 1328         | 6.4%          |
| Natural Sciences                 | 2060         | 13.1%         | 616         | 12.3%         | 2676         | 12.9%         |
| Vet. Med. & Biomed. Sci.         | 809          | 5.1%          | 518         | 10.3%         | 1327         | 6.4%          |
| Intra-University                 | 2953         | 18.7%         | 941         | 18.8%         | 3894         | 18.7%         |
| <b>UNIVERSITY TOTAL</b>          | <b>15783</b> | <b>100.0%</b> | <b>5012</b> | <b>100.0%</b> | <b>20795</b> | <b>100.0%</b> |

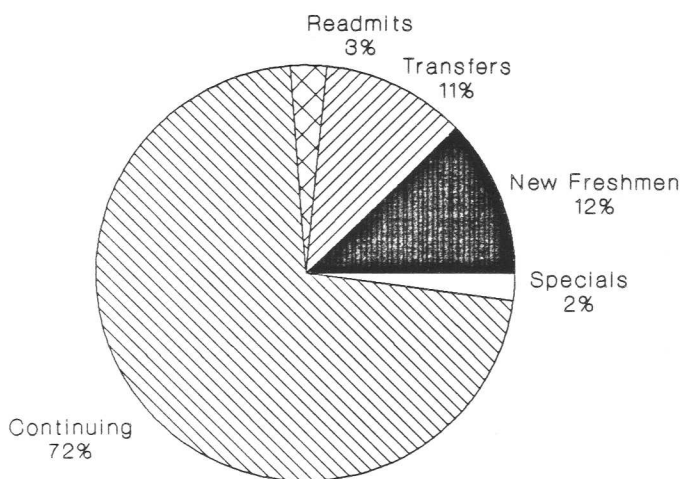


# College

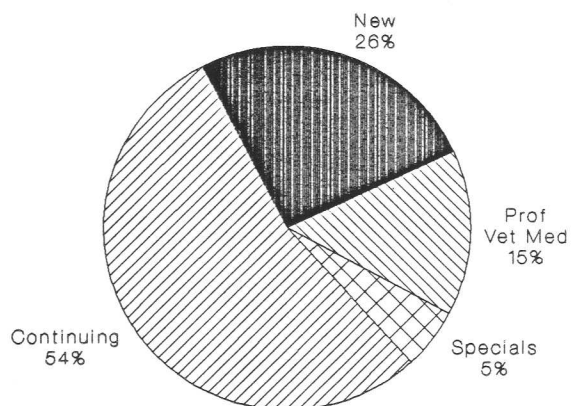


# Registration Type

|                                  | RESIDENT<br># | NONRESIDENT<br># | TOTAL<br>#   | PERCENT OF<br>UNIVERSITY |
|----------------------------------|---------------|------------------|--------------|--------------------------|
| <b>UNDERGRADUATE</b>             |               |                  |              |                          |
| New Freshmen                     | 1450          | 671              | 2121         | 10.2%                    |
| Transfer Students                | 1353          | 591              | 1944         | 9.3%                     |
| Readmitted Students              | 409           | 78               | 487          | 2.3%                     |
| Continuing Students              | 10130         | 2323             | 12453        | 59.9%                    |
| Special Students                 | 328           | 37               | 365          | 1.8%                     |
| <b>Total Undergraduates</b>      | <b>13670</b>  | <b>3700</b>      | <b>17370</b> | <b>83.5%</b>             |
| <b>GRADUATE</b>                  |               |                  |              |                          |
| New & Readmitted Students        | 421           | 459              | 880          | 4.2%                     |
| Continuing Students              | 1293          | 564              | 1857         | 8.9%                     |
| Special Students                 | 161           | 22               | 183          | 0.9%                     |
| <b>Total Graduates</b>           | <b>1875</b>   | <b>1045</b>      | <b>2920</b>  | <b>14.0%</b>             |
| <b>PROF. VETERINARY MEDICINE</b> | <b>238</b>    | <b>267</b>       | <b>505</b>   | <b>2.4%</b>              |
| <b>UNIVERSITY TOTAL</b>          | <b>15783</b>  | <b>4229</b>      | <b>20795</b> | <b>100.0%</b>            |



**Undergraduates**



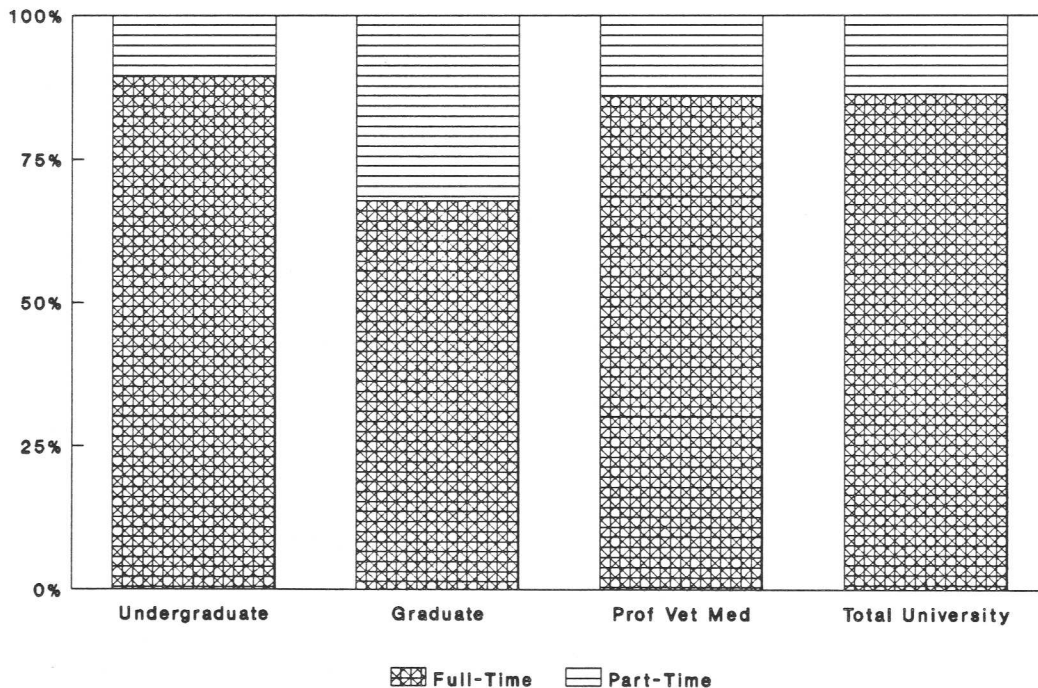
**Graduates**



# Full-Time/Part-Time Enrollment

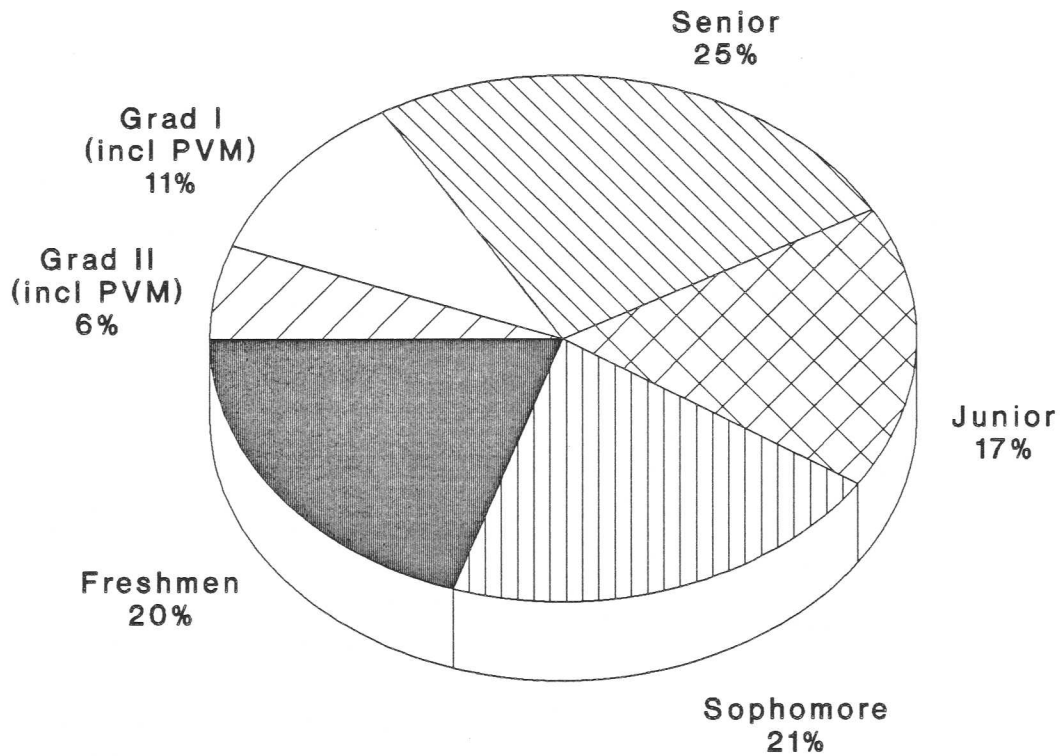
|                                 | #            | PERCENT OF UNIVERSITY |                                 | #           | PERCENT OF UNIVERSITY |
|---------------------------------|--------------|-----------------------|---------------------------------|-------------|-----------------------|
| <b>FULL-TIME RESIDENTS*</b>     |              |                       | <b>PART-TIME RESIDENTS</b>      |             |                       |
| Undergraduate                   | 12122        | 58.3%                 | Undergraduate                   | 1548        | 7.4%                  |
| Graduate                        | 1202         | 5.8%                  | Graduate                        | 673         | 3.2%                  |
| Prof. Veterinary Medicine       | 206          | 1.0%                  | Prof. Veterinary Medicine       | 32          | 0.2%                  |
| <b>Total</b>                    | <b>13530</b> | <b>65.1%</b>          | <b>Total</b>                    | <b>2253</b> | <b>10.8%</b>          |
| <b>FULL-TIME NONRESIDENTS</b>   |              |                       | <b>PART-TIME NONRESIDENTS</b>   |             |                       |
| Undergraduate                   | 3416         | 16.4%                 | Undergraduate                   | 284         | 1.4%                  |
| Graduate                        | 776          | 3.7%                  | Graduate                        | 269         | 1.3%                  |
| Prof. Veterinary Medicine       | 228          | 1.1%                  | Prof. Veterinary Medicine       | 39          | 0.2%                  |
| <b>Total</b>                    | <b>4420</b>  | <b>21.3%</b>          | <b>Total</b>                    | <b>592</b>  | <b>2.8%</b>           |
| <b>TOTAL FULL-TIME STUDENTS</b> |              |                       | <b>TOTAL PART-TIME STUDENTS</b> |             |                       |
| Undergraduate                   | 15538        | 74.7%                 | Undergraduate                   | 1832        | 8.8%                  |
| Graduate                        | 1978         | 9.5%                  | Graduate                        | 942         | 4.5%                  |
| Prof. Veterinary Medicine       | 434          | 2.1%                  | Prof. Veterinary Medicine       | 71          | 0.3%                  |
| <b>Total</b>                    | <b>17950</b> | <b>86.4%</b>          | <b>Total</b>                    | <b>2845</b> | <b>13.7%</b>          |

\*Full-time students = undergraduates enrolled for 12 or more credits  
 graduates enrolled for 9 or more credits  
 professional veterinary students enrolled for 15 or more credits



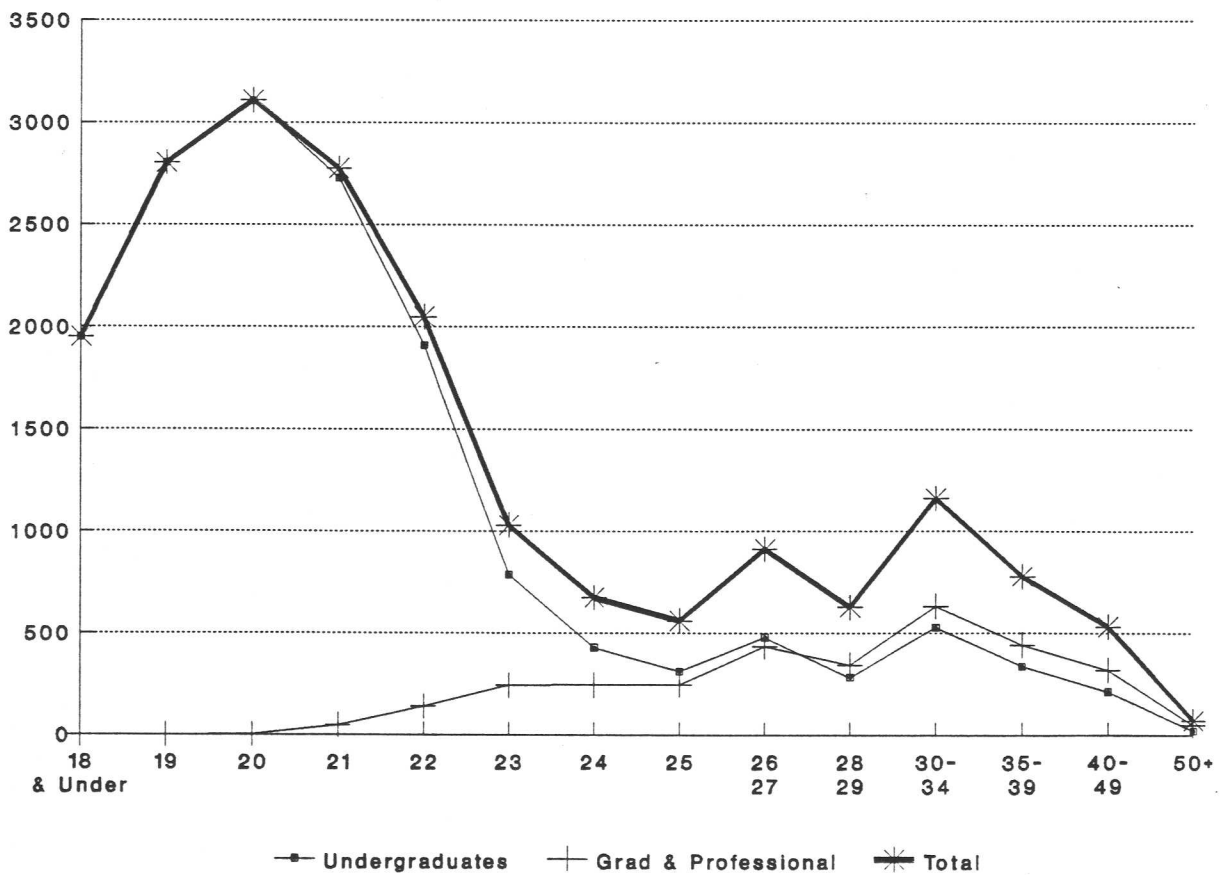
# Class

|                             | RESIDENT<br># | NONRESIDENT<br># | TOTAL<br>#   | PERCENT OF<br>UNIVERSITY |
|-----------------------------|---------------|------------------|--------------|--------------------------|
| <b>UNDERGRADUATE</b>        |               |                  |              |                          |
| Freshmen                    | 2988          | 1161             | 4149         | 20.0%                    |
| Sophomore                   | 3180          | 1132             | 4312         | 20.7%                    |
| Junior                      | 2920          | 695              | 3615         | 17.4%                    |
| Senior                      | 4582          | 712              | 5294         | 25.5%                    |
| <b>Total Undergraduates</b> | <b>13670</b>  | <b>3700</b>      | <b>17370</b> | <b>83.5%</b>             |
| <b>GRADUATE</b>             |               |                  |              |                          |
| Graduate-I (excl PVM)       | 1414          | 690              | 2104         | 10.1%                    |
| Graduate-I (PVM)            | 61            | 70               | 131          | 0.6%                     |
| Graduate-II (excl PVM)      | 461           | 355              | 816          | 3.9%                     |
| Graduate-II (PVM)           | 177           | 197              | 374          | 1.8%                     |
| Total Graduate (excl PVM)   | 1875          | 1045             | 2920         | 14.0%                    |
| Total Graduate PVM          | 238           | 267              | 505          | 2.4%                     |
| <b>Total Graduates</b>      | <b>2113</b>   | <b>1312</b>      | <b>3425</b>  | <b>16.5%</b>             |
| <b>UNIVERSITY TOTAL</b>     | <b>15783</b>  | <b>5012</b>      | <b>20795</b> | <b>100.0%</b>            |



# Age at Registration

| UNDERGRADUATE |              | GRAD & PROFESSIONAL |             | TOTAL UNIVERSITY |              |
|---------------|--------------|---------------------|-------------|------------------|--------------|
|               | #            |                     | #           |                  | #            |
| 17 & Under    | 160          | 17 & Under          | 0           | 17 & Under       | 160          |
| 18            | 1790         | 18                  | 0           | 18               | 1790         |
| 19            | 2801         | 19                  | 1           | 19               | 2802         |
| 20            | 3105         | 20                  | 3           | 20               | 3108         |
| 21            | 2726         | 21                  | 48          | 21               | 2774         |
| 22            | 1909         | 22                  | 140         | 22               | 2049         |
| 23            | 787          | 23                  | 243         | 23               | 1030         |
| 24            | 429          | 24                  | 246         | 24               | 675          |
| 25            | 313          | 25                  | 248         | 25               | 561          |
| 26--27        | 479          | 26--27              | 435         | 26--27           | 914          |
| 28--29        | 283          | 28--29              | 345         | 28--29           | 628          |
| 30--34        | 528          | 30--34              | 633         | 30--34           | 1161         |
| 35--39        | 337          | 35--39              | 443         | 35--39           | 780          |
| 40--49        | 213          | 40--49              | 320         | 40--49           | 533          |
| 50 & Over     | 21           | 50 & Over           | 51          | 50 & Over        | 72           |
| Not Reported  | 1489         | Not Reported        | 269         | Not Reported     | 1758         |
| <b>TOTAL</b>  | <b>17370</b> | <b>TOTAL</b>        | <b>3452</b> | <b>TOTAL</b>     | <b>20795</b> |
| Mean Age      | 22           | Mean Age            | 31          | Mean Age         | 23           |



**ENROLLMENT DATA BREAKDOWNS**

# Major & Class

|  | UNDERGRADUATE |            |            |             |             | I          | GRADUATE   |            | TOTAL       |
|--|---------------|------------|------------|-------------|-------------|------------|------------|------------|-------------|
|  | FRESHMAN      | SOPHOMORE  | JUNIOR     | SENIOR      | SUBTOTAL    |            | II         | SUBTOTAL   |             |
| <b>COLLEGE OF AGRICULTURAL SCIENCES</b>                |               |            |            |             |             |            |            |            |             |
| Agricultural & Resource Economics                      | 0             | 0          | 0          | 0           | 0           | 19         | 21         | 40         | 40          |
| Agricultural Business                                  | 17            | 17         | 22         | 34          | 90          | 0          | 0          | 0          | 90          |
| Agricultural Economics                                 | 2             | 6          | 6          | 6           | 20          | 0          | 0          | 0          | 20          |
| Agricultural Sciences                                  | 0             | 0          | 0          | 0           | 0           | 13         | 0          | 13         | 13          |
| Agricultural Sciences Open Option                      | 9             | 2          | 0          | 0           | 11          | 0          | 0          | 0          | 11          |
| Agronomy   | 5             | 6          | 11         | 12          | 34          | 21         | 22         | 43         | 77          |
| Animal Science   | 21            | 36         | 46         | 72          | 175         | 31         | 10         | 41         | 216         |
| Bio-Agricultural Science                               | 2             | 5          | 6          | 11          | 24          | 0          | 0          | 0          | 24          |
| Entomology   | 0             | 0          | 0          | 0           | 0           | 10         | 9          | 19         | 19          |
| Equine Science   | 49            | 44         | 48         | 94          | 235         | 0          | 0          | 0          | 235         |
| Farm and Ranch Management                              | 7             | 1          | 2          | 5           | 15          | 0          | 0          | 0          | 15          |
| Food Science and Technology                            | 1             | 5          | 3          | 7           | 16          | 0          | 0          | 0          | 16          |
| General Agriculture                                    | 0             | 0          | 2          | 5           | 7           | 0          | 0          | 0          | 7           |
| Horticulture   | 1             | 12         | 10         | 12          | 35          | 13         | 5          | 18         | 53          |
| Landscape Horticulture                                 | 4             | 18         | 22         | 41          | 85          | 0          | 0          | 0          | 85          |
| Plant Pathology & Weed Science                         | 0             | 0          | 0          | 0           | 0           | 9          | 9          | 18         | 18          |
| Vocational Agriculture                                 | 2             | 1          | 4          | 6           | 13          | 0          | 0          | 0          | 13          |
| <b>Total College</b>                                   | <b>120</b>    | <b>153</b> | <b>182</b> | <b>305</b>  | <b>760</b>  | <b>116</b> | <b>76</b>  | <b>192</b> | <b>952</b>  |
| <b>COLLEGE OF APPLIED HUMAN SCIENCES</b>               |               |            |            |             |             |            |            |            |             |
| Apparel and Merchandising                              | 39            | 58         | 46         | 89          | 232         | 0          | 0          | 0          | 232         |
| Applied Human Sci Open Option                          | 66            | 29         | 7          | 2           | 104         | 0          | 0          | 0          | 104         |
| Communication Disorders                                | 10            | 19         | 27         | 34          | 90          | 46         | 0          | 46         | 136         |
| Construction Management                                | 27            | 64         | 70         | 134         | 295         | 0          | 0          | 0          | 295         |
| Consumer Sciences                                      | 3             | 4          | 8          | 16          | 31          | 0          | 0          | 0          | 31          |
| Design, Merchan & Consumer Sci                         | 0             | 0          | 0          | 0           | 0           | 18         | 0          | 18         | 18          |
| Education  | 0             | 0          | 0          | 0           | 0           | 23         | 0          | 23         | 23          |
| Exercise and Sport Science                             | 103           | 138        | 134        | 217         | 592         | 44         | 0          | 44         | 636         |
| Food Science and Human Nutrition                       | 0             | 0          | 0          | 0           | 0           | 38         | 16         | 54         | 54          |
| Home Economics   | 5             | 6          | 5          | 15          | 31          | 3          | 0          | 3          | 34          |
| Human Dvlpmnt and Family Studies                       | 40            | 145        | 142        | 177         | 504         | 32         | 0          | 32         | 536         |
| Human Nutrition and Dietetics                          | 20            | 56         | 51         | 75          | 202         | 0          | 0          | 0          | 202         |
| Industrial Sciences                                    | 0             | 0          | 0          | 0           | 0           | 24         | 0          | 24         | 24          |
| Industrial Sci and Technology                          | 7             | 9          | 12         | 28          | 56          | 0          | 0          | 0          | 56          |
| Industrial Technology                                  | 7             | 34         | 47         | 68          | 156         | 0          | 0          | 0          | 156         |
| Interior Design  | 32            | 63         | 39         | 73          | 207         | 0          | 0          | 0          | 207         |
| Occupational Therapy                                   | 0             | 0          | 0          | 0           | 0           | 50         | 0          | 50         | 50          |
| Occupational Therapy (Pre)                             | 54            | 88         | 45         | 43          | 230         | 0          | 0          | 0          | 230         |
| Occupational Therapy (Prof)                            | 1             | 2          | 38         | 104         | 145         | 0          | 0          | 0          | 145         |
| Restaurant Management                                  | 1             | 7          | 14         | 21          | 43          | 0          | 0          | 0          | 43          |
| Social Work  | 26            | 38         | 49         | 82          | 195         | 51         | 0          | 51         | 246         |
| Teacher Certification                                  | 0             | 0          | 0          | 91          | 91          | 16         | 0          | 16         | 107         |
| Vocational Education                                   | 0             | 0          | 0          | 0           | 0           | 113        | 92         | 205        | 205         |
| <b>Total College</b>                                   | <b>441</b>    | <b>760</b> | <b>734</b> | <b>1269</b> | <b>3204</b> | <b>458</b> | <b>108</b> | <b>566</b> | <b>3770</b> |
| <b>COLLEGE OF ARTS, HUMANITIES AND SOCIAL SCIENCES</b> |               |            |            |             |             |            |            |            |             |
| Agri/Nat. Resource Journalism                          | 2             | 2          | 3          | 5           | 12          | 0          | 0          | 0          | 12          |
| Anthropology   | 10            | 19         | 18         | 13          | 60          | 19         | 0          | 19         | 79          |
| Art  | 82            | 123        | 100        | 179         | 484         | 18         | 0          | 18         | 502         |
| Arts, and Humanities                                   | 22            | 33         | 36         | 66          | 157         | 0          | 0          | 0          | 157         |
| Arts, Hum & Soc Sci Open Option                        | 120           | 41         | 16         | 5           | 182         | 0          | 0          | 0          | 182         |
| Creative Writing                                       | 0             | 0          | 0          | 0           | 0           | 22         | 0          | 22         | 22          |
| Economics  | 7             | 17         | 37         | 71          | 132         | 19         | 20         | 39         | 171         |
| English  | 65            | 109        | 83         | 121         | 378         | 70         | 0          | 70         | 448         |
| Foreign Languages and Literature                       | 0             | 0          | 0          | 0           | 0           | 18         | 0          | 18         | 18          |
| French   | 6             | 10         | 10         | 9           | 35          | 0          | 0          | 0          | 35          |

# Major & Class

|  | UNDERGRADUATE |            |            |             | SUBTOTAL    | I          | GRADUATE   |            | TOTAL       |
|--|---------------|------------|------------|-------------|-------------|------------|------------|------------|-------------|
|  | FRESHMAN      | SOPHOMORE  | JUNIOR     | SENIOR      |             |            | II         | SUBTOTAL   |             |
| <b>COLLEGE OF ARTS, HUMANITIES AND SOCIAL SCIENCES (CON'T)</b> |               |            |            |             |             |            |            |            |             |
| German   | 6             | 7          | 1          | 5           | 19          | 0          | 0          | 19         |             |
| History  | 27            | 69         | 67         | 91          | 254         | 33         | 0          | 287        |             |
| Music  | 0             | 0          | 0          | 0           | 0           | 14         | 0          | 14         |             |
| Music Education  | 4             | 6          | 8          | 17          | 35          | 0          | 0          | 35         |             |
| Music Performance  | 2             | 5          | 6          | 2           | 15          | 0          | 0          | 15         |             |
| Music Therapy  | 9             | 8          | 9          | 17          | 43          | 0          | 0          | 43         |             |
| Performing Arts-Dance  | 3             | 2          | 3          | 2           | 10          | 0          | 0          | 10         |             |
| Performing Arts-Music  | 19            | 9          | 4          | 12          | 44          | 0          | 0          | 44         |             |
| Performing Arts-Theatre  | 14            | 11         | 16         | 11          | 52          | 0          | 0          | 52         |             |
| Philosophy   | 6             | 11         | 6          | 15          | 38          | 17         | 0          | 55         |             |
| Political Science  | 70            | 103        | 89         | 119         | 381         | 11         | 10         | 402        |             |
| Social Science   | 28            | 67         | 98         | 168         | 361         | 0          | 0          | 361        |             |
| Sociology  | 20            | 23         | 20         | 41          | 104         | 13         | 20         | 137        |             |
| Spanish  | 9             | 13         | 11         | 18          | 51          | 0          | 0          | 51         |             |
| Speech Communication   | 29            | 54         | 64         | 76          | 223         | 22         | 0          | 245        |             |
| Technical Communication  | 0             | 0          | 0          | 0           | 0           | 38         | 0          | 38         |             |
| Technical Journalism   | 37            | 52         | 80         | 119         | 288         | 0          | 0          | 288        |             |
| <b>Total College</b>   | <b>597</b>    | <b>794</b> | <b>785</b> | <b>1182</b> | <b>3358</b> | <b>314</b> | <b>50</b>  | <b>364</b> | <b>3722</b> |
| <b>COLLEGE OF BUSINESS</b>                                     |               |            |            |             |             |            |            |            |             |
| Accounting   | 0             | 19         | 114        | 167         | 300         | 0          | 0          | 300        |             |
| Business   | 0             | 0          | 0          | 0           | 0           | 253        | 0          | 253        |             |
| Business Open Option   | 0             | 17         | 7          | 2           | 26          | 0          | 0          | 26         |             |
| Finance-Real Estate  | 0             | 27         | 67         | 109         | 203         | 0          | 0          | 203        |             |
| General Business   | 0             | 7          | 32         | 26          | 65          | 0          | 0          | 65         |             |
| Information Systems  | 0             | 5          | 34         | 61          | 100         | 0          | 0          | 100        |             |
| Management   | 1             | 16         | 66         | 99          | 182         | 0          | 0          | 182        |             |
| Marketing  | 0             | 21         | 101        | 186         | 308         | 0          | 0          | 308        |             |
| Production and Operations Mngmt                                | 0             | 1          | 14         | 21          | 36          | 0          | 0          | 36         |             |
| <b>Total College</b>   | <b>1</b>      | <b>113</b> | <b>435</b> | <b>671</b>  | <b>1220</b> | <b>253</b> | <b>0</b>   | <b>253</b> | <b>1473</b> |
| <b>COLLEGE OF ENGINEERING</b>                                  |               |            |            |             |             |            |            |            |             |
| Agricultural Engineering                                       | 5             | 3          | 3          | 8           | 19          | 18         | 15         | 52         |             |
| Atmospheric Science  | 0             | 0          | 0          | 0           | 0           | 37         | 37         | 74         |             |
| Chemical Engineering   | 21            | 24         | 12         | 37          | 94          | 10         | 3          | 107        |             |
| Civil Engineering  | 51            | 62         | 77         | 106         | 296         | 116        | 82         | 494        |             |
| Electrical Engineering   | 71            | 49         | 43         | 103         | 266         | 39         | 24         | 329        |             |
| Engineering Open Option  | 41            | 13         | 0          | 0           | 54          | 0          | 0          | 54         |             |
| Engineering Science  | 43            | 14         | 25         | 42          | 124         | 0          | 0          | 124        |             |
| Mechanical Engineering   | 80            | 63         | 68         | 145         | 356         | 44         | 19         | 419        |             |
| <b>Total College</b>   | <b>312</b>    | <b>228</b> | <b>228</b> | <b>441</b>  | <b>1209</b> | <b>264</b> | <b>180</b> | <b>444</b> | <b>1653</b> |
| <b>COLLEGE OF FORESTRY AND NATURAL SCIENCES</b>                |               |            |            |             |             |            |            |            |             |
| Earth Resources  | 0             | 0          | 0          | 0           | 0           | 27         | 13         | 40         |             |
| Fishery and Wildlife Biology                                   | 0             | 0          | 0          | 0           | 0           | 37         | 14         | 51         |             |
| Fishery Biology  | 14            | 10         | 13         | 24          | 61          | 0          | 0          | 61         |             |
| Forest and Wood Sciences                                       | 0             | 0          | 0          | 0           | 0           | 38         | 27         | 65         |             |
| Forestry   | 38            | 27         | 17         | 36          | 118         | 0          | 0          | 118        |             |
| Forestry and Nat Resc Open Option                              | 32            | 4          | 2          | 0           | 38          | 0          | 0          | 38         |             |
| Geology  | 8             | 10         | 9          | 14          | 41          | 26         | 0          | 67         |             |
| Landscape Architecture   | 25            | 26         | 28         | 46          | 125         | 0          | 0          | 125        |             |
| Natural Resources Management                                   | 27            | 27         | 26         | 42          | 122         | 0          | 0          | 122        |             |
| Range Ecology  | 4             | 4          | 3          | 3           | 14          | 0          | 0          | 14         |             |
| Range Science  | 0             | 0          | 0          | 0           | 0           | 19         | 28         | 47         |             |
| Range Forest Management  | 5             | 5          | 7          | 10          | 27          | 0          | 0          | 27         |             |
| Recreation Resources   | 0             | 0          | 0          | 0           | 0           | 32         | 16         | 48         |             |
| Recreation Resources Management                                | 23            | 37         | 70         | 57          | 187         | 0          | 0          | 187        |             |

# Major & Class

|   | UNDERGRADUATE |             |             |             |              | I           | GRADUATE    |             | TOTAL        |
|---|---------------|-------------|-------------|-------------|--------------|-------------|-------------|-------------|--------------|
|   | FRESHMAN      | SOPHOMORE   | JUNIOR      | SENIOR      | SUBTOTAL     |             | II          | SUBTOTAL    |              |
| <b>COLLEGE OF FORESTRY &amp; NATURAL RESOURCES (CON'T)</b>    |               |             |             |             |              |             |             |             |              |
| Watershed Sciences  | 4             | 4           | 4           | 10          | 22           | 0           | 0           | 0           | 22           |
| Wildlife Biology  | 69            | 75          | 63          | 83          | 290          | 0           | 0           | 0           | 290          |
| Wood Science & Technology                                     | 0             | 2           | 2           | 2           | 6            | 0           | 0           | 0           | 6            |
| <b>Total College</b>  | <b>249</b>    | <b>231</b>  | <b>244</b>  | <b>327</b>  | <b>1051</b>  | <b>179</b>  | <b>98</b>   | <b>277</b>  | <b>1328</b>  |
| <b>COLLEGE OF NATURAL SCIENCES</b>                            |               |             |             |             |              |             |             |             |              |
| Biochemistry  | 22            | 32          | 33          | 31          | 118          | 8           | 13          | 21          | 139          |
| Biological Science  | 142           | 113         | 113         | 185         | 553          | 0           | 0           | 0           | 553          |
| Botany  | 1             | 3           | 4           | 4           | 12           | 5           | 10          | 15          | 27           |
| Chemistry   | 18            | 19          | 20          | 29          | 86           | 28          | 59          | 87          | 173          |
| Computer Science  | 1             | 2           | 10          | 48          | 61           | 41          | 13          | 54          | 115          |
| Pre-Computer Science  | 54            | 80          | 52          | 94          | 280          | 0           | 0           | 0           | 280          |
| Mathematics   | 28            | 30          | 37          | 106         | 201          | 33          | 19          | 52          | 253          |
| Natural Sciences Open Option                                  | 89            | 45          | 7           | 0           | 141          | 0           | 0           | 0           | 141          |
| Physical Sciences   | 2             | 9           | 7           | 14          | 32           | 0           | 0           | 0           | 32           |
| Physics   | 17            | 13          | 15          | 24          | 69           | 8           | 26          | 34          | 103          |
| Pre-Psychology  | 21            | 39          | 6           | 3           | 69           | 0           | 0           | 0           | 69           |
| Psychology  | 132           | 94          | 115         | 166         | 507          | 53          | 35          | 88          | 595          |
| Statistics  | 1             | 2           | 3           | 3           | 9            | 25          | 12          | 37          | 46           |
| Zoology   | 25            | 28          | 34          | 31          | 118          | 20          | 12          | 32          | 150          |
| <b>Total College</b>  | <b>553</b>    | <b>509</b>  | <b>456</b>  | <b>738</b>  | <b>2256</b>  | <b>221</b>  | <b>199</b>  | <b>420</b>  | <b>2676</b>  |
| <b>COLLEGE OF VETERINARY MEDICINE AND BIOMEDICAL SCIENCES</b> |               |             |             |             |              |             |             |             |              |
| Anatomy   | 0             | 0           | 0           | 0           | 0            | 8           | 9           | 17          | 17           |
| Clinical Sciences   | 0             | 0           | 0           | 0           | 0            | 23          | 2           | 25          | 25           |
| Environmental Health  | 15            | 29          | 23          | 32          | 99           | 44          | 17          | 61          | 160          |
| Microbiology  | 14            | 35          | 45          | 89          | 183          | 19          | 20          | 39          | 222          |
| Pathology   | 0             | 0           | 0           | 0           | 0            | 3           | 20          | 23          | 23           |
| Physiology  | 0             | 0           | 0           | 0           | 0            | 9           | 19          | 28          | 28           |
| Radiology and Radiation Biology                               | 0             | 0           | 0           | 0           | 0            | 25          | 18          | 43          | 43           |
| Vet Med & Biomed Sci Open Option                              | 21            | 8           | 6           | 2           | 37           | 0           | 0           | 0           | 37           |
| Veterinary Medicine (DVM)                                     | 0             | 0           | 0           | 0           | 0            | 131         | 374         | 505         | 505          |
| Veterinary Medicine (Pre)                                     | 133           | 81          | 42          | 11          | 267          | 0           | 0           | 0           | 267          |
| <b>Total College</b>  | <b>183</b>    | <b>153</b>  | <b>116</b>  | <b>134</b>  | <b>586</b>   | <b>262</b>  | <b>479</b>  | <b>741</b>  | <b>1327</b>  |
| <b>INTRA-UNIVERSITY</b>                                       |               |             |             |             |              |             |             |             |              |
| Business Open Option HELP CTR                                 | 1             | 16          | 20          | 7           | 44           | 0           | 0           | 0           | 44           |
| Engineering Open Option ADMISSION                             | 0             | 0           | 1           | 0           | 1            | 0           | 0           | 0           | 1            |
| Engineering Open Option HELP CTR                              | 125           | 80          | 32          | 14          | 251          | 0           | 0           | 0           | 251          |
| Intra-University Specials                                     | 107           | 23          | 27          | 119         | 276          | 168         | 0           | 168         | 444          |
| Math Open Option HELP CTR                                     | 0             | 1           | 1           | 0           | 2            | 0           | 0           | 0           | 2            |
| Nat Sci Open Option HELP CTR                                  | 2             | 5           | 5           | 1           | 13           | 0           | 0           | 0           | 13           |
| Physics Open Option HELP CTR                                  | 2             | 1           | 0           | 0           | 3            | 0           | 0           | 0           | 3            |
| Pre-Business  | 820           | 834         | 268         | 77          | 1999         | 0           | 0           | 0           | 1999         |
| Speech Comm Open Option HELP CTR                              | 7             | 7           | 0           | 1           | 15           | 0           | 0           | 0           | 15           |
| Tech Journ Open Option HELP CTR                               | 11            | 17          | 2           | 1           | 31           | 0           | 0           | 0           | 31           |
| University Open Option HELP CTR                               | 1             | 0           | 2           | 1           | 4            | 0           | 0           | 0           | 4            |
| Univ Open Option Undeclared                                   | 617           | 387         | 77          | 6           | 1087         | 0           | 0           | 0           | 1087         |
| <b>Total Intra-University</b>                                 | <b>1693</b>   | <b>1371</b> | <b>435</b>  | <b>227</b>  | <b>3726</b>  | <b>168</b>  | <b>0</b>    | <b>168</b>  | <b>3894</b>  |
| <b>UNIVERSITY TOTAL</b>                                       | <b>4149</b>   | <b>4312</b> | <b>3615</b> | <b>5294</b> | <b>17370</b> | <b>2235</b> | <b>1190</b> | <b>3425</b> | <b>20795</b> |

# Registration Type, Class, College & Residency

|  | FRESHMAN   |            | SOPHOMORE  |            | JUNIOR     |            | SENIOR      |            | GRAD. I    |            | GRAD. II  |            | TOTAL       |            |             |
|--|------------|------------|------------|------------|------------|------------|-------------|------------|------------|------------|-----------|------------|-------------|------------|-------------|
|  | R          | NR         | R          | NR         | R          | NR         | R           | NR         | R          | NR         | R         | NR         | R           | NR         | TOTAL       |
| <b>COLLEGE OF AGRICULTURAL SCIENCES</b>                |            |            |            |            |            |            |             |            |            |            |           |            |             |            |             |
| New Freshmen   | 40         | 24         | 0          | 0          | 0          | 0          | 0           | 0          | 0          | 0          | 0         | 0          | 40          | 24         | 64          |
| Transfers  | 8          | 10         | 31         | 22         | 25         | 7          | 11          | 2          | 0          | 0          | 0         | 0          | 75          | 41         | 116         |
| Readmits   | 0          | 1          | 2          | 1          | 7          | 3          | 12          | 0          | 0          | 0          | 0         | 0          | 21          | 5          | 26          |
| Continuing Undergrads                                  | 23         | 14         | 72         | 25         | 104        | 36         | 225         | 55         | 0          | 0          | 0         | 0          | 424         | 130        | 554         |
| New Graduates  | 0          | 0          | 0          | 0          | 0          | 0          | 0           | 0          | 14         | 20         | 0         | 11         | 14          | 31         | 45          |
| Continuing Graduates                                   | 0          | 0          | 0          | 0          | 0          | 0          | 0           | 0          | 54         | 28         | 28        | 37         | 82          | 65         | 147         |
| <b>Total College</b>                                   | <b>71</b>  | <b>49</b>  | <b>105</b> | <b>48</b>  | <b>136</b> | <b>46</b>  | <b>248</b>  | <b>57</b>  | <b>68</b>  | <b>48</b>  | <b>28</b> | <b>48</b>  | <b>656</b>  | <b>296</b> | <b>952</b>  |
| <b>COLLEGE OF APPLIED HUMAN SCIENCES</b>               |            |            |            |            |            |            |             |            |            |            |           |            |             |            |             |
| New Freshmen   | 127        | 46         | 0          | 0          | 0          | 0          | 0           | 0          | 0          | 0          | 0         | 0          | 127         | 46         | 173         |
| Transfers  | 60         | 24         | 120        | 53         | 21         | 12         | 11          | 6          | 0          | 0          | 0         | 0          | 212         | 95         | 307         |
| Readmits   | 6          | 0          | 26         | 2          | 21         | 7          | 15          | 2          | 0          | 0          | 0         | 0          | 68          | 11         | 79          |
| Continuing Undergrads                                  | 152        | 26         | 450        | 109        | 567        | 106        | 1015        | 131        | 0          | 0          | 0         | 0          | 2184        | 372        | 2556        |
| Special Undergrads                                     | 0          | 0          | 0          | 0          | 0          | 0          | 79          | 10         | 0          | 0          | 0         | 0          | 79          | 10         | 89          |
| New Graduates  | 0          | 0          | 0          | 0          | 0          | 0          | 0           | 0          | 115        | 55         | 18        | 1          | 133         | 56         | 189         |
| Continuing Graduates                                   | 0          | 0          | 0          | 0          | 0          | 0          | 0           | 0          | 245        | 27         | 77        | 12         | 322         | 39         | 361         |
| Special Graduates                                      | 0          | 0          | 0          | 0          | 0          | 0          | 0           | 0          | 16         | 0          | 0         | 0          | 16          | 0          | 16          |
| <b>Total College</b>                                   | <b>345</b> | <b>96</b>  | <b>596</b> | <b>164</b> | <b>609</b> | <b>125</b> | <b>1120</b> | <b>149</b> | <b>376</b> | <b>82</b>  | <b>95</b> | <b>13</b>  | <b>3141</b> | <b>629</b> | <b>3770</b> |
| <b>COLLEGE OF ARTS, HUMANITIES AND SOCIAL SCIENCES</b> |            |            |            |            |            |            |             |            |            |            |           |            |             |            |             |
| New Freshmen   | 204        | 85         | 0          | 0          | 0          | 0          | 0           | 0          | 0          | 0          | 0         | 0          | 204         | 85         | 289         |
| Transfers  | 79         | 23         | 110        | 66         | 30         | 5          | 13          | 3          | 0          | 0          | 0         | 0          | 232         | 97         | 329         |
| Readmits   | 3          | 0          | 27         | 4          | 31         | 12         | 46          | 6          | 0          | 0          | 0         | 0          | 107         | 22         | 129         |
| Continuing Undergrads                                  | 154        | 49         | 448        | 139        | 579        | 128        | 961         | 153        | 0          | 0          | 0         | 0          | 2142        | 469        | 2611        |
| New Graduates  | 0          | 0          | 0          | 0          | 0          | 0          | 0           | 0          | 80         | 62         | 4         | 6          | 84          | 68         | 152         |
| Continuing Graduates                                   | 0          | 0          | 0          | 0          | 0          | 0          | 0           | 0          | 138        | 34         | 25        | 15         | 163         | 49         | 212         |
| <b>Total College</b>                                   | <b>440</b> | <b>157</b> | <b>585</b> | <b>209</b> | <b>640</b> | <b>145</b> | <b>1020</b> | <b>162</b> | <b>218</b> | <b>96</b>  | <b>29</b> | <b>21</b>  | <b>2932</b> | <b>790</b> | <b>3722</b> |
| <b>COLLEGE OF BUSINESS</b>                             |            |            |            |            |            |            |             |            |            |            |           |            |             |            |             |
| Transfers  | 0          | 0          | 0          | 0          | 0          | 0          | 0           | 1          | 0          | 0          | 0         | 0          | 0           | 1          | 1           |
| Readmits   | 1          | 0          | 7          | 3          | 13         | 2          | 5           | 1          | 0          | 0          | 0         | 0          | 26          | 6          | 32          |
| Continuing Undergrads                                  | 0          | 0          | 84         | 19         | 361        | 59         | 588         | 76         | 0          | 0          | 0         | 0          | 1033        | 154        | 1187        |
| New Graduates  | 0          | 0          | 0          | 0          | 0          | 0          | 0           | 0          | 58         | 32         | 0         | 0          | 58          | 32         | 90          |
| Continuing Graduates                                   | 0          | 0          | 0          | 0          | 0          | 0          | 0           | 0          | 111        | 52         | 0         | 0          | 111         | 52         | 163         |
| <b>Total College</b>                                   | <b>1</b>   | <b>0</b>   | <b>91</b>  | <b>22</b>  | <b>374</b> | <b>61</b>  | <b>593</b>  | <b>78</b>  | <b>169</b> | <b>84</b>  | <b>0</b>  | <b>0</b>   | <b>1228</b> | <b>245</b> | <b>1473</b> |
| <b>COLLEGE OF ENGINEERING</b>                          |            |            |            |            |            |            |             |            |            |            |           |            |             |            |             |
| New Freshmen   | 215        | 51         | 0          | 0          | 0          | 0          | 0           | 0          | 0          | 0          | 0         | 0          | 215         | 51         | 266         |
| Transfers  | 7          | 1          | 14         | 4          | 12         | 3          | 11          | 1          | 0          | 0          | 0         | 0          | 44          | 9          | 53          |
| Readmits   | 0          | 0          | 3          | 2          | 3          | 0          | 5           | 0          | 0          | 0          | 0         | 0          | 11          | 2          | 13          |
| Continuing Undergrads                                  | 31         | 7          | 153        | 52         | 163        | 47         | 384         | 40         | 0          | 0          | 0         | 0          | 731         | 146        | 877         |
| New Graduates  | 0          | 0          | 0          | 0          | 0          | 0          | 0           | 0          | 32         | 65         | 8         | 19         | 40          | 84         | 124         |
| Continuing Graduates                                   | 0          | 0          | 0          | 0          | 0          | 0          | 0           | 0          | 73         | 94         | 52        | 101        | 125         | 195        | 320         |
| <b>Total College</b>                                   | <b>253</b> | <b>59</b>  | <b>170</b> | <b>58</b>  | <b>178</b> | <b>50</b>  | <b>400</b>  | <b>41</b>  | <b>105</b> | <b>159</b> | <b>60</b> | <b>120</b> | <b>1166</b> | <b>487</b> | <b>1653</b> |



# Registration Type, Class, College & Residency

|   | FRESHMAN    |             | SOPHOMORE   |             | JUNIOR      |            | SENIOR      |            | GRAD. I     |            | GRAD. II   |            | TOTAL        |             | TOTAL        |
|---|-------------|-------------|-------------|-------------|-------------|------------|-------------|------------|-------------|------------|------------|------------|--------------|-------------|--------------|
|   | R           | NR          | R           | NR          | R           | NR         | R           | NR         | R           | NR         | R          | NR         | R            | NR          |              |
| <b>COLLEGE OF FORESTRY AND NATURAL RESOURCES</b>              |             |             |             |             |             |            |             |            |             |            |            |            |              |             |              |
| New Freshmen  | 55          | 76          | 0           | 0           | 0           | 0          | 0           | 0          | 0           | 0          | 0          | 0          | 55           | 76          | 131          |
| Transfers   | 26          | 18          | 27          | 43          | 11          | 11         | 14          | 5          | 0           | 0          | 0          | 0          | 78           | 77          | 155          |
| Readmits  | 1           | 1           | 7           | 1           | 9           | 7          | 8           | 4          | 0           | 0          | 0          | 0          | 25           | 13          | 38           |
| Continuing Undergrads   | 39          | 33          | 90          | 63          | 158         | 48         | 236         | 60         | 0           | 0          | 0          | 0          | 523          | 204         | 727          |
| New Graduates   | 0           | 0           | 0           | 0           | 0           | 0          | 0           | 0          | 25          | 49         | 3          | 16         | 28           | 65          | 93           |
| Continuing Graduates  | 0           | 0           | 0           | 0           | 0           | 0          | 0           | 0          | 87          | 18         | 42         | 37         | 129          | 55          | 184          |
| <b>Total College</b>  | <b>121</b>  | <b>128</b>  | <b>124</b>  | <b>107</b>  | <b>178</b>  | <b>66</b>  | <b>258</b>  | <b>69</b>  | <b>112</b>  | <b>67</b>  | <b>45</b>  | <b>53</b>  | <b>838</b>   | <b>490</b>  | <b>1328</b>  |
| <b>COLLEGE OF NATURAL SCIENCES</b>                            |             |             |             |             |             |            |             |            |             |            |            |            |              |             |              |
| New Freshmen  | 226         | 114         | 0           | 0           | 0           | 0          | 0           | 0          | 0           | 0          | 0          | 0          | 226          | 114         | 340          |
| Transfers   | 54          | 14          | 95          | 25          | 28          | 7          | 19          | 6          | 0           | 0          | 0          | 0          | 196          | 52          | 248          |
| Readmits  | 4           | 0           | 27          | 2           | 16          | 0          | 24          | 4          | 0           | 0          | 0          | 0          | 71           | 6           | 77           |
| Continuing Undergrads   | 116         | 25          | 274         | 86          | 335         | 70         | 587         | 98         | 0           | 0          | 0          | 0          | 1312         | 279         | 1591         |
| New Graduates   | 0           | 0           | 0           | 0           | 0           | 0          | 0           | 0          | 33          | 62         | 2          | 26         | 35           | 88          | 123          |
| Continuing Graduates  | 0           | 0           | 0           | 0           | 0           | 0          | 0           | 0          | 97          | 29         | 123        | 48         | 220          | 77          | 297          |
| <b>Total College</b>  | <b>400</b>  | <b>153</b>  | <b>396</b>  | <b>113</b>  | <b>379</b>  | <b>77</b>  | <b>630</b>  | <b>108</b> | <b>130</b>  | <b>91</b>  | <b>125</b> | <b>74</b>  | <b>2060</b>  | <b>616</b>  | <b>2676</b>  |
| <b>COLLEGE OF VETERINARY MEDICINE AND BIOMEDICAL SCIENCES</b> |             |             |             |             |             |            |             |            |             |            |            |            |              |             |              |
| New Freshmen  | 71          | 60          | 0           | 0           | 0           | 0          | 0           | 0          | 0           | 0          | 0          | 0          | 71           | 60          | 131          |
| Transfers   | 13          | 5           | 19          | 16          | 5           | 2          | 4           | 1          | 0           | 0          | 0          | 0          | 41           | 24          | 65           |
| Readmits  | 0           | 1           | 8           | 0           | 3           | 2          | 5           | 0          | 0           | 0          | 0          | 0          | 16           | 3           | 19           |
| Continuing Undergrads   | 15          | 18          | 76          | 34          | 72          | 32         | 111         | 13         | 0           | 0          | 0          | 0          | 274          | 97          | 371          |
| New Graduates   | 0           | 0           | 0           | 0           | 0           | 0          | 0           | 0          | 23          | 30         | 6          | 5          | 29           | 35          | 64           |
| Continuing Graduates  | 0           | 0           | 0           | 0           | 0           | 0          | 0           | 0          | 67          | 11         | 73         | 21         | 140          | 32          | 172          |
| Prof. Vet. Med.   | 0           | 0           | 0           | 0           | 0           | 0          | 0           | 0          | 61          | 70         | 177        | 197        | 238          | 267         | 505          |
| <b>Total College</b>  | <b>99</b>   | <b>84</b>   | <b>103</b>  | <b>50</b>   | <b>80</b>   | <b>36</b>  | <b>120</b>  | <b>14</b>  | <b>151</b>  | <b>111</b> | <b>256</b> | <b>223</b> | <b>809</b>   | <b>518</b>  | <b>1327</b>  |
| <b>INTRA-UNIVERSITY</b>                                       |             |             |             |             |             |            |             |            |             |            |            |            |              |             |              |
| New Freshmen  | 512         | 215         | 0           | 0           | 0           | 0          | 0           | 0          | 0           | 0          | 0          | 0          | 512          | 215         | 727          |
| Transfers   | 201         | 59          | 221         | 125         | 43          | 8          | 10          | 3          | 0           | 0          | 0          | 0          | 475          | 195         | 670          |
| Readmits  | 16          | 2           | 25          | 4           | 16          | 3          | 7           | 1          | 0           | 0          | 0          | 0          | 64           | 10          | 74           |
| Continuing Undergrads   | 428         | 153         | 744         | 229         | 266         | 72         | 69          | 18         | 0           | 0          | 0          | 0          | 1507         | 472         | 1979         |
| Special Undergrads  | 101         | 6           | 20          | 3           | 21          | 6          | 107         | 12         | 0           | 0          | 0          | 0          | 249          | 27          | 276          |
| New Graduates   | 0           | 0           | 0           | 0           | 0           | 0          | 0           | 0          | 0           | 0          | 0          | 0          | 0            | 0           | 0            |
| Continuing Graduates  | 0           | 0           | 0           | 0           | 0           | 0          | 0           | 0          | 1           | 0          | 0          | 0          | 1            | 0           | 1            |
| Special Graduates   | 0           | 0           | 0           | 0           | 0           | 0          | 0           | 0          | 145         | 22         | 0          | 0          | 145          | 22          | 167          |
| <b>Total Intra-Univ.</b>                                      | <b>1258</b> | <b>435</b>  | <b>1010</b> | <b>361</b>  | <b>346</b>  | <b>89</b>  | <b>193</b>  | <b>34</b>  | <b>146</b>  | <b>22</b>  | <b>0</b>   | <b>0</b>   | <b>2953</b>  | <b>941</b>  | <b>3894</b>  |
| <b>TOTAL UNIVERSITY</b>                                       |             |             |             |             |             |            |             |            |             |            |            |            |              |             |              |
| New Freshmen  | 1450        | 671         | 0           | 0           | 0           | 0          | 0           | 0          | 0           | 0          | 0          | 0          | 1450         | 671         | 2121         |
| Transfers   | 448         | 154         | 637         | 354         | 175         | 55         | 93          | 28         | 0           | 0          | 0          | 0          | 1353         | 591         | 1944         |
| Readmits  | 31          | 5           | 132         | 19          | 119         | 36         | 127         | 18         | 0           | 0          | 0          | 0          | 409          | 78          | 487          |
| Continuing Undergrads   | 958         | 325         | 2391        | 756         | 2605        | 598        | 4176        | 644        | 0           | 0          | 0          | 0          | 10130        | 2323        | 12453        |
| Special Undergrads  | 101         | 6           | 20          | 3           | 21          | 6          | 186         | 22         | 0           | 0          | 0          | 0          | 328          | 37          | 365          |
| New Graduates   | 0           | 0           | 0           | 0           | 0           | 0          | 0           | 0          | 380         | 375        | 41         | 84         | 421          | 459         | 880          |
| Continuing Graduates  | 0           | 0           | 0           | 0           | 0           | 0          | 0           | 0          | 873         | 293        | 420        | 271        | 1293         | 564         | 1857         |
| Special Graduates   | 0           | 0           | 0           | 0           | 0           | 0          | 0           | 0          | 161         | 22         | 0          | 0          | 161          | 22          | 183          |
| Prof. Vet. Med.   | 0           | 0           | 0           | 0           | 0           | 0          | 0           | 0          | 61          | 70         | 177        | 197        | 238          | 267         | 505          |
| <b>Total University</b>                                       | <b>2988</b> | <b>1161</b> | <b>3180</b> | <b>1132</b> | <b>2920</b> | <b>695</b> | <b>4582</b> | <b>712</b> | <b>1475</b> | <b>760</b> | <b>638</b> | <b>552</b> | <b>15783</b> | <b>5012</b> | <b>20795</b> |

# Ethnicity, College & Class

|  | NATIVE<br>AMERICAN | BLACK     | ASIAN<br>AMERICAN | HISPANIC   | WHITE       | INTER-<br>NATIONAL | OTHER      | TOTAL       |
|--|--------------------|-----------|-------------------|------------|-------------|--------------------|------------|-------------|
| <b>COLLEGE OF AGRICULTURAL SCIENCES</b>                |                    |           |                   |            |             |                    |            |             |
| Freshman   | 1                  | 0         | 1                 | 5          | 106         | 5                  | 2          | 120         |
| Sophomore  | 1                  | 1         | 1                 | 2          | 142         | 3                  | 3          | 153         |
| Junior   | 1                  | 1         | 1                 | 5          | 165         | 4                  | 5          | 182         |
| Senior   | 2                  | 3         | 5                 | 5          | 272         | 7                  | 11         | 305         |
| <b>Total Undergraduates</b>                            | <b>5</b>           | <b>5</b>  | <b>8</b>          | <b>17</b>  | <b>685</b>  | <b>19</b>          | <b>21</b>  | <b>760</b>  |
| Graduate I   | 1                  | 0         | 0                 | 1          | 80          | 31                 | 3          | 116         |
| Graduate II  | 0                  | 0         | 0                 | 0          | 32          | 41                 | 3          | 76          |
| <b>Total Graduates</b>                                 | <b>1</b>           | <b>0</b>  | <b>0</b>          | <b>1</b>   | <b>112</b>  | <b>72</b>          | <b>6</b>   | <b>192</b>  |
| <b>Total College</b>                                   | <b>6</b>           | <b>5</b>  | <b>8</b>          | <b>18</b>  | <b>797</b>  | <b>91</b>          | <b>27</b>  | <b>952</b>  |
| <b>COLLEGE OF APPLIED HUMAN SCIENCES</b>               |                    |           |                   |            |             |                    |            |             |
| Freshman   | 7                  | 8         | 8                 | 31         | 380         | 2                  | 5          | 441         |
| Sophomore  | 1                  | 11        | 18                | 24         | 686         | 10                 | 10         | 760         |
| Junior   | 5                  | 14        | 21                | 23         | 656         | 3                  | 12         | 734         |
| Senior   | 4                  | 15        | 24                | 33         | 1154        | 7                  | 32         | 1269        |
| <b>Total Undergraduates</b>                            | <b>17</b>          | <b>48</b> | <b>71</b>         | <b>111</b> | <b>2876</b> | <b>22</b>          | <b>59</b>  | <b>3204</b> |
| Graduate I   | 3                  | 9         | 7                 | 18         | 392         | 19                 | 10         | 458         |
| Graduate II  | 0                  | 3         | 3                 | 5          | 88          | 4                  | 5          | 108         |
| <b>Total Graduates</b>                                 | <b>3</b>           | <b>12</b> | <b>10</b>         | <b>23</b>  | <b>480</b>  | <b>23</b>          | <b>15</b>  | <b>566</b>  |
| <b>Total College</b>                                   | <b>20</b>          | <b>60</b> | <b>81</b>         | <b>134</b> | <b>3356</b> | <b>45</b>          | <b>74</b>  | <b>3770</b> |
| <b>COLLEGE OF ARTS, HUMANITIES AND SOCIAL SCIENCES</b> |                    |           |                   |            |             |                    |            |             |
| Freshman   | 5                  | 18        | 10                | 39         | 505         | 4                  | 16         | 597         |
| Sophomore  | 7                  | 18        | 12                | 28         | 704         | 3                  | 22         | 794         |
| Junior   | 6                  | 13        | 6                 | 35         | 709         | 2                  | 14         | 785         |
| Senior   | 8                  | 21        | 8                 | 26         | 1068        | 8                  | 43         | 1182        |
| <b>Total Undergraduates</b>                            | <b>26</b>          | <b>70</b> | <b>36</b>         | <b>128</b> | <b>2986</b> | <b>17</b>          | <b>95</b>  | <b>3358</b> |
| Graduate I   | 3                  | 2         | 7                 | 8          | 262         | 22                 | 10         | 314         |
| Graduate II  | 0                  | 1         | 1                 | 1          | 30          | 17                 | 0          | 50          |
| <b>Total Graduates</b>                                 | <b>3</b>           | <b>3</b>  | <b>8</b>          | <b>9</b>   | <b>292</b>  | <b>39</b>          | <b>10</b>  | <b>364</b>  |
| <b>Total College</b>                                   | <b>29</b>          | <b>73</b> | <b>44</b>         | <b>137</b> | <b>3278</b> | <b>56</b>          | <b>105</b> | <b>3722</b> |
| <b>COLLEGE OF BUSINESS</b>                             |                    |           |                   |            |             |                    |            |             |
| Freshman   | 0                  | 0         | 0                 | 0          | 1           | 0                  | 0          | 1           |
| Sophomore  | 0                  | 2         | 2                 | 4          | 103         | 0                  | 2          | 113         |
| Junior   | 2                  | 6         | 6                 | 18         | 395         | 5                  | 3          | 435         |
| Senior   | 3                  | 6         | 12                | 25         | 609         | 8                  | 8          | 671         |
| <b>Total Undergraduates</b>                            | <b>5</b>           | <b>14</b> | <b>20</b>         | <b>47</b>  | <b>1108</b> | <b>13</b>          | <b>13</b>  | <b>1220</b> |
| Graduate I   | 2                  | 1         | 5                 | 2          | 181         | 58                 | 4          | 253         |
| <b>Total Graduates</b>                                 | <b>2</b>           | <b>1</b>  | <b>5</b>          | <b>2</b>   | <b>181</b>  | <b>58</b>          | <b>4</b>   | <b>253</b>  |
| <b>Total College</b>                                   | <b>7</b>           | <b>15</b> | <b>25</b>         | <b>49</b>  | <b>1289</b> | <b>71</b>          | <b>17</b>  | <b>1473</b> |
| <b>COLLEGE OF ENGINEERING</b>                          |                    |           |                   |            |             |                    |            |             |
| Freshman   | 4                  | 7         | 14                | 17         | 253         | 8                  | 9          | 312         |
| Sophomore  | 1                  | 4         | 15                | 10         | 193         | 3                  | 2          | 228         |
| Junior   | 1                  | 2         | 5                 | 5          | 202         | 7                  | 6          | 228         |
| Senior   | 1                  | 3         | 17                | 20         | 375         | 12                 | 13         | 441         |
| <b>Total Undergraduates</b>                            | <b>7</b>           | <b>16</b> | <b>51</b>         | <b>52</b>  | <b>1023</b> | <b>30</b>          | <b>30</b>  | <b>1209</b> |
| Graduate I   | 0                  | 1         | 3                 | 2          | 133         | 121                | 4          | 264         |
| Graduate II  | 0                  | 0         | 3                 | 3          | 50          | 118                | 6          | 180         |
| <b>Total Graduates</b>                                 | <b>0</b>           | <b>1</b>  | <b>6</b>          | <b>5</b>   | <b>183</b>  | <b>239</b>         | <b>10</b>  | <b>444</b>  |
| <b>Total College</b>                                   | <b>7</b>           | <b>17</b> | <b>57</b>         | <b>57</b>  | <b>1206</b> | <b>269</b>         | <b>40</b>  | <b>1653</b> |

# Ethnicity, College & Class

|   | NATIVE<br>AMERICAN | BLACK      | ASIAN<br>AMERICAN | HISPANIC   | WHITE        | INTER-<br>NATIONAL | OTHER      | TOTAL        |
|---|--------------------|------------|-------------------|------------|--------------|--------------------|------------|--------------|
| <b>COLLEGE OF FORESTRY AND NATURAL RESOURCES</b>              |                    |            |                   |            |              |                    |            |              |
| Freshman  | 2                  | 0          | 7                 | 13         | 213          | 3                  | 11         | 249          |
| Sophomore   | 2                  | 1          | 1                 | 8          | 213          | 1                  | 5          | 231          |
| Junior  | 1                  | 1          | 2                 | 8          | 229          | 1                  | 2          | 244          |
| Senior  | 2                  | 1          | 1                 | 6          | 307          | 0                  | 10         | 327          |
| <b>Total Undergraduates</b>                                   | <b>7</b>           | <b>3</b>   | <b>11</b>         | <b>35</b>  | <b>962</b>   | <b>5</b>           | <b>28</b>  | <b>1051</b>  |
| Graduate I  | 0                  | 1          | 6                 | 2          | 138          | 28                 | 4          | 179          |
| Graduate II   | 0                  | 1          | 0                 | 2          | 52           | 42                 | 1          | 98           |
| <b>Total Graduates</b>  | <b>0</b>           | <b>2</b>   | <b>6</b>          | <b>4</b>   | <b>190</b>   | <b>70</b>          | <b>5</b>   | <b>277</b>   |
| <b>Total College</b>  | <b>7</b>           | <b>5</b>   | <b>17</b>         | <b>39</b>  | <b>1152</b>  | <b>75</b>          | <b>33</b>  | <b>1328</b>  |
| <b>COLLEGE OF NATURAL SCIENCES</b>                            |                    |            |                   |            |              |                    |            |              |
| Freshman  | 3                  | 29         | 18                | 41         | 443          | 2                  | 17         | 553          |
| Sophomore   | 2                  | 11         | 10                | 14         | 450          | 6                  | 16         | 509          |
| Junior  | 2                  | 7          | 8                 | 24         | 399          | 3                  | 13         | 456          |
| Senior  | 4                  | 5          | 26                | 23         | 648          | 10                 | 22         | 738          |
| <b>Total Undergraduates</b>                                   | <b>11</b>          | <b>52</b>  | <b>62</b>         | <b>102</b> | <b>1940</b>  | <b>21</b>          | <b>68</b>  | <b>2256</b>  |
| Graduate I  | 2                  | 3          | 10                | 7          | 153          | 40                 | 6          | 221          |
| Graduate II   | 0                  | 4          | 8                 | 4          | 125          | 53                 | 5          | 199          |
| <b>Total Graduates</b>  | <b>2</b>           | <b>7</b>   | <b>18</b>         | <b>11</b>  | <b>278</b>   | <b>93</b>          | <b>11</b>  | <b>420</b>   |
| <b>Total College</b>  | <b>13</b>          | <b>59</b>  | <b>80</b>         | <b>113</b> | <b>2218</b>  | <b>114</b>         | <b>79</b>  | <b>2676</b>  |
| <b>COLLEGE OF VETERINARY MEDICINE AND BIOMEDICAL SCIENCES</b> |                    |            |                   |            |              |                    |            |              |
| Freshman  | 3                  | 9          | 3                 | 11         | 153          | 0                  | 4          | 183          |
| Sophomore   | 4                  | 1          | 11                | 12         | 122          | 0                  | 3          | 153          |
| Junior  | 3                  | 3          | 4                 | 8          | 96           | 1                  | 1          | 116          |
| Senior  | 1                  | 2          | 3                 | 4          | 117          | 1                  | 6          | 134          |
| <b>Total Undergraduates</b>                                   | <b>11</b>          | <b>15</b>  | <b>21</b>         | <b>35</b>  | <b>488</b>   | <b>2</b>           | <b>14</b>  | <b>586</b>   |
| Graduate I  | 2                  | 0          | 6                 | 0          | 108          | 11                 | 4          | 131          |
| Graduate II   | 1                  | 0          | 0                 | 3          | 84           | 16                 | 1          | 105          |
| <b>Total Graduates</b>  | <b>3</b>           | <b>0</b>   | <b>6</b>          | <b>3</b>   | <b>192</b>   | <b>27</b>          | <b>5</b>   | <b>236</b>   |
| Prof. Vet. Medicine   | 7                  | 1          | 9                 | 23         | 430          | 1                  | 34         | 505          |
| <b>Total College</b>  | <b>21</b>          | <b>16</b>  | <b>36</b>         | <b>61</b>  | <b>1110</b>  | <b>30</b>          | <b>53</b>  | <b>1327</b>  |
| <b>INTRAUNIVERSITY</b>  |                    |            |                   |            |              |                    |            |              |
| Freshman  | 18                 | 48         | 61                | 122        | 1393         | 11                 | 40         | 1693         |
| Sophomore   | 11                 | 31         | 37                | 63         | 1195         | 11                 | 23         | 1371         |
| Junior  | 1                  | 4          | 15                | 19         | 386          | 3                  | 7          | 435          |
| Senior  | 6                  | 4          | 6                 | 7          | 179          | 7                  | 18         | 227          |
| <b>Total Undergraduates</b>                                   | <b>36</b>          | <b>87</b>  | <b>119</b>        | <b>211</b> | <b>3153</b>  | <b>32</b>          | <b>88</b>  | <b>3726</b>  |
| Graduate I  | 4                  | 0          | 9                 | 5          | 142          | 0                  | 8          | 168          |
| <b>Total Graduates</b>  | <b>4</b>           | <b>0</b>   | <b>9</b>          | <b>5</b>   | <b>142</b>   | <b>0</b>           | <b>8</b>   | <b>168</b>   |
| <b>Total Intra-Univ.</b>                                      | <b>40</b>          | <b>87</b>  | <b>128</b>        | <b>216</b> | <b>3295</b>  | <b>32</b>          | <b>96</b>  | <b>3894</b>  |
| <b>TOTAL UNIVERSITY</b>                                       |                    |            |                   |            |              |                    |            |              |
| Freshman  | 43                 | 119        | 122               | 279        | 3447         | 35                 | 104        | 4149         |
| Sophomore   | 29                 | 80         | 107               | 165        | 3808         | 37                 | 86         | 4312         |
| Junior  | 22                 | 51         | 68                | 145        | 3237         | 29                 | 63         | 3615         |
| Senior  | 31                 | 60         | 102               | 149        | 4729         | 60                 | 163        | 5294         |
| <b>Total Undergraduates</b>                                   | <b>125</b>         | <b>310</b> | <b>399</b>        | <b>738</b> | <b>15221</b> | <b>161</b>         | <b>416</b> | <b>17370</b> |
| Graduate I  | 17                 | 17         | 53                | 45         | 1589         | 330                | 53         | 2104         |
| Graduate II   | 1                  | 9          | 15                | 18         | 461          | 291                | 21         | 816          |
| <b>Total Graduates</b>  | <b>18</b>          | <b>26</b>  | <b>68</b>         | <b>63</b>  | <b>2050</b>  | <b>621</b>         | <b>74</b>  | <b>2920</b>  |
| Prof. Vet. Medicine   | 7                  | 1          | 9                 | 23         | 430          | 1                  | 34         | 505          |
| <b>Total University</b>                                       | <b>150</b>         | <b>337</b> | <b>476</b>        | <b>824</b> | <b>17701</b> | <b>783</b>         | <b>524</b> | <b>20795</b> |

# Full/Part-Time Status by College & Gender

|  | FULL-TIME*  |             |              | PART-TIME   |             |             | TOTAL        |             |              |
|--|-------------|-------------|--------------|-------------|-------------|-------------|--------------|-------------|--------------|
|  | MEN         | WOMEN       | TOTAL        | MEN         | WOMEN       | TOTAL       | MEN          | WOMEN       | TOTAL        |
| <b>UNDERGRADUATE</b>                                 |             |             |              |             |             |             |              |             |              |
| Agricultural Sciences                                | 306         | 384         | 690          | 29          | 40          | 69          | 335          | 424         | 759          |
| Applied Human Sciences                               | 890         | 1977        | 2867         | 107         | 230         | 337         | 997          | 2207        | 3204         |
| Art, Humanities & Soc. Sci.                          | 1460        | 1586        | 3046         | 145         | 166         | 311         | 1605         | 1752        | 3357         |
| Business   | 627         | 490         | 1117         | 57          | 46          | 103         | 684          | 536         | 1220         |
| Engineering  | 920         | 190         | 1110         | 82          | 17          | 99          | 1002         | 207         | 1209         |
| Forestry & Nat. Resources                            | 646         | 294         | 940          | 84          | 25          | 109         | 730          | 319         | 1049         |
| Natural Sciences                                     | 1035        | 975         | 2010         | 140         | 106         | 246         | 1175         | 1081        | 2256         |
| Vet. Med. & Biomedical Sci.                          | 207         | 344         | 551          | 16          | 19          | 35          | 223          | 363         | 586          |
| Intra-University                                     | 1911        | 1292        | 3203         | 291         | 231         | 522         | 2202         | 1523        | 3725         |
| <b>Total Undergraduates</b>                          | <b>8002</b> | <b>7532</b> | <b>15534</b> | <b>951</b>  | <b>880</b>  | <b>1831</b> | <b>8953</b>  | <b>8412</b> | <b>17365</b> |
| <b>GRADUATE AND PROFESSIONAL VETERINARY MEDICINE</b> |             |             |              |             |             |             |              |             |              |
| Agricultural Sciences                                | 113         | 41          | 154          | 31          | 7           | 38          | 144          | 48          | 192          |
| Applied Human Sciences                               | 93          | 257         | 350          | 65          | 150         | 215         | 158          | 407         | 565          |
| Art, Humanities & Soc. Sci.                          | 117         | 142         | 259          | 46          | 59          | 105         | 163          | 201         | 364          |
| Business   | 97          | 67          | 164          | 52          | 37          | 89          | 149          | 104         | 253          |
| Engineering  | 269         | 43          | 312          | 118         | 11          | 129         | 387          | 54          | 441          |
| Forestry & Nat. Resources                            | 111         | 62          | 173          | 69          | 35          | 104         | 180          | 97          | 277          |
| Natural Sciences                                     | 224         | 130         | 354          | 36          | 25          | 61          | 260          | 155         | 415          |
| Vet. Med. & Biomedical Sci.                          | 287         | 330         | 617          | 52          | 71          | 123         | 339          | 401         | 740          |
| Intra-University                                     | 15          | 7           | 22           | 60          | 85          | 145         | 75           | 92          | 167          |
| <b>Total Graduates</b>                               | <b>1326</b> | <b>1079</b> | <b>2405</b>  | <b>529</b>  | <b>480</b>  | <b>1009</b> | <b>1855</b>  | <b>1559</b> | <b>3414</b>  |
| <b>TOTAL UNIVERSITY</b>                              |             |             |              |             |             |             |              |             |              |
| Agricultural Sciences                                | 419         | 425         | 844          | 60          | 47          | 107         | 479          | 472         | 951          |
| Applied Human Sciences                               | 983         | 2234        | 3217         | 172         | 380         | 552         | 1155         | 2614        | 3769         |
| Art, Humanities & Soc. Sci.                          | 1577        | 1728        | 3305         | 191         | 225         | 416         | 1768         | 1953        | 3721         |
| Business   | 724         | 557         | 1281         | 109         | 83          | 192         | 833          | 640         | 1473         |
| Engineering  | 1189        | 233         | 1422         | 200         | 28          | 228         | 1389         | 261         | 1650         |
| Forestry & Nat. Resources                            | 757         | 356         | 1113         | 153         | 60          | 213         | 910          | 416         | 1326         |
| Natural Sciences                                     | 1259        | 1105        | 2364         | 176         | 131         | 307         | 1435         | 1236        | 2671         |
| Vet. Med. & Biomedical Sci.                          | 494         | 674         | 1168         | 68          | 90          | 158         | 562          | 764         | 1326         |
| Intra-University                                     | 1926        | 1299        | 3225         | 351         | 316         | 667         | 2277         | 1615        | 3892         |
| <b>Total University</b>                              | <b>9328</b> | <b>8611</b> | <b>17939</b> | <b>1480</b> | <b>1360</b> | <b>2840</b> | <b>10808</b> | <b>9971</b> | <b>20779</b> |

Gender information was not available for 16 students.

\*Full-time students = undergraduates enrolled for 12 or more credits  
 graduates enrolled for 9 or more credits  
 professional veterinary students enrolled for 15 or more credits