


Office of the Vice President for Research

Fiscal Year 2006

Research Proposals Submitted

and

Research Awards Received



Annual Report

July 1, 2005 – June 30, 2006



Research Proposals Submitted *and* Research Awards Received

Contents

	<u>Page Number</u>
Foreword	
Definitions and Background Information	1
Multi-million Dollar Proposals	2
Multi-million Dollar Awards	6
Section I	
Proposals by Fund Source.....	8
Proposals by College.....	11
Proposals by Department	13
Section II	
Awards by Fund Source.....	24
Awards by College.....	27
Awards by Department	29
Section III - Facilities and Administrative (F&A) Recoveries	
Available on the Web at http://portal.research.colostate.edu/reports/icreports/icreport.asp	

Research Proposals Submitted *and* Research Awards Received

Foreword

There are several factors that can contribute to charts and totals appearing overly high or overly low. These factors include:

- ◆ Proposal totals prior to fiscal year 2004 represent new and competing continuation proposals only. All other proposal totals represent new, competing continuation, supplemental, and resubmitted proposals.
- ◆ Award totals represent all new and incremental funding toward a new or existing project.
- ◆ Various charts and dollar figures may reflect multi-year, multi-million dollar proposals or awards.
- ◆ Effective July 1, 2000, the Agricultural Experiment Station changed the department numbers for their research centers (departments 114x and 115x [College of Agricultural Sciences] are now 30xx [Other]).
- ◆ Effective July 1, 2002, the College of Veterinary Medicine and Biomedical Sciences re-organized. The Department of Anatomy and Neurobiology (1670) merged with the Department of Physiology (1672) to form the Department of Biomedical Sciences (1680). The Department of Environmental Health (1676) merged with the Department of Radiological Health Sciences (1673) to form the Department of Environmental and Radiological Health Sciences (1681). The Department of Pathology (1671) merged with the Department of Microbiology (1677) to form the Department of Microbiology, Immunology, and Pathology (1682).

Detail Proposal and Award Information:

A detail listing of **proposals submitted** can be found on the Sponsored Programs Web site at:

<http://portal.research.colostate.edu/dbsearch/proposalform.htm>.

A detail listing of **awards received** can be found on the Sponsored Programs Web site at: <http://portal.research.colostate.edu/dbsearch/awardform.htm>

Multi-million Dollar Proposals (July - June)

<u>College</u>	<u>Department</u>	<u>Primary PI</u>	<u>Sponsor</u>	<u>Project Period</u>	<u>Amount</u>
2002					
Agricultural Sciences	Soil and Crop Sciences	Unknown	NSF - National Science Foundati	11/01/02-10/31/08	\$4,680,000
Applied Human Sciences	Food Science and Human Nutri	Unknown	Colorado Department of Human	10/01/01-09/30/02	\$2,172,620
Applied Human Sciences	School of Education	Unknown	US Department of Education	07/01/02-06/30/05	\$2,638,628
Engineering	Civil and Environmental Engine	Unknown	NSF - National Science Foundati	01/01/03-01/01/08	\$9,951,093
Engineering	Cooperative Institute for Resea	Unknown	DOC-NOAA-Natl Oceanic & Atm	07/01/01-06/30/02	\$4,710,348
Engineering	Mechanical Engineering	Unknown	NASA - Natl Aeronautics & Spac	04/28/02-04/27/07	\$14,999,998
Natural Sciences	Biochemistry and Molecular Bio	Unknown	HHS-NIH-Nat Inst of General Me	12/01/02-11/30/07	\$2,475,167
Provost	Center for Life Sciences	Unknown	HHMI-Howard Hughes Medical I	07/01/02-06/30/06	\$2,194,861
Vet. Medicine and Biomedica	Anatomy and Neurobiology	Unknown	HHS-NIH-National Institutes of H	12/01/02-11/30/07	\$3,403,787
Vet. Medicine and Biomedica	Environmental Health	Unknown	NSF - National Science Foundati	01/01/03-12/31/07	\$2,507,164
Vet. Medicine and Biomedica	Microbiology	Unknown	HHS-NIH-NIAID-Allergy & Infect	06/30/02-06/29/09	\$4,334,125
Vet. Medicine and Biomedica	Microbiology	Unknown	Univ. of Texas Medical Branch/G	09/27/02-09/26/09	\$6,889,392
Vet. Medicine and Biomedica	Pathology	Unknown	HHS-NIH-National Institutes of H	10/01/02-09/30/09	\$7,874,199
Vet. Medicine and Biomedica	Radiological Health Sciences	Unknown	HHS-NIH-Center for Scientific R	09/01/02-08/31/07	\$2,863,688
Warner College of Natural R	CEMML	Unknown	DOD-ARMY	10/01/01-09/30/06	\$4,540,551
Warner College of Natural R	Natural Resource Ecology Lab	Unknown	NSF - National Science Foundati	06/01/02-05/31/06	\$4,989,892
2003					
Agricultural Sciences	Horticulture and Landscape Arc	Unknown	DOD - US Department of Defens	01/01/03-12/31/07	\$2,854,567
Agricultural Sciences	Soil and Crop Sciences	Unknown	NSF - National Science Foundati	10/01/03-09/30/07	\$3,337,178
Applied Human Sciences	College of Applied Human Scie	Unknown	DOJ-OJP-NIJ-National Inst. of Ju	08/01/03-07/31/08	\$4,849,039
Applied Human Sciences	Food Science and Human Nutri	Unknown	HHS-NIH-National Institutes of H	07/01/03-06/30/08	\$2,322,220
Applied Human Sciences	Food Science and Human Nutri	Unknown	HHS-CDC-Centers for Disease	08/15/02-06/30/02	\$2,500,000
Applied Human Sciences	Food Science and Human Nutri	Unknown	Colorado Department of Human	10/01/02-09/30/03	\$2,291,686
Engineering	College of Engineering	Unknown	NSF - National Science Foundati	07/01/03-06/30/08	\$32,870,552
Engineering	Cooperative Institute for Resea	Unknown	UCAR-NCAR-COMET Atmosphe	04/01/03-09/30/08	\$10,783,253
Engineering	Electrical and Computer Engin	Unknown	UMASS-University of Massachus	10/01/03-09/30/08	\$2,246,003
Engineering	Mechanical Engineering	Unknown	NSF - National Science Foundati	10/01/03-10/01/08	\$3,393,462
Liberal Arts	Journalism and Technical Com	Unknown	The Cooper Institute Denver	07/01/03-06/30/08	\$2,271,659
Natural Sciences	Chemistry	Unknown	HHS-NIH-National Institutes of H	12/01/03-11/30/03	\$3,063,912
Natural Sciences	Computer Science	Unknown	NSF - National Science Foundati	01/01/04-12/31/08	\$2,765,871
Natural Sciences	Mathematics	Unknown	NSF - National Science Foundati	08/15/03-08/24/08	\$3,872,184
Natural Sciences	Psychology	Unknown	HHS-CDC-Centers for Disease	09/30/02-09/30/07	\$2,041,345
Provost	Center for Life Sciences	Unknown	[University of Northern Colorado]	10/01/03-09/30/09	\$2,983,433
Vet. Medicine and Biomedica	Environmental and Radiologica	Unknown	DOE - US Department of Energy	01/01/03-09/30/05	\$5,520,149
Vet. Medicine and Biomedica	Microbiology, Immunology and	Unknown	HHS-NIH-NIAID-Allergy & Infect	07/01/03-06/30/07	\$2,074,620
Vet. Medicine and Biomedica	Microbiology, Immunology and	Unknown	HHS-NIH-National Institutes of H	12/01/02-11/30/08	\$4,815,402
Vet. Medicine and Biomedica	Microbiology, Immunology and	Unknown	HHS-NIH-NIAID-Allergy & Infect	08/01/03-07/30/08	\$39,878,066
Vet. Medicine and Biomedica	Microbiology, Immunology and	Unknown	HHS-NIH-NIAID-Allergy & Infect	09/29/03-09/29/08	\$22,659,000
Vice President for Student Af	Center for Educ Access and O	Unknown	US Department of Education	06/01/03-05/31/08	\$2,643,396

Multi-million Dollar Proposals (July - June)

<u>College</u>	<u>Department</u>	<u>Primary PI</u>	<u>Sponsor</u>	<u>Project Period</u>	<u>Amount</u>
2004					
Agricultural Sciences	Bioagricultural Sciences and P	Unknown	USDA-CSREES-Coop State Rsr	07/01/04-06/30/08	\$2,409,561
Agricultural Sciences	Horticulture and Landscape Arc	Unknown	HHS-NIH-NCI-National Cancer I	07/01/04-06/30/09	\$3,083,632
Agricultural Sciences	Horticulture and Landscape Arc	Unknown	DOD - US Department of Defens	01/01/04-12/31/08	\$2,260,066
Applied Human Sciences	Food Science and Human Nutri	Unknown	HHS-NIH-Diabetes, Digestive, &	12/01/04-11/30/09	\$3,409,530
Business	Computer Information Systems	Unknown	NSF-SBE-Social, Behav & Econ	10/01/03-09/30/08	\$4,796,658
Engineering	Atmospheric Science	Unknown	NSF-GEO-Geosciences	07/01/04-06/30/09	\$2,583,155
Engineering	Atmospheric Science	Unknown	NSF - National Science Foundati	06/15/05-05/31/10	\$19,817,937
Engineering	College of Engineering	Unknown	NSF - National Science Foundati	02/01/04-01/31/09	\$3,000,000
Engineering	Electrical and Computer Engin	Unknown	NSF - National Science Foundati	10/01/04-09/30/09	\$3,392,023
Liberal Arts	Journalism and Technical Com	Unknown	HHS-NIH-National Institute on Dr	09/01/04-08/31/09	\$3,412,613
Natural Sciences	Chemistry	Unknown	HHS-NIH-National Institutes of H	07/01/04-06/30/09	\$2,474,640
Natural Sciences	Computer Science	Unknown	NSF - National Science Foundati	08/16/04-08/15/09	\$3,674,139
Natural Sciences	Psychology	Unknown	HHS-CDC-Centers for Disease	04/01/04-03/31/09	\$2,647,895
Natural Sciences	Psychology	Unknown	University of Alaska at Fairbanks	05/30/04-06/01/09	\$3,000,000
Natural Sciences	Psychology	Unknown	HHS-NIH-NIMH-Nat Inst of Ment	07/01/04-06/30/09	\$2,969,072
Natural Sciences	Psychology	Unknown	NSF - National Science Foundati	09/30/04-10/01/09	\$3,907,422
Vet. Medicine and Biomedica	Biomedical Sciences	Unknown	HHS-NIH-NIDCD-Deafness & Ot	04/01/04-03/31/09	\$2,365,061
Vet. Medicine and Biomedica	Clinical Sciences	Unknown	HHS-NIH-Arthritis, Musculoskel,	07/01/04-06/30/08	\$2,472,402
Vet. Medicine and Biomedica	Environmental and Radiologica	Unknown	HHS-NIH-Natl Inst of Environ He	08/01/04-07/31/09	\$2,153,361
Vet. Medicine and Biomedica	Environmental and Radiologica	Unknown	Okinawa Inst. of Science & Tech	01/01/04-12/31/09	\$2,691,731
Vet. Medicine and Biomedica	Environmental and Radiologica	Unknown	HHS-NIH-National Institutes of H	01/01/05-12/31/09	\$2,198,384
Vet. Medicine and Biomedica	Environmental and Radiologica	Unknown	HHS-NIH-Natl Inst of Environ He	10/01/04-09/30/09	\$2,987,853
Vet. Medicine and Biomedica	Environmental and Radiologica	Unknown	HHS-NIH-National Institutes of H	07/01/04-06/30/08	\$2,009,915
Vet. Medicine and Biomedica	Microbiology, Immunology and	Unknown	DHS - US Department of Homela	05/01/04-04/30/07	\$15,446,818
Vet. Medicine and Biomedica	Microbiology, Immunology and	Unknown	HHS-NIH-National Institutes of H	01/01/05-12/31/10	\$2,751,202
Vet. Medicine and Biomedica	Microbiology, Immunology and	Unknown	HHS-NIH-NIAID-Allergy & Infect	07/01/04-06/30/09	\$2,256,116
Vet. Medicine and Biomedica	Microbiology, Immunology and	Unknown	HHS-NIH-National Institutes of H	10/01/04-09/30/11	\$26,527,425
Vet. Medicine and Biomedica	Microbiology, Immunology and	Unknown	HHS-NIH-NIAID-Allergy & Infect	09/01/04-08/31/09	\$3,017,428
Warner College of Natural R	Natural Resource Ecology Lab	Unknown	NSF-GEO-Geosciences	06/01/04-05/31/08	\$2,105,786

Multi-million Dollar Proposals (July - June)

<u>College</u>	<u>Department</u>	<u>Primary PI</u>	<u>Sponsor</u>	<u>Project Period</u>	<u>Amount</u>
2005					
Agricultural Sciences	Animal Sciences	Unknown	USDA-CSREES-Coop State Rsr	10/01/05-10/01/09	\$2,494,470
Agricultural Sciences	Bioagricultural Sciences and P	Unknown	NSF - National Science Foundati	10/01/05-09/30/10	\$2,496,610
Agricultural Sciences	Horticulture and Landscape Arc	Unknown	NSF-Biological Sciences	09/01/05-08/30/08	\$2,332,638
Applied Human Sciences	Food Science and Human Nutri	Unknown	HHS-NIH-Diabetes, Digestive, &	07/01/05-06/30/10	\$3,456,529
Applied Human Sciences	Food Science and Human Nutri	Unknown	HHS-NIH-Diabetes, Digestive, &	09/30/05-08/31/10	\$3,466,719
Applied Human Sciences	School of Education	Unknown	US Department of Education	05/15/05-05/14/10	\$3,777,039
Engineering	Atmospheric Science	Unknown	NSF - National Science Foundati	10/01/05-09/30/10	\$3,769,812
Engineering	Atmospheric Science	Unknown	State of Wyoming	06/15/05-06/14/10	\$4,939,475
Natural Sciences	Computer Science	Unknown	NASA - Natl Aeronautics & Spac	01/01/05-12/31/08	\$3,033,319
Provost	Provost/Academic Vice Preside	Unknown	HHS-NIH-NIAID-Allergy & Infect	04/01/05-09/29/08	\$5,414,025
Vet. Medicine and Biomedica	Clinical Sciences	Unknown	Memorial Sloan-Kettering Cance	07/01/05-09/30/10	\$2,123,994
Vet. Medicine and Biomedica	College of Veterinary Medicine	Unknown	HHS-NIH-Nat. Ctr. for Research	10/03/05-01/25/08	\$4,000,000
Vet. Medicine and Biomedica	Environmental and Radiologica	Unknown	HHS-NIH-NIAID-Allergy & Infect	09/01/05-08/31/10	\$24,952,182
Vet. Medicine and Biomedica	Microbiology, Immunology and	Unknown	HHS-NIH-National Institutes of H	07/01/05-07/01/10	\$2,114,493
Vet. Medicine and Biomedica	Microbiology, Immunology and	Unknown	HHS-NIH-National Institutes of H	08/15/05-08/14/10	\$2,871,030
Vet. Medicine and Biomedica	Microbiology, Immunology and	Unknown	HHS-NIH-NIAID-Allergy & Infect	04/01/04-03/31/10	\$70,993,410
Vet. Medicine and Biomedica	Microbiology, Immunology and	Unknown	HHS-NIH-National Institutes of H	09/01/05-08/31/10	\$2,267,327
Vet. Medicine and Biomedica	Microbiology, Immunology and	Unknown	HHS-NIH-NIAID-Allergy & Infect	05/01/06-04/30/11	\$2,309,792
Warner College of Natural R	CEMML	Unknown	Parsons Infrastructure & Tech Gr	03/16/05-03/15/10	\$4,923,442
Warner College of Natural R	CEMML	Unknown	Parsons Infrastructure & Tech Gr	11/01/04-12/31/08	\$4,799,437
Warner College of Natural R	CEMML	Unknown	Parsons Infrastructure & Tech Gr	11/01/04-12/31/08	\$4,744,761
Warner College of Natural R	Natural Resource Recreation a	Unknown	Chemonics	08/03/04-08/02/08	\$2,131,036

Multi-million Dollar Proposals (July - June)

<u>College</u>	<u>Department</u>	<u>Primary PI</u>	<u>Sponsor</u>	<u>Project Period</u>	<u>Amount</u>
2006					
Agricultural Sciences	Horticulture and Landscape Arc	Unknown	Colorado Dept Public Health & E	01/01/06-06/30/08	\$2,376,387
Applied Human Sciences	Food Science and Human Nutri	Unknown	Colorado Department of Human	10/01/05-09/30/06	\$2,549,731
Applied Human Sciences	Health and Exercise Science	Unknown	HHS-CDC-Occup Safety & Healt	03/01/06-02/28/11	\$6,870,776
Applied Human Sciences	School of Education	Unknown	NSF - National Science Foundati	07/01/06-06/30/08	\$2,138,626
Colorado State Forest Servic	Colorado State Forest Service	Unknown	FEMA-Federal Emergency Mana	09/30/06-09/30/09	\$2,999,049
Engineering	Atmospheric Science	Unknown	DOE - US Department of Energy	08/01/06-07/31/11	\$4,300,660
Engineering	College of Engineering	Unknown	NSF - National Science Foundati	01/01/06-12/31/10	\$3,749,994
Engineering	Cooperative Institute for Resea	Unknown	DOC-NOAA-Natl Oceanic & Atm	07/01/06-06/30/09	\$30,300,000
Engineering	Cooperative Institute for Resea	Unknown	DOD - US Department of Defens	04/01/06-03/31/11	\$13,163,000
Engineering	Electrical and Computer Engin	Unknown	NSF - National Science Foundati	10/01/09-09/30/12	\$11,999,964
Engineering	Mechanical Engineering	Unknown	DOE - US Department of Energy	09/01/05-08/30/08	\$2,499,946
Extension and Public Service	Cooperative Extension	Unknown	HHS-ACF-Admin. for Children &	09/30/06-09/29/11	\$2,870,155
Extension and Public Service	Cooperative Extension	Unknown	USDA-CSREES-Coop State Rsr	07/01/06-06/30/09	\$3,563,318
Natural Sciences	Biology	Unknown	NSF - National Science Foundati	06/01/06-05/31/11	\$5,003,730
Natural Sciences	Chemistry	Unknown	HHS-NIH-National Institutes of H	10/01/06-09/30/10	\$2,004,287
Natural Sciences	Chemistry	Unknown	NSF - National Science Foundati	09/01/06-08/31/11	\$3,482,837
Natural Sciences	College of Natural Sciences	Unknown	HHMI-Howard Hughes Medical I	06/01/06-05/30/10	\$2,176,255
Natural Sciences	Mathematics	Unknown	NSF-MPS-Mathematical & Physi	05/15/06-05/15/11	\$2,137,908
Natural Sciences	Psychology	Unknown	HHS-NIH-National Institute on Dr	09/01/06-08/31/11	\$2,927,073
Vet. Medicine and Biomedica	Biomedical Sciences	Unknown	HHS-NIH-Neurological Disorders	12/01/06-11/30/11	\$3,162,585
Vet. Medicine and Biomedica	Biomedical Sciences	Unknown	HHS-NIH-Nat Inst of General Me	07/01/06-06/30/11	\$2,931,540
Vet. Medicine and Biomedica	Biomedical Sciences	Unknown	HHS-NIH-National Institutes of H	07/01/06-06/30/11	\$2,251,665
Vet. Medicine and Biomedica	Biomedical Sciences	Unknown	HHS-NIH-NIDCD-Deafness & Ot	12/01/06-11/30/11	\$2,737,100
Vet. Medicine and Biomedica	Environmental and Radiologica	Unknown	Univ. California-Los Alamos Nati	10/01/05-09/30/08	\$3,320,000
Vet. Medicine and Biomedica	Environmental and Radiologica	Unknown	HHS-CDC-Centers for Disease	07/01/06-06/30/11	\$7,441,530
Vet. Medicine and Biomedica	Microbiology, Immunology and	Unknown	HHS-NIH-NIAID-Allergy & Infect	07/01/06-06/30/11	\$2,278,413
Vet. Medicine and Biomedica	Microbiology, Immunology and	Unknown	HHS-NIH-NIAID-Allergy & Infect	08/01/06-07/31/11	\$5,625,532
Vet. Medicine and Biomedica	Microbiology, Immunology and	Unknown	HHS-NIH-NIAID-Allergy & Infect	08/01/06-07/31/11	\$10,168,437
Vet. Medicine and Biomedica	Microbiology, Immunology and	Unknown	NSF - National Science Foundati	09/01/06-08/31/11	\$2,489,459
Vet. Medicine and Biomedica	Microbiology, Immunology and	Unknown	HHS-NIH-NIAID-Allergy & Infect	07/01/06-06/30/11	\$2,480,031
Vet. Medicine and Biomedica	Microbiology, Immunology and	Unknown	HHS-NIH-NIAID-Allergy & Infect	10/01/06-09/30/11	\$2,026,420
Vet. Medicine and Biomedica	Microbiology, Immunology and	Unknown	HHS-NIH-NIAID-Allergy & Infect	06/01/05-05/30/10	\$2,013,319
Vet. Medicine and Biomedica	Microbiology, Immunology and	Unknown	HHS-NIH-NIAID-Allergy & Infect	06/01/06-05/31/11	\$2,457,059
Warner College of Natural R	CEMML	Unknown	Parsons Infrastructure & Tech Gr	11/17/05-11/16/08	\$2,629,982
Warner College of Natural R	Natural Resource Ecology Lab	Unknown	NSF-GEO-Geosciences	10/01/06-09/30/11	\$2,915,735

Multi-million Dollar Awards (July - June)

<u>College</u>	<u>Department</u>	<u>Primary PI</u>	<u>Sponsor</u>	<u>Project Period</u>	<u>Amount</u>
2002					
Agriculture Experiment Station	Western Colorado Research C	Pearson, Calvin H	USDA-CSREES-Coop State Rsr	09/15/01-09/30/05	\$2,500,000
Engineering	Cooperative Institute for Resea	Vonderhaar, Thomas	DOC-NOAA-Natl Oceanic & Atm	07/01/01-06/30/06	\$2,331,730
Engineering	Cooperative Institute for Resea	Vonderhaar, Thomas	DOC-NOAA-Natl Oceanic & Atm	07/01/01-06/30/06	\$2,493,134
2004					
Engineering	Cooperative Institute for Resea	Vonderhaar, Thomas	DOD - US Department of Defens	05/08/02-05/07/05	\$2,824,000
Engineering	Electrical and Computer Engin	Rocca, Jorge G	NSF - National Science Foundati	10/01/03-09/30/08	\$2,499,362
Vice President for Research	Vice President for Research	Frank, Anthony A	HHS-NIH-NIAID-Allergy & Infect	09/30/03-06/30/08	\$16,624,325
Warner College of Natural R	Natural Resource Ecology Lab	Slusser, James R	USDA-CSREES-Coop State Rsr	08/01/03-07/31/04	\$2,089,617
2005					
Vet. Medicine and Biomedica	Microbiology, Immunology and	Belisle, John T	HHS-NIH-NIAID-Allergy & Infect	09/24/04-09/23/11	\$2,331,616
Vet. Medicine and Biomedica	Microbiology, Immunology and	Belisle, John T	HHS-NIH-NIAID-Allergy & Infect	09/24/04-09/23/11	\$4,079,435
2006					
Agricultural Sciences	Animal Sciences	Sofos, John N	USDA-CSREES-Coop State Rsr	09/15/05-09/14/09	\$2,000,000
Colorado State Forest Servic	Colorado State Forest Service	Homann, Richard L	Colorado Office of Emergency M	07/07/05-01/07/06	\$2,000,000
Engineering	Electrical and Computer Engin	Rocca, Jorge G	NSF - National Science Foundati	10/01/03-09/30/08	\$3,499,857
Vet. Medicine and Biomedica	College of Veterinary Medicine	Perryman, Lance E	HHS-NIH-Nat. Ctr. for Research	09/22/05-06/30/10	\$4,000,000
Vet. Medicine and Biomedica	Microbiology, Immunology and	Belisle, John T	HHS-NIH-NIAID-Allergy & Infect	09/24/04-09/23/11	\$2,263,123
Vice President for Research	Vice President for Research	Frank, Anthony A	HHS-NIH-NIAID-Allergy & Infect	09/30/03-06/30/08	\$4,331,220

Research Proposals Submitted and Research Awards Received

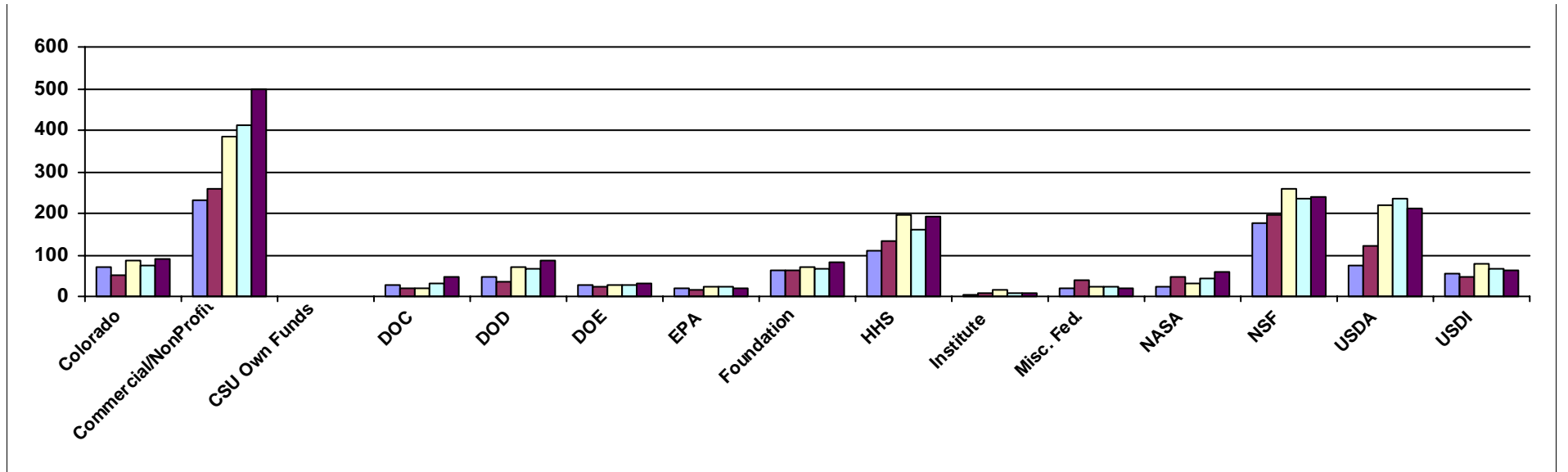
Section I Proposals Submitted

**Proposals by Fund Source
Proposals by College
Proposals by Department**

Proposals Submitted by Fund Source (July - June)

Total #

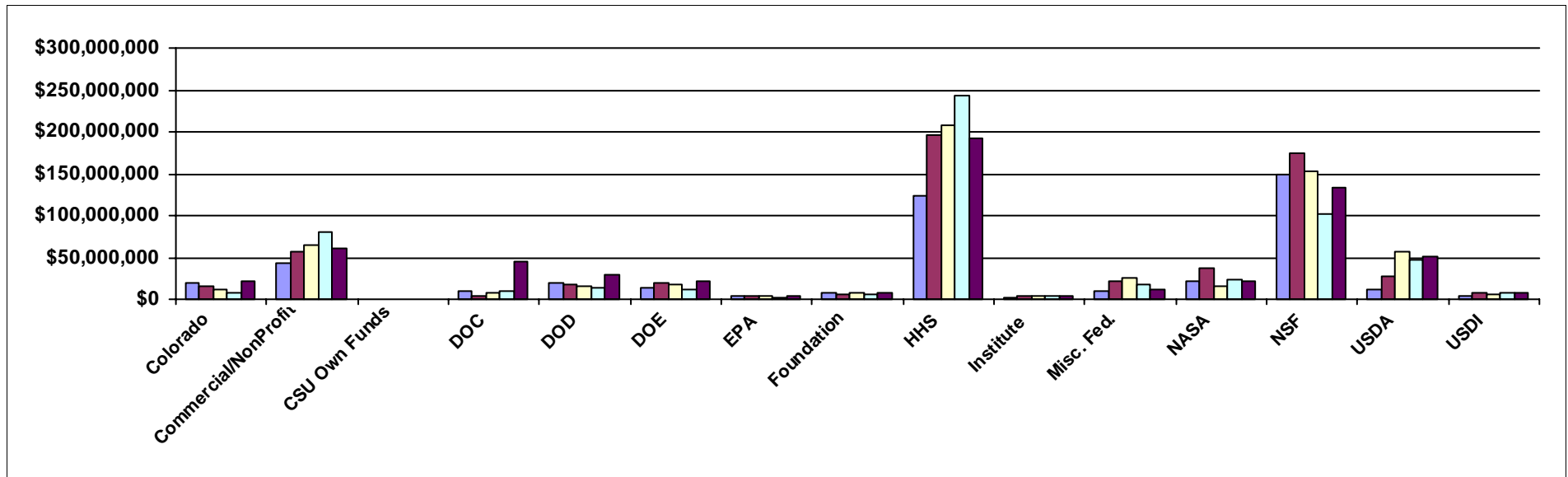
	2002	2003	% Change	2004	% Change	2005	% Change	2006	% Change
Colorado	69	52	-24.6%	85	63.5%	74	-12.9%	92	24.3%
Commercial/Non Foundation	232	259	11.6%	385	48.6%	412	7.0%	498	20.9%
Institute	62	64	3.2%	71	10.9%	68	-4.2%	84	23.5%
Institute	2	7	250.0%	16	128.6%	7	-56.3%	7	0.0%
Total Non-Federal	365	382	4.7%	557	45.8%	561	0.7%	681	21.4%
DOC	27	19	-29.6%	20	5.3%	33	65.0%	49	48.5%
DOD	48	36	-25.0%	71	97.2%	67	-5.6%	88	31.3%
DOE	27	23	-14.8%	28	21.7%	26	-7.1%	32	23.1%
EPA	19	17	-10.5%	23	35.3%	25	8.7%	21	-16.0%
HHS	108	134	24.1%	196	46.3%	159	-18.9%	193	21.4%
Misc. Fed.	21	38	81.0%	24	-36.8%	24	0.0%	21	-12.5%
NASA	25	49	96.0%	32	-34.7%	44	37.5%	57	29.5%
NSF	175	198	13.1%	260	31.3%	236	-9.2%	240	1.7%
USDA	73	121	65.8%	220	81.8%	234	6.4%	213	-9.0%
USDI	53	47	-11.3%	77	63.8%	68	-11.7%	63	-7.4%
Total Federal	576	682	18.4%	951	39.4%	916	-3.7%	977	6.7%
CSU Own Fund								1	
Total CSU Own Fu								1	
TOTAL	941	1064	13.1%	1508	41.7%	1477	-2.1%	1659	12.3%



Proposals Submitted by Fund Source (July - June)

Total \$

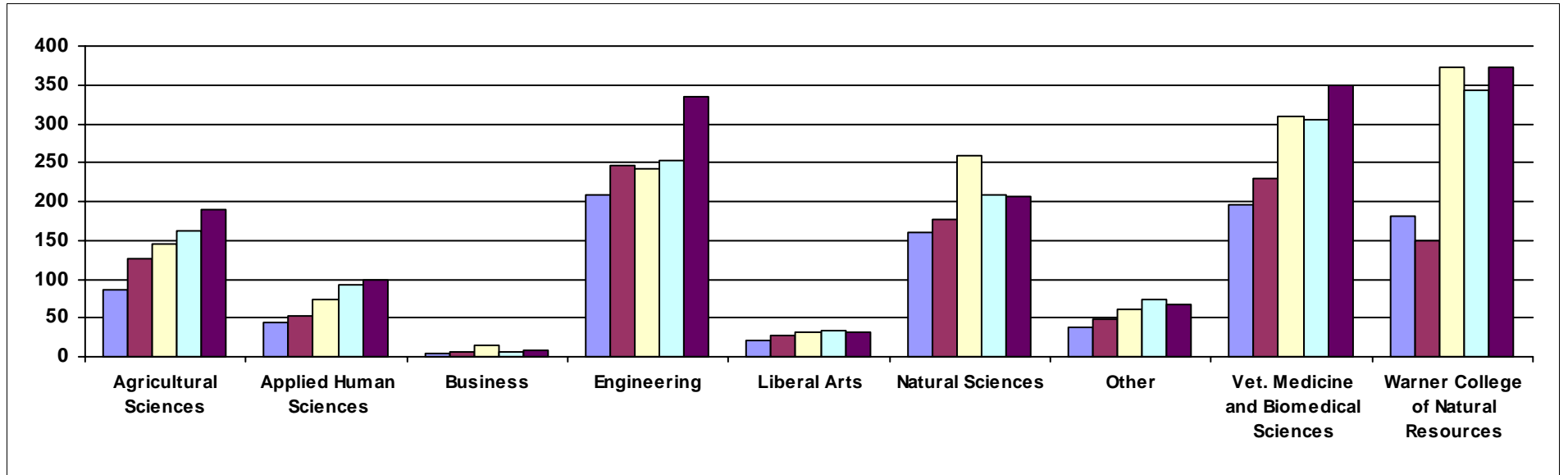
	2002	2003	% Change	2004	% Change	2005	% Change	2006	% Change
Colorado	\$20,322,326	\$16,625,520	-18.2%	\$12,092,715	-27.3%	\$7,651,483	-36.7%	\$22,391,635	192.6%
Commercial/Non	\$42,338,281	\$57,326,173	35.4%	\$64,321,824	12.2%	\$80,773,383	25.6%	\$61,212,613	-24.2%
Foundation	\$8,749,157	\$6,226,614	-28.8%	\$7,104,474	14.1%	\$6,421,559	-9.6%	\$6,949,471	8.2%
Institute	\$2,403,879	\$4,208,358	75.1%	\$4,691,548	11.5%	\$3,947,791	-15.9%	\$3,249,809	-17.7%
Total Non-Federal	\$73,813,643	\$84,386,665	14.3%	\$88,210,561	4.5%	\$98,794,216	12.0%	\$93,803,528	-5.1%
DOC	\$10,118,211	\$3,168,312	-68.7%	\$7,251,245	128.9%	\$9,042,456	24.7%	\$45,071,352	398.4%
DOD	\$19,981,125	\$16,832,547	-15.8%	\$16,327,783	-3.0%	\$13,849,463	-15.2%	\$29,397,644	112.3%
DOE	\$13,515,312	\$19,368,290	43.3%	\$16,784,070	-13.3%	\$12,297,109	-26.7%	\$20,875,116	69.8%
EPA	\$3,353,898	\$3,507,529	4.6%	\$4,023,902	14.7%	\$2,855,083	-29.0%	\$3,150,796	10.4%
HHS	\$123,241,145	\$196,315,747	59.3%	\$208,625,848	6.3%	\$244,100,616	17.0%	\$192,187,400	-21.3%
Misc. Fed.	\$9,461,643	\$21,188,631	123.9%	\$26,329,514	24.3%	\$16,892,248	-35.8%	\$11,126,898	-34.1%
NASA	\$21,844,953	\$38,073,741	74.3%	\$16,338,900	-57.1%	\$24,403,137	49.4%	\$22,202,912	-9.0%
NSF	\$148,872,318	\$174,400,547	17.1%	\$153,004,763	-12.3%	\$102,290,525	-33.1%	\$133,434,009	30.4%
USDA	\$12,015,641	\$28,419,626	136.5%	\$57,432,822	102.1%	\$47,751,342	-16.9%	\$50,582,074	5.9%
USDI	\$3,755,049	\$7,688,618	104.8%	\$5,955,687	-22.5%	\$8,032,200	34.9%	\$8,350,255	4.0%
Total Federal	\$366,159,295	\$508,963,588	39.0%	\$512,074,534	0.6%	\$481,514,179	-6.0%	\$516,378,456	7.2%
CSU Own Fund								\$24,215	
Total CSU Own Fu								\$24,215	
TOTAL	\$439,972,938	\$593,350,253	34.9%	\$600,285,095	1.2%	\$580,308,395	-3.3%	\$610,206,199	5.2%



Proposals Submitted by College (July - June)

Total #

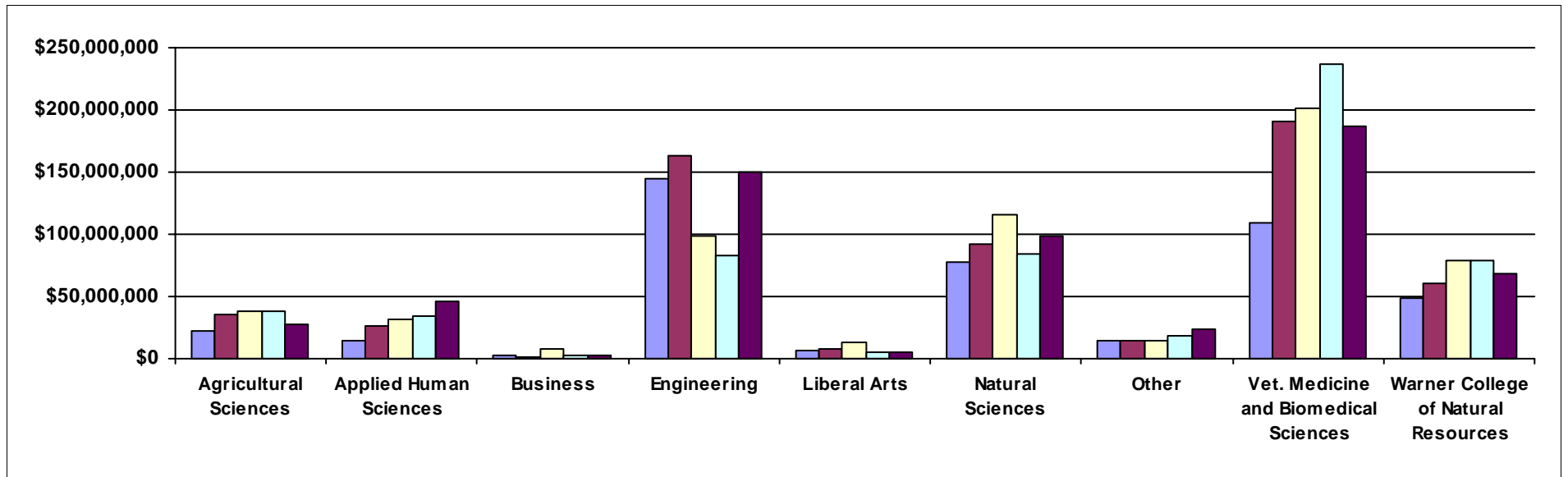
	2002	2003	% Change	2004	% Change	2005	% Change	2006	% Change
Agricultural Scie	87	127	46.0%	145	14.2%	162	11.7%	189	16.7%
Applied Human	45	52	15.6%	73	40.4%	93	27.4%	98	5.4%
Business	5	6	20.0%	14	133.3%	6	-57.1%	9	50.0%
Engineering	209	247	18.2%	242	-2.0%	252	4.1%	335	32.9%
Liberal Arts	21	28	33.3%	32	14.3%	33	3.1%	32	-3.0%
Natural Science	161	176	9.3%	259	47.2%	209	-19.3%	207	-1.0%
Other	37	49	32.4%	61	24.5%	74	21.3%	68	-8.1%
Vet. Medicine an	195	229	17.4%	310	35.4%	305	-1.6%	349	14.4%
Warner College	181	150	-17.1%	372	148.0%	343	-7.8%	372	8.5%
TOTAL	941	1064	13.1%	1508	41.7%	1477	-2.1%	1659	12.3%



Proposals Submitted by College (July - June)

Total \$

	2002	2003	% Change	2004	% Change	2005	% Change	2006	% Change
Agricultural Scie	\$21,838,470	\$35,808,765	64.0%	\$38,599,382	7.8%	\$38,661,189	0.2%	\$28,127,390	-27.2%
Applied Human	\$14,522,494	\$26,757,476	84.2%	\$31,514,876	17.8%	\$34,120,941	8.3%	\$45,423,976	33.1%
Business	\$2,195,913	\$926,408	-57.8%	\$8,259,631	791.6%	\$2,622,684	-68.2%	\$2,056,954	-21.6%
Engineering	\$144,394,899	\$162,885,262	12.8%	\$99,285,631	-39.0%	\$82,768,037	-16.6%	\$150,556,626	81.9%
Liberal Arts	\$6,177,313	\$8,356,377	35.3%	\$13,175,538	57.7%	\$5,378,016	-59.2%	\$5,492,325	2.1%
Natural Science	\$78,255,038	\$92,690,703	18.4%	\$115,622,300	24.7%	\$84,057,659	-27.3%	\$98,933,902	17.7%
Other	\$14,376,122	\$14,604,333	1.6%	\$14,293,700	-2.1%	\$17,956,229	25.6%	\$23,730,137	32.2%
Vet. Medicine an	\$109,856,217	\$190,785,721	73.7%	\$201,036,656	5.4%	\$236,355,700	17.6%	\$187,129,119	-20.8%
Warner College	\$48,356,472	\$60,535,208	25.2%	\$78,497,381	29.7%	\$78,387,940	-0.1%	\$68,755,770	-12.3%
TOTAL	\$439,972,938	\$593,350,253	34.9%	\$600,285,095	1.2%	\$580,308,395	-3.3%	\$610,206,199	5.2%



Proposals Submitted by Department (July - June)

Total

	2002	2003	% Change	2004	% Change	2005	% Change	2006	% Change
Agricultural Sciences									
1172-Agricultural and Resource Econ	9	18	100.0%	16	-11.1%	12	-25.0%	14	16.7%
1171-Animal Sciences	23	23	0.0%	29	26.1%	38	31.0%	37	-2.6%
1177-Bioagricultural Sciences and Pe	24	31	29.2%	48	54.8%	54	12.5%	60	11.1%
1101-College of Agricultural Sciences						1		1	0.0%
1173-Horticulture and Landscape Arc	17	29	70.6%	24	-17.2%	21	-12.5%	27	28.6%
1170-Soil and Crop Sciences	14	26	85.7%	28	7.7%	36	28.6%	50	38.9%
Total Agricultural Sciences	87	127	46.0%	145	14.2%	162	11.7%	189	16.7%
Applied Human Scienc									
1501-College of Applied Human Scien	4	5	25.0%	3	-40.0%	2	-33.3%	1	-50.0%
1584-Construction Management	2	5	150.0%	17	240.0%	11	-35.3%	10	-9.1%
1574-Design & Merchandising	3			3				5	
1571-Food Science and Human Nutrit	7	10	42.9%	19	90.0%	29	52.6%	28	-3.4%
1582-Health and Exercise Science	2	5	150.0%	3	-40.0%	14	366.7%	13	-7.1%
1570-Human Development and Famil	8	5	-37.5%	5	0.0%	12	140.0%	12	0.0%
1573-Occupational Therapy	5	8	60.0%	10	25.0%	4	-60.0%	11	175.0%
1588-School of Education	8	9	12.5%	10	11.1%	14	40.0%	12	-14.3%
1586-School of Social Work	6	5	-16.7%	3	-40.0%	7	133.3%	6	-14.3%
Total Applied Human Sciences	45	52	15.6%	73	40.4%	93	27.4%	98	5.4%
Business									
1201-College of Business	1					1			
1277-Computer Information Systems	2	2	0.0%	5	150.0%	1	-80.0%	6	500.0%
1276-Institute for Transportation Mana	1	1	0.0%	3	200.0%			1	
1275-Management				2		1	-50.0%	2	100.0%
1278-Marketing	1	3	200.0%	4	33.3%	3	-25.0%		
Total Business	5	6	20.0%	14	133.3%	6	-57.1%	9	50.0%

Proposals Submitted by Department (July - June)

Total

	2002	2003	% Change	2004	% Change	2005	% Change	2006	% Change
Engineering									
1371-Atmospheric Science	48	59	22.9%	57	-3.4%	56	-1.8%	54	-3.6%
1370-Chemical and Biological Engine	23	28	21.7%	20	-28.6%	16	-20.0%	24	50.0%
1372-Civil and Environmental Engine	32	44	37.5%	44	0.0%	62	40.9%	65	4.8%
1301-College of Engineering	2	3	50.0%	5	66.7%	1	-80.0%	7	600.0%
1375-Cooperative Institute for Resear	32	29	-9.4%	23	-20.7%	39	69.6%	66	69.2%
1373-Electrical and Computer Engine	43	45	4.7%	43	-4.4%	43	0.0%	43	0.0%
1374-Mechanical Engineering	29	39	34.5%	50	28.2%	35	-30.0%	76	117.1%
Total Engineering	209	247	18.2%	242	-2.0%	252	4.1%	335	32.9%
Liberal Arts									
1787-Anthropology	4	6	50.0%	4	-33.3%	8	100.0%	8	0.0%
1770-Art	2	1	-50.0%	1	0.0%	2	100.0%	2	0.0%
1790-Center for App Studies in Ameri		2		1	-50.0%			4	
1771-Economics	1			2		1	-50.0%		
1773-English	2	2	0.0%	4	100.0%	2	-50.0%	2	0.0%
1774-Foreign Languages and Literatu		1		1	0.0%	1	0.0%	1	0.0%
1776-History		1		1	0.0%	1	0.0%	2	100.0%
1785-Journalism and Technical Com	3	5	66.7%	11	120.0%	8	-27.3%	5	-37.5%
1778-Music, Theatre and Dance	7	4	-42.9%	2	-50.0%	1	-50.0%	1	0.0%
1782-Political Science	1	2	100.0%	2	0.0%	3	50.0%		
1784-Sociology	1	4	300.0%	3	-25.0%	6	100.0%	7	16.7%
Total Liberal Arts	21	28	33.3%	32	14.3%	33	3.1%	32	-3.0%

Proposals Submitted by Department (July - June)

Total #

	2002	2003	% Change	2004	% Change	2005	% Change	2006	% Change
Natural Sciences									
1870-Biochemistry and Molecular Biol	25	19	-24.0%	30	57.9%	21	-30.0%	22	4.8%
1878-Biology	21	34	61.9%	53	55.9%	36	-32.1%	31	-13.9%
1802-Center for Science, Math and Te	1	3	200.0%	3	0.0%	2	-33.3%	3	50.0%
1872-Chemistry	54	52	-3.7%	65	25.0%	65	0.0%	63	-3.1%
1801-College of Natural Sciences				1		2	100.0%	6	200.0%
1873-Computer Science	18	27	50.0%	36	33.3%	20	-44.4%	26	30.0%
1874-Mathematics	7	7	0.0%	21	200.0%	10	-52.4%	10	0.0%
1875-Physics	14	11	-21.4%	20	81.8%	19	-5.0%	20	5.3%
1876-Psychology	13	21	61.5%	24	14.3%	25	4.2%	19	-24.0%
1877-Statistics	8	2	-75.0%	6	200.0%	9	50.0%	7	-22.2%
Total Natural Sciences	161	176	9.3%	259	47.2%	209	-19.3%	207	-1.0%

Proposals Submitted by Department (July - June)

Total #

	2002	2003	% Change	2004	% Change	2005	% Change	2006	% Change
Other									
8100-Academic Advancement Center						1			
1018-Academic Computing and Netw								1	
3001-Agricultural Experiment Station	1	1	0.0%			1		1	0.0%
7114-Alumni Relations						1			
3040-Arkansas Valley Research Cent								3	
8018-Asian/Pacific American Student	1	1	0.0%	1	0.0%				
8027-Campus Recreation								1	
8005-Center for Educ Access and Out	1	2	100.0%	1	-50.0%	2	100.0%	3	50.0%
1031-Center for Life Sciences	1	3	200.0%						
1034-Colorado Public Policy Institute								1	
5060-Colorado State Forest Service				4		11	175.0%	9	-18.2%
1033-Colorado Water Resources Res								3	
2033-Colorado Water Resources Res	5	5	0.0%	4	-20.0%	4	0.0%		
8015-Conflict Resolution and Student						1			
1040-Continuing Education - Administ	1	1	0.0%			1			
1044-Continuing Education - Denver				1				1	
1042-Continuing Education - Lifelong						2			
4040-Cooperative Extension	17	12	-29.4%	25	108.3%	30	20.0%	33	10.0%
6021-Environmental Health Services				1					
1005-Graduate School				3					
2015-Graduate School 2015		2							
8031-Hartshorn Health Services		1						1	
8032-Housing						2			
1024-International Programs	2	9	350.0%	9	0.0%	2	-77.8%	1	-50.0%
1019-Library	1	1	0.0%			4		2	-50.0%
2021-Macromolecular Resource Facili						1		1	0.0%
0000-No Department		1							
3044-Plainsman Research Center				1					
1001-Provost/Academic Vice Preside		1				1		1	0.0%
3042-San Juan Basin Research Cent	1								
3043-San Luis Valley Research Cente	1			1		3	200.0%	1	-66.7%

Proposals Submitted by Department (July - June)

Total #

	2002	2003	% Change	2004	% Change	2005	% Change	2006	% Change
Other									
3050-Southwestern Colorado Research	1			1					
8040-Student Leadership and Civic E		2							
8038-Student Media		1							
8010-University Counseling Center						1			
6023-University Police	2	3	50.0%	2	-33.3%			1	
2001-Vice President for Research	1			5		4	-20.0%		
3046-Western Colorado Research Ce	1	3	200.0%	2	-33.3%	1	-50.0%	3	200.0%
8001-Women's Programs and Studies						1		1	0.0%
Total Other	37	49	32.4%	61	24.5%	74	21.3%	68	-8.1%
Vet. Medicine and Biom									
1670-Anatomy and Neurobiology	14								
1680-Biomedical Sciences		49		65	32.7%	69	6.2%	54	-21.7%
1678-Clinical Sciences	54	67	24.1%	95	41.8%	109	14.7%	121	11.0%
1601-College of Veterinary Medicine	1			1		3	200.0%		
1681-Environmental and Radiological		56		58	3.6%	42	-27.6%	43	2.4%
1676-Environmental Health	33								
1644-Fort Collins - Diag Lab				1					
1677-Microbiology	30								
1682-Microbiology, Immunology and		56		90	60.7%	82	-8.9%	131	59.8%
1671-Pathology	22								
1672-Physiology	19								
1673-Radiological Health Sciences	22								
1620-Veterinary Teaching Hospital		1							
Total Vet. Medicine and Biomedical Scie	195	229	17.4%	310	35.4%	305	-1.6%	349	14.4%

Proposals Submitted by Department (July - June)

Total #

	2002	2003	% Change	2004	% Change	2005	% Change	2006	% Change
Warner College of Natu									
1490-CEMML	26	14	-46.2%	134	857.1%	117	-12.7%	134	14.5%
1484-Cooperative Fish and Wildlife R	7	2	-71.4%	5	150.0%	12	140.0%	15	25.0%
1474-Fish, Wildlife and Conservation	60	45	-25.0%	76	68.9%	57	-25.0%	72	26.3%
1472-Forest Rangeland Watershed St				50		55	10.0%	44	-20.0%
1470-Forest Sciences	13	25	92.3%						
1482-Geosciences	16	10	-37.5%	20	100.0%	21	5.0%	14	-33.3%
1499-Natural Resource Ecology Labor	49	38	-22.4%	79	107.9%	68	-13.9%	75	10.3%
1480-Natural Resource Recreation an	6	8	33.3%	8	0.0%	13	62.5%	18	38.5%
1478-Rangeland Ecosystem Science	3	7	133.3%						
1401-Warner College of Natural Reso	1	1	0.0%						
Total Warner College of Natural Resour	181	150	-17.1%	372	148.0%	343	-7.8%	372	8.5%
TOTAL	941	1064	13.1%	1508	41.7%	1477	-2.1%	1659	12.3%

Proposals Submitted by Department (July - June)

Total \$

	2002	2003	% Change	2004	% Change	2005	% Change	2006	% Change
Agricultural Sciences									
1172-Agricultural and Resource Econ	\$717,569	\$3,087,959	330.3%	\$1,459,760	-52.7%	\$989,422	-32.2%	\$1,529,051	54.5%
1171-Animal Sciences	\$1,307,140	\$1,880,960	43.9%	\$4,237,105	125.3%	\$7,411,952	74.9%	\$3,909,889	-47.2%
1177-Bioagricultural Sciences and Pe	\$5,001,199	\$5,428,024	8.5%	\$15,161,118	179.3%	\$13,205,379	-12.9%	\$5,667,182	-57.1%
1101-College of Agricultural Sciences						\$19,000		\$12,000	-36.8%
1173-Horticulture and Landscape Arch	\$7,877,776	\$15,547,173	97.4%	\$11,896,688	-23.5%	\$11,054,108	-7.1%	\$9,267,703	-16.2%
1170-Soil and Crop Sciences	\$6,934,786	\$9,864,649	42.2%	\$5,844,711	-40.8%	\$5,981,328	2.3%	\$7,741,565	29.4%
Total Agricultural Sciences	\$21,838,470	\$35,808,765	64.0%	\$38,599,382	7.8%	\$38,661,189	0.2%	\$28,127,390	-27.2%
Applied Human Scienc									
1501-College of Applied Human Scien	\$1,386,059	\$5,698,802	311.2%	\$1,509,382	-73.5%	\$209,871	-86.1%	\$179,884	-14.3%
1584-Construction Management	\$470,129	\$1,232,299	162.1%	\$1,876,532	52.3%	\$1,112,986	-40.7%	\$1,342,248	20.6%
1574-Design & Merchandising	\$243,407			\$436,862				\$952,817	
1571-Food Science and Human Nutriti	\$3,497,117	\$11,873,010	239.5%	\$14,745,573	24.2%	\$14,172,773	-3.9%	\$16,751,988	18.2%
1582-Health and Exercise Science	\$147,889	\$770,316	420.9%	\$2,158,780	180.2%	\$1,415,210	-34.4%	\$9,928,053	601.5%
1570-Human Development and Family	\$2,251,800	\$1,802,844	-19.9%	\$1,501,295	-16.7%	\$4,132,913	175.3%	\$5,962,539	44.3%
1573-Occupational Therapy	\$2,081,119	\$3,909,752	87.9%	\$4,321,204	10.5%	\$1,821,418	-57.8%	\$2,578,576	41.6%
1588-School of Education	\$4,170,841	\$1,244,696	-70.2%	\$4,502,338	261.7%	\$10,110,583	124.6%	\$5,824,476	-42.4%
1586-School of Social Work	\$274,133	\$225,757	-17.6%	\$462,910	105.0%	\$1,145,187	147.4%	\$1,903,395	66.2%
Total Applied Human Sciences	\$14,522,494	\$26,757,476	84.2%	\$31,514,876	17.8%	\$34,120,941	8.3%	\$45,423,976	33.1%
Business									
1201-College of Business	\$595,885					\$599,374			
1277-Computer Information Systems	\$754,553	\$458,707	-39.2%	\$6,036,416	1216.0%	\$569,221	-90.6%	\$1,959,944	244.3%
1276-Institute for Transportation Mana	\$113,002	\$141,151	24.9%	\$1,713,183	1113.7%			\$50,000	
1275-Management				\$63,015		\$21,968	-65.1%	\$47,010	114.0%
1278-Marketing	\$732,473	\$326,550	-55.4%	\$447,017	36.9%	\$1,432,121	220.4%		
Total Business	\$2,195,913	\$926,408	-57.8%	\$8,259,631	791.6%	\$2,622,684	-68.2%	\$2,056,954	-21.6%

Proposals Submitted by Department (July - June)

Total \$

	2002	2003	% Change	2004	% Change	2005	% Change	2006	% Change
Engineering									
1371-Atmospheric Science	\$21,953,670	\$46,755,247	113.0%	\$41,328,792	-11.6%	\$27,378,726	-33.8%	\$24,570,477	-10.3%
1370-Chemical and Biological Engine	\$11,349,665	\$14,626,593	28.9%	\$9,799,360	-33.0%	\$5,250,487	-46.4%	\$6,078,567	15.8%
1372-Civil and Environmental Enginee	\$19,046,624	\$13,710,884	-28.0%	\$13,131,015	-4.2%	\$12,792,554	-2.6%	\$11,366,782	-11.1%
1301-College of Engineering	\$25,578,073	\$36,338,840	42.1%	\$5,325,200	-85.3%	\$8,000	-99.8%	\$7,491,688	93546.1%
1375-Cooperative Institute for Resear	\$11,520,214	\$18,275,318	58.6%	\$4,609,521	-74.8%	\$13,590,020	194.8%	\$62,593,875	360.6%
1373-Electrical and Computer Engine	\$30,045,107	\$18,381,292	-38.8%	\$16,280,939	-11.4%	\$15,095,273	-7.3%	\$26,853,178	77.9%
1374-Mechanical Engineering	\$24,901,546	\$14,797,088	-40.6%	\$8,810,804	-40.5%	\$8,652,977	-1.8%	\$11,602,059	34.1%
Total Engineering	\$144,394,899	\$162,885,262	12.8%	\$99,285,631	-39.0%	\$82,768,037	-16.6%	\$150,556,626	81.9%
Liberal Arts									
1787-Anthropology	\$712,693	\$608,041	-14.7%	\$1,462,590	140.5%	\$260,055	-82.2%	\$193,091	-25.7%
1770-Art	\$8,724	\$4,000	-54.1%	\$6,032	50.8%	\$8,069	33.8%	\$14,570	80.6%
1790-Center for App Studies in Americ		\$240,089		\$95,396	-60.3%			\$1,023,350	
1771-Economics	\$84,000			\$109,287		\$29,984	-72.6%		
1773-English	\$64,301	\$51,231	-20.3%	\$477,831	832.7%	\$72,493	-84.8%	\$50,000	-31.0%
1774-Foreign Languages and Literatur		\$35,603		\$15,000	-57.9%	\$17,000	13.3%	\$91,018	435.4%
1776-History		\$30,000		\$10,000	-66.7%	\$10,000	0.0%	\$45,000	350.0%
1785-Journalism and Technical Comm	\$4,083,591	\$4,943,495	21.1%	\$10,559,919	113.6%	\$1,516,218	-85.6%	\$1,065,502	-29.7%
1778-Music, Theatre and Dance	\$1,001,856	\$63,714	-93.6%	\$17,500	-72.5%	\$7,250	-58.6%	\$10,000	37.9%
1782-Political Science	\$85,931	\$403,032	369.0%	\$103,738	-74.3%	\$215,126	107.4%		
1784-Sociology	\$136,217	\$1,977,172	1351.5%	\$318,245	-83.9%	\$3,241,821	918.7%	\$2,999,794	-7.5%
Total Liberal Arts	\$6,177,313	\$8,356,377	35.3%	\$13,175,538	57.7%	\$5,378,016	-59.2%	\$5,492,325	2.1%

Proposals Submitted by Department (July - June)

Total \$

	2002	2003	% Change	2004	% Change	2005	% Change	2006	% Change
Natural Sciences									
1870-Biochemistry and Molecular Biol	\$15,301,949	\$11,113,139	-27.4%	\$12,533,771	12.8%	\$10,073,085	-19.6%	\$14,143,051	40.4%
1878-Biology	\$9,983,271	\$14,541,235	45.7%	\$17,555,222	20.7%	\$9,893,784	-43.6%	\$13,695,384	38.4%
1802-Center for Science, Math and Te	\$159,612	\$1,093,839	585.3%	\$607,691	-44.4%	\$272,930	-55.1%	\$2,217,843	712.6%
1872-Chemistry	\$30,759,957	\$30,114,277	-2.1%	\$30,977,115	2.9%	\$33,144,755	7.0%	\$29,611,094	-10.7%
1801-College of Natural Sciences				\$608,748		\$435,325	-28.5%	\$3,928,341	802.4%
1873-Computer Science	\$7,192,247	\$14,777,560	105.5%	\$17,126,661	15.9%	\$9,888,739	-42.3%	\$11,449,686	15.8%
1874-Mathematics	\$1,173,157	\$6,397,108	445.3%	\$4,790,409	-25.1%	\$2,260,990	-52.8%	\$5,296,049	134.2%
1875-Physics	\$4,062,503	\$2,112,134	-48.0%	\$8,682,239	311.1%	\$6,549,884	-24.6%	\$6,818,741	4.1%
1876-Psychology	\$7,572,822	\$11,870,929	56.8%	\$22,109,512	86.2%	\$10,345,894	-53.2%	\$10,497,908	1.5%
1877-Statistics	\$2,049,520	\$670,482	-67.3%	\$630,932	-5.9%	\$1,192,273	89.0%	\$1,275,805	7.0%
Total Natural Sciences	\$78,255,038	\$92,690,703	18.4%	\$115,622,300	24.7%	\$84,057,659	-27.3%	\$98,933,902	17.7%

Proposals Submitted by Department (July - June)

Total \$

	2002	2003	% Change	2004	% Change	2005	% Change	2006	% Change
Other									
8100-Academic Advancement Center						\$359,193			
1018-Academic Computing and Netwo								\$297,095	
3001-Agricultural Experiment Station	\$35,345	\$5,000	-85.9%			\$2,000		\$9,253	362.7%
7114-Alumni Relations						\$3,575			
3040-Arkansas Valley Research Cent								\$287,247	
8018-Asian/Pacific American Student	\$3,000	\$2,500	-16.7%	\$2,100	-16.0%				
8027-Campus Recreation								\$4,000	
8005-Center for Educ Access and Out	\$7,500	\$2,651,396	35251.9%	\$8,000	-99.7%	\$35,469	343.4%	\$914,789	2479.1%
1031-Center for Life Sciences	\$2,194,861	\$5,988,791	172.9%						
1034-Colorado Public Policy Institute								\$10,000	
5060-Colorado State Forest Service				\$1,042,714		\$5,813,230	457.5%	\$7,842,785	34.9%
1033-Colorado Water Resources Res								\$544,630	
2033-Colorado Water Resources Res	\$503,439	\$384,721	-23.6%	\$201,395	-47.7%	\$345,926	71.8%		
8015-Conflict Resolution and Student						\$287,426			
1040-Continuing Education - Administr	\$169,136	\$165,588	-2.1%			\$146,400			
1044-Continuing Education - Denver				\$160,584				\$100,000	
1042-Continuing Education - Lifelong						\$631,513			
4040-Cooperative Extension	\$9,989,681	\$902,860	-91.0%	\$3,504,264	288.1%	\$2,637,487	-24.7%	\$11,311,854	328.9%
6021-Environmental Health Services				\$43,000					
1005-Graduate School				\$4,366,257					
2015-Graduate School 2015		\$2,293,326							
8031-Hartshorn Health Services		\$119,929						\$51,983	
8032-Housing						\$4,917			
1024-International Programs	\$799,923	\$685,819	-14.3%	\$700,732	2.2%	\$16,791	-97.6%	\$15,500	-7.7%
1019-Library	\$7,000	\$41,240	489.1%			\$29,185		\$502,843	1623.0%
2021-Macromolecular Resource Facilit						\$348,967		\$73,751	-78.9%
0000-No Department		\$18,450							
3044-Plainsman Research Center				\$23,000					
1001-Provost/Academic Vice Presiden		\$18,586				\$5,414,025		\$1,250,000	-76.9%

Proposals Submitted by Department (July - June)

Total \$

	2002	2003	% Change	2004	% Change	2005	% Change	2006	% Change
Other									
3042-San Juan Basin Research Cente	\$63,607								
3043-San Luis Valley Research Cente	\$5,000			\$31,500		\$134,360	326.5%	\$224,500	67.1%
3050-Southwestern Colorado Researc	\$149,915			\$7,128					
8040-Student Leadership and Civic En		\$686,158							
8038-Student Media		\$43,000							
8010-University Counseling Center						\$1,284,067			
6023-University Police	\$167,815	\$267,073	59.1%	\$271,034	1.5%			\$7,499	
2001-Vice President for Research	\$270,000			\$3,740,336		\$368,265	-90.2%		
3046-Western Colorado Research Ce	\$9,900	\$329,896	3232.3%	\$191,656	-41.9%	\$50,233	-73.8%	\$238,701	375.2%
8001-Women's Programs and Studies						\$43,200		\$43,707	1.2%
Total Other	\$14,376,122	\$14,604,333	1.6%	\$14,293,700	-2.1%	\$17,956,229	25.6%	\$23,730,137	32.2%
Vet. Medicine and Bio									
1670-Anatomy and Neurobiology	\$15,963,153								
1680-Biomedical Sciences		\$18,567,214		\$31,486,984	69.6%	\$29,850,382	-5.2%	\$38,852,987	30.2%
1678-Clinical Sciences	\$11,252,737	\$15,293,286	35.9%	\$17,884,734	16.9%	\$18,493,641	3.4%	\$17,841,552	-3.5%
1601-College of Veterinary Medicine	\$40,020			\$99,603		\$5,020,000	4940.0%		
1681-Environmental and Radiological		\$54,197,605		\$46,671,804	-13.9%	\$50,611,540	8.4%	\$27,762,533	-45.1%
1676-Environmental Health	\$14,739,006								
1644-Fort Collins - Diag Lab				\$132,286					
1677-Microbiology	\$32,188,309								
1682-Microbiology, Immunology and P		\$102,658,298		\$104,761,245	2.0%	\$132,380,137	26.4%	\$102,672,047	-22.4%
1671-Pathology	\$18,046,480								
1672-Physiology	\$4,153,088								
1673-Radiological Health Sciences	\$13,473,424								
1620-Veterinary Teaching Hospital		\$69,318							
Total Vet. Medicine and Biomedical Scie	\$109,856,217	\$190,785,721	73.7%	\$201,036,656	5.4%	\$236,355,700	17.6%	\$187,129,119	-20.8%

Proposals Submitted by Department (July - June)

Total \$

	2002	2003	% Change	2004	% Change	2005	% Change	2006	% Change
Warner College of Natu									
1490-CEMML	\$10,500,305	\$2,510,440	-76.1%	\$16,381,583	552.5%	\$29,836,995	82.1%	\$20,899,639	-30.0%
1484-Cooperative Fish and Wildlife Re	\$988,519	\$611,244	-38.2%	\$605,521	-0.9%	\$3,492,539	476.8%	\$821,979	-76.5%
1474-Fish, Wildlife and Conservation	\$5,897,520	\$4,769,178	-19.1%	\$6,828,306	43.2%	\$3,902,763	-42.8%	\$7,487,087	91.8%
1472-Forest Rangeland Watershed St				\$7,719,102		\$9,265,362	20.0%	\$6,699,368	-27.7%
1470-Forest Sciences	\$2,791,928	\$7,351,553	163.3%						
1482-Geosciences	\$1,634,411	\$1,818,537	11.3%	\$4,083,473	124.5%	\$4,100,378	0.4%	\$3,020,404	-26.3%
1499-Natural Resource Ecology Labor	\$25,104,767	\$41,094,565	63.7%	\$42,730,457	4.0%	\$24,896,293	-41.7%	\$29,247,103	17.5%
1480-Natural Resource Recreation an	\$1,385,117	\$926,401	-33.1%	\$148,939	-83.9%	\$2,893,610	1842.8%	\$580,190	-79.9%
1478-Rangeland Ecosystem Science	\$49,905	\$1,436,940	2779.4%						
1401-Warner College of Natural Reso	\$4,000	\$16,350	308.8%						
Total Warner College of Natural Resourc	\$48,356,472	\$60,535,208	25.2%	\$78,497,381	29.7%	\$78,387,940	-0.1%	\$68,755,770	-12.3%
TOTAL	\$439,972,938	\$593,350,253	34.9%	\$600,285,095	1.2%	\$580,308,395	-3.3%	\$610,206,199	5.2%

Research Proposals Submitted and Research Awards Received

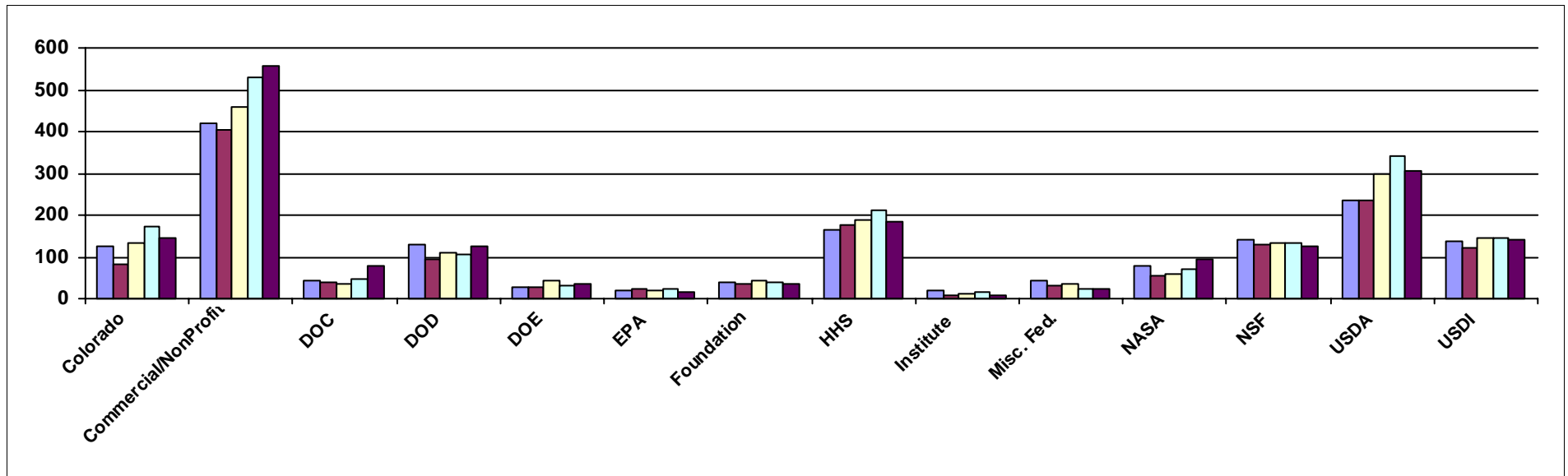
Section II Awards Received

**Awards by Fund Source
Awards by College
Awards by Department**

Awards Received by Fund Source (July - June)

Total #

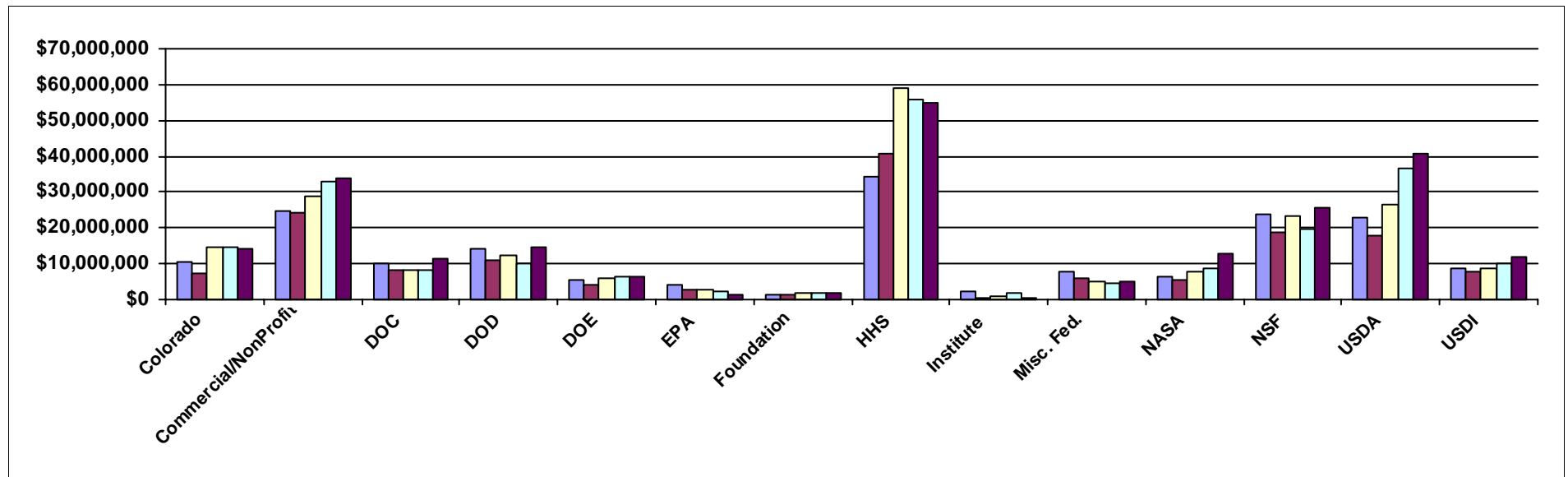
	2002	2003	% Change	2004	% Change	2005	% Change	2006	% Change
Colorado	126	83	-34.1%	133	60.2%	173	30.1%	144	-16.8%
Commercial/Non	418	405	-3.1%	459	13.3%	528	15.0%	556	5.3%
Foundation	39	34	-12.8%	42	23.5%	41	-2.4%	36	-12.2%
Institute	18	7	-61.1%	13	85.7%	14	7.7%	7	-50.0%
Total Non-Federal	601	529	-12.0%	647	22.3%	756	16.8%	743	-1.7%
DOC	44	38	-13.6%	34	-10.5%	47	38.2%	80	70.2%
DOD	128	96	-25.0%	110	14.6%	106	-3.6%	125	17.9%
DOE	27	29	7.4%	42	44.8%	33	-21.4%	37	12.1%
EPA	18	24	33.3%	21	-12.5%	23	9.5%	16	-30.4%
HHS	164	177	7.9%	190	7.3%	210	10.5%	186	-11.4%
Misc. Fed.	44	33	-25.0%	35	6.1%	22	-37.1%	22	0.0%
NASA	77	55	-28.6%	59	7.3%	69	16.9%	93	34.8%
NSF	143	131	-8.4%	133	1.5%	135	1.5%	125	-7.4%
USDA	236	234	-0.8%	297	26.9%	340	14.5%	304	-10.6%
USDI	139	120	-13.7%	145	20.8%	144	-0.7%	142	-1.4%
Total Federal	1020	937	-8.1%	1066	13.8%	1129	5.9%	1130	0.1%
TOTAL	1621	1466	-9.6%	1713	16.8%	1885	10.0%	1873	-0.6%



Awards Received by Fund Source (July - June)

Total \$

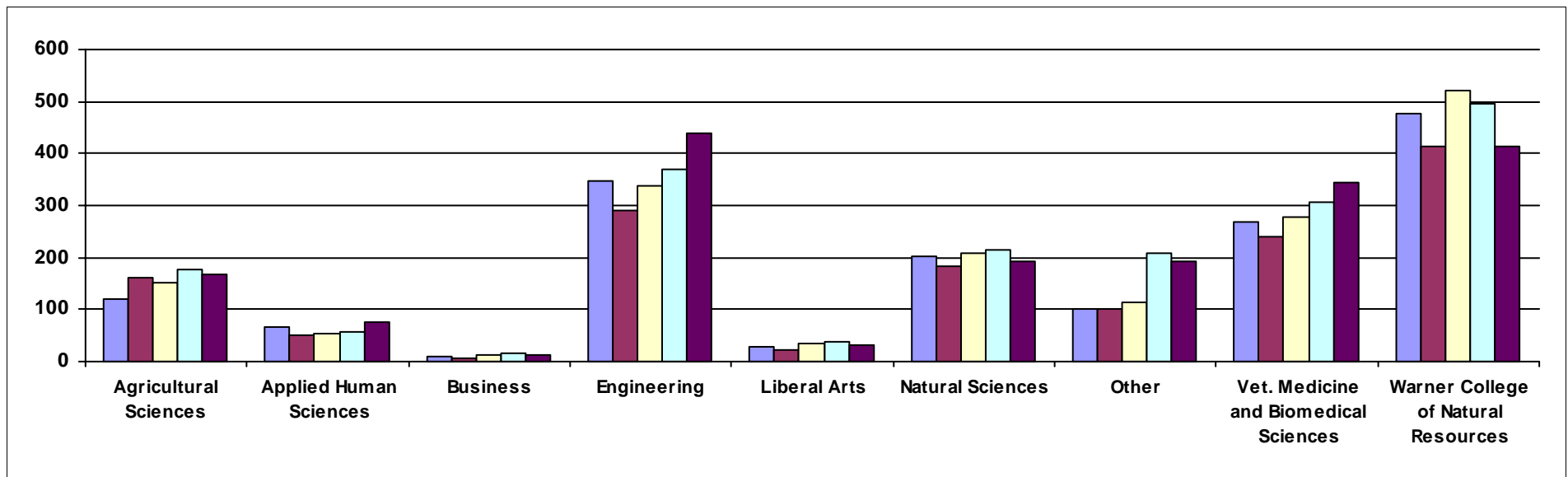
	2002	2003	% Change	2004	% Change	2005	% Change	2006	% Change
Colorado	\$10,548,898	\$7,318,456	-30.6%	\$14,758,890	101.7%	\$14,490,697	-1.8%	\$14,363,438	-0.9%
Commercial/Non Foundation	\$24,539,759	\$24,414,746	-0.5%	\$29,021,900	18.9%	\$33,158,039	14.3%	\$34,027,728	2.6%
Institute	\$1,408,824	\$1,490,172	5.8%	\$1,976,335	32.6%	\$1,753,708	-11.3%	\$2,049,596	16.9%
Total Non-Federal	\$38,635,552	\$33,832,190	-12.4%	\$46,713,537	38.1%	\$51,066,158	9.3%	\$50,847,591	-0.4%
DOC	\$9,910,691	\$8,120,898	-18.1%	\$8,057,779	-0.8%	\$8,453,069	4.9%	\$11,594,261	37.2%
DOD	\$14,197,183	\$11,176,998	-21.3%	\$12,344,145	10.4%	\$10,185,219	-17.5%	\$14,766,176	45.0%
DOE	\$5,261,544	\$3,890,612	-26.1%	\$5,915,623	52.0%	\$6,231,680	5.3%	\$6,322,256	1.5%
EPA	\$4,174,770	\$2,752,574	-34.1%	\$2,860,241	3.9%	\$2,306,795	-19.3%	\$1,290,257	-44.1%
HHS	\$34,372,842	\$40,914,855	19.0%	\$58,969,281	44.1%	\$55,639,474	-5.6%	\$54,676,457	-1.7%
Misc. Fed.	\$7,823,247	\$6,141,817	-21.5%	\$5,024,212	-18.2%	\$4,486,006	-10.7%	\$5,056,099	12.7%
NASA	\$6,411,241	\$5,672,483	-11.5%	\$7,690,691	35.6%	\$8,481,245	10.3%	\$12,939,787	52.6%
NSF	\$23,564,011	\$18,898,584	-19.8%	\$23,161,179	22.6%	\$19,684,274	-15.0%	\$25,797,916	31.1%
USDA	\$23,030,561	\$17,740,605	-23.0%	\$26,674,138	50.4%	\$36,675,117	37.5%	\$40,690,388	10.9%
USDI	\$8,466,206	\$7,581,603	-10.4%	\$8,594,917	13.4%	\$10,190,949	18.6%	\$11,844,531	16.2%
Total Federal	\$137,212,296	\$122,891,029	-10.4%	\$159,292,206	29.6%	\$162,333,828	1.9%	\$184,978,128	13.9%
TOTAL	\$175,847,848	\$156,723,219	-10.9%	\$206,005,743	31.4%	\$213,399,986	3.6%	\$235,825,719	10.5%



Awards Received by College (July - June)

Total #

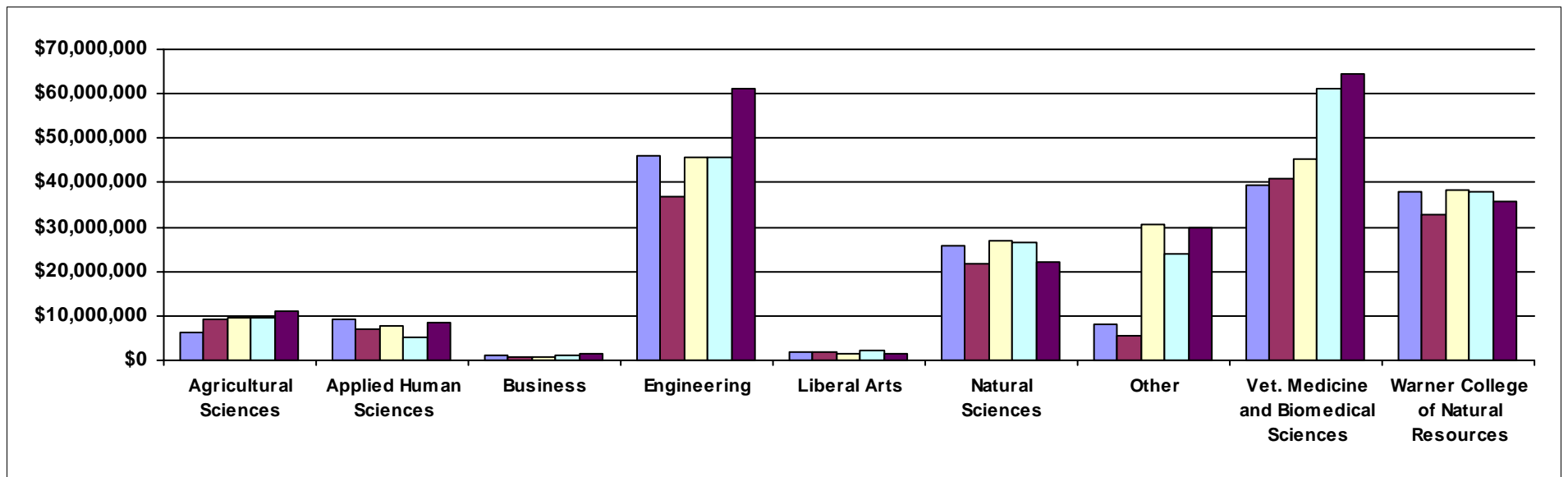
	2002	2003	% Change	2004	% Change	2005	% Change	2006	% Change
Agricultural Scie	121	161	33.1%	152	-5.6%	176	15.8%	166	-5.7%
Applied Human	66	50	-24.2%	54	8.0%	57	5.6%	77	35.1%
Business	9	6	-33.3%	13	116.7%	17	30.8%	14	-17.6%
Engineering	347	290	-16.4%	337	16.2%	371	10.1%	439	18.3%
Liberal Arts	28	23	-17.9%	36	56.5%	38	5.6%	31	-18.4%
Natural Science	201	183	-9.0%	207	13.1%	215	3.9%	194	-9.8%
Other	102	100	-2.0%	114	14.0%	209	83.3%	193	-7.7%
Vet. Medicine a	269	239	-11.2%	278	16.3%	306	10.1%	344	12.4%
Warner College	478	414	-13.4%	522	26.1%	496	-5.0%	415	-16.3%
TOTAL	1621	1466	-9.6%	1713	16.8%	1885	10.0%	1873	-0.6%



Awards Received by College (July - June)

Total \$

	2002	2003	% Change	2004	% Change	2005	% Change	2006	% Change
Agricultural Scie	\$6,338,882	\$9,376,415	47.9%	\$9,717,369	3.6%	\$9,698,415	-0.2%	\$10,995,868	13.4%
Applied Human	\$9,110,517	\$6,899,728	-24.3%	\$7,620,712	10.4%	\$5,006,347	-34.3%	\$8,554,558	70.9%
Business	\$1,154,868	\$646,153	-44.0%	\$655,432	1.4%	\$967,050	47.5%	\$1,379,425	42.6%
Engineering	\$45,982,858	\$37,014,220	-19.5%	\$45,745,198	23.6%	\$45,857,483	0.2%	\$61,042,140	33.1%
Liberal Arts	\$1,941,850	\$1,661,358	-14.4%	\$1,523,928	-8.3%	\$2,197,591	44.2%	\$1,480,885	-32.6%
Natural Science	\$25,748,237	\$21,847,825	-15.1%	\$26,783,060	22.6%	\$26,431,573	-1.3%	\$22,248,318	-15.8%
Other	\$8,119,874	\$5,691,998	-29.9%	\$30,679,584	439.0%	\$24,124,702	-21.4%	\$29,858,721	23.8%
Vet. Medicine a	\$39,560,392	\$40,907,788	3.4%	\$45,138,021	10.3%	\$61,283,999	35.8%	\$64,440,350	5.2%
Warner College	\$37,890,370	\$32,677,734	-13.8%	\$38,142,439	16.7%	\$37,832,826	-0.8%	\$35,825,454	-5.3%
TOTAL	\$175,847,848	\$156,723,219	-10.9%	\$206,005,743	31.4%	\$213,399,986	3.6%	\$235,825,719	10.5%



Awards Received by Department (July - June)

Total

	2002	2003	% Change	2004	% Change	2005	% Change	2006	% Change
Agricultural Sciences									
1172-Agricultural and Resource Econ	10	17	70.0%	15	-11.8%	11	-26.7%	14	27.3%
1171-Animal Sciences	23	25	8.7%	36	44.0%	26	-27.8%	22	-15.4%
1177-Bioagricultural Sciences and Pe	45	52	15.6%	42	-19.2%	65	54.8%	69	6.2%
1101-College of Agricultural Sciences						2		3	50.0%
1173-Horticulture and Landscape Arch	11	23	109.1%	16	-30.4%	25	56.3%	17	-32.0%
1170-Soil and Crop Sciences	32	44	37.5%	43	-2.3%	47	9.3%	41	-12.8%
Total Agricultural Sciences	121	161	33.1%	152	-5.6%	176	15.8%	166	-5.7%
Applied Human Scienc									
1501-College of Applied Human Scien	4	4	0.0%	1	-75.0%	2	100.0%	1	-50.0%
1584-Construction Management	7	3	-57.1%	2	-33.3%	7	250.0%	9	28.6%
1574-Design & Merchandising	2					1		2	100.0%
1571-Food Science and Human Nutriti	12	12	0.0%	18	50.0%	16	-11.1%	20	25.0%
1582-Health and Exercise Science	2	2	0.0%	5	150.0%	4	-20.0%	10	150.0%
1570-Human Development and Family	4	4	0.0%	5	25.0%	4	-20.0%	7	75.0%
1573-Occupational Therapy	11	4	-63.6%	5	25.0%	4	-20.0%	8	100.0%
1588-School of Education	18	13	-27.8%	12	-7.7%	11	-8.3%	10	-9.1%
1586-School of Social Work	6	8	33.3%	6	-25.0%	8	33.3%	10	25.0%
Total Applied Human Sciences	66	50	-24.2%	54	8.0%	57	5.6%	77	35.1%
Business									
1201-College of Business								1	
1277-Computer Information Systems	2	2	0.0%	3	50.0%	5	66.7%	3	-40.0%
1276-Institute for Transportation Mana	6	3	-50.0%	6	100.0%	7	16.7%	5	-28.6%
1275-Management				2		2	0.0%	3	50.0%
1278-Marketing	1	1	0.0%	2	100.0%	3	50.0%	2	-33.3%
Total Business	9	6	-33.3%	13	116.7%	17	30.8%	14	-17.6%

Awards Received by Department (July - June)

Total

	2002	2003	% Change	2004	% Change	2005	% Change	2006	% Change
Engineering									
1371-Atmospheric Science	92	85	-7.6%	100	17.6%	107	7.0%	122	14.0%
1370-Chemical and Biological Engine	16	10	-37.5%	11	10.0%	8	-27.3%	6	-25.0%
1372-Civil and Environmental Engine	82	73	-11.0%	76	4.1%	86	13.2%	118	37.2%
1301-College of Engineering	2	2	0.0%	7	250.0%	3	-57.1%	5	66.7%
1375-Cooperative Institute for Resear	59	52	-11.9%	50	-3.8%	61	22.0%	89	45.9%
1373-Electrical and Computer Engine	44	28	-36.4%	32	14.3%	58	81.3%	47	-19.0%
1374-Mechanical Engineering	52	40	-23.1%	61	52.5%	48	-21.3%	52	8.3%
Total Engineering	347	290	-16.4%	337	16.2%	371	10.1%	439	18.3%
Liberal Arts									
1787-Anthropology	10	6	-40.0%	8	33.3%	8	0.0%	9	12.5%
1770-Art		3		1	-66.7%	2	100.0%	2	0.0%
1790-Center for App Studies in Americ						1		1	0.0%
1771-Economics	3	4	33.3%	2	-50.0%	6	200.0%	3	-50.0%
1773-English	4	1	-75.0%	8	700.0%	4	-50.0%	1	-75.0%
1774-Foreign Languages and Literatur		2		1	-50.0%	1	0.0%		
1776-History		1		2	100.0%	1	-50.0%	3	200.0%
1785-Journalism and Technical Comm	5	3	-40.0%	4	33.3%	6	50.0%	5	-16.7%
1778-Music, Theatre and Dance	3			3		3	0.0%		
1782-Political Science		1				2			
1784-Sociology	3	2	-33.3%	7	250.0%	4	-42.9%	7	75.0%
Total Liberal Arts	28	23	-17.9%	36	56.5%	38	5.6%	31	-18.4%

Awards Received by Department (July - June)

Total

	2002	2003	% Change	2004	% Change	2005	% Change	2006	% Change
Natural Sciences									
1870-Biochemistry and Molecular Biol	27	36	33.3%	31	-13.9%	28	-9.7%	26	-7.1%
1878-Biology	32	23	-28.1%	37	60.9%	38	2.7%	32	-15.8%
1802-Center for Science, Math and Te	4	3	-25.0%	5	66.7%	5	0.0%	2	-60.0%
1872-Chemistry	50	44	-12.0%	51	15.9%	58	13.7%	67	15.5%
1801-College of Natural Sciences	1	1	0.0%	1	0.0%	1	0.0%		
1873-Computer Science	13	12	-7.7%	11	-8.3%	14	27.3%	16	14.3%
1874-Mathematics	10	5	-50.0%	8	60.0%	11	37.5%	10	-9.1%
1875-Physics	30	28	-6.7%	36	28.6%	33	-8.3%	20	-39.4%
1876-Psychology	17	20	17.6%	19	-5.0%	14	-26.3%	12	-14.3%
1877-Statistics	17	11	-35.3%	8	-27.3%	13	62.5%	9	-30.8%
Total Natural Sciences	201	183	-9.0%	207	13.1%	215	3.9%	194	-9.8%

Awards Received by Department (July - June)

Total

	2002	2003	% Change	2004	% Change	2005	% Change	2006	% Change
Other									
8100-Academic Advancement Center	3	3	0.0%	2	-33.3%	4	100.0%	2	-50.0%
2028-Academic Computing and Netwo						1			
3001-Agricultural Experiment Station	5	8	60.0%	4	-50.0%	3	-25.0%	3	0.0%
7114-Alumni Relations						1		1	0.0%
3040-Arkansas Valley Research Cent								1	
8018-Asian/Pacific American Student	1	1	0.0%	1	0.0%				
1032-Center for Advising and Student				1					
8005-Center for Educ Access and Out	4	3	-25.0%	4	33.3%	7	75.0%	5	-28.6%
1031-Center for Life Sciences	5								
1034-Colorado Public Policy Institute								2	
5060-Colorado State Forest Service				22		112	409.1%	105	-6.3%
1033-Colorado Water Resources Res								6	
2033-Colorado Water Resources Res	12	11	-8.3%	11	0.0%	5	-54.5%		
1040-Continuing Education - Administr	2	2	0.0%	2	0.0%	1	-50.0%		
1042-Continuing Education - Lifelong						1			
4040-Cooperative Extension	26	30	15.4%	28	-6.7%	30	7.1%	33	10.0%
8017-El Centro Student Services		1				1		2	100.0%
6021-Environmental Health Services				1		1	0.0%		
1005-Graduate School				5		4	-20.0%	8	100.0%
2015-Graduate School 2015	11	2	-81.8%						
8032-Housing	1			1		2	100.0%		
1024-International Programs	3	9	200.0%	15	66.7%	5	-66.7%	2	-60.0%
2007-Laboratory Animal Resources		1							
1019-Library		1		2	100.0%	3	50.0%	2	-33.3%
8033-Lory Student Center	1	1	0.0%	1	0.0%	1	0.0%		
1001-Provost/Academic Vice Presiden	2	1	-50.0%						
3043-San Luis Valley Research Cente	14	17	21.4%	7	-58.8%	12	71.4%	10	-16.7%
3050-Southwestern Colorado Researc	2	1	-50.0%	1	0.0%	2	100.0%		
8040-Student Leadership and Civic En	1	1	0.0%						
8036-Student Organizations		1						1	
0011-Talent Search Program	2								
6023-University Police	3	2	-33.3%	1	-50.0%	2	100.0%	3	50.0%

Awards Received by Department (July - June)

Total

	2002	2003	% Change	2004	% Change	2005	% Change	2006	% Change
Other									
2001-Vice President for Research				3		1	-66.7%	1	0.0%
8004-Vice President for Student Affair								1	
3046-Western Colorado Research Ce	4	4	0.0%	2	-50.0%	9	350.0%	5	-44.4%
8001-Women's Programs and Studies						1			
Total Other	102	100	-2.0%	114	14.0%	209	83.3%	193	-7.7%
Vet. Medicine and Bio									
1670-Anatomy and Neurobiology	25								
1680-Biomedical Sciences		53		55	3.8%	45	-18.2%	51	13.3%
1678-Clinical Sciences	67	49	-26.9%	70	42.9%	66	-5.7%	105	59.1%
1601-College of Veterinary Medicine	3					1		2	100.0%
1681-Environmental and Radiological		62		62	0.0%	59	-4.8%	58	-1.7%
1676-Environmental Health	41								
1677-Microbiology	50								
1682-Microbiology, Immunology and P		75		91	21.3%	135	48.4%	128	-5.2%
1671-Pathology	29								
1672-Physiology	25								
1673-Radiological Health Sciences	29								
Total Vet. Medicine and Biomedical Scie	269	239	-11.2%	278	16.3%	306	10.1%	344	12.4%
Warner College of Natu									
1490-CEMML	165	184	11.5%	194	5.4%	172	-11.3%	165	-4.1%
1484-Cooperative Fish and Wildlife Re	23	19	-17.4%	24	26.3%	42	75.0%	13	-69.0%
1474-Fish, Wildlife and Conservation	144	80	-44.4%	126	57.5%	114	-9.5%	80	-29.8%
1472-Forest Rangeland Watershed St				79		78	-1.3%	68	-12.8%
1470-Forest Sciences	21	24	14.3%						
1482-Geosciences	24	22	-8.3%	19	-13.6%	10	-47.4%	12	20.0%
1499-Natural Resource Ecology Labor	69	60	-13.0%	61	1.7%	65	6.6%	56	-13.8%
1480-Natural Resource Recreation an	9	8	-11.1%	18	125.0%	14	-22.2%	21	50.0%
1478-Rangeland Ecosystem Science	23	17	-26.1%	1	-94.1%				
1401-Warner College of Natural Reso						1			
Total Warner College of Natural Resourc	478	414	-13.4%	522	26.1%	496	-5.0%	415	-16.3%
TOTAL	1621	1466	-9.6%	1713	16.8%	1885	10.0%	1873	-0.6%

Awards Received by Department (July - June)

Total \$

	2002	2003	% Change	2004	% Change	2005	% Change	2006	% Change
Agricultural Sciences									
1172-Agricultural and Resource Econ	\$244,300	\$490,806	100.9%	\$2,106,103	329.1%	\$388,469	-81.6%	\$803,037	106.7%
1171-Animal Sciences	\$788,196	\$805,629	2.2%	\$1,481,180	83.9%	\$1,972,900	33.2%	\$3,152,293	59.8%
1177-Bioagricultural Sciences and Pe	\$2,288,105	\$2,913,712	27.3%	\$1,382,837	-52.5%	\$1,806,409	30.6%	\$2,302,909	27.5%
1101-College of Agricultural Sciences						\$26,741		\$163,511	511.5%
1173-Horticulture and Landscape Arch	\$1,912,713	\$2,052,215	7.3%	\$1,376,928	-32.9%	\$2,235,215	62.3%	\$1,937,010	-13.3%
1170-Soil and Crop Sciences	\$1,105,568	\$3,114,053	181.7%	\$3,370,321	8.2%	\$3,268,681	-3.0%	\$2,637,108	-19.3%
Total Agricultural Sciences	\$6,338,882	\$9,376,415	47.9%	\$9,717,369	3.6%	\$9,698,415	-0.2%	\$10,995,868	13.4%
Applied Human Scienc									
1501-College of Applied Human Scien	\$234,470	\$624,193	166.2%	\$399,727	-36.0%	\$179,220	-55.2%	\$149,535	-16.6%
1584-Construction Management	\$169,230	\$186,519	10.2%	\$111,616	-40.2%	\$200,951	80.0%	\$212,401	5.7%
1574-Design & Merchandising	\$28,000					\$60,000		\$88,589	47.6%
1571-Food Science and Human Nutriti	\$3,007,391	\$2,983,924	-0.8%	\$3,779,943	26.7%	\$2,999,698	-20.6%	\$4,347,991	44.9%
1582-Health and Exercise Science	\$331,140	\$123,798	-62.6%	\$475,713	284.3%	\$254,926	-46.4%	\$994,174	290.0%
1570-Human Development and Family	\$86,124	\$151,705	76.1%	\$156,020	2.8%	\$178,697	14.5%	\$449,484	151.5%
1573-Occupational Therapy	\$1,607,726	\$239,760	-85.1%	\$288,580	20.4%	\$369,104	27.9%	\$740,317	100.6%
1588-School of Education	\$3,184,767	\$2,105,548	-33.9%	\$1,890,075	-10.2%	\$427,905	-77.4%	\$1,017,869	137.9%
1586-School of Social Work	\$461,669	\$484,281	4.9%	\$519,038	7.2%	\$335,846	-35.3%	\$554,198	65.0%
Total Applied Human Sciences	\$9,110,517	\$6,899,728	-24.3%	\$7,620,712	10.4%	\$5,006,347	-34.3%	\$8,554,558	70.9%
Business									
1201-College of Business								\$12,802	
1277-Computer Information Systems	\$399,954	\$185,885	-53.5%	\$98,575	-47.0%	\$169,978	72.4%	\$265,058	55.9%
1276-Institute for Transportation Mana	\$529,793	\$241,087	-54.5%	\$363,153	50.6%	\$666,087	83.4%	\$501,275	-24.7%
1275-Management				\$20,325		\$41,089	102.2%	\$169,510	312.5%
1278-Marketing	\$225,121	\$219,181	-2.6%	\$173,379	-20.9%	\$89,896	-48.2%	\$430,780	379.2%
Total Business	\$1,154,868	\$646,153	-44.0%	\$655,432	1.4%	\$967,050	47.5%	\$1,379,425	42.6%

Awards Received by Department (July - June)

Total \$

	2002	2003	% Change	2004	% Change	2005	% Change	2006	% Change
Engineering									
1371-Atmospheric Science	\$11,387,755	\$8,650,890	-24.0%	\$12,100,219	39.9%	\$13,007,562	7.5%	\$16,102,307	23.8%
1370-Chemical and Biological Engine	\$2,675,358	\$1,037,246	-61.2%	\$1,333,772	28.6%	\$763,186	-42.8%	\$1,025,547	34.4%
1372-Civil and Environmental Enginee	\$8,021,231	\$6,854,865	-14.5%	\$6,875,606	0.3%	\$7,787,995	13.3%	\$11,715,756	50.4%
1301-College of Engineering	\$650,000	\$550,000	-15.4%	\$1,446,000	162.9%	\$159,790	-88.9%	\$632,880	296.1%
1375-Cooperative Institute for Resear	\$14,370,216	\$13,020,495	-9.4%	\$13,926,739	7.0%	\$13,544,652	-2.7%	\$18,044,946	33.2%
1373-Electrical and Computer Engine	\$4,597,601	\$3,222,936	-29.9%	\$5,568,439	72.8%	\$7,326,546	31.6%	\$10,484,556	43.1%
1374-Mechanical Engineering	\$4,280,697	\$3,677,788	-14.1%	\$4,494,423	22.2%	\$3,267,752	-27.3%	\$3,036,148	-7.1%
Total Engineering	\$45,982,858	\$37,014,220	-19.5%	\$45,745,198	23.6%	\$45,857,483	0.2%	\$61,042,140	33.1%
Liberal Arts									
1787-Anthropology	\$350,618	\$280,289	-20.1%	\$119,846	-57.2%	\$201,798	68.4%	\$185,418	-8.1%
1770-Art		\$8,150		\$6,052	-25.7%	\$7,632	26.1%	\$3,390	-55.6%
1790-Center for App Studies in Americ						\$500		\$388,080	77516.0%
1771-Economics	\$158,620	\$55,970	-64.7%	\$127,000	126.9%	\$337,936	166.1%	\$112,000	-66.9%
1773-English	\$14,725	\$25,000	69.8%	\$68,075	172.3%	\$49,500	-27.3%	\$50,000	1.0%
1774-Foreign Languages and Literatur		\$16,000		\$10,000	-37.5%	\$11,000	10.0%		
1776-History		\$30,000		\$35,000	16.7%	\$10,000	-71.4%	\$58,500	485.0%
1785-Journalism and Technical Comm	\$1,239,350	\$941,462	-24.0%	\$689,581	-26.8%	\$1,384,655	100.8%	\$440,562	-68.2%
1778-Music, Theatre and Dance	\$9,300			\$45,025		\$8,000	-82.2%		
1782-Political Science		\$5,967				\$69,200			
1784-Sociology	\$169,237	\$298,520	76.4%	\$423,349	41.8%	\$117,370	-72.3%	\$242,935	107.0%
Total Liberal Arts	\$1,941,850	\$1,661,358	-14.4%	\$1,523,928	-8.3%	\$2,197,591	44.2%	\$1,480,885	-32.6%

Awards Received by Department (July - June)

Total \$

	2002	2003	% Change	2004	% Change	2005	% Change	2006	% Change
Natural Sciences									
1870-Biochemistry and Molecular Biol	\$4,772,717	\$4,831,215	1.2%	\$4,647,966	-3.8%	\$3,992,529	-14.1%	\$4,036,431	1.1%
1878-Biology	\$2,498,312	\$1,042,120	-58.3%	\$5,633,608	440.6%	\$3,239,810	-42.5%	\$2,313,850	-28.6%
1802-Center for Science, Math and Te	\$1,517,126	\$540,393	-64.4%	\$952,206	76.2%	\$505,068	-47.0%	\$332,250	-34.2%
1872-Chemistry	\$7,302,896	\$6,287,546	-13.9%	\$7,606,414	21.0%	\$6,978,683	-8.3%	\$8,172,650	17.1%
1801-College of Natural Sciences	\$52,800	\$34,050	-35.5%	\$17,600	-48.3%	\$115,800	558.0%		
1873-Computer Science	\$1,050,965	\$1,285,769	22.3%	\$891,264	-30.7%	\$1,899,253	113.1%	\$1,191,947	-37.2%
1874-Mathematics	\$605,063	\$200,560	-66.9%	\$483,792	141.2%	\$1,635,387	238.0%	\$954,614	-41.6%
1875-Physics	\$2,332,276	\$2,338,884	0.3%	\$2,663,556	13.9%	\$3,239,717	21.6%	\$2,300,260	-29.0%
1876-Psychology	\$3,488,033	\$3,966,741	13.7%	\$2,411,597	-39.2%	\$2,761,039	14.5%	\$1,996,651	-27.7%
1877-Statistics	\$2,128,049	\$1,320,547	-37.9%	\$1,475,057	11.7%	\$2,064,287	39.9%	\$949,665	-54.0%
Total Natural Sciences	\$25,748,237	\$21,847,825	-15.1%	\$26,783,060	22.6%	\$26,431,573	-1.3%	\$22,248,318	-15.8%

Awards Received by Department (July - June)

Total \$

	2002	2003	% Change	2004	% Change	2005	% Change	2006	% Change
Other									
8100-Academic Advancement Center	\$58,360	\$346,893	494.4%	\$348,731	0.5%	\$707,924	103.0%	\$359,192	-49.3%
2028-Academic Computing and Netwo						\$336,063			
3001-Agricultural Experiment Station	\$200,075	\$286,047	43.0%	\$247,605	-13.4%	\$266,550	7.7%	\$226,844	-14.9%
7114-Alumni Relations						\$1,450		\$995	-31.4%
3040-Arkansas Valley Research Cent								\$26,820	
8018-Asian/Pacific American Student	\$2,100	\$1,800	-14.3%	\$500	-72.2%				
1032-Center for Advising and Student				\$18,586					
8005-Center for Educ Access and Out	\$905,024	\$871,115	-3.7%	\$1,339,670	53.8%	\$1,754,447	31.0%	\$1,438,114	-18.0%
1031-Center for Life Sciences	\$395,600								
1034-Colorado Public Policy Institute								\$31,945	
5060-Colorado State Forest Service				\$7,014,358		\$16,317,754	132.6%	\$19,869,944	21.8%
1033-Colorado Water Resources Res								\$277,868	
2033-Colorado Water Resources Res	\$236,785	\$264,607	11.7%	\$129,604	-51.0%	\$148,447	14.5%		
1040-Continuing Education - Administr	\$106,920	\$158,954	48.7%	\$159,082	0.1%	\$40,000	-74.9%		
1042-Continuing Education - Lifelong						\$15,000			
4040-Cooperative Extension	\$1,200,413	\$1,649,560	37.4%	\$1,932,938	17.2%	\$2,300,981	19.0%	\$1,412,524	-38.6%
8017-El Centro Student Services		\$2,000				\$500		\$13,300	2560.0%
6021-Environmental Health Services				\$44,600		\$2,000	-95.5%		
1005-Graduate School				\$1,412,521		\$595,531	-57.8%	\$971,855	63.2%
2015-Graduate School 2015	\$657,483	\$377,836	-42.5%						
8032-Housing	\$58,000			\$1,000		\$1,000	0.0%		
1024-International Programs	\$135,680	\$547,837	303.8%	\$587,501	7.2%	\$277,892	-52.7%	\$15,401	-94.5%
2007-Laboratory Animal Resources		\$10,000							
1019-Library		\$7,000		\$19,550	179.3%	\$44,287	126.5%	\$5,954	-86.6%
8033-Lory Student Center	\$4,000	\$2,500	-37.5%	\$2,000	-20.0%	\$2,600	30.0%		
1001-Provost/Academic Vice Presiden	\$42,702	\$19,403	-54.6%						
3043-San Luis Valley Research Cente	\$874,965	\$834,028	-4.7%	\$537,227	-35.6%	\$902,078	67.9%	\$684,900	-24.1%
3050-Southwestern Colorado Researc	\$59,183	\$10,000	-83.1%	\$4,960	-50.4%	\$9,128	84.0%		
8040-Student Leadership and Civic En	\$139,955	\$139,957	0.0%						
8036-Student Organizations		\$3,000						\$500	

Awards Received by Department (July - June)

Total \$

	2002	2003	% Change	2004	% Change	2005	% Change	2006	% Change
Other									
0011-Talent Search Program	\$327,726								
6023-University Police	\$126,262	\$68,421	-45.8%	\$70,463	3.0%	\$191,354	171.6%	\$41,425	-78.4%
2001-Vice President for Research				\$16,789,906		\$4,750	-100.0%	\$4,331,220	91083.6%
8004-Vice President for Student Affair								\$500	
3046-Western Colorado Research Ce	\$2,588,641	\$91,040	-96.5%	\$18,782	-79.4%	\$184,966	884.8%	\$149,420	-19.2%
8001-Women's Programs and Studies						\$20,000			
Total Other	\$8,119,874	\$5,691,998	-29.9%	\$30,679,584	439.0%	\$24,124,702	-21.4%	\$29,858,721	23.8%
Vet. Medicine and Bio									
1670-Anatomy and Neurobiology	\$4,364,280								
1680-Biomedical Sciences		\$10,523,043		\$8,385,224	-20.3%	\$8,086,910	-3.6%	\$7,428,304	-8.1%
1678-Clinical Sciences	\$4,658,304	\$3,445,874	-26.0%	\$5,360,615	55.6%	\$6,072,848	13.3%	\$9,797,794	61.3%
1601-College of Veterinary Medicine	\$2,185,000					\$308,529		\$4,300,834	1294.0%
1681-Environmental and Radiological		\$10,332,344		\$11,009,071	6.5%	\$8,705,163	-20.9%	\$10,370,808	19.1%
1676-Environmental Health	\$6,255,420								
1677-Microbiology	\$9,039,461								
1682-Microbiology, Immunology and P		\$16,606,527		\$20,383,111	22.7%	\$38,110,549	87.0%	\$32,542,610	-14.6%
1671-Pathology	\$4,381,008								
1672-Physiology	\$4,796,181								
1673-Radiological Health Sciences	\$3,880,738								
Total Vet. Medicine and Biomedical Scie	\$39,560,392	\$40,907,788	3.4%	\$45,138,021	10.3%	\$61,283,999	35.8%	\$64,440,350	5.2%

Awards Received by Department (July - June)

Total \$

	2002	2003	% Change	2004	% Change	2005	% Change	2006	% Change
Warner College of Natu									
1490-CEMML	\$16,026,540	\$17,818,665	11.2%	\$18,416,280	3.4%	\$18,163,206	-1.4%	\$16,934,018	-6.8%
1484-Cooperative Fish and Wildlife Re	\$1,182,971	\$803,296	-32.1%	\$1,119,822	39.4%	\$2,190,249	95.6%	\$932,265	-57.4%
1474-Fish, Wildlife and Conservation	\$5,591,602	\$3,869,960	-30.8%	\$3,601,875	-6.9%	\$4,877,517	35.4%	\$3,796,556	-22.2%
1472-Forest Rangeland Watershed St				\$3,732,744		\$2,980,648	-20.1%	\$4,342,307	45.7%
1470-Forest Sciences	\$1,276,666	\$1,051,437	-17.6%						
1482-Geosciences	\$1,186,739	\$943,283	-20.5%	\$701,746	-25.6%	\$1,104,597	57.4%	\$888,953	-19.5%
1499-Natural Resource Ecology Labor	\$10,810,134	\$7,361,810	-31.9%	\$9,499,146	29.0%	\$8,273,651	-12.9%	\$7,822,793	-5.4%
1480-Natural Resource Recreation an	\$303,721	\$218,443	-28.1%	\$1,058,451	384.5%	\$217,888	-79.4%	\$1,108,562	408.8%
1478-Rangeland Ecosystem Science	\$1,511,997	\$610,840	-59.6%	\$12,375	-98.0%				
1401-Warner College of Natural Reso						\$25,070			
Total Warner College of Natural Resourc	\$37,890,370	\$32,677,734	-13.8%	\$38,142,439	16.7%	\$37,832,826	-0.8%	\$35,825,454	-5.3%
TOTAL	\$175,847,848	\$156,723,219	-10.9%	\$206,005,743	31.4%	\$213,399,986	3.6%	\$235,825,719	10.5%

Research Proposals Submitted and Research Awards Received

Section III

Facilities and Administrative (F&A) Recoveries

Available on the Web at:

<http://portal.research.colostate.edu/reports/icereports/icereport.asp>