


Office of the Vice President for Research
and
Information Technology

Research Proposals Submitted
and
Research Awards Received



Fiscal Year 2004

Annual Report
July 1, 2003 – June 30, 2004



Research Proposals Submitted *and* Research Awards Received

Contents

	<u>Page Number</u>
Foreword	
Definitions and Background Information	2
Multi-million Dollar Proposals	3
Multi-million Dollar Awards	8
Section I	
Proposals by Fund Source.....	11
Proposals by College.....	14
Proposals by Department	16
Section II	
Awards by Fund Source.....	28
Awards by College.....	31
Awards by Department	33
Section III	
Facilities and Administrative (F&A) Recoveries.....	44

Research Proposals Submitted *and* Research Awards Received

Foreword

There are several factors that can contribute to charts and totals appearing overly high or overly low. These factors include:

- ◆ Proposal totals prior to fiscal year 2004 represent all new and competing continuation proposals. Fiscal year 2004 totals represent all new, competing continuation, supplemental, and resubmitted proposals.
- ◆ Award totals represent all new and incremental funding toward a new or existing project.
- ◆ Various charts and dollar figures may reflect multi-year, multi-million dollar proposals or awards.
- ◆ Effective July 1, 2000, the Agricultural Experiment Station changed the department numbers for their research centers (departments 114x and 115x [College of Agricultural Sciences] are now 30xx [Other]).
- ◆ Effective July 1, 2002, the College of Veterinary Medicine and Biomedical Sciences re-organized. The Department of Anatomy and Neurobiology (1670) merged with the Department of Physiology (1672) to form the Department of Biomedical Sciences (1680). The Department of Environmental Health (1676) merged with the Department of Radiological Health Sciences (1673) to form the Department of Environmental and Radiological Health Sciences (1681). The Department of Pathology (1671) merged with the Department of Microbiology (1677) to form the Department of Microbiology, Immunology, and Pathology (1682).

Detail Proposal and Award Information:

A detail listing of **proposals submitted** can be found on the Sponsored Programs Web site at:
<http://www.research.colostate.edu/pubs/historical/newsearch/proposalform.htm>.

A detail listing of **awards received** can be found on the Sponsored Programs Web site at:
<http://www.research.colostate.edu/pubs/historical/newsearch/awardform.htm>

Definitions:

Inter-departmental: Inter-departmental projects require the use of skills, techniques, and knowledge of two or more disciplines toward a common goal or goals. The work requires frequent interchanges of ideas, and the negotiation of strategies and methods among practitioners of different disciplines, with the ideas of one stimulating and improving the design of the total project. Projects are identified as inter-departmental by the primary Principal Investigator on the Sponsored Project Approval Form (SP-1).

Multi-Million Dollar Proposals

Multi-Million Dollar Proposals*

Fiscal Year (July - June)

<u>College/ Department</u>		<u>Sponsor</u>	<u>Start / End Dates</u>	<u>Total \$</u>
2000				
Agricultural Sciences	Bioagricultural Sciences and P	USDA - US Department of Agriculture	10/1/00 - 9/30/04	\$4,963,825
Applied Human Sciences	School of Social Work - 1586	HHS-ACF-Admin. for Children & Fami	10/1/99 - 9/30/04	\$4,709,423
Business	Marketing - 1278	HHS-NIH-NCI-National Cancer Institute	9/1/00 - 8/31/04	\$2,554,860
Engineering	Atmospheric Science - 1371	NSF - National Science Foundation	9/30/00 - 9/29/05	\$3,298,136
Engineering	Chemical Engineering - 1370	USDA - US Department of Agriculture	10/1/00 - 9/30/04	\$2,485,059
Engineering	Cooperative Institute for Rese	DOC-NOAA-ERL-Environmental Rese	7/1/00 - 6/30/01	\$5,345,988
Engineering	Electrical and Computer Engine	NSF - National Science Foundation	7/1/00 - 6/30/05	\$3,437,541
Engineering	Electrical and Computer Engine	HHS-NIH-National Institutes of Health	9/1/00 - 8/30/05	\$3,049,538
Natural Resources	Cooperative Fishery and Wild	HHS-NIH-National Institutes of Health	9/1/00 - 8/31/05	\$2,163,482
Natural Resources	Fishery and Wildlife Biology -	NSF - National Science Foundation	10/1/00 - 9/30/05	\$2,550,956
Natural Resources	Natural Resource Ecology Lab	NSF - National Science Foundation	9/1/00 - 8/31/05	\$3,879,902
Natural Resources	Natural Resource Ecology Lab	NSF - National Science Foundation	9/1/00 - 8/31/04	\$3,746,750
Natural Resources	Natural Resource Ecology Lab	NASA - Natl Aeronautics & Space Adm	6/1/00 - 5/31/03	\$2,620,340
Natural Resources	Natural Resource Ecology Lab	HHS-NIH-National Institutes of Health	9/1/00 - 8/30/05	\$2,166,689
Natural Sciences	Computer Science - 1873	NSF - National Science Foundation	8/15/00 - 8/14/05	\$2,425,038
Natural Sciences	Psychology - 1876	HHS-NIH-National Institutes of Health	12/1/00 - 1/30/05	\$2,128,824
Natural Sciences	Psychology - 1876	HHS-CDC-Centers for Disease Control	9/1/00 - 8/31/04	\$2,080,044
Natural Sciences	Psychology - 1876	NSF - National Science Foundation	7/1/99 - 7/31/04	\$2,127,818
Natural Sciences	Psychology - 1876	NSF - National Science Foundation	6/1/01 - 8/31/06	\$3,580,246
Vet. Medicine & Biomedical S	College of Veterinary Medicin	HHS-NIH-National Institutes of Health	9/1/00 - 8/31/01	\$2,000,000
Vet. Medicine & Biomedical S	Environmental Health - 1676	Burroughs-Wellcome Fund Foundation	1/1/01 - 2/31/05	\$2,477,003
Vet. Medicine & Biomedical S	Environmental Health - 1676	USDA - US Department of Agriculture	9/1/00 - 8/31/04	\$2,700,165
Vet. Medicine & Biomedical S	Microbiology - 1677	HHS-NIH-National Institutes of Health	12/1/00 - 1/30/05	\$2,524,602
Vet. Medicine & Biomedical S	Physiology - 1672	HHS-NIH-National Institutes of Health	7/1/00 - 6/30/05	\$2,306,449
Vet. Medicine & Biomedical S	Physiology - 1672	HHS-NIH-National Institutes of Health	10/1/00 - 9/30/05	\$2,874,454
Vet. Medicine & Biomedical S	Physiology - 1672	HHS-NIH-National Institutes of Health	4/1/01 - 3/31/06	\$2,045,376
2001				
Agricultural Sciences	Horticulture and Landscape Ar	USDA-CSREES-Coop State Rsrch Edu &	10/1/01 - 9/30/05	\$2,638,739
Agricultural Sciences	Soil and Crop Sciences - 1170	NASA-ARC-Ames Research Center	1/1/01 - 1/1/06	\$4,144,426
Engineering	Atmospheric Science - 1371	NSF - National Science Foundation	7/1/01 - 6/30/06	\$3,508,449
Engineering	Atmospheric Science - 1371	NSF - National Science Foundation	9/1/01 - 8/31/06	\$4,123,374
Engineering	Atmospheric Science - 1371	DOE - US Department of Energy	6/1/01 - 5/31/06	\$3,701,424
Engineering	Chemical Engineering - 1370	USDA - US Department of Agriculture	8/1/01 - 7/31/05	\$2,198,229
Engineering	Civil Engineering - 1372	NSF - National Science Foundation	8/1/01 - 7/31/06	\$2,525,600
Engineering	Civil Engineering - 1372	NSF - National Science Foundation	9/1/01 - 8/31/06	\$2,996,649
Engineering	Civil Engineering - 1372	EPA - Environmental Protection Agency	10/1/01 - 9/30/06	\$3,999,645
Engineering	College of Engineering - 1301	NSF - National Science Foundation	11/1/01 - 0/31/06	\$4,700,000
Engineering	Cooperative Institute for Rese	DOC-NOAA-Natl Oceanic & Atmosph	7/1/01 - 6/30/06	\$63,875,756
Engineering	Electrical and Computer Engine	NSF - National Science Foundation	10/1/01 - 9/30/06	\$2,940,032
Engineering	Electrical and Computer Engine	NSF - National Science Foundation	8/1/02 - 7/31/07	\$11,891,036
Engineering	Electrical and Computer Engine	HHS-NIH-National Institutes of Health	7/1/01 - 6/30/06	\$4,090,383
Engineering	Mechanical Engineering - 137	NSF - National Science Foundation	6/1/01 - 5/31/06	\$2,641,948
Natural Resources	Fishery and Wildlife Biology -	NSF - National Science Foundation	10/1/01 - 9/30/06	\$2,412,431

*Includes all proposals greater than or equal to \$2M.

If a fiscal year is not listed, there were no multi-million dollar proposals submitted during the fiscal year and quarter(s) indicated.

Multi-Million Dollar Proposals*

Fiscal Year (July - June)

<u>College/ Department</u>		<u>Sponsor</u>	<u>Start / End Dates</u>	<u>Total \$</u>
2001				
Natural Resources	Forest Sciences - 1470	National Systems Research Co	1/1/01 - 2/31/05	\$4,793,547
Natural Resources	Natural Resource Ecology Lab	NSF - National Science Foundation	11/1/01 - 0/31/06	\$2,499,774
Natural Resources	Natural Resource Ecology Lab	NSF - National Science Foundation	9/1/01 - 8/31/06	\$4,948,556
Natural Resources	Natural Resource Ecology Lab	University of Wyoming	10/1/01 - 9/30/05	\$2,040,156
Natural Resources	Natural Resource Ecology Lab	NSF - National Science Foundation	9/1/01 - 8/31/06	\$2,999,291
Natural Resources	Natural Resource Ecology Lab	NASA - Natl Aeronautics & Space Adm	4/1/01 - 3/31/04	\$2,970,175
Natural Sciences	Biology - 1878	NSF - National Science Foundation	9/1/01 - 8/31/04	\$2,495,356
Natural Sciences	Computer Science - 1873	NSF - National Science Foundation	9/1/01 - 8/31/06	\$2,137,296
Natural Sciences	Psychology - 1876	NSF - National Science Foundation	1/31/02 - 2/1/05	\$6,133,993
Natural Sciences	Statistics - 1877	EPA - Environmental Protection Agency	10/1/01 - 9/30/05	\$2,998,331
Natural Sciences	Statistics - 1877	NSF - National Science Foundation	8/1/02 - 7/31/07	\$2,563,772
Other	Western Colorado Research C	USDA - US Department of Agriculture	10/1/01 - 10/1/05	\$3,251,878
Vet. Medicine & Biomedical S	Environmental Health - 1676	HHS-CDC-Centers for Disease Control	9/1/01 - 8/31/06	\$4,525,249
Vet. Medicine & Biomedical S	Environmental Health - 1676	HHS-CDC-Centers for Disease Control	10/1/01 - 9/30/06	\$4,809,638
Vet. Medicine & Biomedical S	Pathology - 1671	HHS-NIH-National Institutes of Health	6/1/01 - 5/31/06	\$3,399,394
Vet. Medicine & Biomedical S	Physiology - 1672	HHS-NIH-National Institutes of Health	1/1/02 - 2/31/06	\$2,244,911
Vet. Medicine & Biomedical S	Radiological Health Sciences -	DOE - US Department of Energy	9/1/01 - 8/31/06	\$2,394,850
2002				
Agricultural Sciences	Soil and Crop Sciences - 1170	NSF - National Science Foundation	11/1/02 - 0/31/08	\$4,680,000
Applied Human Sciences	Food Science and Human Nutr	Colorado Department of Human Service	10/1/01 - 9/30/02	\$2,172,620
Applied Human Sciences	School of Education - 1588	US Department of Education	7/1/02 - 6/30/05	\$2,638,628
Engineering	Chemical Engineering - 1370	HHS-NIH-Center for Scientific Review	10/1/02 - 9/30/06	\$2,352,065
Engineering	Civil Engineering - 1372	NSF - National Science Foundation	1/1/03 - 1/1/08	\$9,951,093
Engineering	College of Engineering - 1301	NSF - National Science Foundation	10/1/02 - 9/30/07	\$24,078,073
Engineering	Cooperative Institute for Rese	DOC-NOAA-Natl Oceanic & Atmosph	7/1/01 - 6/30/02	\$4,710,348
Engineering	Electrical and Computer Engine	NSF - National Science Foundation	6/1/03 - 5/31/08	\$16,471,171
Engineering	Mechanical Engineering - 137	NASA - Natl Aeronautics & Space Adm	4/28/02 - 4/27/07	\$14,999,998
Natural Resources	CEMML - 1490	DOD-ARMY	10/1/01 - 9/30/06	\$4,540,551
Natural Resources	Natural Resource Ecology Lab	NSF - National Science Foundation	6/1/02 - 5/31/06	\$4,989,892
Natural Resources	Natural Resource Ecology Lab	NSF-Polar Programs	1/1/03 - 2/31/07	\$2,213,378
Natural Sciences	Biochemistry and Molecular B	HHS-NIH-Nat Inst of General Medical S	12/1/02 - 1/30/07	\$2,475,167
Natural Sciences	Psychology - 1876	HHS-NIH-National Institutes of Health	10/1/02 - 9/30/07	\$2,157,441
Other	Center for Life Sciences - 1031	HHMI-Howard Hughes Medical Institute	7/1/02 - 6/30/06	\$2,194,861
Other	Cooperative Extension - 4040	HHS-CDC-Centers for Disease Control	9/30/02 - 9/29/07	\$7,038,355
Vet. Medicine & Biomedical S	Anatomy and Neurobiology - 1	HHS-NIH-National Institutes of Health	12/1/02 - 1/30/07	\$3,403,787
Vet. Medicine & Biomedical S	Clinical Sciences - 1678	HHS-NIH-National Institutes of Health	1/1/03 - 1/1/07	\$3,480,981
Vet. Medicine & Biomedical S	Environmental Health - 1676	NSF - National Science Foundation	1/1/03 - 2/31/07	\$2,507,164
Vet. Medicine & Biomedical S	Microbiology - 1677	Univ. of Texas Medical Branch/Galvesto	9/27/02 - 9/26/09	\$6,889,392
Vet. Medicine & Biomedical S	Microbiology - 1677	HHS-NIH-NIAID-Allergy & Infect Dis	1/1/03 - 2/31/08	\$2,745,370
Vet. Medicine & Biomedical S	Microbiology - 1677	HHS-NIH-NIAID-Allergy & Infect Dis	6/30/02 - 6/29/09	\$4,334,125
Vet. Medicine & Biomedical S	Microbiology - 1677	HHS-NIH-National Institutes of Health	5/1/03 - 4/30/08	\$3,049,789
Vet. Medicine & Biomedical S	Pathology - 1671	HHS-NIH-National Institutes of Health	10/1/02 - 9/30/09	\$7,874,199
Vet. Medicine & Biomedical S	Radiological Health Sciences -	HHS-NIH-Center for Scientific Review	9/1/02 - 8/31/07	\$2,863,688

*Includes all proposals greater than or equal to \$2M.

If a fiscal year is not listed, there were no multi-million dollar proposals submitted during the fiscal year and quarter(s) indicated.

Multi-Million Dollar Proposals*

Fiscal Year (July - June)

<u>College/ Department</u>		<u>Sponsor</u>	<u>Start / End Dates</u>	<u>Total \$</u>
2003				
Agricultural Sciences	Horticulture and Landscape Ar	DOD - US Department of Defense	1/1/03 - 2/31/07	\$2,854,567
Agricultural Sciences	Horticulture and Landscape Ar	HHS-NIH-NCI-National Cancer Institute	7/1/04 - 6/30/09	\$3,083,632
Agricultural Sciences	Soil and Crop Sciences - 1170	NSF - National Science Foundation	10/1/03 - 9/30/07	\$3,337,178
Applied Human Sciences	College of Applied Human Sci	DOJ-OJP-NIJ-National Inst. of Justice	8/1/03 - 7/31/08	\$4,849,039
Applied Human Sciences	Food Science and Human Nutr	HHS-CDC-Centers for Disease Control	8/15/02 - 6/30/02	\$2,500,000
Applied Human Sciences	Food Science and Human Nutr	Colorado Department of Human Service	10/1/03 - 9/30/04	\$3,458,127
Applied Human Sciences	Food Science and Human Nutr	Colorado Department of Human Service	10/1/02 - 9/30/03	\$2,291,686
Applied Human Sciences	Food Science and Human Nutr	HHS-NIH-National Institutes of Health	7/1/03 - 6/30/08	\$2,322,220
Engineering	Atmospheric Science - 1371	NSF - National Science Foundation	6/15/05 - 5/31/10	\$19,936,137
Engineering	Chemical Engineering - 1370	DOE - US Department of Energy	7/1/03 - 6/30/06	\$2,368,222
Engineering	College of Engineering - 1301	NSF - National Science Foundation	7/1/03 - 6/30/08	\$32,870,552
Engineering	Cooperative Institute for Rese	UCAR-NCAR-COMET Atmospheric Te	4/1/03 - 9/30/08	\$10,783,253
Engineering	Electrical and Computer Engine	UMASS-University of Massachusetts	10/1/03 - 9/30/08	\$2,246,003
Engineering	Mechanical Engineering - 137	NSF - National Science Foundation	10/1/03 - 10/1/08	\$3,393,462
Liberal Arts	Journalism and Technical Comu	The Cooper Institute Denver	7/1/03 - 6/30/08	\$2,271,659
Natural Resources	Forest Sciences - 1470	NASA - Natl Aeronautics & Space Adm	1/1/04 - 2/31/06	\$2,209,816
Natural Resources	Natural Resource Ecology Lab	USDA-CSREES-Coop State Rsrch Edu &	10/1/03 - 9/30/04	\$2,089,617
Natural Resources	Natural Resource Ecology Lab	NSF-Sci/Tech Ctr/STI Sci/Tech Infra Ctr	9/1/04 - 8/31/09	\$19,276,067
Natural Sciences	Chemistry - 1872	HHS-NIH-National Institutes of Health	12/1/03 - 1/30/03	\$3,063,912
Natural Sciences	Computer Science - 1873	NSF - National Science Foundation	1/1/04 - 2/31/08	\$2,765,871
Natural Sciences	Mathematics - 1874	NSF - National Science Foundation	8/15/03 - 8/24/08	\$3,872,184
Natural Sciences	Psychology - 1876	HHS-CDC-Centers for Disease Control	9/30/02 - 9/30/07	\$2,041,345
Other	Center for Educ Access and Ou	US Department of Education	6/1/03 - 5/31/08	\$2,643,396
Other	Center for Life Sciences - 1031	[University of Northern Colorado]	10/1/03 - 9/30/09	\$2,983,433
Vet. Medicine & Biomedical S	Environmental and Radiologi	DOE - US Department of Energy	1/1/03 - 9/30/05	\$5,520,149
Vet. Medicine & Biomedical S	Environmental and Radiologi	HHS-NIH-Natl Inst of Environ Health S	11/1/03 - 0/31/08	\$7,053,969
Vet. Medicine & Biomedical S	Environmental and Radiologi	NASA - Natl Aeronautics & Space Adm	9/1/03 - 8/31/08	\$9,914,884
Vet. Medicine & Biomedical S	Environmental and Radiologi	HHS-NIH-National Institutes of Health	7/1/04 - 6/30/09	\$2,220,199
Vet. Medicine & Biomedical S	Environmental and Radiologi	HHS-CDC-Centers for Disease Control	9/1/03 - 8/31/04	\$2,935,488
Vet. Medicine & Biomedical S	Microbiology, Immunology an	HHS-NIH-National Institutes of Health	1/1/04 - 2/31/08	\$4,576,220
Vet. Medicine & Biomedical S	Microbiology, Immunology an	HHS-NIH-NIAID-Allergy & Infect Dis	9/29/03 - 9/29/08	\$22,659,000
Vet. Medicine & Biomedical S	Microbiology, Immunology an	HHS-NIH-National Institutes of Health	12/1/02 - 1/30/08	\$4,815,402
Vet. Medicine & Biomedical S	Microbiology, Immunology an	HHS-NIH-NIAID-Allergy & Infect Dis	7/1/03 - 6/30/07	\$2,074,620
Vet. Medicine & Biomedical S	Microbiology, Immunology an	HHS-NIH-NIAID-Allergy & Infect Dis	8/1/03 - 7/30/08	\$39,878,066
2004				
Agricultural Sciences	Bioagricultural Sciences and P	USDA-CSREES-Coop State Rsrch Edu &	7/1/04 - 6/30/08	\$2,409,561
Agricultural Sciences	Horticulture and Landscape Ar	HHS-NIH-NCI-National Cancer Institute	7/1/04 - 6/30/09	\$3,083,632
Agricultural Sciences	Horticulture and Landscape Ar	DOD - US Department of Defense	1/1/04 - 2/31/08	\$2,260,066
Applied Human Sciences	Food Science and Human Nutr	HHS-NIH-Diabetes, Digestive, & Kidney	12/1/04 - 1/30/09	\$3,409,530
Applied Human Sciences	Food Science and Human Nutr	Colorado Department of Human Service	10/1/04 - 9/30/05	\$3,149,857
Business	Computer Information Systems	NSF-SBE-Social, Behav & Econ Scien	10/1/03 - 9/30/08	\$4,796,658
Engineering	Atmospheric Science - 1371	NSF-GEO-Geosciences	7/1/04 - 6/30/09	\$2,583,155

*Includes all proposals greater than or equal to \$2M.

If a fiscal year is not listed, there were no multi-million dollar proposals submitted during the fiscal year and quarter(s) indicated.

Multi-Million Dollar Proposals*

Fiscal Year (July - June)

<u>College/ Department</u>		<u>Sponsor</u>	<u>Start / End Dates</u>	<u>Total \$</u>
2004				
Engineering	Atmospheric Science - 1371	NSF - National Science Foundation	6/15/05 - 5/31/10	\$19,817,937
Engineering	Civil Engineering - 1372	USDA-CSREES-Coop State Rsrch Edu &	10/1/04 - 9/30/08	\$2,561,862
Engineering	College of Engineering - 1301	NSF - National Science Foundation	2/1/04 - 1/31/09	\$3,000,000
Engineering	Electrical and Computer Engine	NSF - National Science Foundation	10/1/04 - 9/30/09	\$3,392,023
Liberal Arts	Journalism and Technical Com	HHS-NIH-National Institute on Drug Ab	9/1/04 - 8/31/09	\$3,412,613
Liberal Arts	Journalism and Technical Com	HHS-NIH-National Institute on Drug Ab	9/1/04 - 8/31/09	\$3,349,069
Natural Resources	Natural Resource Ecology Lab	NSF - National Science Foundation	7/1/05 - 6/30/10	\$3,199,969
Natural Resources	Natural Resource Ecology Lab	NSF-GEO-Geosciences	6/1/04 - 5/31/08	\$2,105,786
Natural Sciences	Chemistry - 1872	HHS-NIH-National Institutes of Health	7/1/04 - 6/30/09	\$2,474,640
Natural Sciences	Computer Science - 1873	NSF - National Science Foundation	8/16/04 - 8/15/09	\$3,674,139
Natural Sciences	Physics - 1875	DOE - US Department of Energy	12/15/04 - 2/14/07	\$3,134,521
Natural Sciences	Psychology - 1876	University of Alaska at Fairbanks	5/30/04 - 6/1/09	\$3,000,000
Natural Sciences	Psychology - 1876	HHS-CDC-Centers for Disease Control	4/1/04 - 3/31/09	\$2,647,895
Natural Sciences	Psychology - 1876	NSF - National Science Foundation	9/30/04 - 10/1/09	\$3,907,422
Natural Sciences	Psychology - 1876	HHS-NIH-NIMH-Nat Inst of Mental He	7/1/04 - 6/30/09	\$2,969,072
Other	Graduate School - 1005	DOC-NIST-Nat. Inst. Standards & Tech..	10/1/04 - 9/30/20	\$4,017,311
Vet. Medicine & Biomedical S	Biomedical Sciences - 1680	HHS-NIH-NIDCD-Deafness & Other C	4/1/04 - 3/31/09	\$2,365,061
Vet. Medicine & Biomedical S	Clinical Sciences - 1678	HHS-NIH-Arthritis, Musculoskel, & Sk	7/1/04 - 6/30/08	\$2,472,402
Vet. Medicine & Biomedical S	Clinical Sciences - 1678	HHS-NIH-NCI-National Cancer Institute	6/1/05 - 5/31/09	\$2,321,006
Vet. Medicine & Biomedical S	Environmental and Radiologi	DOE - US Department of Energy	9/1/04 - 8/31/09	\$4,088,866
Vet. Medicine & Biomedical S	Environmental and Radiologi	HHS-NIH-National Institutes of Health	1/1/05 - 2/31/09	\$2,817,392
Vet. Medicine & Biomedical S	Environmental and Radiologi	HHS-NIH-Natl Inst of Environ Health S	10/1/04 - 9/30/09	\$2,987,853
Vet. Medicine & Biomedical S	Environmental and Radiologi	HHS-NIH-National Institutes of Health	1/1/05 - 2/31/09	\$2,198,384
Vet. Medicine & Biomedical S	Environmental and Radiologi	HHS-NIH-Natl Inst of Environ Health S	8/1/04 - 7/31/09	\$2,153,361
Vet. Medicine & Biomedical S	Environmental and Radiologi	Okinawa Inst. of Science & Technology	1/1/04 - 2/31/09	\$2,691,731
Vet. Medicine & Biomedical S	Environmental and Radiologi	HHS-NIH-National Institutes of Health	7/1/04 - 6/30/08	\$2,009,915
Vet. Medicine & Biomedical S	Microbiology, Immunology an	HHS-NIH-NIAID-Allergy & Infect Dis	9/1/04 - 8/31/09	\$3,017,428
Vet. Medicine & Biomedical S	Microbiology, Immunology an	HHS-NIH-National Institutes of Health	10/1/04 - 9/30/11	\$26,527,425
Vet. Medicine & Biomedical S	Microbiology, Immunology an	HHS-NIH-NIAID-Allergy & Infect Dis	5/1/05 - 4/30/09	\$2,066,472
Vet. Medicine & Biomedical S	Microbiology, Immunology an	HHS-NIH-National Institutes of Health	1/1/05 - 2/31/10	\$2,751,202
Vet. Medicine & Biomedical S	Microbiology, Immunology an	DHS - US Department of Homeland Se	5/1/04 - 4/30/07	\$15,446,818
Vet. Medicine & Biomedical S	Microbiology, Immunology an	HHS-NIH-NIAID-Allergy & Infect Dis	7/1/04 - 6/30/09	\$2,256,116

*Includes all proposals greater than or equal to \$2M.

If a fiscal year is not listed, there were no multi-million dollar proposals submitted during the fiscal year and quarter(s) indicated.

Multi-Million Dollar Awards

Multi-Million Dollar Awards*

Fiscal Year (July - June)

<u>College/ Department</u>		<u>Sponsor</u>	<u>Start / End Dates</u>	<u>Total \$</u>
2000				
Natural Resources	Natural Resource Ecology Lab	NSF-Biological Sciences	9/1/99 - 8/31/03	\$2,999,978
2001				
Vet. Medicine & Biomedical S	College of Veterinary Medicin	HHS-NIH-National Institutes of Health	6/1/01 - 5/31/03	\$2,000,000
Natural Resources	Forest Sciences - 1470	Calibre Systems, Inc.	7/13/00 - 7/12/02	\$2,657,997
2002				
Vet. Medicine & Biomedical S	College of Veterinary Medicin	USDA-CSREES-Coop State Rsrch Edu &	6/15/02 - 6/14/04	\$2,000,000
Engineering	Cooperative Institute for Resea	DOC-NOAA-Natl Oceanic & Atmosp	7/1/01 - 6/30/06	\$2,331,730
Engineering	Cooperative Institute for Resea	DOC-NOAA-Natl Oceanic & Atmosp	7/1/01 - 6/30/06	\$2,493,134
Other	Western Colorado Research C	USDA-CSREES-Coop State Rsrch Edu &	9/15/01 - 9/30/05	\$2,500,000
2004				
Other	Colorado State Forest Service -	Colorado Office of Emergency Manageme	4/1/04 - 9/30/04	\$2,200,000
Engineering	Cooperative Institute for Resea	DOD - US Department of Defense	5/8/02 - 5/7/05	\$2,824,000
Engineering	Electrical and Computer Enginee	NSF - National Science Foundation	10/1/03 - 9/30/08	\$2,499,362
Natural Resources	Natural Resource Ecology Lab	USDA-CSREES-Coop State Rsrch Edu &	8/1/03 - 7/31/04	\$2,089,617
Other	Vice President for Research an	HHS-NIH-NIAID-Allergy & Infect Dis	9/30/03 - 6/30/08	\$16,624,325

*Includes all awards greater than or equal to \$2M.

If a fiscal year is not listed, there were no multi-million dollar awards received during the fiscal year and quarter(s) indicated.

Research Proposals Submitted and Research Awards Received

Section I

**Proposals by Fund Source
Proposals by College
Proposals by Department**

Proposals By Fund Source

Fiscal Year (July - June)

Fiscal Year(s): 2000, 2001, 2002, 2003, 2004

Quarter(s): 1, 2, 3, 4

Proposals Submitted by Fund Source (\$ and #)

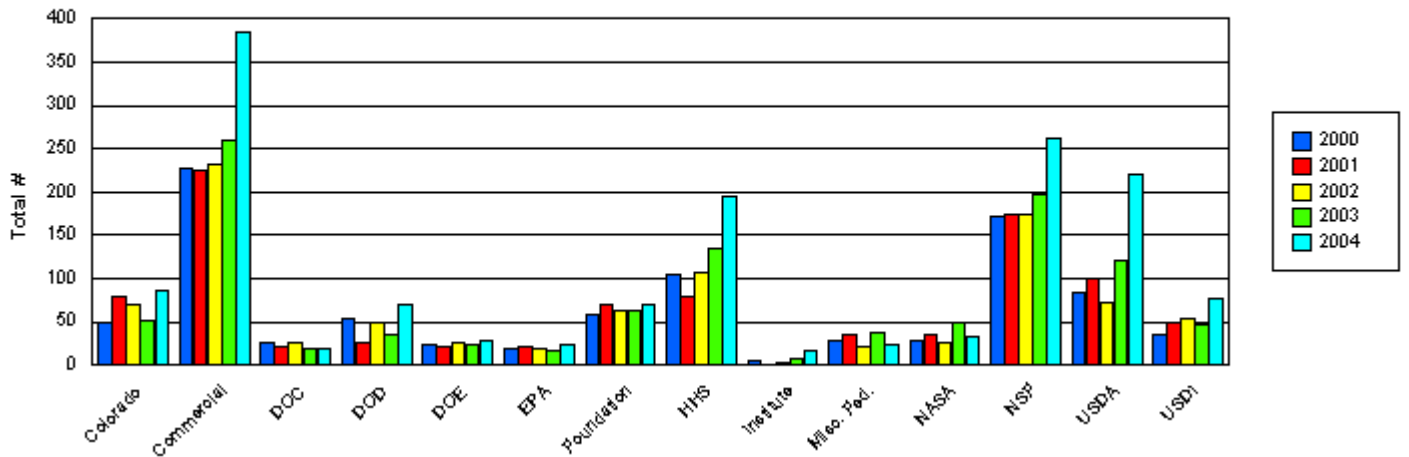
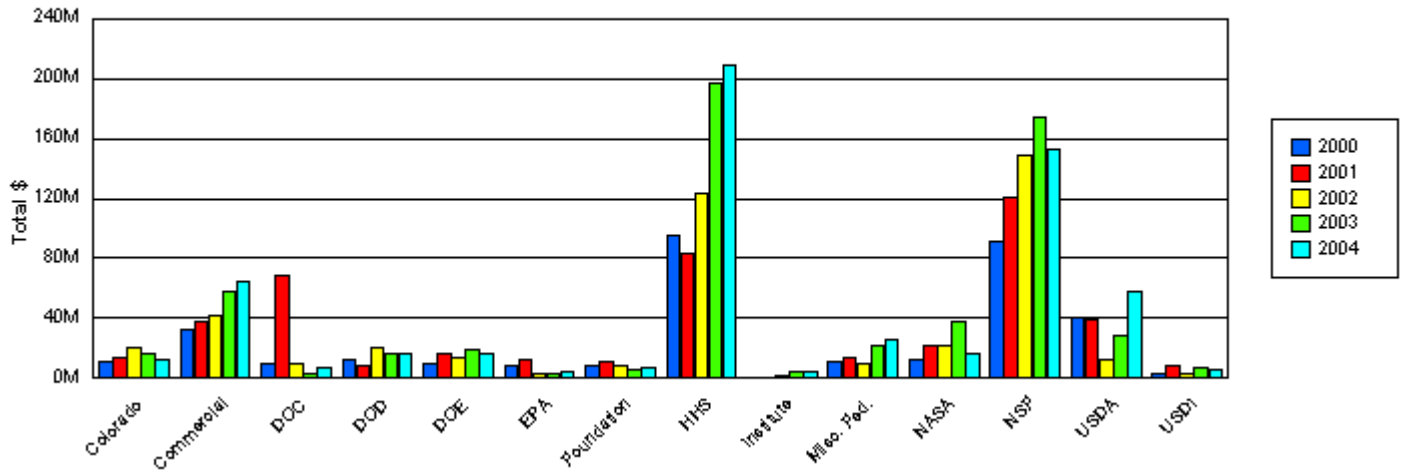
Fiscal Year (July - June)

	2000	2001	2002	2003	2004
Federal	\$294,549,131 576	\$393,275,775 566	\$366,159,295 576	\$508,963,588 682	\$512,239,197 952
Non Federal	\$53,462,751 339	\$62,948,452 376	\$73,813,643 365	\$84,386,665 382	\$88,210,561 557
Total	\$348,011,882 915	\$456,224,227 942	\$439,972,938 941	\$593,350,253 1,064	\$600,449,758 1,509

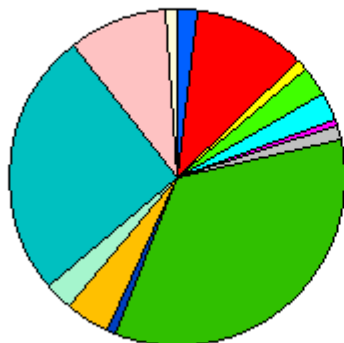
	2000	2001	2002	2003	2004
Colorado	\$11,293,101 50	\$14,399,433 78	\$20,322,326 69	\$16,625,520 52	\$12,092,715 85
Commercial	\$32,538,690 227	\$37,551,294 226	\$42,338,281 232	\$57,326,173 259	\$64,321,824 385
DOC	\$9,595,988 26	\$68,681,963 22	\$10,118,211 27	\$3,168,312 19	\$7,251,245 20
DOD	\$12,976,589 54	\$8,693,861 27	\$19,981,125 48	\$16,832,547 36	\$16,327,783 71
DOE	\$10,360,331 24	\$16,229,927 22	\$13,515,312 27	\$19,368,290 23	\$16,784,070 28
EPA	\$7,890,018 20	\$12,809,116 22	\$3,353,898 19	\$3,507,529 17	\$4,023,902 23
Foundation	\$8,530,123 58	\$10,950,095 71	\$8,749,157 62	\$6,226,614 64	\$7,104,474 71
HHS	\$94,927,979 104	\$82,721,828 78	\$123,241,145 108	\$196,315,747 134	\$208,625,848 196
Institute	\$1,100,837 4	\$47,630 1	\$2,403,879 2	\$4,208,358 7	\$4,691,548 16
Misc. Fed.	\$11,800,328 29	\$13,697,966 36	\$9,461,643 21	\$21,188,631 38	\$26,329,514 24
NASA	\$11,944,809 29	\$21,374,519 36	\$21,844,953 25	\$38,073,741 49	\$16,338,900 32
NSF	\$91,427,147 171	\$120,882,136 173	\$148,872,318 175	\$174,400,547 198	\$153,169,426 261
USDA	\$40,021,556 84	\$39,475,106 100	\$12,015,641 73	\$28,419,626 121	\$57,432,822 220
USDI	\$3,604,386 35	\$8,709,353 50	\$3,755,049 53	\$7,688,618 47	\$5,955,687 77
Total	\$348,011,882 915	\$456,224,227 942	\$439,972,938 941	\$593,350,253 1,064	\$600,449,758 1,509

Proposals Submitted by Fund Source (\$ and #)

Fiscal Year (July - June)



Fiscal Year 2004 (July - June)



Colorado	2.0%
Commercial	10.7%
DOC	1.2%
DOD	2.7%
DOE	2.8%
EPA	0.7%
Foundation	1.2%
HHS	34.7%
Institute	0.8%
Misc. Fed.	4.4%
NASA	2.7%
NSF	25.5%
USDA	9.6%
USDI	1.0%
Total:	100.0%

Proposals By College

Fiscal Year (July - June)

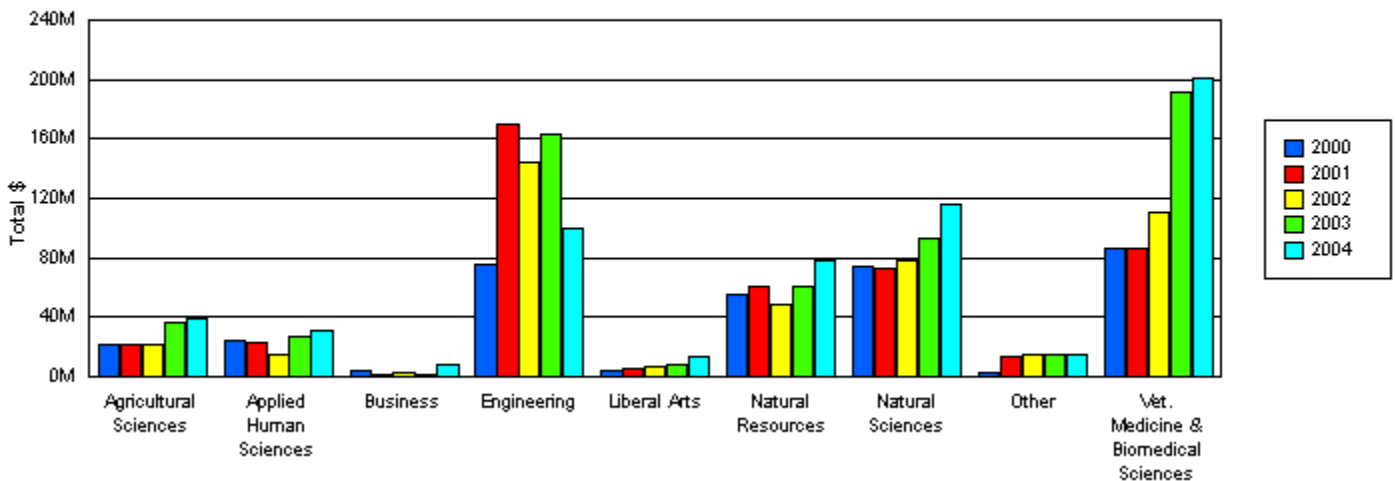
Fiscal Year(s): 2000, 2001, 2002, 2003, 2004

Quarter(s): 1, 2, 3, 4

Proposals Submitted by College (\$ and #)

Fiscal Year (July - June)

	2000	2001	2002	2003	2004
Agricultural Sciences	\$21,909,983 63	\$21,975,300 74	\$21,838,470 87	\$35,808,765 127	\$38,599,382 145
Applied Human Sciences	\$24,551,974 68	\$23,346,010 70	\$14,522,494 45	\$26,757,476 52	\$31,514,876 73
Business	\$3,628,145 4	\$1,718,246 10	\$2,195,913 5	\$926,408 6	\$8,259,631 14
Engineering	\$75,401,371 224	\$170,251,452 223	\$144,394,899 209	\$162,885,262 247	\$99,285,631 242
Liberal Arts	\$4,660,102 22	\$5,775,482 29	\$6,177,313 21	\$8,356,377 28	\$13,175,538 32
Natural Resources	\$55,491,443 166	\$60,177,268 182	\$48,356,472 181	\$60,535,208 150	\$78,662,044 373
Natural Sciences	\$73,670,618 165	\$72,863,817 156	\$78,255,038 161	\$92,690,703 176	\$115,622,300 259
Other	\$2,936,831 19	\$13,612,296 26	\$14,376,122 37	\$14,604,333 49	\$14,293,700 61
Vet. Medicine & Biomedical Sciences	\$85,761,415 184	\$86,504,356 172	\$109,856,217 195	\$190,785,721 229	\$201,036,656 310
Total	\$348,011,882 915	\$456,224,227 942	\$439,972,938 941	\$593,350,253 1,064	\$600,449,758 1,509



Proposals By Department

Fiscal Year (July - June)

Fiscal Year(s): 2000, 2001, 2002, 2003, 2004
Quarter(s): 1, 2, 3, 4

Proposals Submitted by Department (\$ and #)*

Fiscal Year (July - June)

Agricultural Sciences

	2000	2001	2002	2003	2004
Agricultural and Resource Economics (1172)	\$46,370 1	\$1,001,529 9	\$717,569 9	\$3,087,959 18	\$1,459,760 16
Animal Sciences (1171)	\$2,212,385 10	\$2,487,034 17	\$1,307,140 23	\$1,880,960 23	\$4,237,105 29
Bioagricultural Sciences and Pest Management (1177)	\$9,815,545 15	\$5,305,185 17	\$5,001,199 24	\$5,428,024 31	\$15,161,118 48
College of Agricultural Sciences (1101)	\$858,685 1	\$0 0	\$0 0	\$0 0	\$0 0
Fruita Research Center (1146)	\$351,236 1	\$0 0	\$0 0	\$0 0	\$0 0
Horticulture and Landscape Architecture (1173)	\$1,411,861 8	\$5,570,102 11	\$7,877,776 17	\$15,547,173 29	\$11,896,688 24
Soil and Crop Sciences (1170)	\$7,213,901 27	\$7,611,450 20	\$6,934,786 14	\$9,864,649 26	\$5,844,711 28
Total	\$21,909,983 63	\$21,975,300 74	\$21,838,470 87	\$35,808,765 127	\$38,599,382 145

*If a department or fiscal year is not listed, there were no proposals submitted for that department and/or fiscal year during the quarter(s) indicated.

Proposals Submitted by Department (\$ and #)*

Fiscal Year (July - June)

Applied Human Sciences

	2000	2001	2002	2003	2004
College of Applied Human Sciences (1501)	\$453,629 3	\$777,801 6	\$1,386,059 4	\$5,698,802 5	\$1,509,382 3
Construction Management (1584)	\$764,792 10	\$1,499,036 5	\$470,129 2	\$1,232,299 5	\$1,876,532 17
Design & Merchandising (1574)	\$388,510 2	\$610,398 3	\$243,407 3	\$0 0	\$436,862 3
Food Science and Human Nutrition (1571)	\$5,109,372 20	\$4,440,238 14	\$3,497,117 7	\$11,873,010 10	\$14,745,573 19
Health and Exercise Science (1582)	\$2,214,612 7	\$411,130 5	\$147,889 2	\$770,316 5	\$2,158,780 3
Human Development and Family Studies (1570)	\$2,078,536 5	\$3,393,199 7	\$2,251,800 8	\$1,802,844 5	\$1,501,295 5
Occupational Therapy (1573)	\$5,301,535 8	\$4,636,742 7	\$2,081,119 5	\$3,909,752 8	\$4,321,204 10
School of Education (1588)	\$3,421,803 9	\$5,557,335 15	\$4,170,841 8	\$1,244,696 9	\$4,502,338 10
School of Social Work (1586)	\$4,819,185 4	\$2,020,131 8	\$274,133 6	\$225,757 5	\$462,910 3
Total	\$24,551,974 68	\$23,346,010 70	\$14,522,494 45	\$26,757,476 52	\$31,514,876 73

*If a department or fiscal year is not listed, there were no proposals submitted for that department and/or fiscal year during the quarter(s) indicated.

Proposals Submitted by Department (\$ and #)*

Fiscal Year (July - June)

Business

	2000	2001	2002	2003	2004
Accounting (1271)	\$0 0	\$17,912 1	\$0 0	\$0 0	\$0 0
Business College (1270)	\$0 0	\$18,756 1	\$0 0	\$0 0	\$0 0
College of Business (1201)	\$0 0	\$616,385 1	\$595,885 1	\$0 0	\$0 0
Computer Information Systems (1277)	\$975,000 1	\$200,755 3	\$754,553 2	\$458,707 2	\$6,036,416 5
Finance and Real Estate (1272)	\$98,285 2	\$0 0	\$0 0	\$0 0	\$0 0
Institute for Transportation Management (1276)	\$0 0	\$167,505 3	\$113,002 1	\$141,151 1	\$1,713,183 3
Management (1275)	\$0 0	\$0 0	\$0 0	\$0 0	\$63,015 2
Marketing (1278)	\$2,554,860 1	\$696,933 1	\$732,473 1	\$326,550 3	\$447,017 4
Total	\$3,628,145 4	\$1,718,246 10	\$2,195,913 5	\$926,408 6	\$8,259,631 14

*If a department or fiscal year is not listed, there were no proposals submitted for that department and/or fiscal year during the quarter(s) indicated.

Proposals Submitted by Department (\$ and #)*

Fiscal Year (July - June)

Engineering

	2000	2001	2002	2003	2004
Atmospheric Science (1371)	\$17,672,340 42	\$23,733,641 41	\$21,953,670 48	\$46,755,247 59	\$41,328,792 57
Chemical Engineering (1370)	\$10,999,576 29	\$13,232,094 26	\$11,349,665 23	\$14,626,593 28	\$9,799,360 20
Civil Engineering (1372)	\$12,232,338 49	\$22,237,125 50	\$19,046,624 32	\$13,710,884 44	\$13,131,015 44
College of Engineering (1301)	\$123,171 2	\$5,298,210 2	\$25,578,073 2	\$36,338,840 3	\$5,325,200 5
Cooperative Institute for Research in the Atmosphe (1375)	\$11,266,459 33	\$71,917,722 39	\$11,520,214 32	\$18,275,318 29	\$4,609,521 23
Electrical and Computer Engineering (1373)	\$16,837,492 36	\$25,438,777 35	\$30,045,107 43	\$18,381,292 45	\$16,280,939 43
Mechanical Engineering (1374)	\$6,269,995 33	\$8,393,883 30	\$24,901,546 29	\$14,797,088 39	\$8,810,804 50
Total	\$75,401,371 224	\$170,251,452 223	\$144,394,899 209	\$162,885,262 247	\$99,285,631 242

*If a department or fiscal year is not listed, there were no proposals submitted for that department and/or fiscal year during the quarter(s) indicated.

Proposals Submitted by Department (\$ and #)*

Fiscal Year (July - June)

Liberal Arts

	2000	2001	2002	2003	2004
Anthropology (1787)	\$495,823 2	\$604,346 3	\$712,693 4	\$608,041 6	\$1,462,590 4
Art (1770)	\$6,706 1	\$38,900 2	\$8,724 2	\$4,000 1	\$6,032 1
Center for App Studies in American Ethnicity (1790)	\$0 0	\$0 0	\$0 0	\$240,089 2	\$95,396 1
Economics (1771)	\$85,635 2	\$0 0	\$84,000 1	\$0 0	\$109,287 2
English (1773)	\$2,118,161 5	\$1,051,767 7	\$64,301 2	\$51,231 2	\$477,831 4
Foreign Languages and Literatures (1774)	\$4,000 1	\$196,191 3	\$0 0	\$35,603 1	\$15,000 1
History (1776)	\$4,000 1	\$0 0	\$0 0	\$30,000 1	\$10,000 1
Journalism and Technical Communication (1785)	\$1,238,245 3	\$2,754,765 3	\$4,083,591 3	\$4,943,495 5	\$10,559,919 11
Music, Theatre and Dance (1778)	\$456,513 4	\$569,043 4	\$1,001,856 7	\$63,714 4	\$17,500 2
Philosophy (1781)	\$20,000 1	\$0 0	\$0 0	\$0 0	\$0 0
Political Science (1782)	\$0 0	\$82,532 3	\$85,931 1	\$403,032 2	\$103,738 2
Sociology (1784)	\$231,019 2	\$477,938 4	\$136,217 1	\$1,977,172 4	\$318,245 3
Total	\$4,660,102 22	\$5,775,482 29	\$6,177,313 21	\$8,356,377 28	\$13,175,538 32

*If a department or fiscal year is not listed, there were no proposals submitted for that department and/or fiscal year during the quarter(s) indicated.

Proposals Submitted by Department (\$ and #)*

Fiscal Year (July - June)

Natural Resources

	2000	2001	2002	2003	2004
CEMML (1490)	\$0 0	\$0 0	\$10,500,305 26	\$2,510,440 14	\$16,381,583 134
College of Natural Resources (1401)	\$0 0	\$0 0	\$4,000 1	\$16,350 1	\$0 0
Cooperative Fishery and Wildlife Research (1484)	\$2,252,428 4	\$1,524,009 2	\$988,519 7	\$611,244 2	\$605,521 5
Fishery and Wildlife Biology (1474)	\$8,382,511 51	\$14,635,398 74	\$5,897,520 60	\$4,769,178 45	\$6,828,306 76
Forest Rangeland Watershed Stewardship (1472)	\$0 0	\$0 0	\$0 0	\$0 0	\$7,719,102 50
Forest Sciences (1470)	\$7,776,952 28	\$12,372,765 30	\$2,791,928 13	\$7,351,553 25	\$0 0
Geosciences (1482)	\$2,031,034 15	\$2,186,767 15	\$1,634,411 16	\$1,818,537 10	\$4,248,136 21
Natural Resource Ecology Laboratory (1499)	\$32,774,611 55	\$26,897,066 46	\$25,104,767 49	\$41,094,565 38	\$42,730,457 79
Natural Resource Recreation and Tourism (1480)	\$335,092 7	\$440,000 4	\$1,385,117 6	\$926,401 8	\$148,939 8
Rangeland Ecosystem Science (1478)	\$1,938,815 6	\$2,121,263 11	\$49,905 3	\$1,436,940 7	\$0 0
Total	\$55,491,443 166	\$60,177,268 182	\$48,356,472 181	\$60,535,208 150	\$78,662,044 373

*If a department or fiscal year is not listed, there were no proposals submitted for that department and/or fiscal year during the quarter(s) indicated.

Proposals Submitted by Department (\$ and #)*

Fiscal Year (July - June)

Natural Sciences

	2000	2001	2002	2003	2004
Biochemistry and Molecular Biology (1870)	\$15,294,090 31	\$8,176,796 16	\$15,301,949 25	\$11,113,139 19	\$12,533,771 30
Biology (1878)	\$6,705,314 24	\$15,628,309 38	\$9,983,271 21	\$14,541,235 34	\$17,555,222 53
Center for Science, Math and Technology Education (1802)	\$5,828,212 14	\$4,147,579 7	\$159,612 1	\$1,093,839 3	\$607,691 3
Chemistry (1872)	\$12,356,807 40	\$14,462,117 30	\$30,759,957 54	\$30,114,277 52	\$30,977,115 65
College of Natural Sciences (1801)	\$1,344,178 3	\$305,415 2	\$0 0	\$0 0	\$608,748 1
Computer Science (1873)	\$11,813,867 28	\$5,784,019 15	\$7,192,247 18	\$14,777,560 27	\$17,126,661 36
Mathematics (1874)	\$2,312,811 5	\$1,088,841 11	\$1,173,157 7	\$6,397,108 7	\$4,790,409 21
Physics (1875)	\$4,106,171 6	\$5,208,605 14	\$4,062,503 14	\$2,112,134 11	\$8,682,239 20
Psychology (1876)	\$13,364,178 10	\$11,040,963 14	\$7,572,822 13	\$11,870,929 21	\$22,109,512 24
Statistics (1877)	\$544,990 4	\$7,021,173 9	\$2,049,520 8	\$670,482 2	\$630,932 6
Total	\$73,670,618 165	\$72,863,817 156	\$78,255,038 161	\$92,690,703 176	\$115,622,300 259

*If a department or fiscal year is not listed, there were no proposals submitted for that department and/or fiscal year during the quarter(s) indicated.

Proposals Submitted by Department (\$ and #)*

Fiscal Year (July - June)

Other

	2000	2001	2002	2003	2004
Academic Advancement Center (8100)	\$0 0	\$1,457,030 1	\$0 0	\$0 0	\$0 0
Agricultural Experiment Station (3001)	\$159,120 1	\$0 0	\$35,345 1	\$5,000 1	\$0 0
Asian/Pacific American Student Services (8018)	\$0 0	\$0 0	\$3,000 1	\$2,500 1	\$2,100 1
Center for Educ Access and Outreach (8005)	\$0 0	\$8,500 1	\$7,500 1	\$2,651,396 2	\$8,000 1
Center For Ethnicity Studies (1030)	\$0 0	\$323,987 1	\$0 0	\$0 0	\$0 0
Center for Life Sciences (1031)	\$29,906 2	\$0 0	\$2,194,861 1	\$5,988,791 3	\$0 0
Colorado State Forest Service (5060)	\$0 0	\$0 0	\$0 0	\$0 0	\$1,042,714 4
Colorado Water Resources Research Institute (2033)	\$12,388 1	\$85,281 2	\$503,439 5	\$384,721 5	\$201,395 4
Continuing Education - Administration (1040)	\$0 0	\$106,920 1	\$169,136 1	\$165,588 1	\$0 0
Continuing Education - Denver (1044)	\$0 0	\$0 0	\$0 0	\$0 0	\$160,584 1
Cooperative Extension (4040)	\$1,996,197 7	\$7,807,924 15	\$9,989,681 17	\$902,860 12	\$3,504,264 25
Environmental Health Services (6021)	\$0 0	\$0 0	\$0 0	\$0 0	\$43,000 1
Graduate School (1005)	\$0 0	\$0 0	\$0 0	\$0 0	\$4,366,257 3
Graduate School 2015 (2015)	\$0 0	\$220,000 1	\$0 0	\$2,293,326 2	\$0 0
Hartshorn Health Services (8031)	\$0 0	\$171,947 1	\$0 0	\$119,929 1	\$0 0
International Programs (1024)	\$146,301 3	\$18,829 1	\$799,923 2	\$685,819 9	\$700,732 9
Library (1019)	\$4,991 1	\$0 0	\$7,000 1	\$41,240 1	\$0 0
Native American Student Services (8013)	\$142,865 2	\$0 0	\$0 0	\$0 0	\$0 0
No Department (0000)	\$0 0	\$0 0	\$0 0	\$18,450 1	\$0 0
Plainsman Research Center (3044)	\$0 0	\$0 0	\$0 0	\$0 0	\$23,000 1
Provost/Academic Vice President (1001)	\$5,635 1	\$0 0	\$0 0	\$18,586 1	\$0 0

*If a department or fiscal year is not listed, there were no proposals submitted for that department and/or fiscal year during the quarter(s) indicated.

Proposals Submitted by Department (\$ and #)*

Fiscal Year (July - June)

Other

	2000	2001	2002	2003	2004
San Juan Basin Research Center (3042)	\$0 0	\$0 0	\$63,607 1	\$0 0	\$0 0
San Luis Valley Research Center (3043)	\$0 0	\$160,000 1	\$5,000 1	\$0 0	\$31,500 1
Southwestern Colorado Research Center (3050)	\$0 0	\$0 0	\$149,915 1	\$0 0	\$7,128 1
Student Leadership and Civic Engagement (8040)	\$439,428 1	\$0 0	\$0 0	\$686,158 2	\$0 0
Student Media (8038)	\$0 0	\$0 0	\$0 0	\$43,000 1	\$0 0
University Police (6023)	\$0 0	\$0 0	\$167,815 2	\$267,073 3	\$271,034 2
Vice President for Research and Information Techno (2001)	\$0 0	\$0 0	\$270,000 1	\$0 0	\$3,740,336 5
Western Colorado Research Center (3046)	\$0 0	\$3,251,878 1	\$9,900 1	\$329,896 3	\$191,656 2
Total	\$2,936,831 19	\$13,612,296 26	\$14,376,122 37	\$14,604,333 49	\$14,293,700 61

*If a department or fiscal year is not listed, there were no proposals submitted for that department and/or fiscal year during the quarter(s) indicated.

Proposals Submitted by Department (\$ and #)*

Fiscal Year (July - June)

Vet. Medicine & Biomedical Sciences

	2000	2001	2002	2003	2004
Anatomy and Neurobiology (1670)	\$9,644,413 19	\$8,457,993 13	\$15,963,153 14	\$0 0	\$0 0
Biomedical Sciences (1680)	\$0 0	\$0 0	\$0 0	\$18,567,214 49	\$31,486,984 65
Clinical Sciences (1678)	\$4,679,261 42	\$5,493,337 39	\$11,252,737 54	\$15,293,286 67	\$17,884,734 95
College of Veterinary Medicine (1601)	\$2,529,603 3	\$287,996 3	\$40,020 1	\$0 0	\$99,603 1
Environmental and Radiological Health Sciences (1681)	\$0 0	\$0 0	\$0 0	\$54,197,605 56	\$46,671,804 58
Environmental Health (1676)	\$17,395,001 33	\$20,422,558 31	\$14,739,006 33	\$0 0	\$0 0
Fort Collins - Diag Lab (1644)	\$0 0	\$0 0	\$0 0	\$0 0	\$132,286 1
Microbiology (1677)	\$17,273,227 23	\$13,858,134 28	\$32,188,309 30	\$0 0	\$0 0
Microbiology, Immunology and Pathology (1682)	\$0 0	\$0 0	\$0 0	\$102,658,298 56	\$104,761,245 90
Pathology (1671)	\$11,545,007 24	\$10,613,752 11	\$18,046,480 22	\$0 0	\$0 0
Physiology (1672)	\$12,146,001 20	\$13,672,034 27	\$4,153,088 19	\$0 0	\$0 0
Radiological Health Sciences (1673)	\$10,548,902 20	\$13,698,552 20	\$13,473,424 22	\$0 0	\$0 0
Veterinary Teaching Hospital (1620)	\$0 0	\$0 0	\$0 0	\$69,318 1	\$0 0
Total	\$85,761,415 184	\$86,504,356 172	\$109,856,217 195	\$190,785,721 229	\$201,036,656 310

*If a department or fiscal year is not listed, there were no proposals submitted for that department and/or fiscal year during the quarter(s) indicated.

Research Proposals Submitted and Research Awards Received

Section II

Awards by Fund Source

Awards by College

Awards by Department

Awards By Fund Source

Fiscal Year (July - June)

Fiscal Year(s): 2000, 2001, 2002, 2003, 2004

Quarter(s): 1, 2, 3, 4

Awards Received by Fund Source (\$ and #)

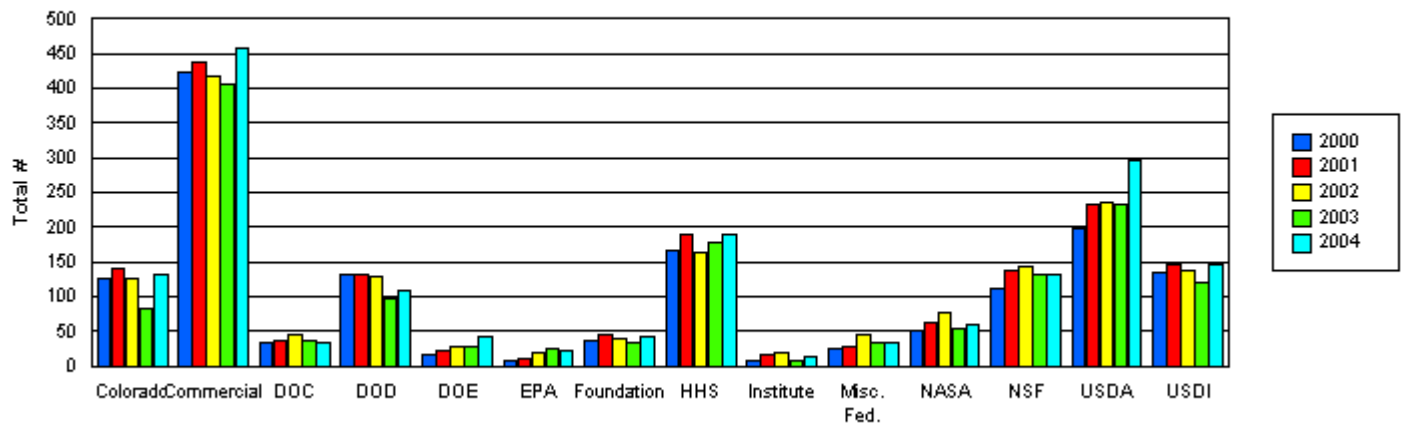
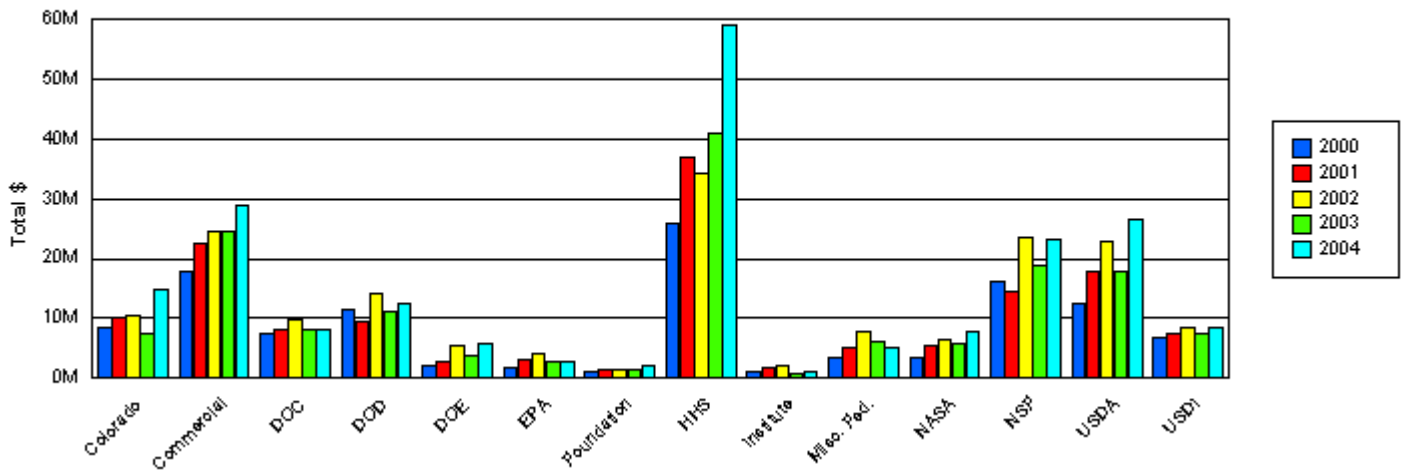
Fiscal Year (July - June)

	2000	2001	2002	2003	2004
Federal	\$91,043,112 877	\$110,588,966 998	\$137,212,296 1,020	\$122,891,029 937	\$159,292,206 1,066
Non Federal	\$28,475,964 595	\$36,031,965 638	\$38,635,552 601	\$33,832,190 529	\$46,713,537 647
Total	\$119,519,076 1,472	\$146,620,931 1,636	\$175,847,848 1,621	\$156,723,219 1,466	\$206,005,743 1,713

	2000	2001	2002	2003	2004
Colorado	\$8,545,436 126	\$10,229,114 141	\$10,548,898 126	\$7,318,456 83	\$14,758,890 133
Commercial	\$17,770,224 423	\$22,452,755 437	\$24,539,759 418	\$24,414,746 405	\$29,021,900 459
DOC	\$7,365,803 33	\$8,242,555 37	\$9,910,691 44	\$8,120,898 38	\$8,057,779 34
DOD	\$11,326,657 133	\$9,518,107 131	\$14,197,183 128	\$11,176,998 96	\$12,344,145 110
DOE	\$2,116,098 16	\$2,743,047 21	\$5,261,544 27	\$3,890,612 29	\$5,915,623 42
EPA	\$1,888,084 7	\$3,115,281 12	\$4,174,770 18	\$2,752,574 24	\$2,860,241 21
Foundation	\$1,042,703 37	\$1,543,526 44	\$1,408,824 39	\$1,490,172 34	\$1,976,335 42
HHS	\$26,007,768 166	\$36,998,335 189	\$34,372,842 164	\$40,914,855 177	\$58,969,281 190
Institute	\$1,117,601 9	\$1,806,570 16	\$2,138,071 18	\$608,816 7	\$956,412 13
Misc. Fed.	\$3,504,360 25	\$4,927,837 28	\$7,823,247 44	\$6,141,817 33	\$5,024,212 35
NASA	\$3,361,405 52	\$5,431,674 63	\$6,411,241 77	\$5,672,483 55	\$7,690,691 59
NSF	\$16,053,126 112	\$14,413,970 139	\$23,564,011 143	\$18,898,584 131	\$23,161,179 133
USDA	\$12,622,963 198	\$17,785,752 233	\$23,030,561 236	\$17,740,605 234	\$26,674,138 297
USDI	\$6,796,848 135	\$7,412,408 145	\$8,466,206 139	\$7,581,603 120	\$8,594,917 145
Total	\$119,519,076 1,472	\$146,620,931 1,636	\$175,847,848 1,621	\$156,723,219 1,466	\$206,005,743 1,713

Awards Received by Fund Source (\$ and #)

Fiscal Year (July - June)



Fiscal Year 2004 (July - June)



Colorado	7.2%
Commercial	14.1%
DOC	3.9%
DOD	6.0%
DOE	2.9%
EPA	1.4%
Foundation	1.0%
HHS	28.6%
Institute	0.5%
Misc. Fed.	2.4%
NASA	3.7%
NSF	11.2%
USDA	12.9%
USDI	4.2%
Total:	100.0%

Awards By College

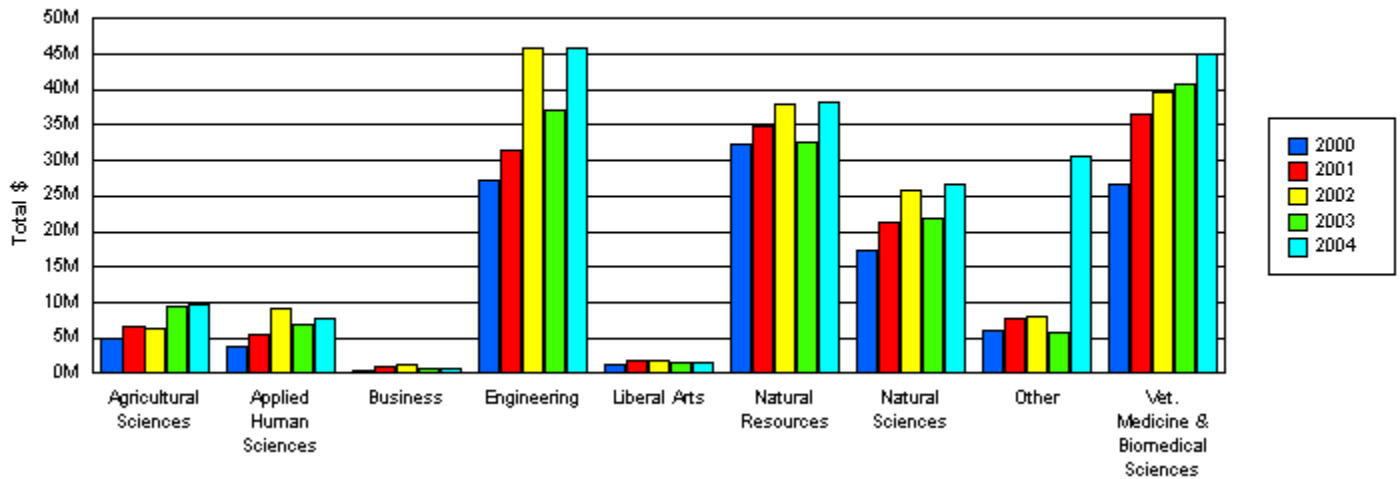
Fiscal Year (July - June)

Fiscal Year(s): 2000, 2001, 2002, 2003, 2004

Quarter(s): 1, 2, 3, 4

Awards Received by College (\$ and #)*
Fiscal Year (July - June)

	2000	2001	2002	2003	2004
Agricultural Sciences	\$4,887,911 128	\$6,615,444 128	\$6,338,882 121	\$9,376,415 161	\$9,717,369 152
Applied Human Sciences	\$3,738,608 51	\$5,476,548 45	\$9,110,517 66	\$6,899,728 50	\$7,620,712 54
Business	\$304,678 4	\$850,988 10	\$1,154,868 9	\$646,153 6	\$655,432 13
Engineering	\$27,118,991 266	\$31,372,602 310	\$45,982,858 347	\$37,014,220 290	\$45,745,198 337
Liberal Arts	\$1,272,249 27	\$1,904,634 28	\$1,941,850 28	\$1,661,358 23	\$1,523,928 36
Natural Resources	\$32,358,572 479	\$34,758,364 523	\$37,890,370 478	\$32,677,734 414	\$38,142,439 522
Natural Sciences	\$17,238,276 168	\$21,402,983 205	\$25,748,237 201	\$21,847,825 183	\$26,783,060 207
Other	\$5,963,124 86	\$7,778,420 100	\$8,119,874 102	\$5,691,998 100	\$30,679,584 114
Vet. Medicine & Biomedical Sciences	\$26,636,667 263	\$36,460,948 287	\$39,560,392 269	\$40,907,788 239	\$45,138,021 278
Total	\$119,519,076 1,472	\$146,620,931 1,636	\$175,847,848 1,621	\$156,723,219 1,466	\$206,005,743 1,713



Awards By Department

Fiscal Year (July - June)

Fiscal Year(s): 2000, 2001, 2002, 2003, 2004

Quarter(s): 1, 2, 3, 4

Awards Received by Department (\$ and #)*

Fiscal Year (July - June)

Agricultural Sciences

	2000	2001	2002	2003	2004
Agricultural and Resource Economics (1172)	\$260,585 12	\$276,085 13	\$244,300 10	\$490,806 17	\$2,106,103 15
Animal Sciences (1171)	\$1,035,586 22	\$1,327,338 23	\$788,196 23	\$805,629 25	\$1,481,180 36
Arkansas Valley Research Ctr (1140)	\$1,000 1	\$0 0	\$0 0	\$0 0	\$0 0
Bioagricultural Sciences and Pest Management (1177)	\$1,104,495 34	\$1,674,252 39	\$2,288,105 45	\$2,913,712 52	\$1,382,837 42
College of Agricultural Sciences (1101)	\$43,303 1	\$45,092 2	\$0 0	\$0 0	\$0 0
Fruita Research Center (1146)	\$5,500 1	\$0 0	\$0 0	\$0 0	\$0 0
Horticulture and Landscape Architecture (1173)	\$186,300 8	\$588,794 14	\$1,912,713 11	\$2,052,215 23	\$1,376,928 16
Intl Agricultural Program (1102)	\$50,313 2	\$0 0	\$0 0	\$0 0	\$0 0
Rogers Mesa Research Center (1148)	\$1,012 1	\$0 0	\$0 0	\$0 0	\$0 0
San Luis Valley Research Ctr (1143)	\$953,422 12	\$0 0	\$0 0	\$0 0	\$0 0
Soil and Crop Sciences (1170)	\$1,202,735 31	\$2,703,883 37	\$1,105,568 32	\$3,114,053 44	\$3,370,321 43
Southwestern Colorado Res Ctr (1150)	\$43,660 3	\$0 0	\$0 0	\$0 0	\$0 0
Total	\$4,887,911 128	\$6,615,444 128	\$6,338,882 121	\$9,376,415 161	\$9,717,369 152

*If a department or fiscal year is not listed, there were no proposals submitted for that department and/or fiscal year during the quarter(s) indicated.

Awards Received by Department (\$ and #)*

Fiscal Year (July - June)

Applied Human Sciences

	2000	2001	2002	2003	2004
College of Applied Human Sciences (1501)	\$8,000 1	\$21,555 3	\$234,470 4	\$624,193 4	\$399,727 1
Construction Management (1584)	\$1,062,802 10	\$968,276 5	\$169,230 7	\$186,519 3	\$111,616 2
Design & Merchandising (1574)	\$40,855 2	\$19,593 1	\$28,000 2	\$0 0	\$0 0
Food Science and Human Nutrition (1571)	\$855,626 13	\$2,545,555 12	\$3,007,391 12	\$2,983,924 12	\$3,779,943 18
Health and Exercise Science (1582)	\$360,448 2	\$397,268 4	\$331,140 2	\$123,798 2	\$475,713 5
Human Development and Family Studies (1570)	\$75,000 1	\$0 0	\$86,124 4	\$151,705 4	\$156,020 5
Occupational Therapy (1573)	\$617,536 7	\$261,852 6	\$1,607,726 11	\$239,760 4	\$288,580 5
School of Education (1588)	\$453,005 8	\$842,726 9	\$3,184,767 18	\$2,105,548 13	\$1,890,075 12
School of Social Work (1586)	\$265,336 7	\$419,723 5	\$461,669 6	\$484,281 8	\$519,038 6
Total	\$3,738,608 51	\$5,476,548 45	\$9,110,517 66	\$6,899,728 50	\$7,620,712 54

*If a department or fiscal year is not listed, there were no proposals submitted for that department and/or fiscal year during the quarter(s) indicated.

Awards Received by Department (\$ and #)*

Fiscal Year (July - June)

Business

	2000	2001	2002	2003	2004
Computer Information Systems (1277)	\$0 0	\$317,000 5	\$399,954 2	\$185,885 2	\$98,575 3
Finance and Real Estate (1272)	\$18,280 1	\$0 0	\$0 0	\$0 0	\$0 0
Institute for Transportation Management (1276)	\$286,398 3	\$525,003 4	\$529,793 6	\$241,087 3	\$363,153 6
Management (1275)	\$0 0	\$8,985 1	\$0 0	\$0 0	\$20,325 2
Marketing (1278)	\$0 0	\$0 0	\$225,121 1	\$219,181 1	\$173,379 2
Total	\$304,678 4	\$850,988 10	\$1,154,868 9	\$646,153 6	\$655,432 13

*If a department or fiscal year is not listed, there were no proposals submitted for that department and/or fiscal year during the quarter(s) indicated.

Awards Received by Department (\$ and #)*

Fiscal Year (July - June)

Engineering

	2000	2001	2002	2003	2004
Atmospheric Science (1371)	\$7,131,463 76	\$7,451,044 86	\$11,387,755 92	\$8,650,890 85	\$12,100,219 100
Chemical Engineering (1370)	\$1,343,643 22	\$2,244,180 20	\$2,675,358 16	\$1,037,246 10	\$1,333,772 11
Civil Engineering (1372)	\$4,720,783 72	\$5,355,050 74	\$8,021,231 82	\$6,854,865 73	\$6,875,606 76
College of Engineering (1301)	\$650,126 3	\$954,434 3	\$650,000 2	\$550,000 2	\$1,446,000 7
Cooperative Institute for Research in the Atmosphe (1375)	\$8,912,177 44	\$9,955,037 51	\$14,370,216 59	\$13,020,495 52	\$13,926,739 50
Electrical and Computer Engineering (1373)	\$2,693,833 28	\$2,590,316 40	\$4,597,601 44	\$3,222,936 28	\$5,568,439 32
Mechanical Engineering (1374)	\$1,666,966 21	\$2,822,541 36	\$4,280,697 52	\$3,677,788 40	\$4,494,423 61
Total	\$27,118,991 266	\$31,372,602 310	\$45,982,858 347	\$37,014,220 290	\$45,745,198 337

*If a department or fiscal year is not listed, there were no proposals submitted for that department and/or fiscal year during the quarter(s) indicated.

Awards Received by Department (\$ and #)*

Fiscal Year (July - June)

Liberal Arts

	2000	2001	2002	2003	2004
Anthropology (1787)	\$13,805 2	\$396,292 4	\$350,618 10	\$280,289 6	\$119,846 8
Art (1770)	\$0 0	\$5,700 2	\$0 0	\$8,150 3	\$6,052 1
Center for App Studies in American Ethnicity (1790)	\$6,499 3	\$0 0	\$0 0	\$0 0	\$0 0
Economics (1771)	\$160,647 5	\$33,919 3	\$158,620 3	\$55,970 4	\$127,000 2
English (1773)	\$37,625 3	\$9,231 2	\$14,725 4	\$25,000 1	\$68,075 8
Foreign Languages and Literatures (1774)	\$2,000 1	\$33,000 1	\$0 0	\$16,000 2	\$10,000 1
History (1776)	\$24,450 2	\$0 0	\$0 0	\$30,000 1	\$35,000 2
Journalism and Technical Communication (1785)	\$705,565 4	\$865,209 8	\$1,239,350 5	\$941,462 3	\$689,581 4
Music, Theatre and Dance (1778)	\$171,658 4	\$171,841 1	\$9,300 3	\$0 0	\$45,025 3
Philosophy (1781)	\$0 0	\$169,717 1	\$0 0	\$0 0	\$0 0
Political Science (1782)	\$0 0	\$8,500 1	\$0 0	\$5,967 1	\$0 0
Sociology (1784)	\$150,000 3	\$206,500 4	\$169,237 3	\$298,520 2	\$423,349 7
Speech Communication (1783)	\$0 0	\$4,725 1	\$0 0	\$0 0	\$0 0
Total	\$1,272,249 27	\$1,904,634 28	\$1,941,850 28	\$1,661,358 23	\$1,523,928 36

*If a department or fiscal year is not listed, there were no proposals submitted for that department and/or fiscal year during the quarter(s) indicated.

Awards Received by Department (\$ and #)*

Fiscal Year (July - June)

Natural Resources

	2000	2001	2002	2003	2004
CEMML (1490)	\$0 0	\$0 0	\$16,026,540 165	\$17,818,665 184	\$18,416,280 194
College of Natural Resources (1401)	\$4,863 3	\$130,007 3	\$0 0	\$0 0	\$0 0
Cooperative Fishery and Wildlife Research (1484)	\$675,134 18	\$1,493,942 25	\$1,182,971 23	\$803,296 19	\$1,119,822 24
Fishery and Wildlife Biology (1474)	\$3,619,767 118	\$3,453,489 126	\$5,591,602 144	\$3,869,960 80	\$3,601,875 126
Forest Rangeland Watershed Stewardship (1472)	\$0 0	\$0 0	\$0 0	\$0 0	\$3,732,744 79
Forest Sciences (1470)	\$15,225,255 208	\$19,012,587 217	\$1,276,666 21	\$1,051,437 24	\$0 0
Geosciences (1482)	\$1,249,469 34	\$1,514,805 37	\$1,186,739 24	\$943,283 22	\$701,746 19
Natural Resource Ecology Laboratory (1499)	\$9,932,700 63	\$8,021,063 73	\$10,810,134 69	\$7,361,810 60	\$9,499,146 61
Natural Resource Recreation and Tourism (1480)	\$345,131 15	\$529,804 19	\$303,721 9	\$218,443 8	\$1,058,451 18
Rangeland Ecosystem Science (1478)	\$1,306,253 20	\$602,667 23	\$1,511,997 23	\$610,840 17	\$12,375 1
Total	\$32,358,572 479	\$34,758,364 523	\$37,890,370 478	\$32,677,734 414	\$38,142,439 522

*If a department or fiscal year is not listed, there were no proposals submitted for that department and/or fiscal year during the quarter(s) indicated.

Awards Received by Department (\$ and #)*

Fiscal Year (July - June)

Natural Sciences

	2000	2001	2002	2003	2004
Biochemistry and Molecular Biology (1870)	\$2,936,696 23	\$3,688,092 34	\$4,772,717 27	\$4,831,215 36	\$4,647,966 31
Biology (1878)	\$1,053,126 19	\$2,277,843 33	\$2,498,312 32	\$1,042,120 23	\$5,633,608 37
Center for Science, Math and Technology Education (1802)	\$152,046 6	\$435,151 8	\$1,517,126 4	\$540,393 3	\$952,206 5
Chemistry (1872)	\$5,993,380 50	\$5,609,050 54	\$7,302,896 50	\$6,287,546 44	\$7,606,414 51
College of Natural Sciences (1801)	\$820,126 3	\$210,105 2	\$52,800 1	\$34,050 1	\$17,600 1
Computer Science (1873)	\$1,324,202 8	\$1,128,464 10	\$1,050,965 13	\$1,285,769 12	\$891,264 11
Mathematics (1874)	\$275,956 5	\$521,627 9	\$605,063 10	\$200,560 5	\$483,792 8
Physics (1875)	\$2,121,619 26	\$1,734,953 23	\$2,332,276 30	\$2,338,884 28	\$2,663,556 36
Psychology (1876)	\$2,225,429 18	\$5,320,184 20	\$3,488,033 17	\$3,966,741 20	\$2,411,597 19
Statistics (1877)	\$335,696 10	\$477,514 12	\$2,128,049 17	\$1,320,547 11	\$1,475,057 8
Total	\$17,238,276 168	\$21,402,983 205	\$25,748,237 201	\$21,847,825 183	\$26,783,060 207

*If a department or fiscal year is not listed, there were no proposals submitted for that department and/or fiscal year during the quarter(s) indicated.

Awards Received by Department (\$ and #)*

Fiscal Year (July - June)

Other

	2000	2001	2002	2003	2004
Academic Advancement Center (8100)	\$262,881 3	\$542,252 2	\$58,360 3	\$346,893 3	\$348,731 2
Academic Computing and Networking Services (2028)	\$261,188 3	\$0 0	\$0 0	\$0 0	\$0 0
Agricultural Experiment Station (3001)	\$252,574 9	\$74,096 6	\$200,075 5	\$286,047 8	\$247,605 4
Arkansas Valley Research Center (3040)	\$0 0	\$1,000 1	\$0 0	\$0 0	\$0 0
Asian/Pacific American Student Services (8018)	\$1,000 1	\$1,200 1	\$2,100 1	\$1,800 1	\$500 1
Center for Advising and Student Achievement (1032)	\$0 0	\$0 0	\$0 0	\$0 0	\$18,586 1
Center for Educ Access and Outreach (8005)	\$415,988 2	\$1,290,114 6	\$905,024 4	\$871,115 3	\$1,339,670 4
Center for Life Sciences (1031)	\$100,000 1	\$398,050 5	\$395,600 5	\$0 0	\$0 0
Colorado State Forest Service (5060)	\$94,552 1	\$278,416 1	\$0 0	\$0 0	\$7,014,358 22
Colorado Water Resources Research Institute (2033)	\$349,422 12	\$125,281 12	\$236,785 12	\$264,607 11	\$129,604 11
Continuing Education - Administration (1040)	\$272,670 2	\$127,450 2	\$106,920 2	\$158,954 2	\$159,082 2
Cooperative Extension (4040)	\$2,739,671 25	\$2,482,221 19	\$1,200,413 26	\$1,649,560 30	\$1,932,938 28
El Centro Student Services (8017)	\$4,000 2	\$1,500 1	\$0 0	\$2,000 1	\$0 0
Environmental Health Services (6021)	\$0 0	\$0 0	\$0 0	\$0 0	\$44,600 1
Graduate School (1005)	\$0 0	\$0 0	\$0 0	\$0 0	\$1,412,521 5
Graduate School 2015 (2015)	\$285,099 5	\$883,927 10	\$657,483 11	\$377,836 2	\$0 0
Housing (8032)	\$2,000 1	\$56,250 2	\$58,000 1	\$0 0	\$1,000 1
International Programs (1024)	\$155,556 6	\$66,614 2	\$135,680 3	\$547,837 9	\$587,501 15
Laboratory Animal Resources (2007)	\$0 0	\$0 0	\$0 0	\$10,000 1	\$0 0
Library (1019)	\$4,991 1	\$0 0	\$0 0	\$7,000 1	\$19,550 2
Lory Student Center (8033)	\$750 1	\$1,500 1	\$4,000 1	\$2,500 1	\$2,000 1
Native American Student Services (8013)	\$2,000 1	\$0 0	\$0 0	\$0 0	\$0 0

*If a department or fiscal year is not listed, there were no proposals submitted for that department and/or fiscal year during the quarter(s) indicated.

Awards Received by Department (\$ and #)*

Fiscal Year (July - June)

Other

	2000	2001	2002	2003	2004
Provost/Academic Vice President (1001)	\$400,000 5	\$1,950 1	\$42,702 2	\$19,403 1	\$0 0
San Luis Valley Research Center (3043)	\$0 0	\$810,960 15	\$874,965 14	\$834,028 17	\$537,227 7
Southwestern Colorado Research Center (3050)	\$0 0	\$67,937 4	\$59,183 2	\$10,000 1	\$4,960 1
Student Leadership and Civic Engagement (8040)	\$0 0	\$133,656 1	\$139,955 1	\$139,957 1	\$0 0
Student Organizations (8036)	\$0 0	\$0 0	\$0 0	\$3,000 1	\$0 0
Talent Search Program (0011)	\$294,026 1	\$300,907 2	\$327,726 2	\$0 0	\$0 0
University Police (6023)	\$62,790 3	\$62,081 2	\$126,262 3	\$68,421 2	\$70,463 1
Vice President for Research and Information Techno (2001)	\$1,966 1	\$1,112 1	\$0 0	\$0 0	\$16,789,906 3
Western Colorado Research Center (3046)	\$0 0	\$69,946 3	\$2,588,641 4	\$91,040 4	\$18,782 2
Total	\$5,963,124 86	\$7,778,420 100	\$8,119,874 102	\$5,691,998 100	\$30,679,584 114

*If a department or fiscal year is not listed, there were no proposals submitted for that department and/or fiscal year during the quarter(s) indicated.

Awards Received by Department (\$ and #)*

Fiscal Year (July - June)

Vet. Medicine & Biomedical Sciences

	2000	2001	2002	2003	2004
Anatomy and Neurobiology (1670)	\$2,579,761 30	\$4,174,113 30	\$4,364,280 25	\$0 0	\$0 0
Biomedical Sciences (1680)	\$0 0	\$0 0	\$0 0	\$10,523,043 53	\$8,385,224 55
Clinical Sciences (1678)	\$2,646,196 64	\$2,490,585 59	\$4,658,304 67	\$3,445,874 49	\$5,360,615 70
College of Veterinary Medicine (1601)	\$1,208,099 3	\$2,342,390 3	\$2,185,000 3	\$0 0	\$0 0
Environmental and Radiological Health Sciences (1681)	\$0 0	\$0 0	\$0 0	\$10,332,344 62	\$11,009,071 62
Environmental Health (1676)	\$4,678,259 41	\$6,849,658 45	\$6,255,420 41	\$0 0	\$0 0
Microbiology (1677)	\$7,415,447 52	\$11,463,351 58	\$9,039,461 50	\$0 0	\$0 0
Microbiology, Immunology and Pathology (1682)	\$0 0	\$0 0	\$0 0	\$16,606,527 75	\$20,383,111 91
Pathology (1671)	\$3,417,167 31	\$4,210,098 39	\$4,381,008 29	\$0 0	\$0 0
Physiology (1672)	\$2,543,927 25	\$3,331,158 34	\$4,796,181 25	\$0 0	\$0 0
Radiological Health Sciences (1673)	\$2,147,811 17	\$1,599,595 19	\$3,880,738 29	\$0 0	\$0 0
Total	\$26,636,667 263	\$36,460,948 287	\$39,560,392 269	\$40,907,788 239	\$45,138,021 278

*If a department or fiscal year is not listed, there were no proposals submitted for that department and/or fiscal year during the quarter(s) indicated.

Research Proposals Submitted and Research Awards Received

Section III

Facilities and Administrative (F&A) Recoveries

Colorado State University
Vice President for Research Information Technologies
Facilities and Administrative Cost Recoveries by Month and Year to Date
June 2004

	Prior Fiscal Year		Current Fiscal Year	
	Month to Date	Year to Date	Month to Date	Year to Date
Agricultural Sciences	143,217	897,115	139,151	1,184,179
Business	46,772	255,746	26,160	280,107
Engineering	1,024,268	8,238,455	1,114,463	8,874,184
Natural Resources	647,696	5,114,777	594,500	5,280,367
Applied Human Sciences	103,647	952,307	115,933	998,403
Vet. Medicine & Biomedical Scie	1,057,187	9,146,786	1,236,620	10,415,515
Liberal Arts	29,947	219,768	33,664	181,759
Natural Sciences	715,268	5,101,611	782,804	5,749,441
VP Student Affairs	6,136	63,595	4,977	43,253
Extension	19,893	186,345	25,450	254,488
Other	18,825	115,543	161,320	969,489
<i>Grand Total</i>	3,812,855	30,292,047	4,235,041	34,231,186

Colorado State University
Sponsored Programs
Facilities and Administrative Cost Recoveries by
Month and Year to Date
June 2004

Agricultural Sciences

Department Name	Prior Fiscal Year		Current Fiscal Year	
	Month to Date	Year to Date	Month to Date	Year to Date
Dean Of Agricultural Sciences	0	1,147	0	0
Soil & Crop Sciences	39,619	269,289	45,729	337,742
Animal Sciences	12,272	67,674	21,988	137,401
Agric & Resource Economics	3,931	22,319	6,319	28,639
Horticulture & Landscape Arch	37,298	226,151	44,404	400,632
Bioagriculturl Sci & Pest Mgmt	50,097	310,535	20,711	279,765
College Totals:	<i>143,217</i>	<i>897,115</i>	<i>139,151</i>	<i>1,184,179</i>

**Colorado State University
Sponsored Programs
Facilities and Administrative Cost Recoveries by
Month and Year to Date
June 2004**

Business

Department Name	Prior Fiscal Year		Current Fiscal Year	
	Month to Date	Year to Date	Month to Date	Year to Date
Dean Of Business	0	0	0	47
Management	0	0	0	7
Inst For Transportation Mgt	18,969	64,739	1,742	110,405
Computer Information Systems	12,292	55,481	12,992	50,645
Marketing	15,512	135,526	11,426	119,003
College Totals:	<i>46,772</i>	<i>255,746</i>	<i>26,160</i>	<i>280,107</i>

**Colorado State University
Sponsored Programs
Facilities and Administrative Cost Recoveries by
Month and Year to Date
June 2004**

Engineering

Department Name	Prior Fiscal Year		Current Fiscal Year	
	Month to Date	Year to Date	Month to Date	Year to Date
Mechanical Engineering	107,528	787,256	128,846	784,693
CIRA	197,296	2,271,613	205,333	2,310,514
Electrical & Computer Engineering	93,284	646,546	181,405	899,736
Civil Engineering	212,681	1,279,925	154,315	1,199,315
Chemical & Biores Engineering	48,537	350,908	46,583	304,660
Dean Of Engineering	5,368	60,588	-488	53,460
Atmospheric Science	359,574	2,841,619	398,469	3,321,805
College Totals:	<i>1,024,268</i>	<i>8,238,455</i>	<i>1,114,463</i>	<i>8,874,184</i>

Colorado State University
Sponsored Programs
Facilities and Administrative Cost Recoveries by
Month and Year to Date
June 2004

Natural Resources

Department Name	Prior Fiscal Year		Current Fiscal Year	
	Month to Date	Year to Date	Month to Date	Year to Date
Nat Res Recreation & Tourism	5,396	26,456	7,650	41,285
Natural Resource Ecology Lab	181,351	1,673,212	140,036	1,431,594
CEMML	318,143	2,294,144	290,663	2,598,681
Dean Of Natural Resources	13	2,990	0	215
Earth Resources	30,554	232,029	22,687	156,105
Rangeland Ecosystem Science	15,626	67,689	-952	4,444
Fish & Wildlife Biology	74,468	608,440	122,154	731,879
Forest Rangeland Watershed Steward	0	0	25,684	191,050
Forest Sciences	9,605	165,576	8,177	62,997
Coop Fish & Wildlife Research	12,542	44,242	-21,598	62,117
College Totals:	647,696	5,114,777	594,500	5,280,367

Colorado State University
Sponsored Programs
Facilities and Administrative Cost Recoveries by
Month and Year to Date
June 2004

Applied Human Sciences

Department Name	Prior Fiscal Year		Current Fiscal Year	
	Month to Date	Year to Date	Month to Date	Year to Date
School Of Education	31,660	365,822	48,392	395,996
Exercise & Sport Science	5,196	14,301	2,394	30,237
Dean Of Applied Human Sciences	8,203	60,137	4,526	59,409
Human Dev & Family Studies	5,253	20,303	3,788	38,650
Food Science & Human Nutrition	20,177	194,453	27,762	253,010
Design, Merch & Consumer Sci	185	362	0	975
Mfg Tech & Constr Mgmt	7,019	68,052	2,164	20,509
Social Work	11,823	98,182	13,713	76,055
Occupational Therapy	14,130	130,695	13,196	123,562
College Totals:	<i>103,647</i>	<i>952,307</i>	<i>115,933</i>	<i>998,403</i>

**Colorado State University
Sponsored Programs
Facilities and Administrative Cost Recoveries by
Month and Year to Date
June 2004**

Vet. Medicine & Biomedical Sciences

Department Name	Prior Fiscal Year		Current Fiscal Year	
	Month to Date	Year to Date	Month to Date	Year to Date
Environmental Health	3,010	25,057	3,264	35,487
Microbiology	1,236	14,838	16	1,141
Clinical Sciences	125,895	1,126,419	124,236	990,357
Biomedical Sciences	280,381	2,231,625	298,163	2,602,951
Radiological Health Sciences	2,321	18,443	587	16,702
Env & Rad Health Sci	257,478	2,080,320	319,349	2,240,906
Micro, Imuno & Path	386,866	3,650,085	491,005	4,527,971
College Totals:	<i>1,057,187</i>	<i>9,146,786</i>	<i>1,236,620</i>	<i>10,415,515</i>

**Colorado State University
Sponsored Programs
Facilities and Administrative Cost Recoveries by
Month and Year to Date
June 2004**

Liberal Arts

Department Name	Prior Fiscal Year		Current Fiscal Year	
	Month to Date	Year to Date	Month to Date	Year to Date
Foreign Languages & Literature	0	9	0	0
Ctr Applied Stu Amer Ethnicity	0	0	133	198
Anthropology	5,457	44,086	6,402	25,532
Journalism & Technical Comm	14,268	118,907	18,650	102,031
Sociology	5,601	39,758	6,898	44,455
Speech Communication	0	0	0	26
Philosophy	1,020	1,140	0	323
History	680	2,789	189	1,691
English	0	60	99	717
Economics	2,922	12,995	889	5,792
Art	0	38	0	0
Music, Theatre & Dance	0	-14	405	995
College Totals:	29,947	219,768	33,664	181,759

Colorado State University
Sponsored Programs
Facilities and Administrative Cost Recoveries by
Month and Year to Date
June 2004

Natural Sciences

Department Name	Prior Fiscal Year		Current Fiscal Year	
	Month to Date	Year to Date	Month to Date	Year to Date
Mathematics	29,128	76,943	18,754	127,041
Center For Sci, Math & Tech Ed	16,635	80,171	16,655	107,414
Psychology	116,036	973,615	19,636	924,821
Statistics	42,799	204,228	46,330	200,754
Physics	70,254	464,182	79,637	514,234
Biology	55,990	448,344	112,755	675,437
Biochemistry & Molecular Bio	93,750	1,034,574	140,327	1,128,496
Dean Of Natural Sciences	1,554	12,163	0	3,329
Computer Science	55,231	211,155	69,019	339,064
Chemistry	233,889	1,596,237	279,692	1,728,851
College Totals:	715,268	5,101,611	782,804	5,749,441

**Colorado State University
Sponsored Programs
Facilities and Administrative Cost Recoveries by
Month and Year to Date
June 2004**

VP Student Affairs

Department Name	Prior Fiscal Year		Current Fiscal Year	
	Month to Date	Year to Date	Month to Date	Year to Date
Center Educ Access & Outreach	3,927	35,868	4,771	35,201
University Health Services	1,602	20,322	0	4,664
Housing	405	3,546	0	1,475
Community Services Of Csu	200	3,784	205	1,912
Academic Advancement Center	0	75	0	0
College Totals:	6,136	63,595	4,977	43,253

**Colorado State University
Sponsored Programs
Facilities and Administrative Cost Recoveries by
Month and Year to Date
June 2004**

Extension

Department Name	Prior Fiscal Year		Current Fiscal Year	
	Month to Date	Year to Date	Month to Date	Year to Date
Cooperative Extension	19,893	186,345	25,450	254,488
College Totals:	<i>19,893</i>	<i>186,345</i>	<i>25,450</i>	<i>254,488</i>

**Colorado State University
Sponsored Programs
Facilities and Administrative Cost Recoveries by
Month and Year to Date
June 2004**

Other

Department Name	Prior Fiscal Year		Current Fiscal Year	
	Month to Date	Year to Date	Month to Date	Year to Date
Graduate School	0	0	-3,049	24,655
International Programs	8,044	48,068	6,689	49,725
Honors Program	0	0	25	25
Hughes Un Bio-Ctr Life Science	14	75	0	74
Western Colorado Research Ctr	7,265	39,433	1,131	15,852
Colo Water Resources Res Inst	963	5,673	306	5,494
Graduate School	2,103	17,855	0	0
Laboratory Animal Resources	0	2,929	0	0
V P Research & Info Technology	0	0	14,562	14,564
Colorado State Forest Service	0	0	141,418	857,108
Southwestern Colorado Res Ctr	436	1,510	238	1,991
College Totals:	<i>18,825</i>	<i>115,543</i>	<i>161,320</i>	<i>969,489</i>