

NoCo Bloom

SEPTEMBER 2022



LARIMER COUNTY
COLORADO STATE UNIVERSITY
EXTENSION



THE GARDENS
ON SPRING CREEK



City of
Fort Collins


THE FRUGAL GARDENER

LOCAL
RESOURCES

MORE MONEY MEANS
BUYING MORE PLANTS!

DIY
PROPAGATION

 **Dr. Mengmeng Gu**
HLA Department Head
Colorado State University


 **Dr. Alison O'Connor**
Horticulture Extension Agent
CSU Extension in Larimer County

 **Michelle Provaznik**
Executive Director
The Gardens on Spring Creek

 **Amanda Sammartino**
Editor, NoCo Bloom

 **Madeline Bechtel**
Graphic Designer
City of Fort Collins



COLORADO STATE UNIVERSITY
Horticulture and Landscape Architecture
301 University Ave., Fort Collins, CO 80523-1173
Bldg. Shepardson 111
970-491-7019 | hortla.agsci.colostate.edu 



CSU EXTENSION IN LARIMER COUNTY
1525 Blue Spruce Dr., Fort Collins, CO 80524-2004
970-498-6000 | larimerextension.org 



**THE GARDENS ON SPRING CREEK
CITY OF FORT COLLINS**
2145 Centre Ave., Fort Collins, CO 80526
970-416-2486 | fcgov.com/gardens 

NoCo Bloom

PLEASE NOTE: If you are a gardener living in Weld County and needing help, visit www.WeldMasterGardeners.org or email the Weld Garden Help Desk directly at weldmastergardeners@outlook.com.



“ The most noteworthy thing about gardeners is that they are always optimistic, always enterprising, and never satisfied. They always look forward to doing something better than they have ever done before. ”
- Vita Sackville-West, English author and garden designer

We've all been there – on our fourth trip back to the garden center or home improvement store to pick up two more bags of mulch, a few more annuals or another stepping stone. The receipts add up and before you know it, a weekend project blew through your annual landscape budget. And that doesn't even count what you've spent on houseplants...

In this final issue of NoCo Bloom for the 2022 growing season, we've shared our best tips and tricks for saving money in the garden. By connecting readers to programs and resources, we hope that you can spend the winter months planning how to execute – and afford – the home garden of your dreams.

We look forward to serving you again next year. If you have any preferred topics you'd like to see highlighted, please contact our editor at gardens@fcgov.com.

LAWN CONVERSIONS:

ARE THEY WORTH IT?

I receive a lot of questions about lawn conversions – changing from bluegrass to buffalograss or clover or “something native” or “something that needs less water” or “something that’s pollinator-friendly” or the ever popular “anything besides bluegrass.” We’re often asked by individual home gardeners or HOAs contemplating lawn conversion: Will it be worth it? If the goal of conversion is to reduce water costs, it would depend on how much the turf is currently being irrigated, the current cost of water, how much the converted turf will be irrigated following the conversion and how much is spent doing the conversion (seed or plugs, soil prep, labor, weed control, etc.).

Conversion to buffalograss or blue grama will require a lot of water during the conversion year. After conversion, water can be applied as little as once monthly to keep it green – or not at all. The cost of conversion may be recouped over only a few years if your water is expensive but could take many years if your water is inexpensive and / or you water enough to keep the buffalograss green all summer (buffalograss WILL turn brown / go dormant in most summers if not irrigated).

If you desire a pollinator lawn or landscape dedicated to native plants and the cost of doing the conversion is not a concern, then it will be “worth it” from the perspective of personal satisfaction. If your plan is to stay in your home and enjoy your native landscape for the long-term, it’s a worthwhile investment. But if you are planning to move within a few years, a buffalograss or pollinator lawn is likely to be regarded by many potential homebuyers as weedy, unattractive, or difficult to maintain – no matter how much you try to convince them that it’s better than the neighboring beautiful bluegrass lawns. Just as that backyard pool or exotic new kitchen tile you installed and love can be viewed by potential buyers as expensive to maintain or something that will need to be changed, selling a home with a “native lawn” will likely require finding a like-minded, native plant lover who also likes your home.

Just like any home renovation project, lawn conversion to “something else” can be worth it – if done correctly and for the right reasons. Do your homework before starting!



by Tony Koski,
Extension Turf Specialist,
Colorado State University



A Fort Collins lawn that was converted to buffalograss and is never watered, fertilized or mowed.

PLEASE NOTE:

Many events are subject to change due to the COVID-19 pandemic. Please check with each organization to ensure event details have not changed.

Please check with each organization to ensure event details have not changed.

COMMUNITY WIDE RESOURCES

Grow and Give Program - Grow Food & Share The Harvest
Colorado State University Extension, growgive.extension.colostate.edu (includes vegetable growing tips)

Larimer County Colorado Master Gardener Q&A Booth at the Extension Office
Every Wednesday, to October 19, 1525 Blue Spruce Drive, Fort Collins, 10:00am - 1:00pm, Free, 970-498-6000, larimerextension.org

Larimer County Colorado Master Gardener Q&A Booth at the Larimer County Farmers' Market
Every Saturday, to October 29, 200 W. Oak Street, Fort Collins, 9:00am - 1:00pm, Free, 970-498-6000, larimerextension.org

Master Gardener Q&A Booth at Greeley Farmers' Market
Every Saturday until October 29th, Union Pacific Depot, 902 7th Ave., Greeley, 8:00am - 12:00pm, Free, greeleygov.com/activities/fm

Master Gardener Q&A Booth at Milliken Market Day
Every third Saturday until October 15th, Union Pacific Depot, 1109 Broad St., Milliken, 2:00pm - 6:00pm, Free, millikenevents.com/milliken-market-day

Weld County Master Gardeners Help Desk
Every Monday, Wednesday and Friday, 9:00am - 1:00pm until October 31st, 525 N 15th Ave., Greeley, 9:00am - 1:00pm, Free, weldmastergardeners@outlook.com, 970-400-2089, WeldMasterGardeners.org

COMMUNITY WIDE EDUCATION

September 14 » **Fruit Trees for the Front Range**
Extension Gardening Webinars via Zoom, 12:00pm - 1:00pm, Free, registration required, csuhort.blogspot.com: "CSU Extension Gardening Webinars"

October 12 » **Great Plants for Fall Color**
Extension Gardening Webinars via Zoom, 12:00pm - 1:00pm, Free, registration required, csuhort.blogspot.com: "CSU Extension Gardening Webinars"

November 9 » **A Gardening Year-in-Review**
Extension Gardening Webinars via Zoom, 12:00pm - 1:00pm, Free, registration required, csuhort.blogspot.com: "CSU Extension Gardening Webinars"

(CONTINUED ON PAGE 4)

events 'n classes

December 14 » **Evergreens for the Colorado Landscape**
Extension Gardening Webinars via Zoom, 12:00 pm - 1:00 pm, Free, registration required, csuhort.blogspot.com: "CSU Extension Gardening Webinars"

FORT COLLINS

September 13 » **Garden to Fork Tomatoes: Sweet and Savory**
Gardens on Spring Creek, 2145 Centre Ave, 5:30pm - 8:00pm, \$75, in person, fcgov.com/gardens/adult-classes

September 14 » **Bonnie & Taylor Sims Band with Clay Rose Concert**
Fort Collins Nursery, 2121 E. Mulberry St., 6:30pm - 8:30pm, \$22 Adv/\$27 Door/ Kids 12 & Under Free, fortcollinsnursery.com

September 14 » **Dehydrating Foods, Leathers and Jerkies**
CSU Extension Food Preservation Workshops, 6:00pm - 8:00pm, \$15, Registration Required, larimerextension.org

September 17 » **Apple a Day Health Fair**
Larimer County Farmers Market, 200 W. Oak St., 9:00am - 1:00pm, Free admission, larimercountyfm.org

September 20 » **Garden to Fork: Rich and Robust Roots**
Gardens on Spring Creek, 2145 Centre Ave, 5:30pm - 8:00pm, \$75, in person, fcgov.com/gardens/adult-classes

September 24 » **Ag Day at The Market**
Larimer County Farmers Market, 200 W. Oak St., 9:00am - 1:00pm, Free admission, larimercountyfm.org

September 24 » **Photography: Capturing the Colors of Fall**
Gardens on Spring Creek, 2145 Centre Ave., 1:30pm - 3:30pm, \$20, in person, fcgov.com/gardens/adult-classes

September 24 » **Poetry in The Gardens: Reading and Writing Robert Frost**
Gardens on Spring Creek, 2145 Centre Ave., 9:30am - 12:30pm, \$40, in person, fcgov.com/gardens/adult-classes

September 27 » **Garden to Fork Brassicas: Brilliant and Bright**
Gardens on Spring Creek, 2145 Centre Ave, 5:30pm - 8:00pm, \$75, in person, fcgov.com/gardens/adult-classes

September 28 » **Pickling Vegetables**
CSU Extension Food Preservation Workshops, 6:00pm - 8:30pm, \$25, Registration Required, larimerextension.org

October 1 » **Forest Bathing**
Gardens on Spring Creek, 2145 Centre Ave., 1:00pm - 3:00pm, \$18, in person, fcgov.com/gardens/adult-classes

October 1 » **Northern Colorado Bonsai Show**
Gardens on Spring Creek, 2145 Centre Ave., 10:00am - 5:00pm, Included in Admission, fcgov.com/gardens/adult-classes

October 5 » **Pressure Canning**
CSU Extension Food Preservation Workshops, 6:00pm - 8:30pm, \$25, Registration Required, larimerextension.org

(CONTINUED ON PAGE 5)

4 | NoCo Bloom

CLEARANCE RACKS

Take a moment to imagine a favorite plant nursery: breathe in the smell of wet potting soil, ogle at the rainbow array of *Heuchera*, feel the giddy joy of horticultural immersion. Now walk to that place where dreams become reality at a fraction of the cost: **the clearance rack**. A friend to some, a foe to many, clearance racks have been known to cause haphazard planting sprees on Sunday afternoons originally planned for rest. Before stuffing a random hodge-podge of catmint and daylilies in every corner of the yard, develop a clearance rack plan.

PERFORM A GAP ANALYSIS.

Write a list of gaps in the landscape, large and small. List areas such as empty pots on the patio, a replacement for a tired burning bush, the boring space between two driveways.

DEVELOP "GARDEN GAP CRITERIA."

For each garden gap, list the criteria required to live harmoniously in that area and with adjacent plants. Jot down:

- Sun/shade requirement
- Water requirements (*To avoid underwatering some plants and wasting water on others, discount plant or not, always group plants with a similar water requirement*)
- Desired bloom time and color of new plants

Before putting plants in the cart, refer to the "garden gap criteria" to determine if and where spots exist for those plants.



by Katie Collins,
Water Conservation
Coordinator,
Fort Collins Utilities

FULLY (RE)EVALUTE WATER REQUIREMENTS.

Upon developing "garden gap criteria," take the opportunity to evaluate the watering frequency of the garden areas being inventoried. Take a pause if a perennial bed full of moderate water-use plants is identified as being "watered every other day." Regardless of the plant water requirement, "every other day" watering is most likely unnecessary in clay soils. Continue to water deeply at each irrigation event but remove one day from the irrigation schedule. By acclimating these moderate water users to a less frequent schedule slowly over time, they'll look just as good with less wasted water.

When it comes to clearance racks, you can't always get what you want, but with criteria in hand, you'll likely find what you need. Discount plants are everywhere but don't last long; that disheveled *Brunnera* from Monday is not going to wait around. Start planning!





MAKE THE MOST OF YOUR GARDEN WASTE WITH COMPOSTING

Each year, those of us growing veggies plant, tend and harvest our crop, typically removing plant material from the garden at year's end. As this plant material leaves our garden beds, so do the nutrients such plants have mined from the soil. As a result, periodic reintroduction of nutrients can be a crucial practice for maintaining garden productivity.

For the home gardener, composting can be one of the most practical and economical ways to close this loop. Not only does it provide a means by which one can re-route garden debris from the landfill and back into their soils, but it also provides a similar opportunity with kitchen scraps. Additionally, composts provide organic matter to soils, feeding beneficial soil biology and increasing drought resistance in soils.

Composting can be carried out in a diversity of complexity levels, but at home add-as-you-go composting is most practical. Add kitchen scraps (avoiding fatty and animal products) in a volume equal to dried garden items, like browned leaves. Green items from the garden can be used in a one-to-one ratio with brown, carbon-rich items. Do not attempt to compost perennial weeds, weeds with seeds or plants with pests or pathogens at home, since home compost piles rarely achieve and sustain the heat needed to

kill such would-be garden problems. Keep the pile watered as needed to maintain a moisture level comparable to that of a wrung-out sponge – a black, self-contained tumbler style composter can be a big help for this in our arid climate.

When using compost in the garden, remember that less is generally more. This is because all compost contains salts that can bind to our soils and reduce plant vigor. So, stick to an application that is one to two inches deep and mulch over or till the application in as soon as possible to minimize nutrient losses, which can pollute surface water.

While composting won't eliminate the need for nitrogen inputs like blood meal or corn gluten, it provides gardeners with a great tool - one that serves the dual purpose of transforming a waste product into a tool to maintain soil fertility. It isn't subject to inflation and can be created and applied free of charge. Use it responsibly to maximize its benefits!



by Bryan Fischer, Curator and Horticulturist, Gardens on Spring Creek

events 'n classes

- October 8 » **Giant Pumpkin Weigh-Off**
Fort Collins Nursery, 2121 E. Mulberry St., 10:00am - 3:00pm, Free Event, fortcollinsnursery.com
- October 8 » **Hispanic Heritage Month Celebration**
Larimer County Farmers Market, 200 W. Oak St., 9:00am - 1:00pm, Free admission, larimercountyfm.org
- October 8 » **Watercolor Journaling: Fall Gardens**
Gardens on Spring Creek, 2145 Centre Ave, 9:30am - 12:30pm, \$60, in person, fcgov.com/gardens/adult-classes
- October 15 » **CSU Homecoming at The Market**
Larimer County Farmers Market, 200 W. Oak St., 9:00am - 1:00pm, Free admission, larimercountyfm.org
- October 15 » **Inner Awakening Workshop**
Gardens on Spring Creek, 2145 Centre Ave., 9:30am - 12:00pm, \$45, in person, fcgov.com/gardens/adult-classes
- October 15 » **Poetry in The Gardens: Dreaming in Poems**
Gardens on Spring Creek, 2145 Centre Ave., 9:30am - 12:30pm, \$40, in person, fcgov.com/gardens/adult-classes
- October 19 » **Sauerkraut and Fermented Vegetables**
CSU Extension Food Preservation Workshops, 6:00pm - 8:30pm, \$25, Registration Required, larimerextension.org
- October 29 » **Fall Festival**
Larimer County Farmers Market, 200 W. Oak St., 9:00am - 1:00pm, Free admission, larimercountyfm.org
- November 12 » **Watercolor Journaling: Holiday Inspiration**
Gardens on Spring Creek, 2145 Centre Ave, 9:30am - 12:30pm, \$60, in person, fcgov.com/gardens/adult-classes
- November 19 » **DIY Macrame Plant Hangers**
Gardens on Spring Creek, 2145 Centre Ave., 1:00pm - 3:30pm, \$45, in person, fcgov.com/gardens/adult-classes
- November 19 » **November 23, Holiday Hoopla Sale**
Fort Collins Nursery, 2121 E. Mulberry St., November 19, and November 21-23: 9:00am - 5:00pm, November 20: 10:00am - 5:00pm, Free Event, fortcollinsnursery.com
- November 19 » **Rain Gardens**
Gardens on Spring Creek, 2145 Centre Ave., 10:30am - 12:30pm, \$18 in person or \$10 virtual, fcgov.com/gardens/adult-classes
- December 3, **Holiday Wreath Making**
Gardens on Spring Creek, 2145 Centre Ave., 10:30am - 12:30pm, \$35, in person, fcgov.com/gardens/adult-classes
- December 3 » **Holiday Wreath Making**
Gardens on Spring Creek, 2145 Centre Ave., 1:30pm - 3:30pm, \$35, in person, fcgov.com/gardens/adult-classes

(CONTINUED ON PAGE 8)

SAVING MONEY

means buying

MORE PLANTS



Thrift shops are filled with nontraditional plant containers, especially in the kitchen department. Use a masonry bit and a dose of patience to drill drainage holes in the bottom of ramekins, serving bowls and other ceramic items. There's some risk involved to the container so avoid buying expensive items that you'd hate to lose during the drilling process. Similarly, metal items can become homes for plants. I have some five-gallon olive oil containers, thoroughly rusted with just a bit of pattern left from the original labels, with drainage holes provided by an old triangular punch can opener.



Let's not overlook your brain! Half the battle in gardening is having some level of horticultural knowledge (the other half is up to Mother Nature). Volunteering at a botanic garden lets you work alongside trained horticulturists which gives you opportunities to ask questions. At the very least, you'll learn your weeds, but it's likely you'll also learn some desirable plant identification or how the weather is affecting this year's garden. Volunteering regularly allows you to not only learn specific plants but also how to maintain them. For example, while volunteering at the Gardens on Spring Creek, I learned that penstemons can bloom themselves to death so we deadhead the plants leaving one stalk for seed production so the plant can persist in the seed bank. (Thank you, Bryan Fischer, Curator!)

More free educational opportunities can be found via Colorado State University Extension. A snowy day with a cup of tea and their Co-Horts blog site, is a great way to spend time preparing for the next garden season. Check it out at <https://csuhort.blogspot.com>. There, you can sign up for upcoming gardening webinars, see videos about conifer ID and learn about the very best tomato cultivars for Colorado gardens – and that's just scratching the surface. You'll need a lot of snowy days to work your way through all the information there.

There's an element of addiction running through the veins of avid gardeners. The last thing we want is a lack of money to keep us from buying all the latest and greatest offerings at the garden center. By finding ways to cut costs, we can ultimately have more money to buy more plants!

The good news is, gardeners tend to be generous sorts, meaning plant swaps and sharing divisions with friends are common activities. To use what you already have to gain something new, keep a running list throughout the growing season of those plants that are exceeding their bounds. Come spring, you'll be ready to dig up divisions when they're one to two inches tall. Take them to an area plant swap or set up one in your neighborhood. You'll come home with interesting plants and meet some like-minded people in the process. If you decide to pick up houseplants this way, be sure to inspect for insects and quarantine the plants to be sure they're insect-free before putting them near your prized fiddleleaf fig.



Sites like Facebook Marketplace and Craigslist are another resource for garden items. When someone wraps up a landscape project like a flagstone patio, they sometimes want the leftover stones to go away quickly, so they're often free for the taking. Garden furniture, flowerpots and even plants abound. Again, inspect newly adopted plants for insect pests and be slightly skeptical about their identification. Sellers don't always know exactly what they're selling, and some will even claim to have something rare that is not. These sites work best for less expensive items like flats of tomato seedlings. Buyer beware while also keeping an eye out for great bargains.



by Bev Shaw, Colorado State University Extension Master Gardener in Larimer County

Armed with your free or frugal containers, plants and education, your plant budget now allows you to buy even more plants! Happy shopping!



events 'n classes

GREELEY

September 15 » **Putting the Garden to Bed**

Centennial Library, 2227 23rd Ave., 12:00pm - 1:00pm, Free, in person, mylibrary.evanced.info/signup

September 19, September 26, and October 3 » **Gardening Series, Presented by Colorado Master Gardeners**

AIMS Greeley Campus, 5401 W 20th St., 9:00am - 12:00pm, \$49 each session, 3 for \$109, aims.edu/programs/continuing-education

LOVELAND

Ongoing Online Native Plant Sale

High Plains Environmental Center, 2698 Bluestem Willow Dr., high-plains-environmental-center.square.site

September 21 » **Gardening with Colorado Native Plants**

Loveland Garden Club (affiliated with the Colorado Federation of Garden Clubs, Inc), All Saint's Episcopal Church, Ford Hall, 3448 N Taft Ave., 10:00am - 12:00pm, Free guest admission, Lovelandgardenclub.com

September 24 » **Loveland Youth Gardeners Harvest Fest**

Loveland Youth Gardeners, 2500 E 1st St., 10:00am - 1:00pm, Free admission, lovelandyouthgardeners.org/harvest-fall-fest

October 19 » **Monthly meeting - see website for topic**

Loveland Garden Club (affiliated with the Colorado Federation of Garden Clubs, Inc), All Saint's Episcopal Church, Ford Hall, 3448 N Taft Ave., 10:00am - 12:00pm, Free guest admission, Lovelandgardenclub.com

November 16 » **Monthly meeting - see website for topic**

Loveland Garden Club (affiliated with the Colorado Federation of Garden Clubs, Inc), All Saint's Episcopal Church, Ford Hall, 3448 N Taft Ave., 10:00am - 12:00pm, Free guest admission, Lovelandgardenclub.com

December 21 » **Holiday Potluck:** Bring a dish to share and a wrapped garden-related gift of \$10 or less to exchange

Loveland Garden Club (affiliated with the Colorado Federation of Garden Clubs, Inc), All Saint's Episcopal Church, Ford Hall, 3448 N Taft Ave., 10:00am - 12:00pm, Free guest admission, Lovelandgardenclub.com

WINDSOR

September 21 » **Seed Gathering and Fall Planting**

Treasure Island Demonstration Garden, West of County Rd.17, on Lakulake Rd., 10:00am - 11:00am, Free, open to the public, in person, recreationliveshere.com



Compiled by Kathleen Atkins, CSU Extension Master Gardener. Event information is welcome at nocobloomevents@gmail.com

ROTATE TO ROTARY NOZZLES

Last month's water bill probably grabbed your attention! July is typically our highest water use month across the Front Range due to hot conditions. Watering landscapes largely contributes to high water use. Reviewing your sprinkler system will help you identify concerns that contribute to wasted or inefficient water use.

One common issue that is easily identifiable in sprinkler systems is high water pressure. Sprinkler systems perform best at precise water pressures, lower than the home's water pressure. *The average Fort Collins water pressure is around 60 pounds per square inch (PSI) but can be higher.* Sprinkler systems across the Front Range typically have spray heads to water turf, which perform most efficiently at 30 PSI. Identifying high water pressure can be easy. Water from the sprinkler heads appears to be misting or drifting away from the lawn. Excessive pressure adds up, using more water and compromising the coverage of the sprinkler heads.

New irrigation technologies, like rotary nozzles have several qualities that conserve water, complement our soil characteristics and improve coverage. Rotary nozzles are easily installed into existing spray heads, and they perform well with high water pressure and in windy conditions. Just remove the existing spray nozzle and install a rotary nozzle with the correct radius and distance – no digging necessary! All the heads in the zone will need to be changed to rotary nozzles for this to

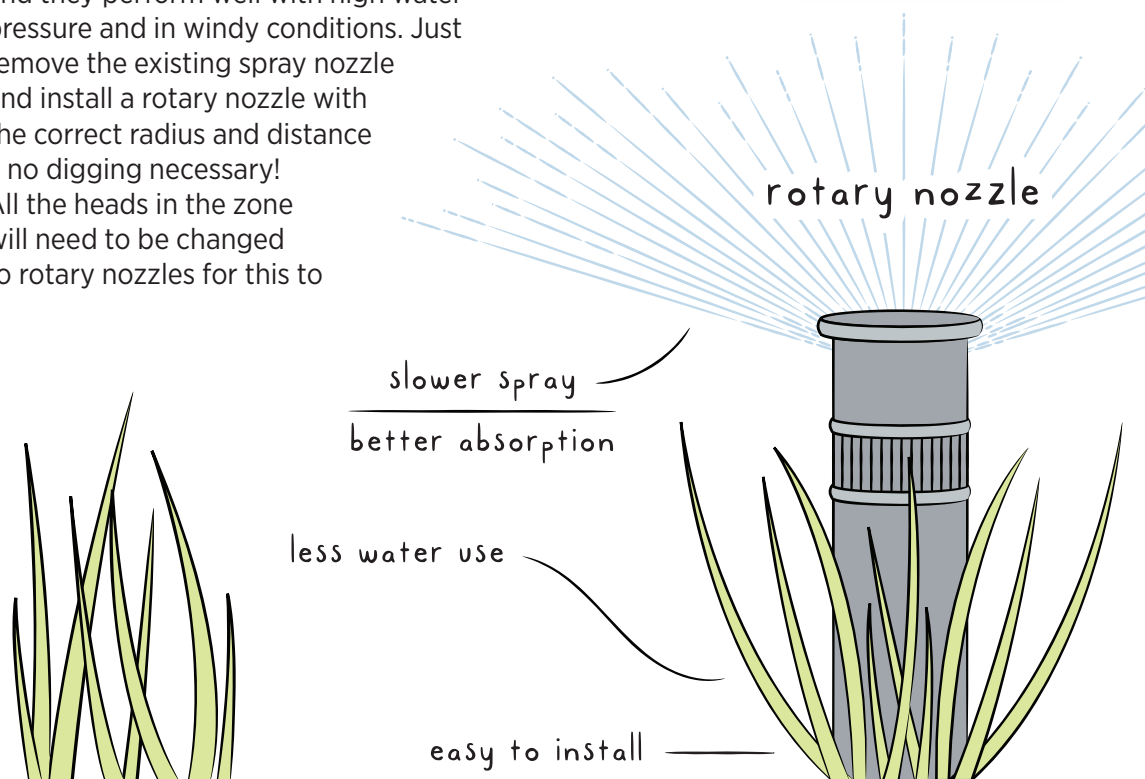
work properly, but when you're done, it's like watching the fountains at the Bellagio!

Rotary nozzles have even more benefits – like supporting our predominately clay soil. Local soil absorbs water slowly and spray head nozzles apply water fast, which contributes to overwatering. Rotary nozzles apply water much slower than spray nozzles, about one third as quickly. This time allows soil to absorb the water into the root zone. Another advantage of rotary nozzles is that they draw less water from the sprinkler system. If you have spray zones with too many heads, rotary nozzles can help these areas operate as designed.

Understanding our landscape is just as important as our sprinkler systems. Enjoy the benefits of landscape dormancy and stop watering on October 1st. Shutting off your sprinklers early is a great way to save water and won't harm existing landscapes.



by Eric Olson,
Water Conservation
Irrigation Specialist,
City of Fort Collins



LOCAL RESOURCES FOR FUN AND AFFORDABLE GARDENING

Listed here are some of our local programs that make gardening fun and affordable. Several of these resources will require a reservation – a great thing to accomplish in the winter months ahead.



by Kathleen Atkins,
Colorado State University
Extension Master Gardener in
Larimer County

LOOKING FOR A GARDEN PLOT?



Participating in a community garden is a lot of fun. Programs vary on what is included in the plot.

- Berthoud, **Berthoud Community Garden**, berthoudlocal.wixsite.com/berthoudlocal/community-garden
- Estes Park, **Estes Valley Community Garden**, evcg.org
- Fort Collins, **Community Gardens in eight locations**: public parks Buckingham, Edora, English Ranch, Rogers, Rolland Moore, Twin Silo Park; the Senior Center and the Gardens on Spring Creek, fcgov.com/gardens/community-gardens
- Greeley, **Community Gardens at Houston Gardens**, wgcd.org/houston-gardens
- Greeley, **UNC Community Garden, Plumb Farm Community Garden, Clay Center Community Garden**, greeleygov.com
- Loveland, **High Plains Environmental Center**, suburbitat.org/community-garden
- Severance, **Tailholt Community Garden**, tailholtcommunitygarden.weebly.com
- Windsor, **Windsor Town Green Community Garden**, windsorgardenclub.org/community-garden

NEED A SEED SOURCE?

Our local libraries offer seeds! Each library's offerings are a bit different, but they all are free.

- Fort Collins, **Poudre River Library District**, poudrelibraries.org
- Berthoud, **Berthoud Community Library Seed Library**, berthoud.colibraries.org/spring-seeds
- Loveland, **Loveland Public Library**, lovelandpubliclibrary.org/services/adults/seed-library
- Windsor, **Windsor Public Library**, clearviewlibrary.org



WISHING YOUR MOWER WAS MORE CLIMATE FRIENDLY?



This type of program offers incentives to change out your mower to an electric version.

- **Mow Down Pollution RAQC**, mowdownpollution.org/residential-2022

LOOKING FOR AFFORDABLE WOOD MULCH?



Cities are offering free or reduced cost mulch, usually through their recycling departments.

- Fort Collins, **Free mulch**, fcgov.com/forestry
- Loveland, **Reduced Prices**, lovgov.org: Contact Public Works Department for current pricing

EXPLORING PLANTS NATIVE TO OUR AREA?

These regional plant programs offer affordable perennials that are suitable for our growing conditions.

- **Gardens on Spring Creek**, Spring plant sale, fcgov.com/gardens
- **Garden in a Box**, Offers pre-designed garden sales twice a year, resourcecentral.org/gardens
- **Colorado Native Plant Society**, Annual plant sale, fall plant swap and seed swap, conps.org
- **High Plains Environmental Center**, Ongoing native plant sale, suburbitat.org/native-plant-nursery-sustainable-stormwater-demo-area



DREAMING OF BACKYARD SHADE?



Tree seedling sales are offered to promote recommended trees for our front range climate.

- Fort Collins, **Community Canopy Program**, fcgov.com/forestry/treecanopy.php
- Greeley, **Conservation Seedling Tree Sale**, wgcd.org/programs/2022-seedling-tree-sale
- **Colorado State Forest Service Seedling Sales**, csfs.colostate.edu/seedling-tree-nursery
- Windsor, **Arbor Day Tree Sale**, recreationliveshere.com/DocumentCenter/View/120/Arbor-Day-Tree-Sale-PDF

WONDERING IF YOU ARE WATERING TOO MUCH?

An irrigation audit is a handy tool to determine problems with your irrigation system.



- Fort Collins, **Free Sprinkler Checkups**, fcgov.com/utilities/sprinkler-checkups
- Greeley, **Irrigation Audit**, greeleygov.com/services/ws/conservation/water-audits
- Loveland, **Resource Central Slow the Flow**, resourcecentral.org/slowtheflow

THINKING OF REMOVING YOUR TURF?

Cities are offering incentives to replace your lawn with xeric options

- Fort Collins, **Xeriscape Incentive Program**, fcgov.com/utilities/residential/conservation/water-efficiency/xeriscape/incentive-program
- Greeley, **Life After Lawn**, greeleygov.com/services/ws/conservation/life-after-lawn
- **Lawn Replacement Program**, resourcecentral.org/lawn



LOOKING FOR GENERAL INSPIRATION?

See what neighbors are doing to transform their yards at <https://waterwiseyards.org>



DIY PROPAGATION

Rather than going to the expense of buying new plants, try these tactics to grown your own!

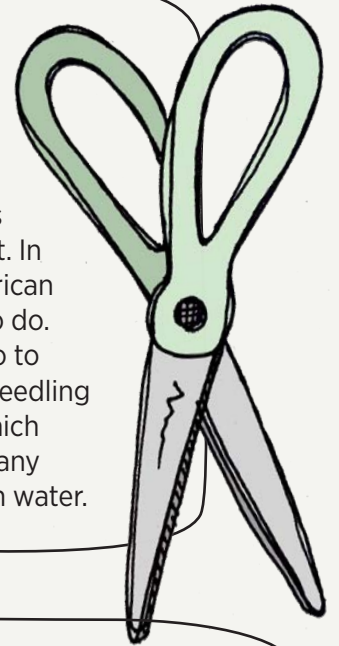
SEED:

Many garden flowers and veggies can be surface sown on quality potting mix indoors. Cover with a thin layer of vermiculite and water regularly.




CUTTING:

Effective for many plants in the mint family (*Lamiaceae*) and many succulents, a portion of stem with one or more leaves attached can be used to grow a new plant. In some plants, like some succulents and African violet, a single leaf or leaf portion will also do. Stem cuttings are best produced with two to three nodes and should be kept under a seedling dome until they show signs of growth, which is a good indicator of effective rooting. Many cuttings from houseplants can also root in water.



LAYERING:

Some plants, like raspberry and blackberry (genus *Rubus*) will root if a portion of their stem is in contact with or buried below the ground. Use a landscape pin to keep the stem in place and be prepared to wait a few months if this technique interests you. This technique requires very little of the gardener; simply bury four inches of stem (tip works well on brambles) and cut from the mother plant after your selected shoot begins to push visible foliar growth. This start can then be transplanted to a new location.



DIVISION:

A variety of classic garden plants propagate well by division. This was a primary way that gardens were spread along the frontier with colonists. Iris (genus *Iris*), peony (genus *Paeonia*), and ornamental grasses all provide examples here. Best done in early spring as plants break ground or just after bloom, use a sharp spade or garden knife to split the mother plant into two or more portions, each with roots and three or more shoots or buds.



Gardening on a Budget

Fort Collins
NURSERY

Plants • Supplies • Gifts • Tools • Fertilizer • Seeds

2121 E. Mulberry St., Fort Collins, CO 80524 • 970-482-1984 • www.FortCollinsNursery.com



*Bringing research-based resources to you,
your home, & your family for over 100 years.*

Larimer County Colorado State University Extension

Workshops • 4-H Youth Development • Information • & More
LarimerExtension.org



LARIMER COUNTY
COLORADO STATE UNIVERSITY
EXTENSION



Turn off your sprinkler system by **Oct. 1!**



Winterize your system a little earlier than normal this fall. Lawns will come back healthy and green in the spring.

Eligible residential Fort Collins Utilities water customers who pledge and turn off their sprinklers will be entered into a drawing for **\$50 off your water bill!**



Take the pledge at fcgov.com/sprinkler-off.



*Excludes limited amounts of drip irrigation and hand watering trees and vegetable gardens, which may still require some water into October in order to maintain plant health.

