

Achieving a State of Healthy Weight

2019 Report

National Resource Center for Health and Safety in Child Care and Early Education



University of Colorado
Anschutz Medical Campus



National Resource Center
for Health and Safety
in Child Care and
Early Education



National Resource Center for Health and Safety in Child Care and Early Education

ACKNOWLEDGEMENTS

NRC Director

Marilyn J. Krajicek, EdD, RN, FAAN

Research Associate and NRC Evaluator

Geraldine Steinke, PhD

2019 Healthy Weight Project Manager, Rater 1

Alison Pilsner, MPH, RN, CLC

Rater 2

Linda Satkowiak, ND, RN

Rater

Nicole R. Patterson, MSACN, NDTR

Advisors

Amy Lowry Warnock, MPA

Obesity Prevention and Control Branch

Division of Nutrition, Physical Activity and Obesity

Centers for Disease Control and Prevention

Photo Credit

Community Partnership for Child Development

El Paso County, Colorado

Copyright 2020, National Resource Center for Health and Safety in Child Care and Early Education.

Suggested citation: National Resource Center for Health and Safety in Child Care and Early Education. 2020. *Achieving a state of healthy weight 2019 report*. Aurora, CO: University of Colorado Anschutz Medical Campus. <https://nrckids.org/HealthyWeight>

This study is supported by the Centers for Disease Control and Prevention, Division of Nutrition, Physical Activity, and Obesity, in the National Center for Chronic Disease Prevention and Health Promotion (subcontract #UCDCN-02-4574).

The National Resource Center for Health and Safety in Child Care and Early Education (NRC) is a program of the University of Colorado College of Nursing, Anschutz Medical Campus, Aurora, Colorado.

TABLE OF CONTENTS

EXECUTIVE SUMMARY	i
INTRODUCTION	2
All Years Rated	3
2019 RESULTS	4
What’s New in 2019.....	5
National Overview: 2010 vs. 2019	10
State Rankings in 2019.....	11
Most to Least Support Standards	14
DISCUSSION	16
REFERENCES	18
APPENDICES	20
Appendix A: Key Findings in <i>Achieving a State of Healthy Weight</i> Assessments: 2010 -2018.....	20
Appendix B: <i>Achieving a State of Healthy Weight</i> Methodology	22
Appendix C: Source of <i>Achieving a State of Healthy Weight</i> High Impact Obesity Prevention Standards.....	26
Appendix D: State Documents Searched in 2019	29
Appendix E: ASHW Rating of the Child and Adult Care Food Program	33

Note: The ASHW 2019 Supplements, State Profiles for Child Care Centers, Large Family Child Care Homes, and Small Child Care Homes are available at <http://nrckids.org/HealthyWeight>.

EXECUTIVE SUMMARY

As of 2019, Washington's child care regulations for all care types fully support 24 HIOPS, leading the nation in requirements for healthy weight practices in ECE.

What Is This Report?

Overweight and obesity often begin in early childhood and can have lasting negative effects on health and quality of life. Early care and education (ECE) programs serve millions of very young children each week and may foster development of healthy lifestyles to prevent obesity. States can support these programs by establishing child care licensing regulations that encourage recommended infant feeding practices; healthy nutrition standards and mealtime practices; opportunities for active play; and less screen time. Achieving a State of Healthy Weight (ASHW) 2019 reports the level of support, nationally, for 47 high-impact obesity prevention standards (HIOPS) in new child care licensing regulations in 2019.



Use ASHW 2019 to:

- 1. Determine** how state regulations support obesity prevention in licensed ECE programs
- 2. Highlight** state successes
- 3. Identify** the opportunities for ECE regulations to improve support of obesity prevention in young children

ASHW 2019 Key Findings:

- 7 states adopted new or revised child care licensing regulations that impacted infant feeding, nutrition, physical activity or screen time practices
 - 74% of these revisions increased support for obesity prevention, while 26% weakened support.
- Infant Feeding HIOPS were most successfully included in new 2019 ECE regulations.
- Washington now leads the nation in ECE regulations that support obesity prevention.
 - Improvements applied to Centers, Large Care Homes, and Small Care Homes, impacting more than 150,000 children in licensed child care.

Lessons Learned

Your State Can Strengthen Obesity Prevention Policies and Practices in ECE Licensing Regulations By:

- 1.** Maintaining past improvements that support obesity prevention.
- 2.** Adopting ECE regulations that align with CACFP nutrition and infant feeding requirements.
- 3.** Adopting licensing regulations that support obesity prevention practices in Centers **and** Home-Based care types
- 4.** Consulting with your local public health officials or trusted child health providers during the ECE regulatory revision process.

INTRODUCTION

Overweight and obesity pose a serious public health problem,¹⁻⁴ even among young children.⁵ Children of diverse racial and ethnic backgrounds and lower-income households are more likely to have weight problems than white and Asian children and those from more affluent homes.⁶⁻⁹ Children increasingly experience the serious health complications of obesity (such as elevated blood pressure and insulin resistance) and poorer cognitive performance.¹⁰⁻¹⁴ Moreover, obesity at an early age frequently persists at least through adolescence,¹⁵ making early childhood a critical period for developing the habits that support healthy weight.

The National Association for Regulatory Administration reports that there are 10.5 million licensed child care slots across the nation, many of which are filled by young children.¹⁶ Included among the younger children are those most vulnerable and at-risk who receive federally subsidized child care.¹⁷ In these care settings, children learn, play, and have daily meals and snacks.¹⁸ Therefore, early care and education (ECE) programs are important environments for instilling healthy habits that may last a lifetime.¹⁹⁻²¹ The CDC developed the [Spectrum of Opportunities for Obesity Prevention in Early Care and Education](#) to define target areas, such as child care licensing, for actions to support this effort in ECE. The CDC also identified the obesity prevention standards of *Caring for Our Children (CFOC)* as a critical resource for use by states in development of child care licensing regulations.^{21,22}

In 2010, the National Resource Center for Health and Safety in Child Care and Early Education (NRC) conducted a baseline study, called *Achieving a State of Healthy Weight: A National Assessment of Obesity Prevention Terminology in Child Care Regulations 2010* (ASHW 2010).²³ The study measured the extent to which all 50 states and the District of Columbia included 47 science-based standards for obesity prevention in ECE settings.

The 47 High-Impact Obesity Prevention Standards (HIOPS), were drawn from the CFOC health and safety standards included in *Preventing Childhood Obesity in Early Care and Education Programs: Selected Standards from Caring for Our Children: National Health and Safety Performance Standards; Guidelines for Early Care and Education Programs*, 3rd edition (PCO).²⁴

The HIOPS address practices in nutrition, infant feeding, physical activity and screen time. NRC defined the HIOPS with input from national advisors who were representatives of: the American Academy of Pediatrics; American Public Health Association; CDC Division of Nutrition, Physical Activity and Obesity; USDA Center for Nutrition Policy and Promotion; other federal agencies; and, national organizations, as well as child care and licensing stakeholders and from leading university experts.²⁵

The ASHW 2010 study revealed limited support of the HIOPS nationally. Subsequent ASHW reports examined new and revised state licensing regulations each year (see Table 1, below). *Achieving a State of Healthy Weight: 2019* Report is the ninth update of the baseline report. Each update has recorded gradual progress in the inclusion of the HIOPS in licensing since 2010 (see Appendix A: Key Findings in ASHW Assessments: 2010-2018). More work remains to be done by states to create a comprehensive regulatory framework that strengthens the role of ECE in preventing childhood obesity among our youngest children.

In 2019, NRC screened more than 60 new or revised regulatory documents. Those of seven states, Alabama, Arizona, Delaware, Florida, Michigan, Washington, and Wisconsin, impacted HIOPS in one or more child care types regulated by the states. The current report describes the comprehensiveness of those changes and their impact on the standing of the states and HIOPS nationally.

HIGH-IMPACT OBESITY PREVENTION STANDARDS (HIOPS)

NRC defined the 47 HIOPS with input from representatives of:

- AMERICAN ACADEMY OF PEDIATRICS
- AMERICAN PUBLIC HEALTH ASSOCIATION
- CDC DIVISION OF NUTRITION, PHYSICAL ACTIVITY AND OBESITY
- USDA CENTER FOR NUTRITION POLICY AND PROMOTION

ALL YEARS RATED

Table 1. State Assessment Years 2010 to 2019

The table below shows years in which NRC rated states based on revised child care licensing regulations.

State	Years Rated										State	Years Rated									
	2010	2011	2012	2013	2014	2015	2016	2017	2018	2019		2010	2011	2012	2013	2014	2015	2016	2017	2018	2019
Alabama	X		X						X	X	Montana	X		X					X		
Alaska	X		X					X			Nebraska	X		X	X				X		
Arizona	X	X								X	Nevada	X		X					X		
Arkansas	X	X				X		X			New Hampshire	X							X		
California	X		X					X			New Jersey	X			X				X		
Colorado	X		X			X	X	X			New Mexico	X		X		X			X		
Connecticut	X		X					X			New York	X				X	X		X		
Delaware	X		X			X		X		X	North Carolina	X		X	X				X	X	
District of Columbia	X						X	X			North Dakota	X	X		X						
Florida	X		X	X				X		X	Ohio	X		X				X			
Georgia	X		X		X			X			Oklahoma	X					X	X			
Hawaii	X		X					X			Oregon	X		X							
Idaho	X										Pennsylvania	X									
Illinois	X				X						Rhode Island	X		X	X				X		
Indiana	X										South Carolina	X		X					X		
Iowa	X		X					X			South Dakota	X									
Kansas	X		X	X							Tennessee	X								X	
Kentucky	X			X					X		Texas	X		X		X					
Louisiana	X		X			X		X			Utah	X		X					X		
Maine	X		X					X			Vermont	X					X	X			
Maryland	X		X			X		X			Virginia	X		X					X		
Massachusetts	X										Washington	X		X					X	X	
Michigan	X		X		X			X		X	West Virginia	X		X		X					
Minnesota	X		X					X			Wisconsin	X		X						X	
Mississippi	X		X	X							Wyoming	X		X	X						
Missouri	X						X														

X State assessed at baseline (2010) for all regulated child care types

X State assessed due to new or revised child care licensing regulations

X State assessed due to national CACFP updates

2019 RESULTS

As of 2019, Washington's child care regulations for all care types fully support 24 HIOPS, leading the nation in requirements for healthy weight practices in ECE.

Status of New & Revised State Licensing Regulations: 2019

- Seven states (Alabama, Arizona, Delaware, Florida, Michigan, Washington, and Wisconsin) made changes to child care licensing regulations that affected High-Impact Obesity Prevention Standards (HIOPS).
- Washington now leads the nation in support of HIOPS.
- Wisconsin ratings improved by replacing outdated CACFP meal patterns with a link to the CACFP.
- Delaware Large and Small Family Child Care Home regulations at least partially support 80% of HIOPS and Center regulations support more than 90%.
- Arizona's revision of Center regulations slightly weakened the state's support of HIOPS.

National Overview: 2010 vs. 2019

- Since 2010, 40 states have adopted licensing regulations that affect High-Impact Obesity Prevention Standards (HIOPS) and help prevent childhood obesity in licensed Early Care and Education (ECE) facilities.
- States that most fully support HIOPS across licensed child care types are Washington, Tennessee, and Delaware, with more than 10 states following closely behind.
- States with the most improved support of HIOPS across all of their regulated child care types are:
 - District of Columbia, Florida, Tennessee, Nevada, Vermont, and Utah
- Specific HIOPS for which support improved most across all child care types are:
 - *Serve no fruit juice to children younger than 12 months of age (ID3)*
 - *Serve skim or 1% pasteurized milk to children two years of age and older (NA5)*
 - *Offer juice (100%) only during mealtime (NC2)*
- Licensing regulations that:
 - Fully support of HIOPS **increased** from 12% to 26%
 - Partially support of HIOPS **increased** from 29% to 31%
 - Contradict HIOPS **decreased** from 55% to 42%
 - Failure to address HIOPS **decreased** from 3% to 1%

Status of High-Impact Obesity Prevention Standards (HIOPS): 2019

- Nationally, HIOPS are supported in:
 - 63% of Center-based child care licensing regulations
 - 55% of Large/group family child care home child care licensing regulations
 - 53% of Small family child care home licensing regulations
- The **most** supported HIOPS are:
 - *Provide children with adequate space for both inside and outside play (PA1)*
 - *Make water available both inside and outside (ND1)*
 - *Serve small-sized, age-appropriate portions (NF1)*
- The **least** supported HIOPS are:
 - *Limit salt by avoiding salty foods such as chips and pretzels (NG1)*
 - *Develop written policies on the promotion of physical activity and the removal of potential barriers to physical activity participation (PA3)*
 - *Limit oils by choosing monounsaturated and polyunsaturated fats and avoiding trans fats, saturated fats and fried foods (NA1)*

WHAT'S NEW IN 2019

Figure 1. States with Revised Licensing Regulations Impacting High-Impact Obesity Prevention Standards
 In 2019, seven states revised licensing regulations impacting high-impact obesity prevention standards in Centers, Large Family Care Homes, and Small Family Care Homes.

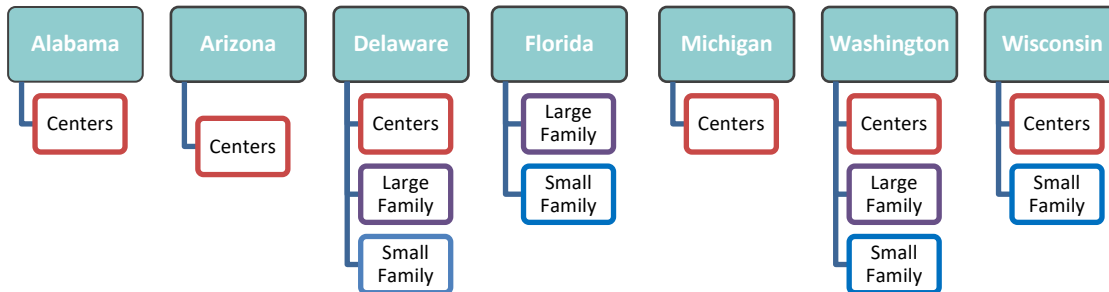
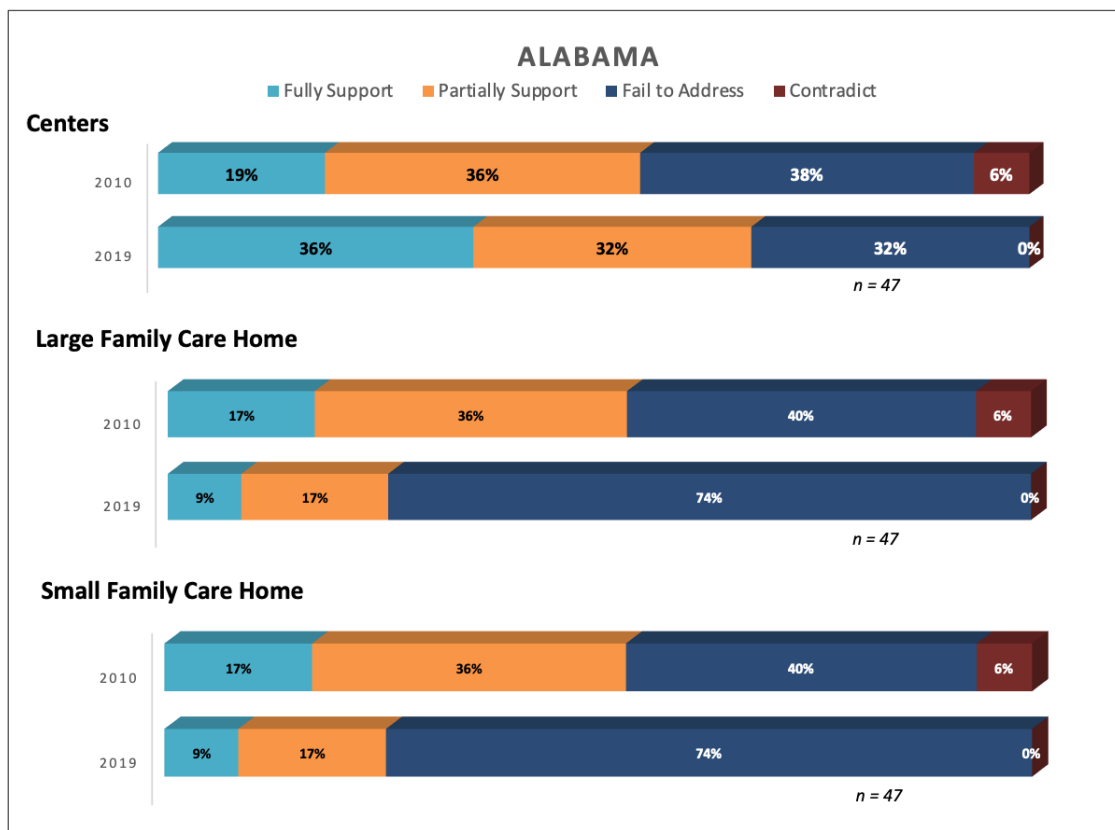
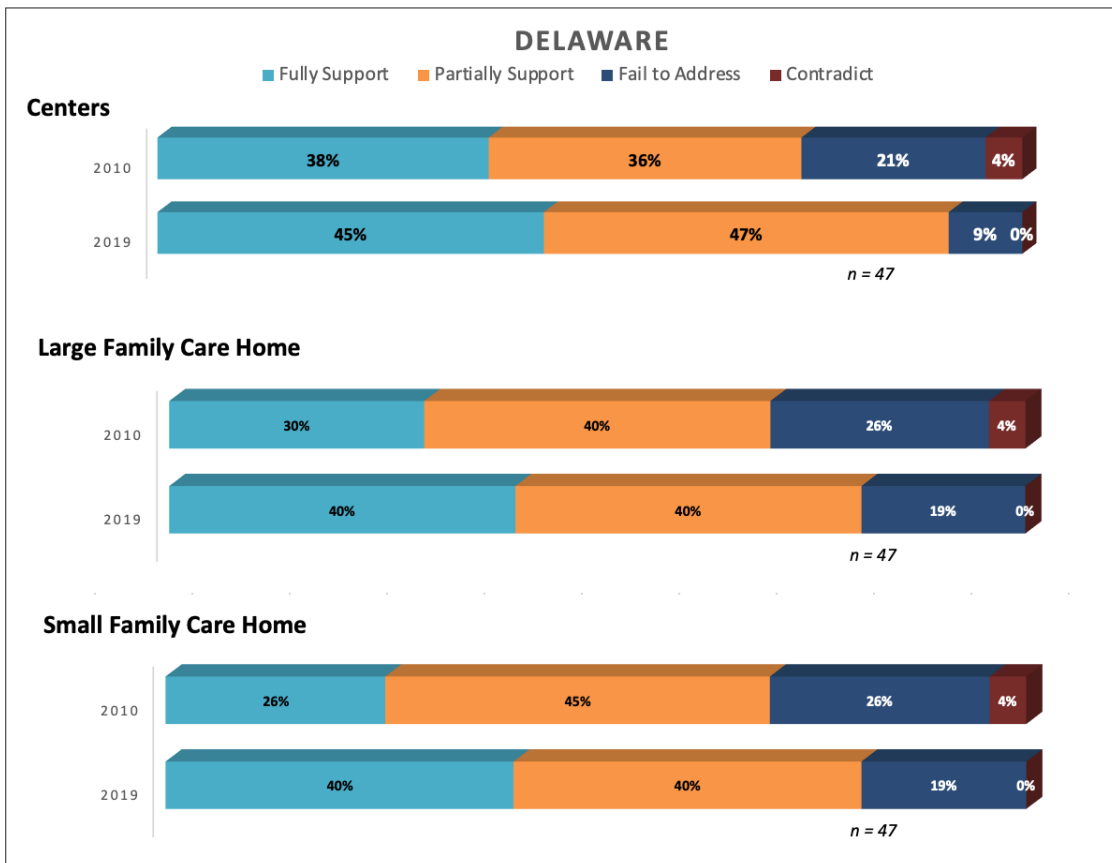
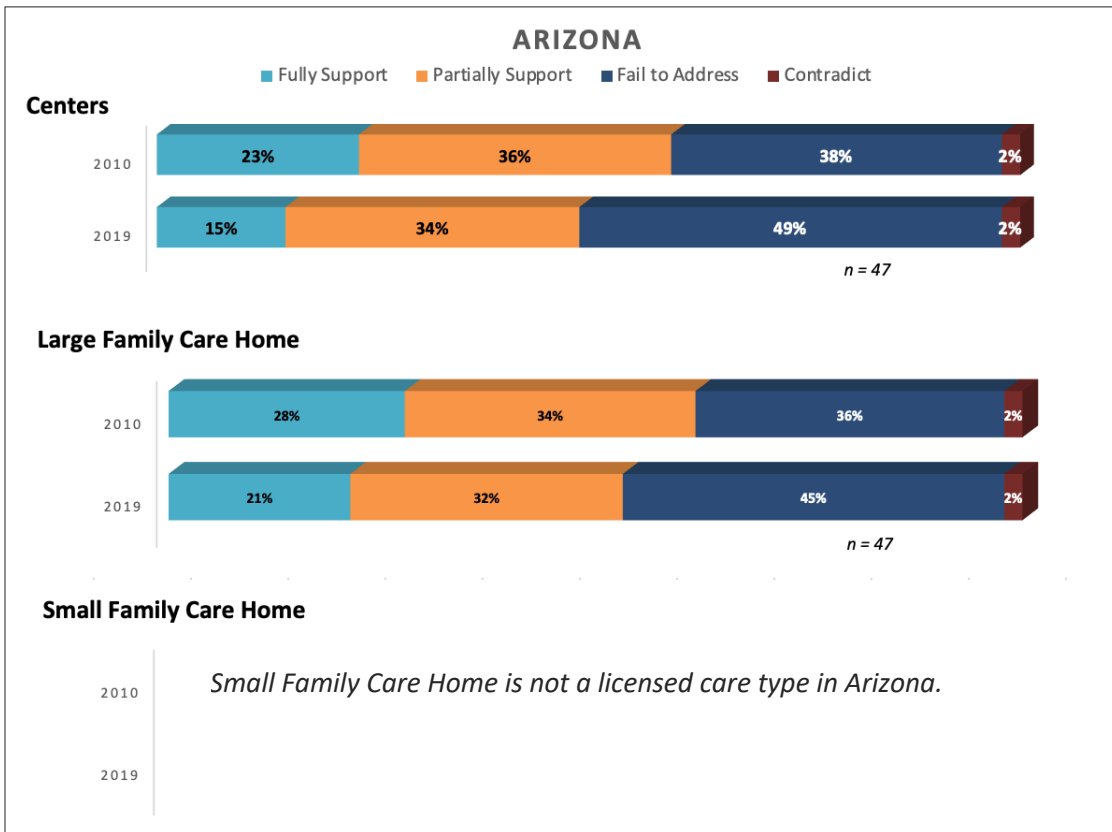


Figure 2. State Progress in 2019

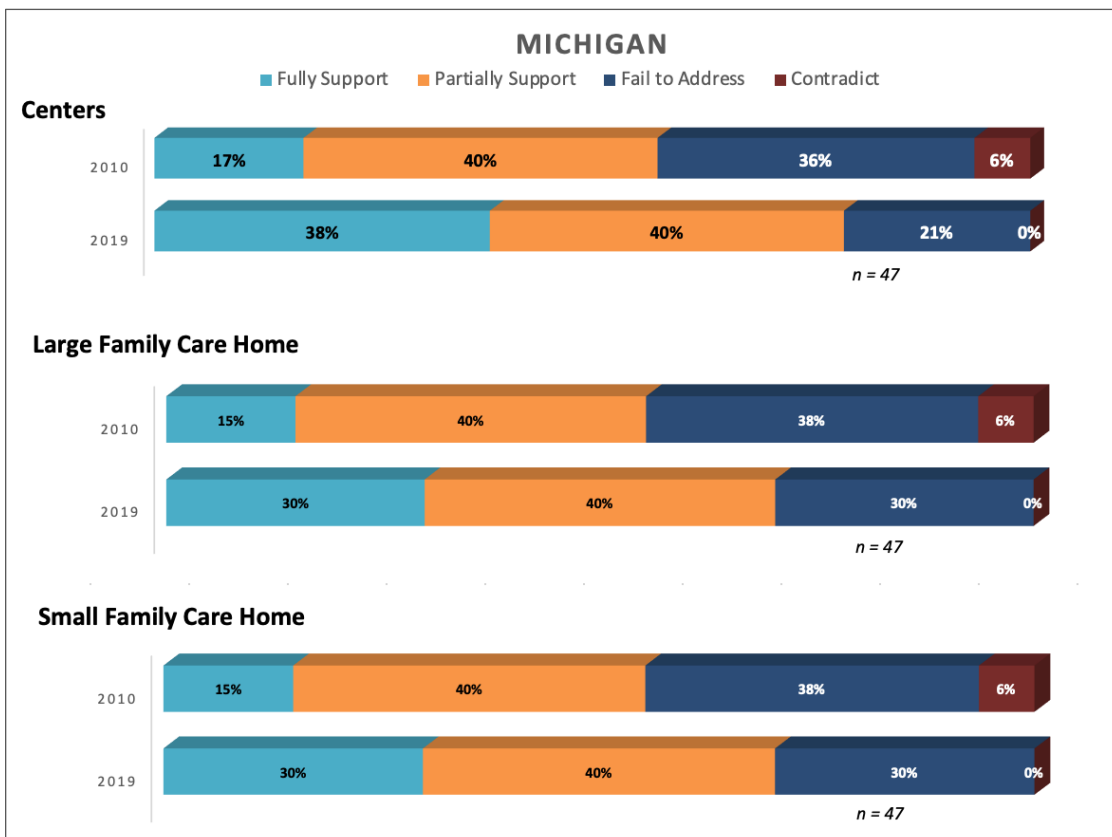
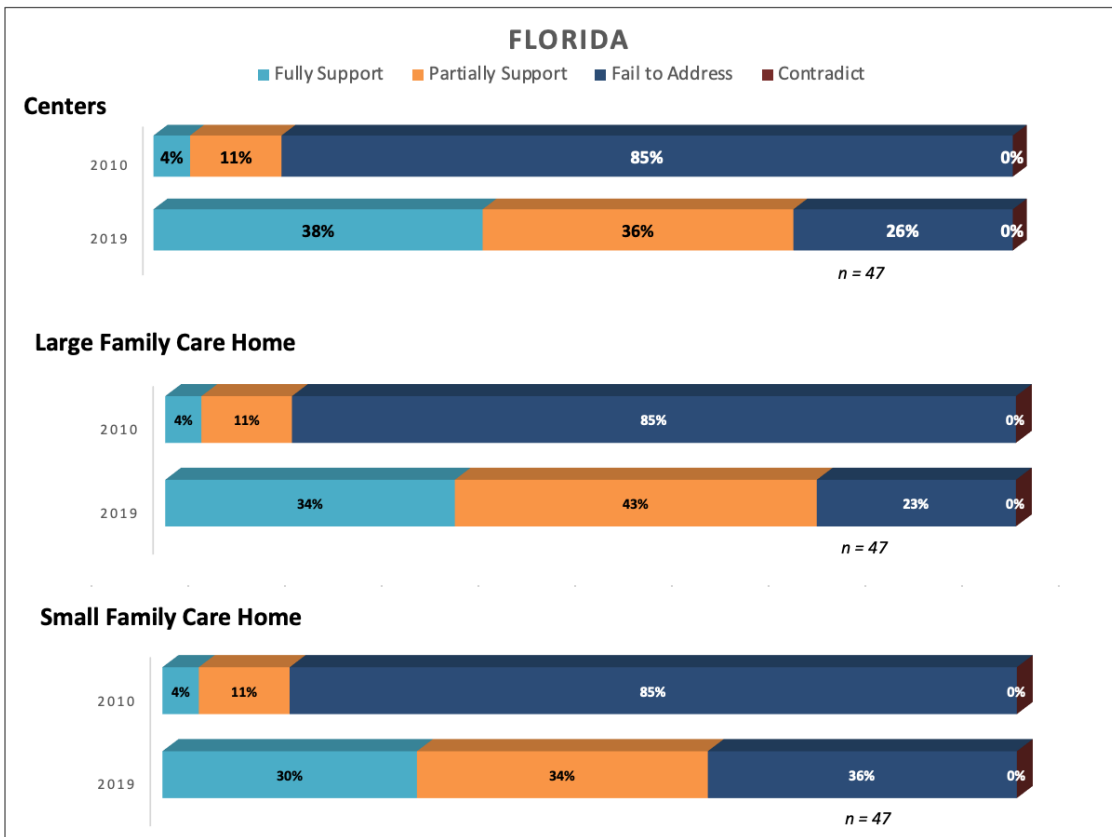
The figure below illustrates differences among states and their support of high-impact obesity prevention standards in licensing regulations for different child care types (2010 vs. 2019).



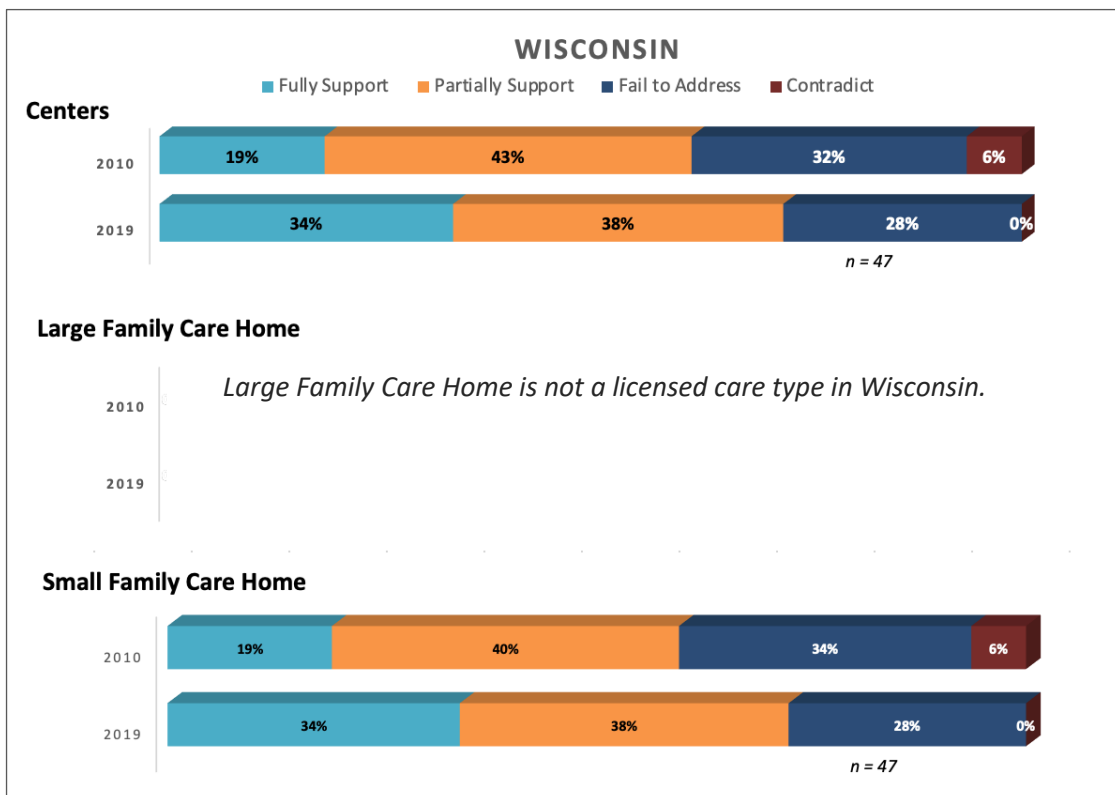
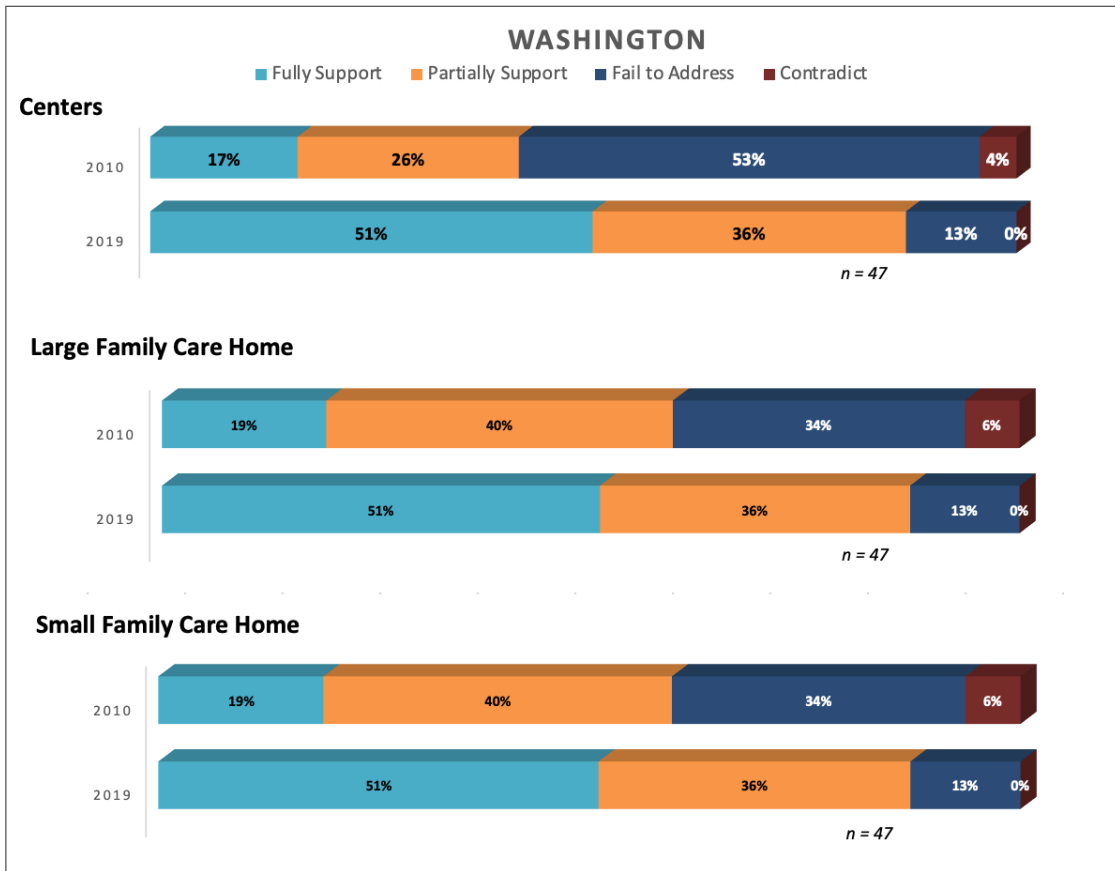
WHAT'S NEW IN 2019



WHAT'S NEW IN 2019



WHAT'S NEW IN 2019



WHAT'S NEW IN 2019

Table 2. State Support of High-Impact Obesity Prevention Standards Across All Care Types

This table shows the percentage of assigned ratings, across all licensed child care types, that a.) contradict, b.) do not support, c.) partially support, or d.) fully support High-Impact Obesity Prevention Standards (HIOPS) in a state.

State	Contradict HIOPS		Fail to Address HIOPS		Partially Support HIOPS		Fully Support HIOPS		Total Number of Ratings*
ALABAMA	0	0%	85	60%	31	22%	25	18%	141
ALASKA	0	0%	36	26%	54	38%	51	36%	141
ARIZONA	2	2%	44	47%	31	33%	17	18%	94
ARKANSAS	0	0%	33	23%	57	40%	51	36%	141
CALIFORNIA	0	0%	94	67%	25	18%	22	16%	141
COLORADO	0	0%	30	21%	56	40%	55	39%	141
CONNECTICUT	0	0%	77	55%	32	23%	32	23%	141
DELAWARE	0	0%	22	16%	60	43%	59	42%	141
DISTRICT OF COLUMBIA	0	0%	27	19%	60	43%	54	38%	141
FLORIDA	0	0%	40	28%	53	38%	48	34%	141
GEORGIA	0	0%	45	48%	29	31%	20	21%	94
HAWAII	0	0%	49	35%	43	30%	49	35%	141
IDAHO	0	0%	137	97%	2	1%	2	1%	141
ILLINOIS	8	6%	45	32%	47	33%	41	29%	141
INDIANA	2	1%	112	79%	19	13%	8	6%	141
IOWA	0	0%	52	37%	44	31%	45	32%	141
KANSAS	3	2%	86	61%	43	30%	9	6%	141
KENTUCKY	3	2%	69	49%	37	26%	32	23%	141
LOUISIANA	1	2%	10	21%	20	43%	16	34%	47
MAINE	0	0%	102	72%	30	21%	9	6%	141
MARYLAND	0	0%	34	24%	56	40%	51	36%	141
MASSACHUSETTS	0	0%	102	72%	24	17%	15	11%	141
MICHIGAN	0	0%	38	27%	57	40%	46	33%	141
MINNESOTA	0	0%	45	32%	56	40%	40	28%	141
MISSISSIPPI	6	4%	31	22%	54	38%	50	35%	141
MISSOURI	0	0%	82	58%	41	29%	18	13%	141
MONTANA	0	0%	54	38%	45	32%	42	30%	141
NEBRASKA	0	0%	57	40%	42	30%	42	30%	141
NEVADA	0	0%	45	32%	51	36%	45	32%	141
NEW HAMPSHIRE	0	0%	42	30%	48	34%	51	36%	141
NEW JERSEY	0	0%	41	44%	26	28%	27	29%	94
NEW MEXICO	0	0%	42	30%	48	34%	51	36%	141
NEW YORK	0	0%	59	42%	48	34%	34	24%	141
NORTH CAROLINA	0	0%	33	23%	45	32%	63	45%	141
NORTH DAKOTA	0	0%	86	61%	32	23%	23	16%	141
OHIO	0	0%	90	64%	30	21%	21	15%	141
OKLAHOMA	2	1%	50	35%	48	34%	41	29%	141
OREGON	6	4%	50	35%	56	40%	29	21%	141
PENNSYLVANIA	0	0%	103	73%	24	17%	14	10%	141
RHODE ISLAND	0	0%	42	30%	52	37%	47	33%	141
SOUTH CAROLINA	0	0%	77	55%	37	26%	27	19%	141
SOUTH DAKOTA	0	0%	124	88%	9	6%	8	6%	141
TENNESSEE	0	0%	18	13%	57	40%	66	47%	141
TEXAS	0	0%	60	43%	41	29%	40	28%	141
UTAH	0	0%	36	26%	57	40%	48	34%	141
VERMONT	0	0%	33	23%	54	38%	54	38%	141
VIRGINIA	0	0%	36	26%	54	38%	51	36%	141
WASHINGTON	0	0%	18	13%	51	36%	72	51%	141
WEST VIRGINIA	4	3%	82	58%	37	26%	18	13%	141
WISCONSIN	0	0%	26	28%	36	38%	32	34%	94
WYOMING	0	0%	102	72%	30	21%	9	6%	141
All States	37	1%	2933	42%	2119	31%	1820	26%	6909

*Total number of ratings is determined by how many child care types are regulated via licensure in a state. For example, if a state promulgates licensing regulations for its Centers, Large Family Care Homes, and Small Family Care Homes, then it receives 141 total ratings (47 ratings x the 3 licensed child care types).

NATIONAL OVEVIEW: 2010 VS. 2019

Figure 3. National Ratings Across Care Types, 2010 vs. 2019

Figure 3 shows the extent to which licensing regulations across all child care types support high-impact obesity prevention standards nationally, 2010 vs. 2019.

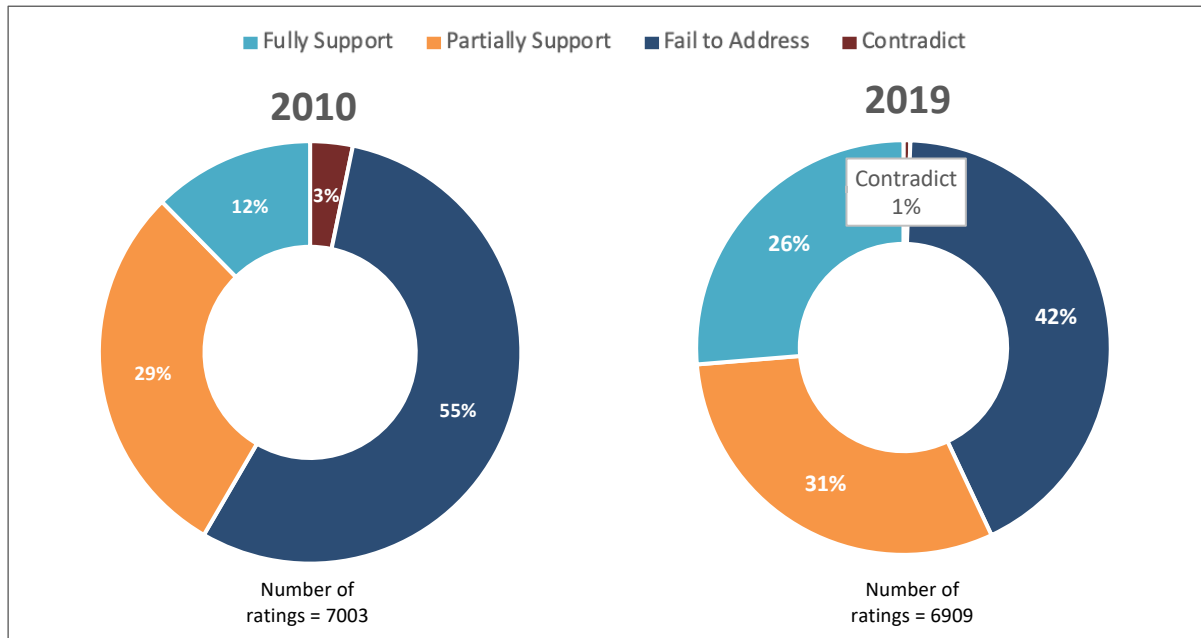
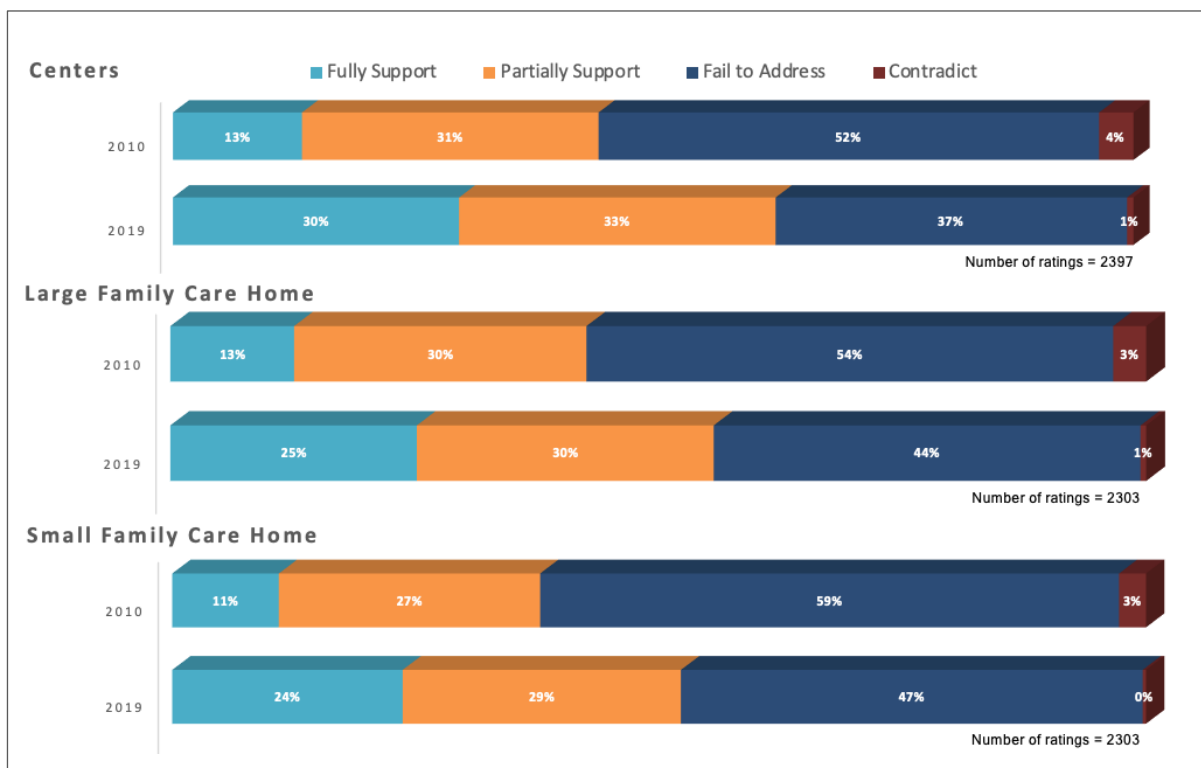


Figure 4. National Ratings by Care Type, 2010 vs. 2019

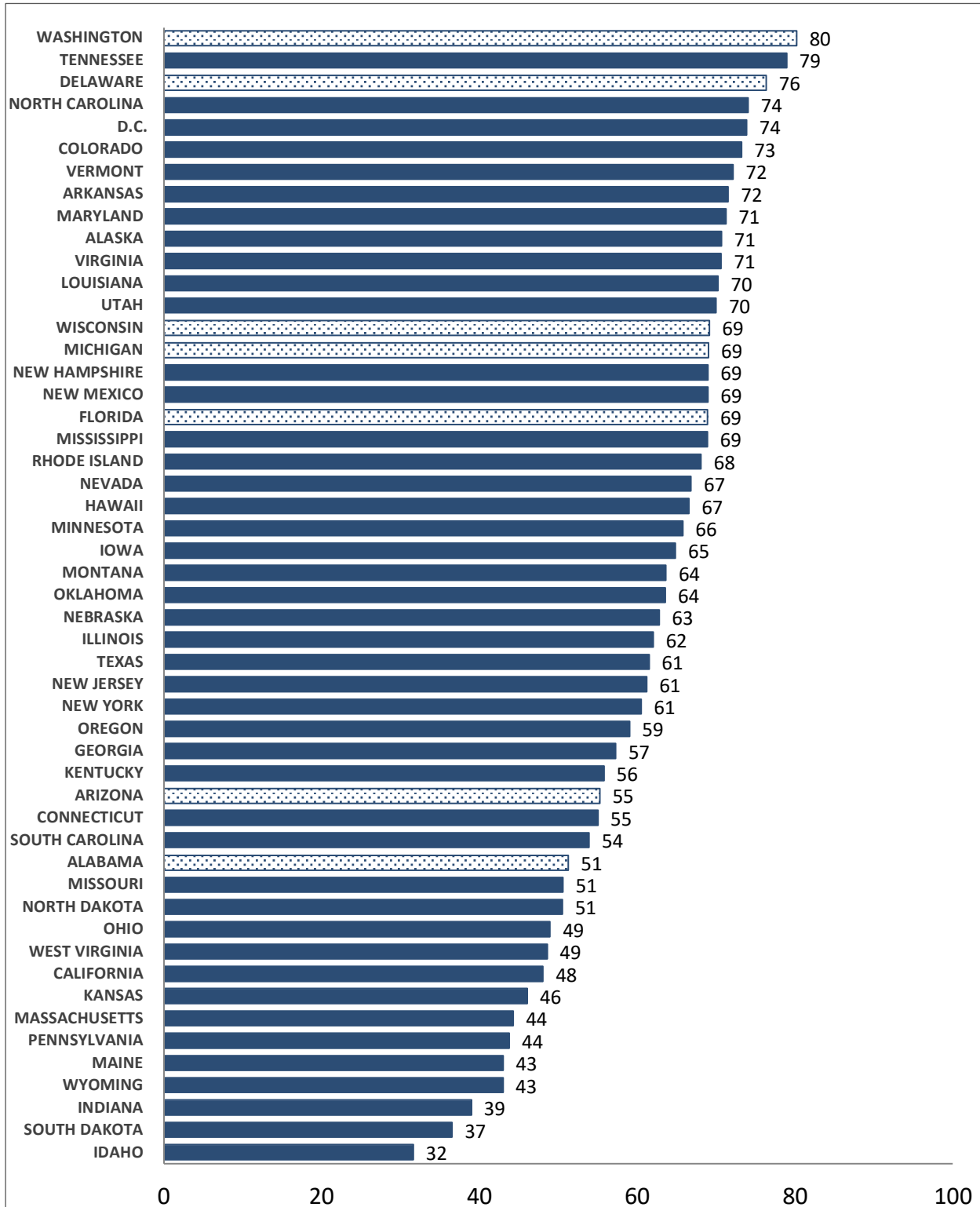
Figure 4 shows the extent to which licensing regulations for Centers, Large Family Care Homes, and Small Family Care Homes differ in their support of high-impact obesity prevention standards nationally, 2010 vs. 2019.



STATE RANKINGS IN 2019

Figure 5. Ranking of State Obesity Prevention Summary Scores (Highest to Lowest) as of 2019

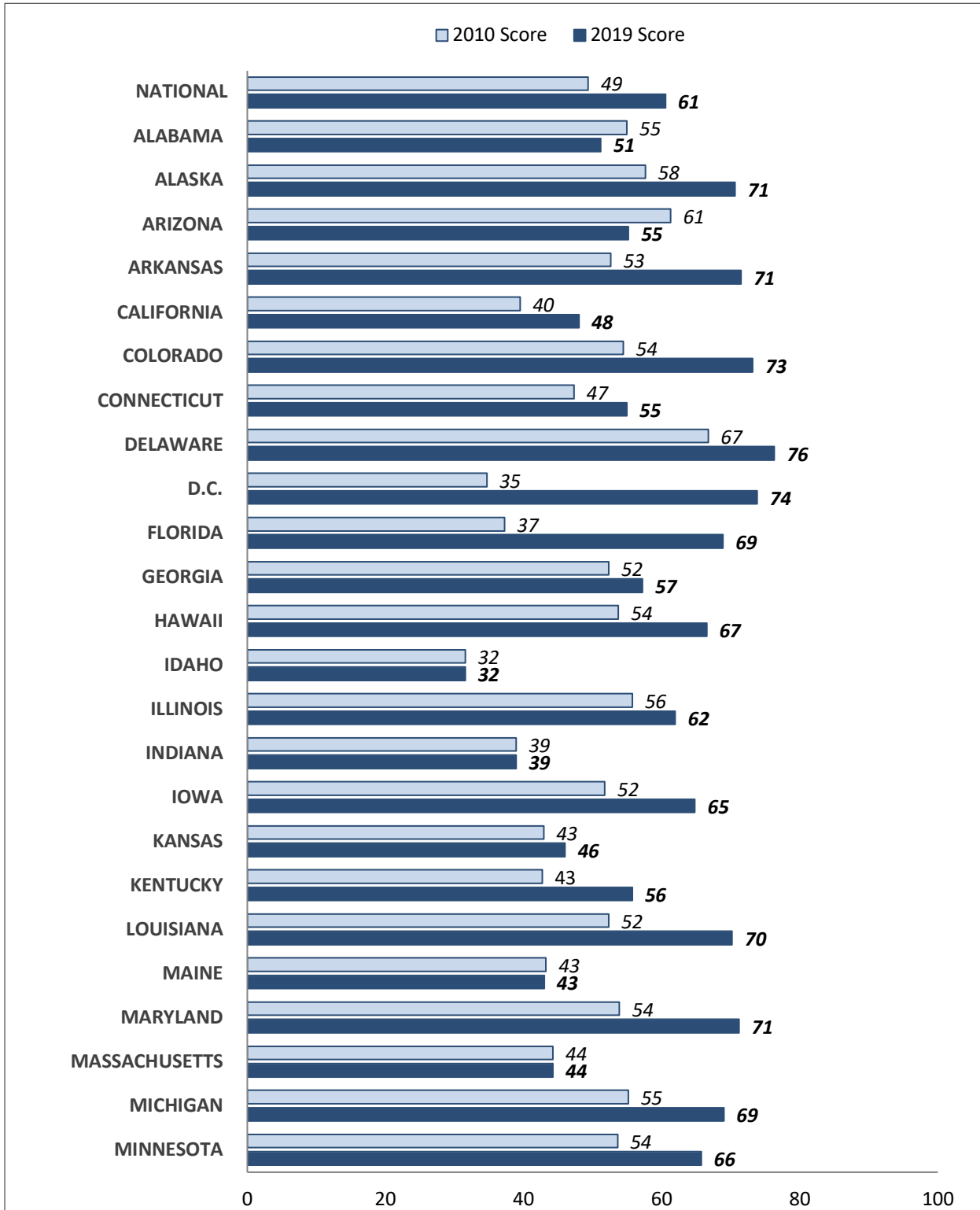
This figure illustrates national rankings of state obesity prevention summary scores across all child care types (i.e., Centers, Large Family Care Homes, and Small Family Care Homes) as of 2019. *NOTE: States with lighter, dotted bars were rated in 2019. See Appendix C for information on the state score calculation.*



STATE RANKINGS IN 2019

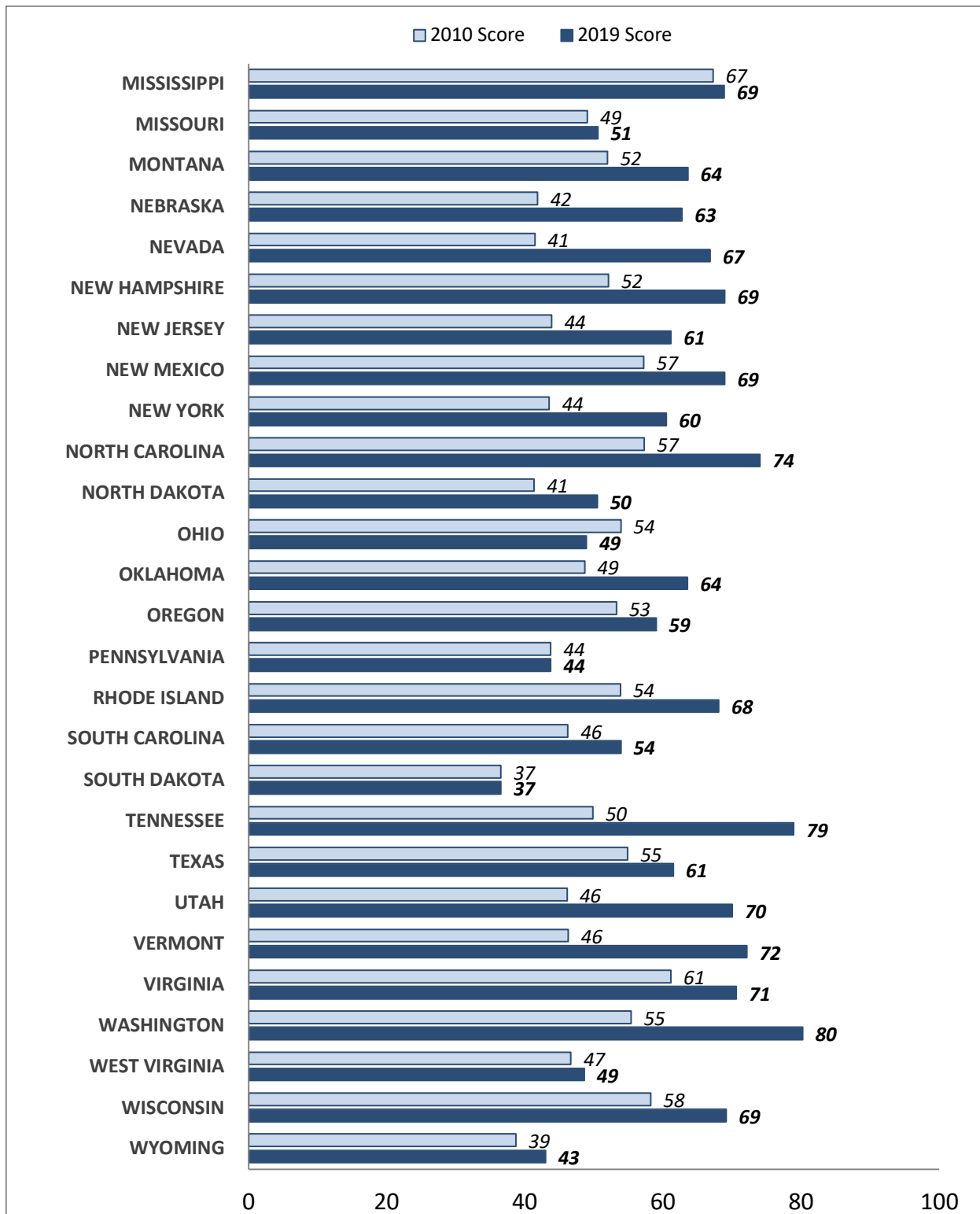
Figure 6. Changes in State Obesity Prevention Summary Scores, 2010 vs. 2019

This figure illustrates changes in state obesity prevention summary scores across all child care types (i.e., Centers, Large Family Care Homes, and Small Family Care Homes) from 2010 to 2019. *NOTE: See Appendix C for information on the state score calculation.*



STATE RANKINGS IN 2019

Figure 6. (continued from previous page)

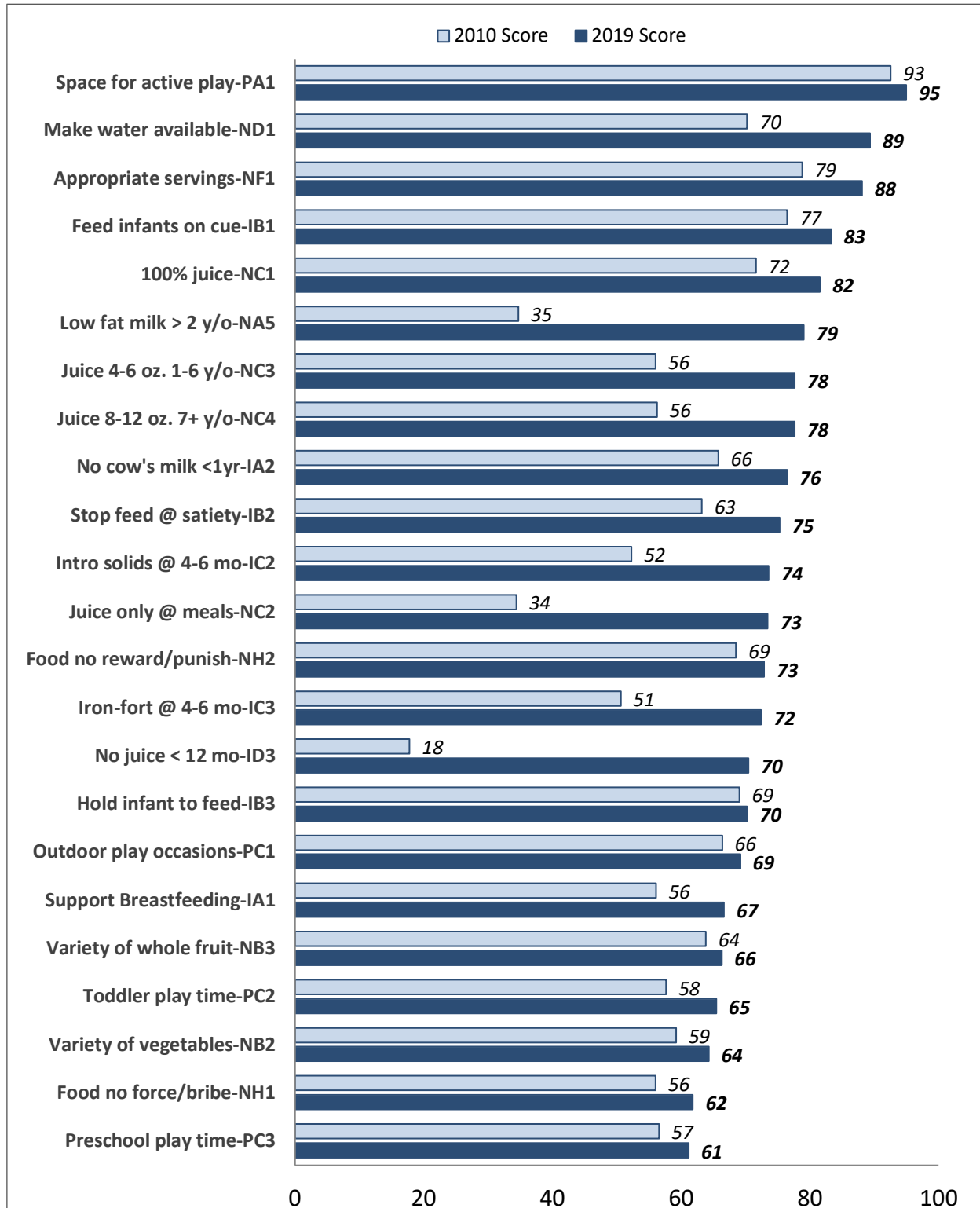


MOST TO LEAST SUPPORTED STANDARDS

Figure 7. Support of High-Impact Obesity Prevention Standards in Licensing Regulations, 2010 vs. 2019

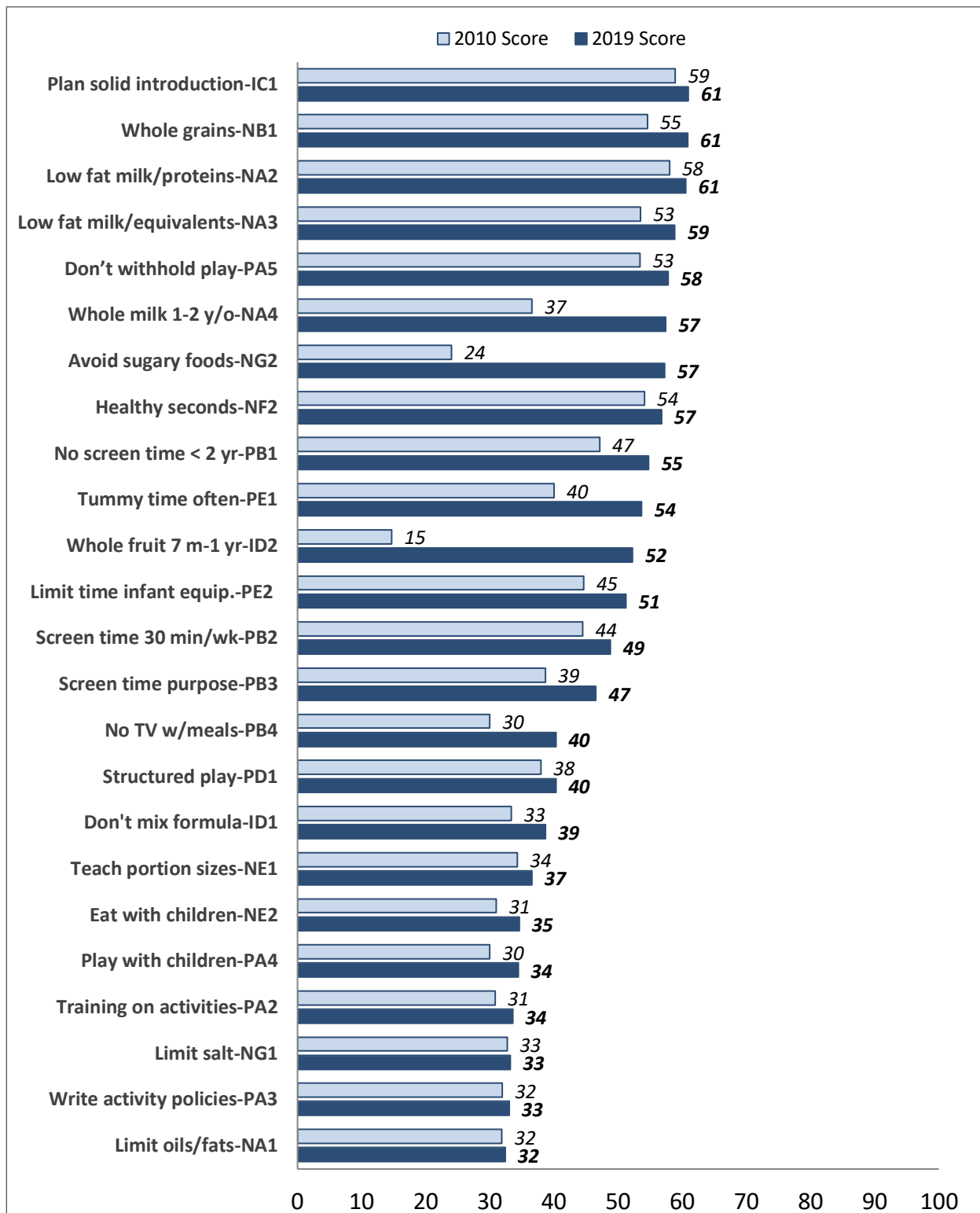
This figure shows the most to least supported high-impact obesity prevention standards in state licensing regulations for Centers, Large Family Care Homes, and Small Family Care Homes in 2010 versus 2019.

NOTE: See Appendix C for information on the state score calculation.



MOST TO LEAST SUPPORTED STANDARDS

Figure 7. (continued from previous page)



DISCUSSION

As of 2019, Washington's child care regulations for all care types fully support 24 HIOPS, leading the nation in requirements for healthy weight practices in ECE.

In 2019, regulatory changes by seven states,

Alabama, Arizona, Delaware, Florida, Michigan, Washington, and Wisconsin, offer further support for High Impact Obesity Prevention Standards (HIOPS) in child care licensing across the nation. However, current findings also confirm that revisions do not always build upon successful past changes, as 26% of all 2019 ratings lowered support for HIOPS.

2019 State Changes

Washington now leads the nation in HIOPS support, using the same strategy as the 2018 leader, Tennessee. Both states consolidated regulations by enacting a single document of uniform rules for centers, large family child care homes, and small family child care home programs. They also aligned nutrition requirements with USDA Child and Adult Care Food Program (CACFP) guidelines and strengthened rules for physical activity and screen time limits. **Wisconsin** earned substantially stronger ratings by removing out-of-date CACFP meal charts and directing readers to current information on the CACFP website. **Alabama** regained some ground lost in 2018 (when outdated information was removed without replacement) by confirming that CACFP nutrition and infant feeding requirements are the nutritional guidance required for all licensed centers. However, as in other years, revised regulations often are a combination of positive and negative change. **Delaware** made changes in all three care types, but reversed several earlier improvements, especially in physical activity and nutrition. **Michigan** made few changes to center regulations, with declines in infant feeding and nutrition slightly outweighing improvements in other areas. **Arizona** removed nutritional guidance specified in past meal charts for centers, while **Florida's** revision of home-based care regulations lowered support for screen time limits and physical activity, negatively impacting small family homes.

Lessons Learned

Over the course of the 10 ASHW studies since 2010,²⁶ four state actions reliably strengthen Early Childhood Education (ECE) regulations for obesity prevention. First, they maintain past successes during rule revisions so that deletions or enhancements do not diminish support of HIOPS. Second, they align nutrition and infant feeding requirements with CACFP,¹⁸ whether or not programs must formally participate in CACFP. Third, they enact uniform regulations across licensed care types to ensure children have similar ECE support to maintain a healthy weight and acquire beneficial lifestyle habits across care types. Finally, they work with other experts in their states. These lessons and additional strategies have wide potential application, as no state has an Obesity Prevention Summary Score (OPSS) of 100 for their combined ECE regulations.

LESSONS LEARNED

Your State Can Strengthen Obesity Prevention Policies and Practices in ECE Licensing Regulations by:

1. Maintaining past improvements that support obesity prevention.
2. Adopting ECE regulations that align with CACFP nutrition and infant feeding requirements.
3. Adopting licensing regulations that support obesity prevention practices in Centers **and** Home-Based care types.
4. Consulting with your local public health officials or trusted child health providers during the ECE regulatory revision process

DISCUSSION

Resources and Strategies for Improvement

There are specific strategies and resources available to states seeking to strengthen obesity prevention in licensed ECE care.

Use ASHW 2019 Supplements.

- *Identify your state's strengths and weaknesses in supporting each of the 47 HIOPS.* As of ASHW 2019, [three supplements](#) (one for Centers, Large Family Child Care Homes, and Small Family Child Care Homes),²⁷⁻²⁹ list each state's current ratings for all 47 HIOPS in a care type.
- Compare your state's progress against other states to identify places where you can improve. To date, Washington and Tennessee have the highest overall ratings, but other states may have even stronger regulations to address specific HIOPS. The NRC website presents a comprehensive list of the [State Documents Rated for ASHW: 2010 to Date](#),³⁰ and ECE licensing regulations for all states are publicly available at the National Center on Early Childhood Quality Assurance.³¹

Review CDC's NEW State Licensing Score Cards on Obesity Prevention in Child Care Centers.³²

[The Score Cards](#) may be used to identify strengths and weaknesses in specific areas for future rule revisions. Domain and subdomain values are calculated on *center data only* using the same formula used to produce the ASHW Obesity Prevention Summary Scores (OPSS) for *all care types* a state regulates in ASHW 2019 (Figures 5 and 6).

Collaborate with state public health departments,

as they typically work with the CDC's Division of Nutrition, Physical Activity, and Obesity for obesity prevention efforts.³³ Licensing professionals can reach out to public health and health care professionals, if not already engaged, to access additional expertise. Together with other state and local organizations, the two agencies may work towards better coordination of obesity prevention efforts (e.g., in Quality Rating Systems, built environments for encouragement of physical activity, early learning collaboratives).³⁴

To improve your state's support of Nutrition and Infant Feeding Standards, include CACFP requirements in regulations for all child care types.

- *Replace USDA guidelines* (or similar terms) with USDA CACFP to direct providers to infant feeding and nutrition requirements specific to ECE programs.
- *Cite the current CACFP website and *Meal and Snack Patterns*, or statements requiring following CFR 226.20 (Code of Federal Regulations of CACFP), in text and/or embedded tables.* This strategy overcomes lags between CACFP changes and subsequent updates of state regulations. States that rely upon outdated, unidentified or adapted meal patterns, or rules based upon older versions, have not received improved ratings associated with the most recent CACFP revisions.
- *Include rules for infant feeding and nutrition HIOPS that CACFP does not fully support or does not address at all* (see Appendix F. CACFP ASHW Ratings). Ratings associated with CACFP are assigned by also reviewing any additional state text that may improve or decrease the level of support for HIOPS.

Review the Caring for Our Children updated special collection, Preventing Childhood Obesity in Early Care and Education Programs (PCO).³⁵

[PCO](#) presents the HIOPS in context with rationales for the expert and evidence-based best practices, and can help licensing professionals revise regulations to support obesity prevention in all four ASHW domains.

REFERENCES

1. Ward ZJ, Bleich SN, Cradock AL, et al. Projected U.S. state-level prevalence of adult obesity and severe obesity. *N Engl J Med*. 2019 Dec 19;381(25):2440-2450. doi:10.1056/NEJMsa1909301.
2. Skinner AC, Ravanbakht SN, Skelton JA, Perrin EM, Armstrong SC. Prevalence of obesity and severe obesity in US children, 1999–2016. *Pediatrics*. 2018;141(3):e20173459. doi:10.1542/peds.2018-1916.
3. Ludwig DS. Epidemic childhood obesity: not yet the end of the beginning. *Pediatrics*. 2018;141(3). doi:10.1542/peds.2017-4078.
4. Kumar S, Kelly AS. Review of childhood obesity: from epidemiology, etiology, and comorbidities to clinical assessment and treatment. *Mayo Clin Proc*. 2017 Feb;92(2):251-265. doi:10.1016/j.mayocp.2016.09.017.
5. Hales CM, Carroll MD, Fryar CD, Ogden CL. Prevalence of obesity among adults and youth: United States, 2015–2016. NCHS data brief, no 288. Hyattsville, MD: National Center for Health Statistics. 2017.
6. Anderson PM, Butcher KF, Schanzenbach DW. Understanding recent trends in childhood obesity in the United States. *Econ Hum Biol*. 2019;34:16-25. doi:10.1016/j.ehb.2019.02.002.
7. Anderson, SE, Whitaker, RC. Prevalence of obesity among US preschool children in different racial and ethnic groups. *Arch Pediatr Adolesc Med*. 2009;163(4):344-348. doi:10.1001/archpediatrics.2009.18
8. Min J, Wen X, Xue H, Wang Y. Ethnic disparities in childhood BMI trajectories and obesity and potential causes among 29,250 US children: findings from the Early Childhood Longitudinal Study–Birth and Kindergarten Cohorts. *Int J Obes (Lond)*. 2018. doi:10.1038/s41366-018-0091-4.
9. Pan L, Freedman DS, Sharma AJ, et al. Trends in obesity among participants aged 2–4 years in the Special Supplemental Nutrition Program for Women, Infants, and Children – United States, 2000–2014. *MMWR Morb Mortal Wkly Rep*. 2016;65(45):1256-1260. doi:10.15585/mmwr.mm6545a2
10. Fowokan AO, Sakakibara BM, Onsel N, et al. Correlates of elevated blood pressure in healthy children: a systematic review. *Clin Obes*. 2018;8(5):366-381. doi:10.1111/cob.12271.
11. McCallister M, Medrano R, Wojcicki J. Early life obesity increases the risk for asthma in San Francisco born Latina girls. *Allergy Asthma Proc*. 2018;39(4):273-280. doi:10.2500/aap.2018.39.4125.
12. Kjellberg E, Roswall J, Bergman S, et al. Longitudinal birth cohort study found that a significant proportion of children had abnormal metabolic profiles and insulin resistance at 6 years of age. *Acta Paediatr*. 2018. doi:10.1111/apa.14599.
13. Carsley S, Tu K, Parkin PC, Pullenayegum E, Birken CS. Overweight and obesity in preschool aged children and risk of mental health service utilization. *Int J Obes (Lond)*. 2018. doi:10.1038/s41366-018-0280-1.
14. Martin A, Booth JN, Young D, et al. Associations between obesity and cognition in the pre-school years. *Obesity (Silver Spring)*. 2016;24(1):207-14. doi:10.1002/oby.21329.
15. Geserick M, Vogel M, Gausche R, et al. Acceleration of BMI in early childhood and risk of sustained obesity. *N Engl J Med*. 2018;379(14):1303-1312. doi:10.1056/NEJMoa1803527.
16. 2017 Child Care Licensing Study. National Association for Regulatory Administration. Accessed September 22, 2020. <http://nara.memberclicks.net/assets/docs/ChildCareLicensingStudies/2017CCStudy/NARA%202017%20Licensing%20Survey%20Report%20FINALrev.pdf>
17. U.S. Department of Health & Human Services. Office of Child Care. FY 2018 Preliminary Data Table 4 - Average Monthly Percentages of Children Served in Regulated Settings vs. Settings Legally Operating Without Regulation. Reviewed December 3, 2019. Accessed September 22, 2020. <https://www.acf.hhs.gov/occ/resource/fy-2018-preliminary-data-table-4>
18. USDA Food and Nutrition Service. Child and Adult Care Food Program website. Accessed August 10, 2020. <https://www.fns.usda.gov/cacfp>
19. Ward D, Story M. Role of policies and practices within early care and education programs to support healthy food and physical activity practices. *Child Obes*. 2018;14(6):340. doi:10.1089/chi.2018.29004.ms.
20. Ward DS, Welker E, Choate A, et al. Strength of obesity prevention interventions in early care and education settings: a systematic review. *Prev Med*. 2017;95 Suppl:S37- S52. doi:10.1016/j.ypmed.2016.09.033.

REFERENCES

21. Reynolds MA, Jackson Cotwright C, Polhamus B, Gertel-Rosenberg A, Chang D. Obesity prevention in the early care and education setting: successful initiatives across a spectrum of opportunities. *J Law Med Ethics*. 2013 Winter;41 Suppl 2:8-18. doi:10.1111/jlme.12104.
22. American Academy of Pediatrics, American Public Health Association, National Resource Center for Health and Safety in Child Care and Early Education. CFOC standards online database. National Resource Center for Health and Safety in Child Care and Early Education website. Updated June 26, 2020. Accessed August 5, 2020. <https://nrckids.org/CFOC>
23. National Resource Center for Health and Safety in Child Care and Early Education. Achieving a state of healthy weight: a national assessment of obesity prevention terminology in child care regulations 2010. Updated September 2020. <https://nrckids.org/HealthyWeight/Archives>
24. American Academy of Pediatrics, American Public Health Association, and National Resource Center for Health and Safety in Child Care and Early Education. *Preventing Childhood Obesity in Early Care and Education Programs: Selected Standards from Caring for Our Children: National Health and Safety Performance Standards; Guidelines for Early Care and Education Programs*, 3rd edition. American Academy of Pediatrics; 2010.
25. *Origin of Achieving a State of Healthy Weight high-impact obesity prevention standards*. National Resource Center for Health and Safety in Child Care and Early Education. Updated September 18, 2020. <https://nrckids.org/files/HIOPSOriin.pdf>
26. Archived ASHW reports. National Resource Center for Health and Safety in Child Care and Early Education. Updated September 18, 2020. <https://nrckids.org/HealthyWeight/Archives>
27. Achieving a state of healthy weight 2019 supplement: state profiles for child care centers. National Resource Center for Health and Safety in Child Care and Early Education. Updated September 18, 2020. <https://nrckids.org/2019SupplementCenters>
28. Achieving a state of healthy weight 2019 supplement: state profiles for large family child care homes. National Resource Center for Health and Safety in Child Care and Early Education. Updated September 18, 2020. <https://nrckids.org/2019SupplementLarge>
29. Achieving a state of healthy weight 2019 supplement: state profiles for small family child care homes. National Resource Center for Health and Safety in Child Care and Early Education. Updated September 18, 2020. <https://nrckids.org/2019SupplementSmall>
30. State documents rated for ASHW: 2010 to date. National Resource Center for Health and Safety in Child Care and Early Education. Updated September 18, 2020. <http://nrckids.org/files/ASHW2019.StateDocumentsRated.pdf>
31. National Database of Child Care Licensing Regulations. National Center on Early Childhood Quality Assurance. Accessed July 31, 2020. <https://childcareta.acf.hhs.gov/licensing>
32. Centers for Disease Control and Prevention, Division of Nutrition, Physical Activity and Obesity. State Licensing Score Cards. 2020. <http://www.cdc.gov/obesity/strategies/early-care-education/state-scorecards.html>
33. State public health actions (1305) (2013-2018). Centers for Disease Control and Prevention. Accessed August 7, 2020. <https://www.cdc.gov/nccdphp/dnpao/state-local-programs/span-1807/past-program.html>
34. Garvin TM, Weissenburger-Moser Boyd L, Chiappone A, et al. Multisector approach to improve healthy eating and physical activity policies and practices in early care and education programs: the National Early Care and Education Learning Collaboratives Project, 2013-2017. *Prev Chronic Dis*. 2019;16:E94. doi:10.5888/pcd16.180582
35. American Academy of Pediatrics, American Public Health Association, and National Resource Center for Health and Safety in Child Care and Early Education. Preventing Childhood Obesity in Early Care and Education Programs (PCO Online Collection). National Resource Center for Health and Safety in Child Care and Early Education. <https://nrckids.org/CFOC/Collections>

Findings for regulations and regulatory changes related to ASHW High-Impact Obesity Prevention Standards (HIOPS) are reported below.

ASHW 2010 & ASHW 2011

- 2010 baseline study rated all states’ regulations for HIOPS in Nutrition, Infant Feeding, & Physical Activity/Screen Time
- In both 2010 & 2011:
 - HIOPS were not substantially better regulated for one care type vs. others
 - Only 13% all ratings nationally indicated regulations fully supporting HIOPS
 - More than ½ of ratings indicated no relevant HIOPS text was identified
 - Physical Activity/Screen Time was the least regulated domain
 - Leading states (with strongest HIOPS regulations) were DE & MS
- AZ, AR & ND enacted 2011 regulatory changes—88% of changes improved HIOPS

ASHW 2012

- 12 states (CA, CO, FL, IA, KS, MD, NV, NM, NC, TX, WA & WY) enacted regulatory changes—94% of rated changes improved HIOPS
- 15% of all ratings nationally indicated regulations fully supporting HIOPS
- Physical Activity/Screen Time HIOPS remained largely unregulated
- Child and Adult Care Food Program (CACFP) guidelines newly supported 2 HIOPS:
 - *Serve 1% or skim milk to children 2 and older*—30 states received higher ratings
 - *Make water available both inside and outside*—25 states received higher ratings
- Leading states were DE, MS

ASHW 2013

- 10 states (FL, KS, KY, MS, NE, NJ, NC, ND, RI & WY) enacted regulatory changes—94% of rated changes improved HIOPS
- 16% of all ratings nationally indicated regulations fully supporting HIOPS
- Physical Activity/Screen Time HIOPS remained least regulated
- COPR scores (weighted summary scores) were introduced to compare states regulations and treatment of HIOPS
- Leading states were DE, MS, NC & RI

ASHW 2014

- 7 states (GA, IL, MI, NM, NY, TX & WV) enacted regulatory changes—100% of rated changes improved HIOPS
- 17% of all ratings nationally indicated regulations fully supporting HIOPS
- Most improved HIOPS were for infant tummy time and prohibiting juice for infants
- Physical Activity/Screen Time HIOPS remained largely unregulated
- Leading states remained DE, MS, NC & RI
- 23 states’ regulations re: HIOPS were unchanged since 2010

ASHW 2015

- 6 states (AR, CO, DE, LA, MD & NY) enacted regulatory changes—91% of rated changes improved HIOPS
- 17% of all ratings nationally indicated regulations fully supporting HIOPS
- Most improved HIOPS were serving low-fat milk for children 2+, and use screen media only for educational and physical activity purposes
- Leading states remained DE, MS, NC & RI
- 23 states’ regulations re: HIOPS remained unchanged since 2010
- Physical Activity/Screen Time changed more than Infant Feeding and Nutrition

ASHW 2016

- 6 states (CO, DC, MO, OH, OK & VT) enacted regulatory changes—76% of rated changes improved HIOPS
 - DC’s HIOPS changes yielded vast “state” improvements
- 18% of all ratings nationally indicated regulations fully supporting HIOPS
- Leading states: DE, MS, NC, & CO
- Regulations often contradict 3 HIOPS
 - *Avoid sugar*
 - *No juice under 12 mos.*
- *Serve mashed/pureed whole fruit 7 - 12 mos.*

ASHW 2017

- 7 states (DE, FL, ME, NH, NJ, RI & UT) enacted regulatory changes—83% of rated changes improved HIOPS
- 24% of all ratings nationally indicated regulations fully supporting HIOPSs; 1% contradict HIOPS
- Leading “states” were DC, NC, CO, VT & MD
- Most improved states since 2010 were DC, FL, NJ, VT & UT
- 29* states earned nearly 600 positive changes in 2017 to due to mandatory CACFP Meal Pattern improvements
- Most improved HIOPS were *Serve no juice before age 12 mos.* (ID3) and *Serve low-fat milk age 2+ (NA5)*, due to CACFP changes since 2010
- 15 states’ regulations re: HIOPS remained unchanged 2010-2017

*Reflects correction to national dataset in which 2017 CACFP improved ratings were applied for OR Small Family Child Care Home regulations that were not reported in ASHW 2017

ASHW 2018

- 5 states (AL, KY, NV, NC, and TN) enacted regulatory changes – 83% of rated changes improved HIOPS
- Leading states: TN, NC, DC, CO
- HIOPS were strengthened by 83% of state changes; HIOPS were weakened by 17% of state changes
- HIOPS were most fully supported in Tennessee, North Carolina and Nevada
- From 2010 to 2018:
 - Full regulatory support of HIOPS increased from 12% to 26%
 - Licensing regulations contradicting HIOPS decreased from 3% to 1%
 - Failure to address HIOPS in licensing regulations declined from 55% to 43%
- Most improved HIOPS were *feed infants on cue (IB1)*, *use only 100% juice...(NC1)*, *make water available...(ND1)*, *serve small-sized, age-appropriate portions (NF1)* and *provide children with adequate space...(PA1)*
- Least supported HIOPS are *limit oils...and fried foods (NA1)*, *limit salt...(NG1)*, *provide orientation and annual training opportunities for caregivers/teachers to...promote physical activity (PA2)*, *develop written policies on the promotion of physical activity...(PA3)*, and *require caregivers/teachers to...participate in active games (PA4)*

Notes

- Several states made changes each year that were not pertinent to ASHW.
- See prior ASHW reports @ <https://nrckids.org/HealthyWeight/Archives>
- Annual %s of positive change listed below may differ from reports accessed above, as %s were recalculated to account for data adjustments described in ASHW 2017, Appendix C.

Achieving a State of Healthy Weight Methodology

The National Resource Center for Health and Safety in Child Care and Early Education (NRC) designed the Achieving a State of Health Weight (ASHW) methodology in 2010 to assess all states' licensing regulations that were in effect for early care and education (ECE) programs during calendar 2010. Licensing regulations of all states and the District of Columbia (*the states*, for convenience) for child care centers (Ctrs), large or group family child care homes (LFCCHs), and small family child care homes (SFCCHs) were reviewed and rated. In annual updates, NRC screens new and revised licensing documents and rates those with new or changed rules that pertain to the ASHW 47 high-impact obesity prevention standards (HIOPS).¹ The NRC applies the following method in annual reassessments as described below. Modifications are identified with the year of adoption.

1. **Identification of new and revised child care regulations.** NRC assesses regulations for CTRs, LFCCHs and SFCCHs for licensure or mandatory registration. New and revised regulations made effective January 1 – December 31 of a given year are identified by monitoring states' child care licensing websites and through outreach to state licensing agencies as needed. Final website checks occur by mid-January of the following year (e.g., January 2020 for *ASHW 2019*). NRC downloads regulatory documents directly from the state website. Documents posted after the final check are screened in the next study. Periodically, NRC reviews the [National Center for Early Childhood Quality Assurance](#) state pages to identify new/revised or previously missed documents (practice formally adopted 2018). Missed documents are screened and reported in the year of discovery.
2. **Categorization of documents by care type.** Most states define care types consistent with the *Caring for Our Children (CFOC)* definitions (see <https://nrckids.org/files/CFOC4GuidingPrinciples.pdf>). In other cases, NRC categorizes documents according to the best logical fit with *CFOC*. Prior to *ASHW 2019*, some states' center ratings also were assigned to LFCCHs if there were not separate LFCCH rules and the center definition could encompass care provided in a residence for approximately 7 – 12 children. NRC discontinued this procedure as a general practice in 2019 in collaboration with the CDC Division of Nutrition Physical Activity and Obesity (DNPAO). Exceptions remain for center regulations that recognize a subtype of care that aligns substantially with the LFCCH definition (specifying location in a residence and similar group size). In these cases, center ratings remain assigned to the LFCCH category. Two examples are North Carolina (*10A NCAC Chapter 9 - Child Care Rules*, effective September 1, 2019) and Kentucky (*922 KAR 2:090. Child-Care Center Licensure*, updated August 2018). States for which the center definition could, but does not specifically, align with the *CFOC* LFCCH definition, no longer have LFCCH ratings. The policy change was not retroactive, so that 2010-2018 LFCCH ratings remain in the historical ASHW data sets and in prior reports and supplements.
3. **Document screening.** The NRC screens regulatory documents visually and electronically. Revised documents are compared to the most recently rated version using Adobe® Acrobat Pro to identify new and altered text. If extensive revisions make the Adobe comparison difficult to decipher, screeners scan and search the revised document for key ASHW terms. Screeners scan new documents visually for general organization and information, and follow up with electronic searches. Review of specific sections (e.g., infant care, nutrition, prohibited practices, screen time, and physical activity) often are reread for related language not identified in searches. The NRC screens numerous documents each year (typical range = 40-60). Since the majority of revisions are not relevant to HIOPS, a state may issue several unrated versions.

¹ HIOPS were referred to as *ASHW variables* or *Healthy Weight Practices* until the nomenclature was changed to HIOPS in *ASHW 2019*. This revised appendix replaces previous nomenclature with the term *HIOPS*. For more information on the HIOPS, see Origin of Achieving a State of Healthy Weight high-impact obesity prevention standards. National Resource Center for Health and Safety in Child Care and Early Education. <https://nrckids.org/files/HIOPSOriOrigin.pdf>. Published September 18, 2020.

4. **Rater training.** New raters are trained to use the *ASHW Rating Manual* on previously assessed documents and by observing procedures and decisions during rating of a new document by an experienced rater. In the latter case, the new rater would not be assigned to rate a document used for training. ASHW rating teams achieve high inter-rater reliability (typically $r_s > 0.90$).
5. **Document rating and data entry.** Two raters independently rate each regulatory document on 47 ASHW HIOPS using NRC's *ASHW Rating Manual* (last updated October 2018). The manual defines rules for assignment of rating values, with specific guidelines for each HIOPS. The manual uses a four-point scale (1 to 4), where:
 - 1 = Regulation contradicts the HIOPS
 - 2 = Regulation does not address the HIOPS
 - 3 = Regulation partially supports the HIOPS
 - 4 = Regulation fully supports the HIOPS

If a state does not regulate a specific child care type, ratings of "0" are displayed for the care type for all HIOPS on the state profile page in ASHW Supplements. In instances where states have more than one relevant document for a child care type, all of the documents are rated and entered into an ASHW database, a Microsoft Access database management system. Both raters record her/his ratings for a document in the database, along with text justifying the rating.

6. **Resolution of discrepant ratings.** When raters disagree, the raters meet with the NRC Evaluator to determine the appropriate value. Occasionally, the conferences point to the need to include a new search term or more clarification in the *ASHW Rating Manual*. If new search terms or guidance are added to the manual, the amended guidance is not applied to past ratings. The update rating rules would be applied the next time a state's documents are rated.
7. **"CACFP States."** CFOC standard 4.2.0.3: Use of US Department of Agriculture Child and Adult Care Food Program Guidelines (CACFP) encourages following CACFP guidelines. Many states align some nutrition and infant feeding regulations with CACFP by requiring licensed programs to follow the guidelines, whether or not they formally participate in CACFP. NRC refers to these states as "CACFP states." The CACFP Meal and Snack Patterns include guidance related to ASHW HIOPS in nutrition and infant feeding. NRC rated the patterns in 2010 (with subsequent adjustments for CACFP updates in 2011 and 2017). NRC assigns the ratings earned by the CACFP to selected HIOPS for the impacted care type(s), taking into account any state specific regulatory text that may raise or lower the rating. Where CACFP lacks related content, ratings are based upon state text alone.

In 2011, CACFP added new for the availability of water and serving only skim or 1% milk to children age 2 years and older. NRC revised the *ASHW Rating Manual*, and improved ratings for "CACFP states in ASHW 2012. More CACFP updates became mandatory for participating programs in October 2017. NRC again revised the *ASHW Rating Manual* in ASHW 2017, and CACFP states were assigned improved ratings (no CACFP ratings declined), contingent upon additional state text and the following decision rules.

ASHW 2017 CACFP DECISION RULES

CACFP 2017 improvements were assigned to states that:

- a) Reproduce the new patterns or cite the new requirements in regulatory text;
- b) Direct the reader to a source for the updated materials (either a state source or the USDA FNS CACFP website);
- c) Specify the need to follow the current or most up-to-date Meal Patterns (or similar verbiage), regardless of any out-of-date Meal and Snack Pattern reproductions or text; or,
- d) Specify only the CACFP program name or identification in Federal Code (7 CFR § 226.20 - Requirements for meals), requiring the reader to seek the information.

States with older regulations that included only reproduced versions of the earlier Meal Patterns, or only outdated text from the Meal Pattern with no additional information encouraging the reader to seek out updates did not receive the 2017 CACFP improvements. They retained their ratings based on CACFP as of 2012. The NRC's 2017 CACFP decision rules remain in effect for regulatory revisions going forward (*adopted 2018*).

8. **Establishment of annual “final ratings.”** ASHW calculations use a single score for each HIOPS for each regulated care type. Where multiple documents regulate a given care type in a state and the ratings differ among documents, the highest rating for the HIOPS prevails as the “final rating” (an *ASHW 2010* policy). The rationale for the policy is that providers must observe all existing pertinent regulations, so the regulation that rates higher supplants a lower-rated one.
9. **Data corrections.** Three types of past errors account for most corrections of previously published data. They are: 1) single rating errors such as data entry errors; 2) missed documents; and, 3) inappropriate award in 2010 of CACFP values based on reference to *USDA Dietary Guidelines* rather than CACFP. When past erroneous ratings are identified, the NRC updates the ASHW database to reflect the corrected values. Through *ASHW 2018*, when the NRC formalized its Data Quality Assurance (QA) Plan, data corrections were retroactive from the year in which they occurred through subsequent years until replaced by ratings of a later revision. From *ASHW 2019* onward, data corrections are no longer retroactive. A correction is made in the year of identification (as determined in collaboration with the CDC DNPAO, 2019). Earlier ASHW reports and supplements posted on the NRC website do not reflect subsequently corrected data.
10. **Data analysis and presentation.** The NRC exports annual ratings from the ASHW Database to Excel for generation of charts and tables and comparison of current year data to baseline data. Team members review the output to determine key findings for the ASHW reports. *ASHW 2010* through *ASHW 2012* were single volume presentations of national findings and included state profile pages (tables of each state's ratings for all 47 HIOPS and all care types). For *ASHW 2013* through *ASHW 2018*, the yearly changes and current national overview were retained in an ASHW report, and the state profile pages were presented separately in an ASHW supplement. Beginning with *ASHW 2019*, state profiles appear in a supplement for each care type (i.e., three supplements): centers, large family child care homes and small family child care homes.

11. **Computation of Summary Scores.** Beginning with *ASHW 2013*, the NRC developed formulas to facilitate comparisons of states' support of HIOPS, and comparisons of support for each HIOPS across all states. Through *ASHW 2018*, the formula computed *Childcare Obesity Prevention Regulation Scores*, or *COPR Scores*. In 2019 in collaboration with the CDC DNPAO, NRC adopted a new formula to calculate summary scores, replacing the *COPR Scores* with *Obesity Prevention Summary Scores*, or *OPSS*.² The calculation serves the same functions as *COPR Scores*, allowing comparisons of the states and national treatment of the HIOPS. The OPSS formula weights ASHW ratings as follows, in the formula presented below:

Ratings = 1 (contradict the HIOPS) are weighted 0 points
 Ratings = 2 (fail to address the HIOPS) are weighted 30 points
 Ratings = 3 (partially support the HIOPS) are weighted 70 points
 Ratings = 4 (fully support the HIOPS) are weighted 100 points

Obesity Prevention Summary Score Formula

$$OPSS = \frac{(total\ 1s\ x\ 0\ pts.) + (total\ 2s\ x\ 30\ pts.) + (total\ 3s\ x\ 70\ pts.) + (total\ 4s\ x\ 100\ pts.)}{total\ no.\ ratings}$$

For example, State X regulates two care types, earning a total of 94 ratings (i.e., 2 care types x 47 HIOPS = 94 ratings), which as are distributed as below:

4 ratings = 1
 60 ratings = 2
 20 ratings = 3
 10 ratings = 4
 94 total ratings

Applied to these data, the OPSS for State X equals 45 (44.68, rounded) of a possible 100.

$$OPSS = \frac{(4\ ratings\ x\ 0) + (60\ ratings\ x\ 30) + (20\ ratings\ x\ 70) + (10\ ratings\ x\ 100)}{94\ total\ ratings}$$

Regardless of the number of regulated care types, the *OPSS* range remains 0 - 100 (i.e., *OPSS* = 0 if all ratings = 1, to *OPSS* = 100, if all ratings = 4). Currently, no state has either extreme score for all of their cumulative child care regulations. Similarly, when *OPSS* are calculated for each HIOPS nationally, the range remains 0 to 100. Nor is any HIOPS completely supported nor unsupported across the nation at present.

Steps 1 -11 were applied as described in *ASHW 2019* and continue for future *ASHW* updates unless further modifications are deemed necessary.

² See the *COPR* formula in the Methodology/Appendices of the 2015-2018 reports. When used on the same data, *COPR* Score and *OPSS* formulas produced very similar, but not identical rankings, of states and HIOPS.

Source of ASHW Healthy Weight Practices in PCO/CFOC Online Standards

The tables below display ASHW High Impact Obesity Prevention Standards (HIOPS) in PCO/CFOC standards. Links to the NRC searchable CFOC Online Standards Database (@ <https://nrckids.org/CFOC/Database>) enable viewing the complete standard, rationale, references and related standards for each of the HIOPS.

Multiple-sourced HIOPS. The concepts captured in some ASHW HIOPS appear in different contexts in more than one PCO/CFOC standard. For example, the Infant Feeding HIOPS IB2: *do not feed beyond satiety*, is a core concept that is addressed slightly differently in two standards: [4.3.1.2 - Feeding Infants on Cue by a Consistent Caregiver/Teacher](#) (“observing satiety cues can limit overfeeding”) and [4.3.1.8 - Techniques for Bottle Feeding](#) (“Allow infant to stop the feeding”). Therefore, some ASHW HIOPS have more than one linked standard in the tables below.

INFANT FEEDING		
HIOPS	ASHW HIOPS Text	Source of HIOPS in PCO/CFOC Standards
IA1	Encourage and support breastfeeding and feeding of breast milk by making arrangements for mothers to feed their children comfortably on-site.	4.3.1.1 - General Plan for Feeding Infants
IA2	Serve human milk or infant formula to at least age 12 months, not cow's milk, unless written exception is provided by primary care provider and parent/guardian.	4.3.1.7 - Feeding Cow's Milk & 4.2.0.4 - Categories of Foods
IB1	Feed infants on cue.	4.3.1.2 - Feeding Infants on Cue by a Consistent Caregiver/Teacher & 4.3.1.8 - Techniques for Bottle Feeding
IB2	Do not feed infants beyond satiety; Allow infant to stop the feeding.	4.3.1.2 - Feeding Infants on Cue by a Consistent Caregiver/Teacher & 4.3.1.8 - Techniques for Bottle Feeding
IB3	Hold infants while bottle feeding; Position an infant for bottle feeding in the caregiver/teacher's arms or sitting up on the caregiver/teacher's lap.	4.3.1.8 - Techniques for Bottle Feeding
IC1	Develop a plan for introducing age-appropriate solid foods (complementary foods) in consultation with the child's parent/guardian and primary care provider.	4.3.1.11 - Introduction of Age-Appropriate Solid Foods to Infants
IC2	Introduce age-appropriate solid foods (128 a) no sooner than 4 months of age, and preferably around 6 months of age.	4.3.1.11 - Introduction of Age-Appropriate Solid Foods to Infants
IC3	Introduce breastfed infants gradually to iron-fortified foods no sooner than four months of age, but preferably around six months to complement the human milk.	4.3.1.11 - Introduction of Age-Appropriate Solid Foods to Infants
ID1	Do not feed an infant formula mixed with cereal, fruit juice or other foods unless the primary care provider provides written instruction.	4.3.1.5 - Preparing, Feeding, and Storing Infant Formula
ID2	Serve whole fruits, mashed or pureed, for infants 7 months up to one year of age.	4.2.0.4 - Categories of Foods 4.3.1.11 - Introduction of Age-Appropriate Solid Foods to Infants
ID3	Serve no fruit juice to children younger than 12 months of age.	4.2.0.4 - Categories of Foods & 4.2.0.7 - 100% Fruit Juice

APPENDIX C: Source of ASHW High Impact Obesity Prevention Standards in PCO/CFOC Online Standards

NUTRITION		
HIOPS	ASHW HIOPS Text	Source of HIOPS in PCO/CFOC Standards
NA1	Limit oils by choosing monounsaturated and polyunsaturated fats (such as olive oil or safflower oil) and avoiding trans fats, saturated fats and fried foods.	4.2.0.4 - Categories of Foods
NA2	Serve meats and/or beans - chicken, fish, lean meat, and/or legumes (such as dried peas, beans), avoiding fried meats.	4.2.0.4 - Categories of Foods
NA3	Serve other milk equivalent products such as yogurt and cottage cheese, using low-fat varieties for children 2 years of age and older.	4.2.0.4 - Categories of Foods
NA4	Serve whole pasteurized milk to twelve to twenty-four month old children who are not on human milk or prescribed formula, or serve reduced fat (2%) pasteurized milk to those who are at risk for hypercholesterolemia or obesity	4.3.2.3 - Encouraging Self-Feeding by Older Infants and Toddlers
NA5	Serve skim or 1% pasteurized milk to children two years of age and older.	4.3.2.3 - Encouraging Self-Feeding by Older Infants and Toddlers
NB1	Serve whole grain breads, cereals, and pastas.	4.2.0.4 - Categories of Foods
NB2	Serve vegetables, specifically, dark green, orange, deep yellow vegetables; and root vegetables, such as potatoes and viandas.	4.2.0.4 - Categories of Foods
NB3	Serve fruits of several varieties, especially whole fruits.	4.2.0.4 - Categories of Foods
NC1	Use only 100% juice with no added sweeteners.	4.2.0.7 - 100% Fruit Juice
NC2	Offer juice only during meal times.	4.2.0.7 - 100% Fruit Juice
NC3	Serve no more than 4 to 6 oz juice/day for children 1-6 years of age.	4.2.0.4 - Categories of Foods & 4.2.0.7 - 100% Fruit Juice
NC4	Serve no more than 8 to 12 oz juice/day for children 7-12 years of age.	4.2.0.4 - Categories of Foods & 4.2.0.7 - 100% Fruit Juice
ND1	Make water available both inside and outside.	4.2.0.6 - Availability of Drinking Water
NE1	Teach children appropriate portion size by using plates, bowls and cups that are developmentally appropriate to their nutritional needs.	4.3.2.2 - Serving Size for Toddlers and Preschoolers & 4.7.0.1 - Nutrition Learning Experiences for Children
NE2	Require adults eating meals with children to eat items that meet nutrition standards.	4.5.0.4 - Socialization During Meals
NF1	Serve small-sized, age-appropriate portions.	4.3.2.2 - Serving Size for Toddlers and Preschoolers
NF2	Permit children to have one or more additional servings of the nutritious foods that are low in fat, sugar, and sodium as needed to meet the caloric needs of the individual child; Teach children who require limited portions about portion size and monitor their portions.	4.3.2.2 - Serving Size for Toddlers and Preschoolers & 4.5.0.4 - Socialization During Meals
NG1	Limit salt by avoiding salty foods such as chips and pretzels.	4.2.0.4 - Categories of Foods
NG2	Avoid sugar, including concentrated sweets such as candy, sodas, sweetened drinks, fruit nectars, and flavored milk.	4.2.0.4 - Categories of Foods
NH1	Do not force or bribe children to eat.	4.5.0.11 - Prohibited Uses of Food
NH2	Do not use food as a reward or punishment.	4.5.0.11 - Prohibited Uses of Food

APPENDIX C: Source of ASHW High Impact Obesity Prevention Standards in PCO/CFOC Online Standards

PHYSICAL ACTIVITY/SCREEN TIME		
HIOPS	ASHW HIOPS Text	Source of HIOPS in PCO/CFOC Standards
PA1	Provide children with adequate space for both inside and outside play.	3.1.3.1 - Active Opportunities for Physical Activity
PA2	Provide orientation and annual training opportunities for caregivers/teachers to learn about age-appropriate gross motor activities and games that promote children’s physical activity.	3.1.3.4 - Caregivers'/Teachers' Encouragement of Physical Activity
PA3	Develop written policies on the promotion of physical activity and the removal of potential barriers to physical activity participation.	9.2.3.1 - Policies and Practices that Promote Physical Activity
PA4	Require caregivers/teachers to promote children’s active play, and participate in children’s active games at times when they can safely do so.	3.1.3.4 - Caregivers'/Teachers' Encouragement of Physical Activity
PA5	Do not withhold active play from children who misbehave, although out-of-control behavior may require five minutes or less calming periods to help the child settle down before resuming cooperative play or activities.	3.1.3.1 - Active Opportunities for Physical Activity
PB1	Do not utilize media (television [TV], video, and DVD) viewing and computers with children younger than two years.	2.2.0.3 - Screen Time/Digital Media Use
PB2	Limit total media time for children two years and older to not more than 30 minutes once a week. Limit screen time (TV, DVD, computer time).	2.2.0.3 - Screen Time/Digital Media Use & 3.1.3.4 - Caregivers'/Teachers' Encouragement of Physical Activity
PB3	Use screen media with children age two years and older only for educational purposes or physical activity.	2.2.0.3 - Screen Time/Digital Media Use
PB4	Do not utilize TV, video, or DVD viewing during meal or snack time.	2.2.0.3 - Screen Time/Digital Media Use
PC1	Provide daily for all children, birth to six years, two to three occasions of active play outdoors, weather permitting.	3.1.3.1 - Active Opportunities for Physical Activity
PC2	Allow toddlers sixty to ninety minutes per eight-hour day for vigorous physical activity.	3.1.3.1 - Active Opportunities for Physical Activity
PC3	Allow preschoolers ninety to one-hundred and twenty minutes per eight-hour day for vigorous physical activity.	3.1.3.1 - Active Opportunities for Physical Activity
PD1	Provide daily for all children, birth to six years, two or more structured or caregiver/ teacher/ adult-led activities or games that promote movement over the course of the day—indoor or outdoor.	3.1.3.1 - Active Opportunities for Physical Activity & 3.1.3.4 - Caregivers'/Teachers' Encouragement of Physical Activity
PE1	Ensure that infants have supervised tummy time every day when they are awake.	3.1.3.1 - Active Opportunities for Physical Activity
PE2	Use infant equipment such as swings, stationary activity centers (ex. exersaucers), infant seats (ex. bouncers), molded seats, etc. only for short periods of time if at all.	3.1.3.1 - Active Opportunities for Physical Activity

APPENDIX D: State Documents Searched in 2019

Although the NRC makes extensive efforts to discover new and revised documents each year through website searches, email request, and calls to state child care licensing agencies, a new regulation may go undiscovered and unrated in the year it is made effective. In such cases, NRC will screen and/or rated the document as appropriate for inclusion in the ASHW report for the year of discovery. If state licensing personnel are aware such missed documents, please inform the NRC at Natl.Child.Res.Ctr@ucdenver.edu. Child care types: CTR=Centers, LRG=Large Family Homes, SML=Small Family Homes.

Documents rated in 2019 are highlighted.

STATE & Document Status	Document Title	New Document Date	Revision Date	Previous rated version**	Child care types covered by document		
					CTR	LRG	SML
AL	ALABAMA						
Rated	Minimum Standards for Day Care Centers and Nighttime Centers: Regulations and Procedures		9/30/2019		X		
Screened	Minimum Standards for Family Day Care Homes, Family Nighttime Homes and Group Day Care Homes, Group Nighttime Homes: Regulations and Procedures		9/30/2019			X	X
Screened	Health and Safety Guidelines Requirements and Procedures for Facilities Participating in the Child Care Subsidy Program		9/30/2019		X	X	X
AK	ALASKA						
Screened	Child Care Licensing Policies and Procedures Manual		7/1/2019		X	X	X
Screened	Title 7 AAC 57- Child Care Facilities Licensing		2019		X	X	X
AZ	ARIZONA						
Rated	Arizona Administrative Code and Arizona Revised Statutes for Child Care Facilities (Title 9 Ch 5)		12/5/2018		X		
AR	ARKANSAS						
Screened	Minimum Licensing Requirements for Child Care Centers		4/01/2019		X		
Screened	Minimum Licensing Requirements for Licensed Child Care Family Homes		4/01/2019			X	
Screened	Minimum Licensing Requirements for Registered Child Care Family Homes		4/01/2019				X
CA	CALIFORNIA						
Screened	Title 22, Division 12, Chapter 1. – Child Care Center		6/17/2019		X		
Screened	Health and Safety Code, Division 2. Licensing Provisions, Chapter 3.4. California Child Day Care Act Articles 1 & 2		7/01/2019		X	X	X
CO	COLORADO						
Screened	7.700 Child Care Facility Licensing 7.701 General Rules for Child Care Facilities		6/2019		X	X	X
CT	CONNECTICUT						
Screened	Statutes and Regulations for Child Care Center and Group Child Care Homes		2/2019		X	X	
Screened	Statutes and Regulations for Family Child Care Homes		2/2019				X
Screened	Public Acts Recently Enacted		2019		X	X	X
DE	DELAWARE						
Rated	DELACARE: Regulations for Early Care and Education and School-Age Centers		5/1/2019		X		
Rated	DELACARE: Regulations for Family and Large Family Child Care Homes		5/2019			X	X

** Please note: The document date listed in this column is the last version rated for ASHW. Many states may have released intervening revisions that were screened but not rated because the intervening versions did not change rules related to ASHW Healthy Weight Practices. 29

APPENDIX D: State Documents Searched in 2019

STATE & Document Status	Document Title	New Document Date	Revision Date	Previous rated version**	Child care types covered by document		
					CTR	LRG	SML
FL	FLORIDA						
Screened	Chapter 65C-22 Child Care Standards		6/12/2019		X		
Rated	Family Day Care Home and Large Family Child Care Home Handbook		5/2019			X	X
Screened	Chapter 65C-20 Family Day Care Standards and Large Family Child Care Homes		6/12/2019			X	X
Screened	2019 Florida Statutes Sections 402.26-402.319 Child Care		2019		X	X	X
GA	GEORGIA						
Screened	Rules and Regulations Child Care Learning Centers		10/1/2019		X		
Screened	Rules and Regulations Family Child Care Learning Homes		10/1/2019				X
HI	HAWAII						
Screened	Amendments to: Hawaii Administrative Rules Title 17, Chapter 895 Licensing of Infant and Toddler Child Care Centers		2/24/2017		X		
Screened	Amendments to: Hawaii Administrative Rules Title 17, Chapter 891.1 Registration of Family Child Care Homes		2/24/2017				X
ID	IDAHO						
Screened	16.06.02 – Rules Governing Standards for Child Care Licensing		6/2019		X	X	X
IL	ILLINOIS						
Screened	Part 407 Licensing Standards for Day Care Centers		1/2019		X		
Screened	Part 408 Licensing Standards for Group Day Care Homes		1/2019			X	
Screened	Part 406 Licensing Standards for Day Care Homes		1/2019				X
IA	IOWA						
Screened	Chapter 109 Child Care Centers		11/6/2019		X		
Screened	Chapter 110 Child Development Homes		11/6/2019			X	X
KS	KANSAS						
Screened	Kansas Laws and Regulations for Licensing Preschools and Child Care Centers		3/2019		X		
Screened	Kansas Laws and Regulations for Licensing Day Care Homes and Group Day Care Homes for Children		3/2019			X	X
KY	KENTUCKY						
Screened	922 KAR 2:100. Certification of Family Child-Care Homes		1/2020			X	X
LA	LOUISIANA						
Screened	Title 28 Part CLXI. Bulletin 137—Louisiana Early Learning Center Licensing Regulations		4/2019		X		
MI	MICHIGAN						
Rated	Licensing Rules for Child Care Centers		12/17/2019		X		
Screened	Child Care Organizations Act 116 of 1973		3/28/2018		X	X	X
Screened	Licensing Rules for Family and Group Child Care Homes		12/17/2019			X	X
MN	MINNESOTA						
Screened	Chapter 9502 Licensing of Day Care Facilities (Family Day Care and Group Family Day		10/30/2019			X	X
Screened	Chapter 9503 Child Care Center Licensing		10/30/2019		X	X	X

**** Please note:** The document date listed in this column is the last version rated for ASHW. Many states may have released intervening revisions that were screened but not rated because the intervening versions did not change rules related to ASHW Healthy Weight Practices.

APPENDIX D: State Documents Searched in 2019

STATE & Document Status	Document Title	New Document Date	Revision Date	Previous rated version**	Child care types covered by document		
					CTR	LRG	SML
MO	MISSOURI						
Screened	Chapter 61—Licensing Rules for Family Day Care Homes		7/31/2019				X
Screened	Chapter 62—Licensing Rules for Group Child Care Homes and Child Care Centers		7/31/2019		X	X	X
NM	NEW MEXICO						
Screened	Title 8 Ch 16 Part 2 Child Care Centers, Out of School Time Programs, Family Child Care Homes, and Other Early Care and Education Programs		10/1/2019		X	X	X
NY	NEW YORK						
Screened	Part 418_1: Day Care Centers		9/25/2019		X		
Screened	Part 416: Group Family Day Care Homes Part 418_2: Small Day Care Centers		9/25/2019		X		
Screened	Part 416: Group Family Day Care Homes		9/25/2019			X	
Screened	Part 417: Family Day Care Homes		9/25/2019				X
Screened	Part 412: Child Day Care Definitions, Enforcement and Hearings		9/25/2019		X	X	X
NC	NORTH CAROLINA						
Screened	Chapter 9 - Child Care Rules		9/2019		X	X	X
OH	OHIO						
Screened	Child Care Center Rules		12/01/2019		X		
Screened	Family Child Care Rules		12/01/2019			X	X
OR	OREGON						
Screened	Rules for Certified Child Care Centers		3/28/2019		X		
Screened	Rules for Certified Family Child Care		3/28/2019			X	
Screened	Rules for Registered Family Child Care Homes		3/28/2019				X
RI	RHODE ISLAND						
Screened	Chapter 70 – Office of Child Care Licensing, PART 1 – Child Care Center and School Age Program Regulations for Licensure		10/28/2019		X		
Screened	Chapter 70, Part 7 – Group Family Child Care Home Regulations for Licensure		12/6/2019			X	
Screened	Chapter 70, Part 2 – Family Child Care Home Regulations for Licensure		12/6/2019				X
SC	SOUTH CAROLINA						
Screened	Chapter 114 Regulations for the Licensing of Child Care Centers		1/23/2019		X		
Screened	Chapter 13 Child Care Facilities		5/2019		X	X	X
TN	TENNESSEE						
Screened	Chapter 1240-04-01 Licensure Rules For Child Care Agencies		1/2019		X		
TX	TEXAS						
Screened	Minimum Standards for Child-Care Centers		10/2018		X		
Screened	Minimum Standards for Child-Care Homes		10/2018			X	X
UT	UTAH						
Screened	R430-8 Exemptions from Child Care Licensing				X	X	X
VA	VIRGINIA						
Screened	Standards for Licensed Child Day Centers		10/17/2019		X		
Screened	General Procedures and Information for Licensure		10/17/2019		X	X	X

**** Please note:** The document date listed in this column is the last version rated for ASHW. Many states may have released intervening revisions that were screened but not rated because the intervening versions did not change rules related to ASHW Healthy Weight Practices.

APPENDIX D: State Documents Searched in 2019

STATE & Document Status	Document Title	New Document Date	Revision Date	Previous rated version**	Child care types covered by document		
					CTR	LRG	SML
WA	WASHINGTON						
Rated	Chapter 110-300 WAC Foundational Quality Standards for Early Learning Programs (Formerly: Chapter 170-300 WAC)	11/6/2019	11/6/2019		X	X	X
WI	WISCONSIN						
Rated	DCF 251 Licensing Rules for Group Child Care Centers and Child Care Programs Established or Contracted for by School Boards		9/30/2019		X		
Rated	DCF 250 Rule Book for Family Child Care Centers		9/30/2019				X

**** Please note:** The document date listed in this column is the last version rated for ASHW. Many states may have released intervening revisions that were screened but not rated because the intervening versions did not change rules related to ASHW Healthy Weight Practices.

Achieving a State of Healthy Weight Rating of the Child and Adult Care Food Plan

U.S. Department of Agriculture (USDA) Food and Nutrition Service (FNS) Child and Adult Care Food Program (CACFP, also referred to as CFR 226.20) offers reimbursement to eligible programs to provide nutritious meals and snacks for children from low income families in child care programs (as well elderly adults in day care programs). Participating programs must follow age-specific CACFP Meal and Snack Patterns that define types of food and appropriate serving sizes. As CACFP offers guidance specific to early care and education (ECE), many states' child care licensing regulations require some or all categories of ECE programs to adhere to CACFP guidelines, whether or not the individual programs formally participate in CACFP.

Caring for Our Children Standard 4.2.0.3 - Use of US Department of Agriculture Child and Adult Care Food Program Guidelines encourages adoption of the CACFP food guidance by all child care programs.¹ In 2010, the NRC's 2010 external expert workgroup rated Standard 4.2.0.3 as high in impact upon obesity prevention, as part of the process to inform selection of ASHW variables (now HIOPS, or High Impact Obesity Prevention Standards).² Since CACFP Infant and Child Meal and Snack Patterns often constitute or enhance states' nutrition regulations, the NRC rated CACFP on all ASHW Nutrition and Infant Feeding variables. When states reproduce CACFP requirements as part of licensing regulations for a given care type, or specify/confirm with the NRC a licensing requirement for adherence to CFR 226.20/CACFP guidelines, NRC regards these states as ASHW "CACFP states." CACFP ratings are taken into account in rating the associated regulations. If there is no additional state text, the state receives the ASHW CACFP ratings for select HIOPS. If regulations include supplementary relevant text, that text is reviewed to determine whether it raises or lowers the CACFP rating.

Two CACFP updates occurred since 2010 that required revision of ASHW CACFP ratings. In 2012, NRC applied the improved ratings for two HIOPS to all CACFP states. In 2017, newly updated Meal and Snack Patterns were made mandatory for CACFP participants, improving ASHW ratings for four Infant Feeding and five Nutrition HIOPS. To identify states that should be assigned the improvements, NRC reviewed the 2010 categorization of CACFP states. The deciding factor for improved ratings was the clarity of the need to follow current CACFP guidelines. (See the *ASHW 2017 Report*, Appendix C. Methodology.²) *State regulations vary in the ways they present the requirement to align nutrition practices with CACFP. Some cite CFR 226.20 or explicitly name CACFP. Others refer the reader to the USDA FNS CACFP website or in-state CACFP contacts. Some reproduce the patterns with or without identification as CACFP materials. Some states use some combinations of the preceding. The NRC's general rule is that reference to the federal code, to the CACFP program name or website, and/or reproductions of current Meal Patterns are sufficient to award improved CACFP ratings. When there are ambiguities (e.g., "USDA Guidelines" only), NRC typically reaches out to the state licensing agency for clarification. If no response is obtained, NRC uses best judgement. When a state newly requires adherence to CACFP guidelines, the state's ratings are adjusted accordingly. Tables 1 and Table 2, list the Infant Feeding and Nutrition HIOPS, respectively, and present the rating CACFP receives for each. CACFP Best Practices,⁴ introduced in the second CACFP update, provide stronger support for a few HIOPS than the basic Meal and Snack Patterns. They also are identified in Tables 1 and 2. However, through 2019, no state's regulations required adherence to the CACFP Best Practices.*

¹ See Standard 4.2.0.3 @ <https://nrckids.org/CFOC/Database/4.2.0.3>

² Origin of Achieving a State of Healthy Weight high-impact obesity prevention standards. National Resource Center for Health and Safety in Child Care and Early Education. <https://nrckids.org/files/HIOPSOriigin.pdf>. Published September 18, 2020.

³ ASHW 2017 Report, Appendix C: ASHW 2017 Method Notes (p.33-34) @ https://nrckids.org/files/ASHW.2017_7.23.18.pdf.

⁴ See CACFP Best Practices @ https://fns-prod.azureedge.net/sites/default/files/cacfp/CACFP_factBP.pdf.

ASHW RATING SCALE	
1 =	Content contradicts the HIOPS
2 =	Content does not address the HIOPS
3 =	Content partially supports the HIOPS
4 =	Content fully supports the HIOPS

Table 1. Infant Feeding

Table 1 summarizes Infant Feeding ratings assigned to states’ regulations that require licensed programs to follow CACFP. The ratings for 2010 versus 2017 updates are displayed (e.g., 3/4). 2017 CACFP Best Practice ratings are noted in the last column where applicable.

HIGH-IMPACT OBESITY PREVENTION STANDARD (HIOPS)	ASHW CACFP Rating 2010/2017	ASHW CACFP Best Practice Rating
IA1. Encourage and support breastfeeding and feeding of breast milk by making arrangements for mothers to feed their children comfortably on-site.	3/3	4
IA2. Serve human milk or infant formula to at least age 12 months, not cow's milk, unless written exception is provided by primary care provider and parent/guardian.	4/4	-
IB1. Feed infants on cue.	4/4	-
IB2. Do not feed infants beyond satiety; Allow infant to stop the feeding.	4/4	-
IB3. Hold infants while bottle feeding; Position an infant for bottle feeding in the caregiver/teacher's arms or sitting up on the caregiver/teacher's lap.	2/2	-
IC1. Develop a plan for introducing age-appropriate solid foods (complementary foods) in consultation with the child's parent/guardian and primary care provider.	3/3	-
IC2. Introduce age-appropriate solid foods no sooner than 4 months of age, and preferably around 6 months of age.	3/4	-
IC3. Introduce breastfed infants gradually to iron-fortified foods no sooner than four months of age, but preferably around six months to complement the human milk.	3/4	-
ID1. Do not feed an infant formula mixed with cereal, fruit juice or other foods unless the primary care provider provides written instruction.	2/2	-
ID2. Serve whole fruits, mashed or pureed, for infants 7 months up to one year of age.	1/3	-
ID3. Serve no fruit juice to children younger than 12 months of age.	1/4	-

Table 2. Nutrition

Table 2 summarizes Nutrition ratings assigned to states' regulations that require licensed programs to follow CACFP. The ratings for 2010 versus 2017 updates are displayed (e.g., 3/4). 2017 CACFP Best Practice ratings are noted in the last column where applicable.

HIGH-IMPACT OBESITY PREVENTION STANDARD (HIOPS)	ASHW CACFP Rating 2010/2017	ASHW CACFP Best Practice Rating
NA1. Limit oils by choosing monounsaturated and polyunsaturated fats (such as olive oil or safflower oil) and avoiding trans fats, saturated fats and fried foods.	2/2	3
NA2. Serve meats and/or beans - chicken, fish, lean meat, and/or legumes (such as dried peas, beans), avoiding fried meats.	3/3	-
NA3. Serve other milk equivalent products such as yogurt and cottage cheese, using low-fat varieties for children 2 years of age and older.	3/3	-
NA4. Serve whole pasteurized milk to 12-24 month old children who are not on human milk or prescribed formula, or serve reduced fat (2%) pasteurized milk to those who are at risk for hypercholesterolemia or obesity.	2/3	-
NA5. Serve skim or 1% pasteurized milk to children two years of age and older.	4*/4	-
NB1. Serve whole grain breads, cereals, and pastas.	3/3	4
NB2. Serve vegetables, specifically, dark green, orange, deep yellow vegetables; and root vegetables, such as potatoes and viandas.	3/3	4
NB3. Serve fruits of several varieties, especially whole fruits.	3/3	4
NC1. Use only 100% juice with no added sweeteners.	4/4	-
NC2. Offer juice only during meal times.	2/4	-
NC3. Serve no more than 4 to 6 oz juice/day for children 1-6 years of age.	3/4	-
NC4. Serve no more than 8 to 12 oz juice/day for children 7-12 years of age.	3/4	-
ND1. Make water available both inside and outside.	4*/4	-
NE1. Teach children appropriate portion size by using plates, bowls and cups that are developmentally appropriate to their nutritional needs	2/2	-
NE2. Require adults eating meals with children to eat items that meet nutrition standards.	2/2	-
NF1. Serve small-sized, age-appropriate portions.	4/4	-
NF2. Permit children to have one or more additional servings of the nutritious foods that are low in fat, sugar, and sodium as needed to meet the caloric needs of the individual child; Teach children who require limited portions about portion size and monitor their portions.	3/3	-
NG1. Limit salt by avoiding salty foods such as chips and pretzels. (Selected to complete the food groups)	2/2	-
NG2. Avoid sugar, including concentrated sweets such as candy, sodas, sweetened drinks, fruit nectars, and flavored milk.	1/3	-
NH1. Do not force or bribe children to eat.	2/2	-
NH2. Do not use food as a reward or punishment.	2/2	-

* NA5 and ND1 2010 values = 2. Starred rating values were effective in ASHW 2012 due to CACFP improvement.