

ENDOCRINOLOGY OUTCOMES

2012



University of Colorado Hospital

UNIVERSITY OF COLORADO HEALTH





TABLE OF CONTENTS

4 // **UCH Outpatient Diabetes** Outcomes

5 // **Inpatient Diabetes & Hyper Glycemic** Population Trending

5 // UCH Percentages of **Patients Using Rapid Acting Insulin**

6 // **Thyroid Cancer** 5-Year Survival

7 // **2011 Pituitary Tumor Surgeries** In Colorado



UNIVERSITY OF COLORADO HOSPITAL IS THE LEADING ACADEMIC MEDICAL CENTER IN THE NATION.

University of Colorado Hospital (UCH) is recognized as the highest-performing academic hospital in the United States for delivering quality health care by the University HealthSystem Consortium for two years in a row, and is ranked as the best hospital in the Denver metro area and one of the best in the country by ***U.S. News & World Report***. UCH is best known as an innovator in patient care and often is one of the first hospitals to bring new medicine to the patient's bedside. The hospital's physicians are affiliated with the University of Colorado School of Medicine, part of the University of Colorado system. Based at the expansive Anschutz Medical Campus in Aurora, Colo., UCH is where patient care, research and education converge to establish the future of health care delivery.

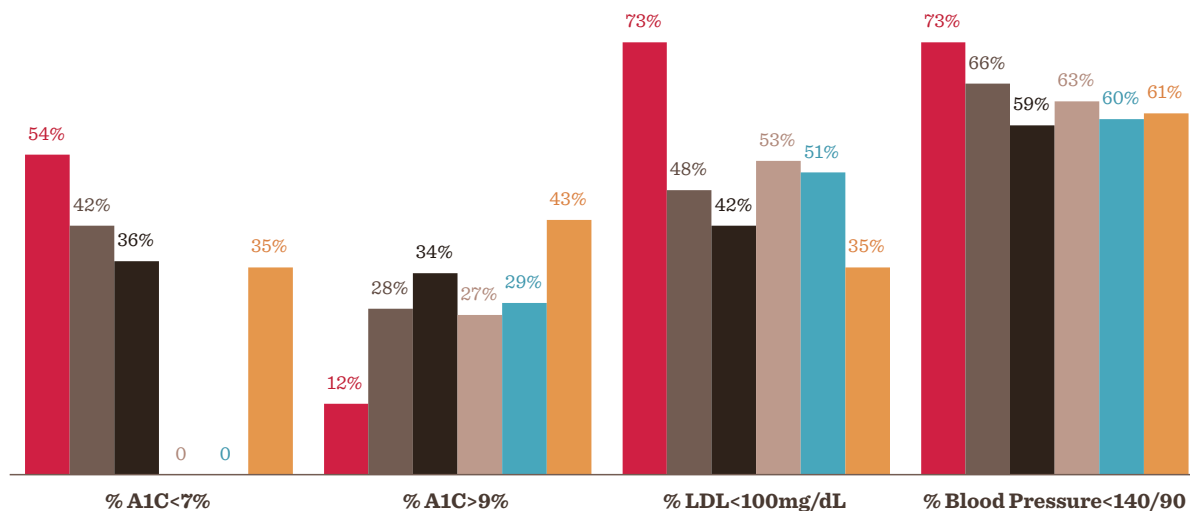
The University of Colorado Hospital Difference...

The University of Colorado Hospital Department of Endocrinology is made up of leading endocrinologists, nurses, researchers, and caregivers from a broad spectrum of related specialties. The collaborative care brought to patients every day includes diagnosis, education, and treatment for such endocrine-related conditions as: diabetes, menopause, osteoporosis, ovarian cancer, pancreatic cancer, pancreas transplant, pancreatitis, pituitary tumors, testicular cancer, thyroid cancer, and thyroid conditions. Endocrinology at the University of Colorado is backed by a long history of being among the first to bring new treatments to these complex conditions. We invite you to peruse our most recent outcomes.

OUTCOMES DATA

UCH OUTPATIENT DIABETES OUTCOMES

Comparison to 2010 HEDIS Report National Committee for Quality Assurance (NCQA)



UCH patients consistently rank far better in their disease management and control. 73% of UCH patients have an LDL of <100 and 54% have good control over their glucose levels.

HEDIS criteria includes patients with diabetes ages 18–75. UCH criteria includes patients with diabetes ALL ages. UCH data does not include labs performed outside UCH system (i.e. excludes Lab Corp, Quest). Data: OP PCC Summary & HEDIS 2010 Report.

KEY

- UCH
- Hedis Commerical HMO
- Hedis Commerical PPO
- Hedis Medicare HMO
- Hedis Medicare PPO
- Hedis Medicaid



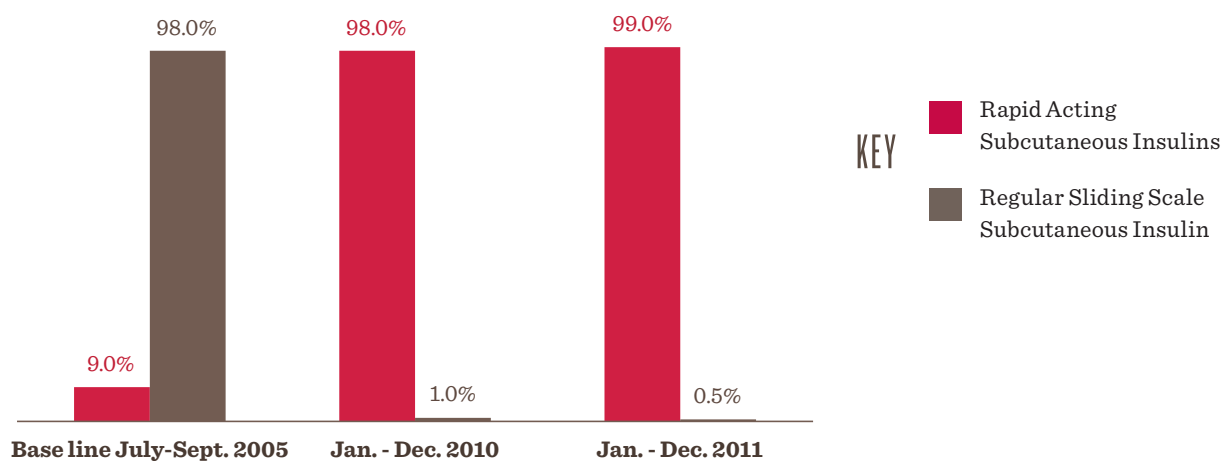
INPATIENT DIABETES & HYPER GLYCEMIC POPULATION TRENDING

University of Colorado Hospital Visits & LOS Versus CMS

	FY 2005/2006	FY2006/2007	FY 2007/2008	FY 2008/2009	FY2009/2010	FY2010/2011
Primary DX Diabetes						
# Discharges	219	248	265	297	292	400
UCH LOS	5.18	5.18	4.6	3.77	3.76	3.77
CMS LOS	5.92	6.45	5.7	5.76	5.36	
Secondary DX Diabetes						
# Discharges	2524	2724	3005	3539	3735	4310
UCH LOS	6.03	6.76	6.17	5.96	5.972	6.04
CMS LOS	6.47	6.73	6.76	6.59	6.95	

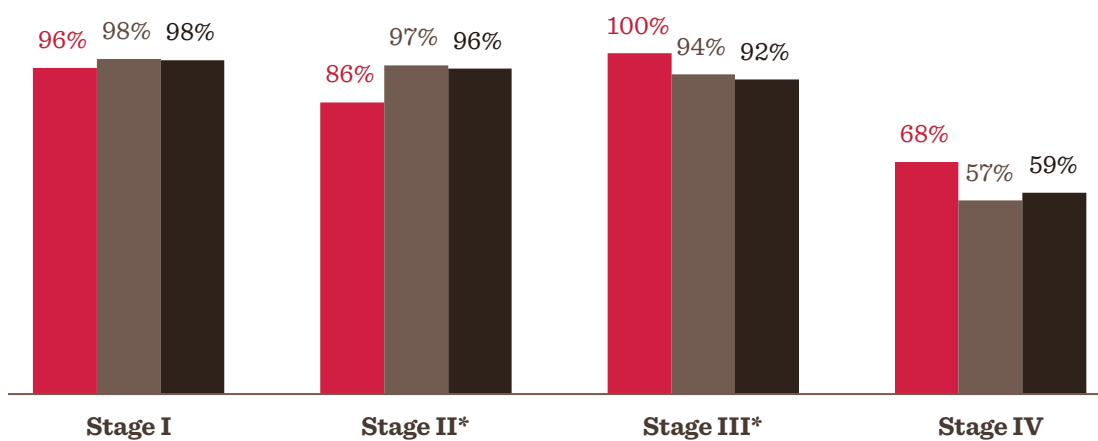
UCH PERCENTAGES OF PATIENTS USING RAPID ACTING INSULIN

Decrease Use of Regular Sliding Scale Insulin & Replace with Rapid Acting Insulin Meal & Correction Dosing




OUTCOMES DATA

THYROID CANCER 5-YEAR SURVIVAL OBSERVED SURVIVAL DATA 2003-2005 (AJC 6TH EDITION)



*N = 16



OBSERVED SURVIVAL DATA 2003-2005
(AJCC 6TH EDITION)

2011 PITUITARY TUMOR SURGERIES IN COLORADO

(based on data collected by the Colorado Hospital Association)

Hospital	Discharges		% of Total	
	2010	2011	2010	2011
University of Colorado Hospital	98	77	53.6%	47.2%
Exempla St Joseph Hospital	15	17	8.2%	10.4%
Centura Health Penrose Hospital	16	14	8.7%	8.6%
Swedish Medical Center	7	7	3.8%	4.3%
Denver Health Medical Center	1	8	0.5%	4.9%
Centura Health St Anthony Central	7	2	3.8%	1.2%
Boulder Community Hospital	5	4	2.7%	2.5%
Parker Adventist	3	5	1.6%	3.1%
Exempla Lutheran Medical Center	3	5	1.6%	3.1%
Centura Health Littleton Adventist Hospital	4	4	2.2%	2.5%
Exempla Good Samaritan	1	4	0.5%	2.5%
Rose Medical Center	4	1	2.2%	0.6%
Centura Health Porter Adventist	3	2	1.6%	1.2%
Memorial Hospital	3	2	1.6%	1.2%
St Anthony Hospital		4	0.0%	2.5%
Presbyterian St Luke's Medical	2	2	1.1%	1.2%
The Children's Hospital	1	2	0.5%	1.2%
St Marys Hospital & Medical Ctr	3		1.6%	0.0%
Medical Center of Aurora South	3		1.6%	0.0%
Valley View Hospital	1	1	0.5%	0.6%
Centura Health Avista Adventist	2		1.1%	0.0%
Medical Center of the Rockies		2	0.0%	1.2%
Parkview Medical Center	1		0.5%	0.0%
Grand Total	183	163	100.0%	100.0%

