



## Faculty and Staff Diversity

Data provided by the CU Denver Office of Institutional Research & Effectiveness  
<http://www.ucdenver.edu/about/departments/InstitutionalResearch/>

University of Colorado Anschutz Medical Campus  
Full-Time Faculty and Staff, Fall 2022

Notes: Includes all employees reported for IPEDS HR for Fall 2022. Excludes student and other temporary employees.

\* People of Color total includes more than one race and excludes white, unknown, international. People of Color percentage calculation does not include the international population.

\*\*Prior to Fall 2016:

-Clinical job codes, except for clinical teaching (C/T), were counted under "Primarily Public Service."

-C/T Faculty were counted in the "Instructional" section under "Other."

Beginning Fall 2016:

-The "Public Service" and "Research" sections were combined.

-Clinical Practice faculty are counted in the new "Research and Public Service" section.

-All other Clinical Faculty, including C/T, are counted in the "Other, Including Clinical" row of the "Instructional Faculty" section.

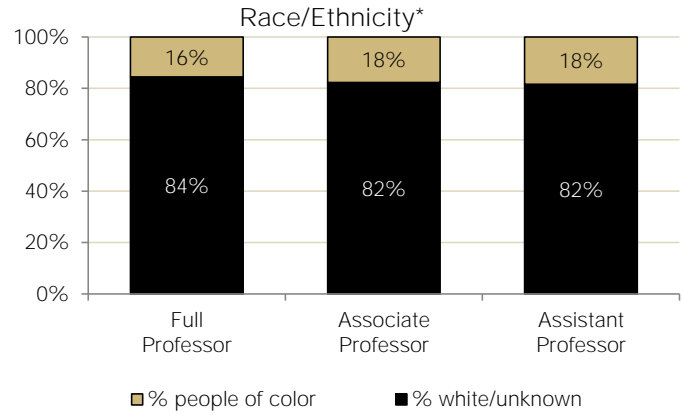
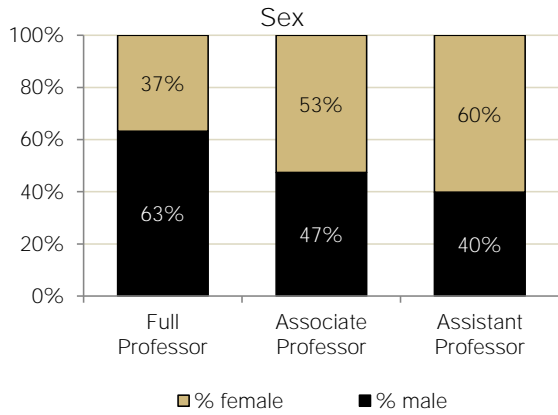
ANSCHUTZ MEDICAL CAMPUS

	Total	Sex						Race/Ethnicity											Military <sup>2</sup>	
		Female		Male		No Reported Sex		People of Color <sup>1</sup>		American Indian/Alaska Native	Asian	Black/African American	Hispanic/Latino	Native Hawaiian/Pacific Islander	More than one race	White	Unknown	Inter-national <sup>1</sup>	#	%
		#	%	#	%	#	%	#	%	#	#	#	#	#	#	#	#	#	#	#
<b>Faculty</b>	<b>5,348</b>	<b>3,308</b>	<b>62%</b>	<b>2,040</b>	<b>38%</b>	<b>-</b>	<b>0%</b>	<b>877</b>	<b>17%</b>	<b>11</b>	<b>469</b>	<b>59</b>	<b>282</b>	<b>5</b>	<b>51</b>	<b>3,406</b>	<b>918</b>	<b>147</b>	<b>105</b>	<b>2%</b>
Instructional Faculty	4,372	2,750	63%	1,622	37%	-	0%	656	15%	10	326	45	227	4	44	2,891	795	30	92	2%
Tenured/Tenure Track	2,498	1,305	52%	1,193	48%	-	0%	432	17%	8	240	27	128	3	26	1,651	391	24	40	2%
Full Professor	600	221	37%	379	63%	-	0%	93	16%	3	53	2	27	-	8	452	53	2	13	2%
Associate Professor	772	406	53%	366	47%	-	0%	136	18%	1	78	7	45	2	3	548	86	2	14	2%
Assistant Professor	1,126	678	60%	448	40%	-	0%	203	18%	4	109	18	56	1	15	651	252	20	13	1%
Non-Tenure Track	1,874	1,445	77%	429	23%	-	0%	224	12%	2	86	18	99	1	18	1,240	404	6	52	3%
Instructor/Sr. Instructor	1,722	1,332	77%	390	23%	-	0%	202	12%	2	76	16	89	1	18	1,123	392	5	43	2%
Other	152	113	74%	39	26%	-	0%	22	15%	-	10	2	10	-	-	117	12	1	9	6%
Research and Public Service Faculty**	976	558	57%	418	43%	-	0%	221	26%	1	143	14	55	1	7	515	123	117	13	1%
<b>Staff</b>	<b>6,165</b>	<b>4,132</b>	<b>67%</b>	<b>2,014</b>	<b>33%</b>	<b>19</b>	<b>2835%</b>	<b>1,787</b>	<b>29%</b>	<b>44</b>	<b>485</b>	<b>314</b>	<b>841</b>	<b>11</b>	<b>92</b>	<b>3,399</b>	<b>906</b>	<b>73</b>	<b>96</b>	<b>2%</b>
Officers	23	9	39%	14	61%	-	0%	2	9%	-	-	1	1	-	19	2	-	2	9%	
With Faculty Status	9	3	33%	6	67%	-	0%	2	22%	-	-	1	1	-	7	-	-	1	11%	
Without Faculty Status	14	6	43%	8	57%	-	0%	-	0%	-	-	-	-	-	12	2	-	1	7%	
Management/Other Professionals/Support Staff	6,142	4,123	67%	2,000	33%	19	2830%	1,785	29%	44	485	313	840	11	92	3,380	904	73	94	2%
With Faculty Status	233	176	76%	57	24%	-	0%	48	21%	6	14	4	20	-	4	167	18	-	4	2%
Exempt Professionals	5,645	3,838	68%	1,788	32%	19	2795%	1,614	29%	36	459	274	752	9	84	3,093	865	73	80	1%
Classified Staff	264	109	41%	155	59%	-	0%	123	47%	2	12	35	68	2	4	120	21	-	10	4%
<b>Faculty/Staff Total</b>	<b>11,513</b>	<b>7,440</b>	<b>65%</b>	<b>4,054</b>	<b>35%</b>	<b>19</b>	<b>2940%</b>	<b>2,664</b>	<b>24%</b>	<b>55</b>	<b>954</b>	<b>373</b>	<b>1,123</b>	<b>16</b>	<b>143</b>	<b>6,805</b>	<b>1,824</b>	<b>220</b>	<b>201</b>	<b>2%</b>

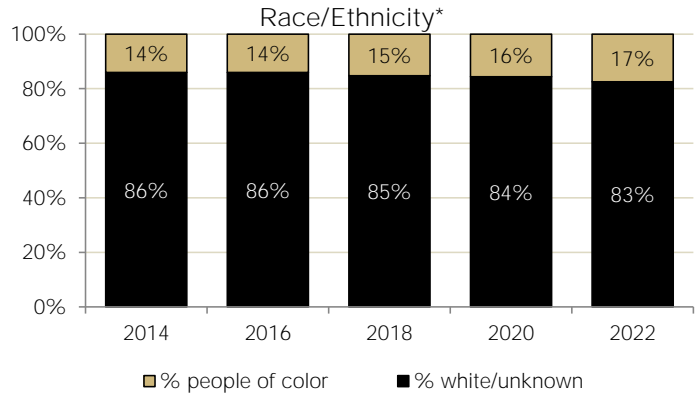
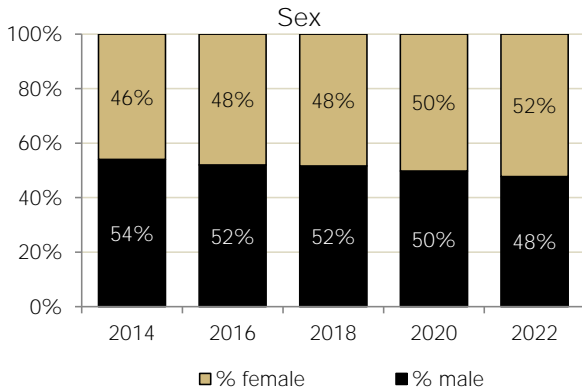
1 "Nonresident alien" is a category reported within race/ethnicity in the IPEDS HR survey. The race/ethnicity categories are meant to reflect U.S./domestic categories of race and ethnicity.

2 Military includes employees who have identified as current or former members of the Armed Forces, including both protected veterans and other veterans. The information is self-reported through the campus portal.

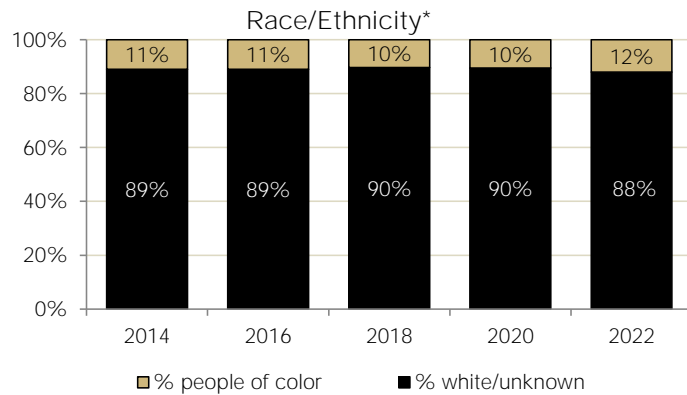
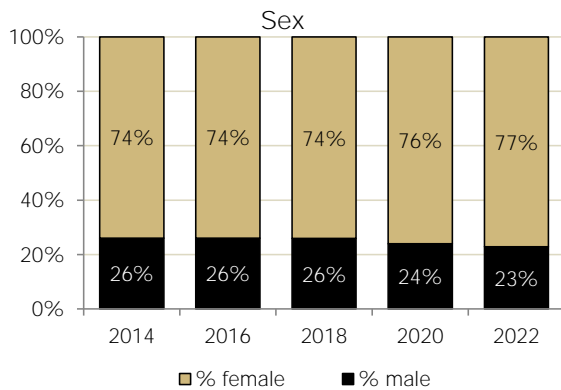
University of Colorado Denver  
Anschutz Medical Campus  
Instructional Faculty, Fall 2022  
Tenured/Tenure Track



Instructional Faculty, Fall 2014 - Fall 2022  
Tenured/Tenure Track Faculty  
All Ranks Combined

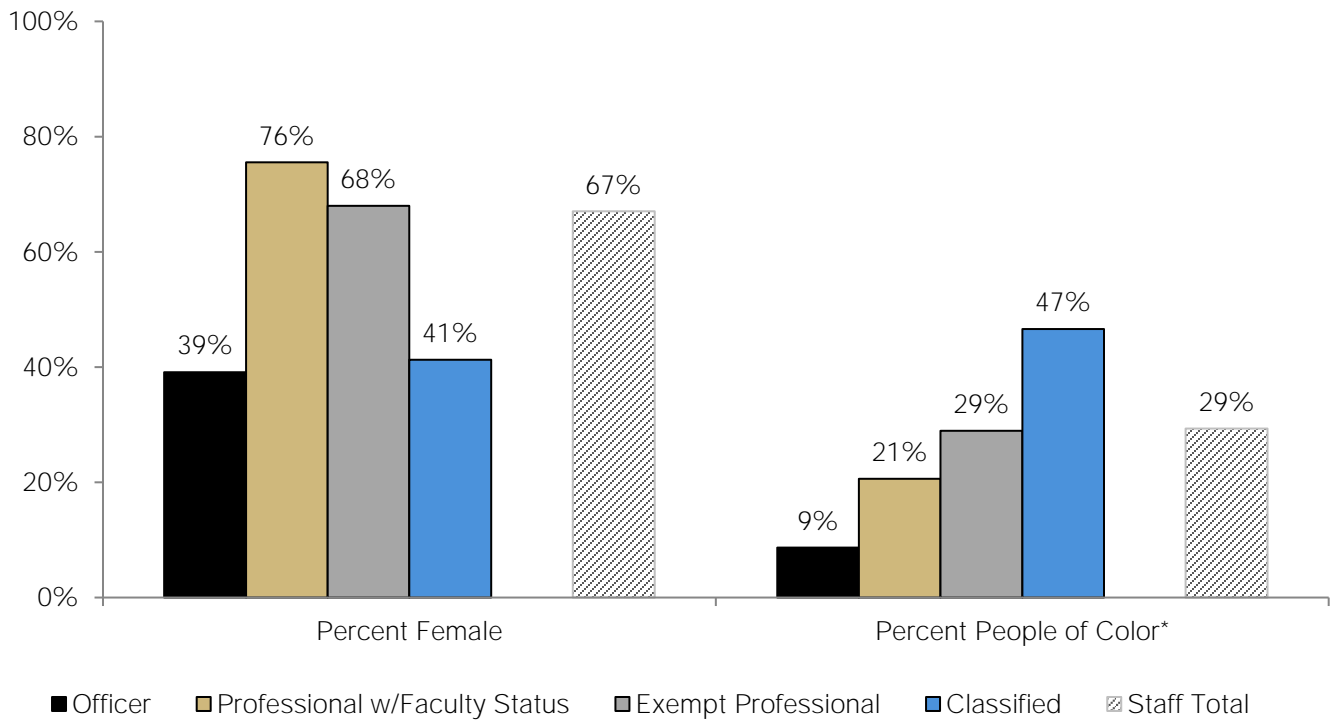


Non-Tenure Track Faculty



\*People of Color percentage calculation does not include the international population.

University of Colorado Denver  
 Anschutz Medical Campus  
 Staff Diversity, Fall 2022



Females represent just under half of the classified (41%) and university officers (39%) as well as more than half of exempt professional (68%) and professionals with faculty status (76%). People of color constitute lower proportions of each of those same categories.

\*People of Color percentage calculation does not include the international population.