

**University of Colorado Denver | Anschutz Medical Campus**

## **Faculty and Staff Diversity**

Data provided by the CU Denver Office of Institutional Research & Effectiveness  
<http://www.ucdenver.edu/about/departments/InstitutionalResearch/>

**University of Colorado Denver**  
**Denver Campus and Anschutz Medical Campus**  
**Full-Time Faculty and Staff, Fall 2019**

Notes: Includes all employees reported for IPEDS HR for Fall 2018. Excludes student and other temporary employees.

\* People of Color total includes more than one race and excludes white, unknown, international. People of Color percentage calculation does not include the international population.

\*\*Prior to Fall 2016:

-Clinical job codes, except for clinical teaching (C/T), were counted under "Primarily Public Service."

-C/T Faculty were counted in the "Instructional" section under "Other."

Beginning Fall 2016:

-The "Public Service" and "Research" sections were combined.

-Clinical Practice faculty are counted in the new "Research and Public Service" section.

-All other Clinical Faculty, including C/T, are counted in the "Other, Including Clinical" row of the "Instructional Faculty" section.

**DENVER CAMPUS AND ANSCHUTZ MEDICAL CAMPUS**

	Total	Female		Male		People of Color*		Race/Ethnicity/Citizenship								
		#	%	#	%	#	%	Black/ African American	American Indian/ Alaska Native	Asian	Native Hawaiian/ Pacific Islander	Hispanic/L atino	More than one race	White	Unknown	Inter- national
<b>Faculty</b>	<b>5,412</b>	<b>3,123</b>	<b>58%</b>	<b>2,289</b>	<b>42%</b>	<b>852</b>	<b>16%</b>	<b>68</b>	<b>13</b>	<b>456</b>	<b>4</b>	<b>278</b>	<b>33</b>	<b>3,476</b>	<b>945</b>	<b>139</b>
Instructional Faculty	4,481	2,599	58%	1,882	42%	635	14%	58	13	317	4	217	26	3,007	807	32
Tenured/Tenure Track	2,606	1,253	48%	1,353	52%	434	17%	34	9	241	4	132	14	1,770	381	21
Full Professor	661	218	33%	443	67%	90	14%	3	4	53	-	26	4	529	42	-
Associate Professor	840	392	47%	448	53%	157	19%	12	4	81	3	53	4	601	80	2
Assistant Professor	1,105	643	58%	462	42%	187	17%	19	1	107	1	53	6	640	259	19
Non-Tenure Track	1,875	1,346	72%	529	28%	201	11%	24	4	76	-	85	12	1,237	426	11
Instructor/Sr. Instructor	1,638	1,189	73%	449	27%	161	10%	20	3	57	-	70	11	1,056	412	9
Other	237	157	66%	80	34%	40	17%	4	1	19	-	15	1	181	14	2
Research and Public Service Faculty**	931	524	56%	407	44%	217	26%	10	-	139	-	61	7	469	138	107
<b>Staff</b>	<b>6,325</b>	<b>4,169</b>	<b>66%</b>	<b>2,156</b>	<b>34%</b>	<b>1,569</b>	<b>25%</b>	<b>273</b>	<b>34</b>	<b>437</b>	<b>10</b>	<b>736</b>	<b>79</b>	<b>3,480</b>	<b>1,236</b>	<b>40</b>
Officers	40	19	48%	21	53%	2	5%	-	-	-	-	2	-	34	4	-
With Faculty Status	14	3	21%	11	79%	1	7%	-	-	-	-	1	-	11	2	-
Without Faculty Status	26	16	62%	10	38%	1	4%	-	-	-	-	1	-	23	2	-
Management/Other Professionals/Support Staff	6,285	4,150	66%	2,135	34%	1,567	25%	273	34	437	10	734	79	3,446	1,232	40
With Faculty Status	1,590	1,134	71%	456	29%	352	22%	29	17	128	2	154	22	1,006	208	24
Exempt Professionals	4,218	2,778	66%	1,440	34%	997	24%	181	10	284	6	464	52	2,212	993	16
Classified Staff	477	238	50%	239	50%	218	46%	63	7	25	2	116	5	228	31	-
<b>Faculty/Staff Total</b>	<b>11,737</b>	<b>7,292</b>	<b>62%</b>	<b>4,445</b>	<b>38%</b>	<b>2,421</b>	<b>21%</b>	<b>341</b>	<b>47</b>	<b>893</b>	<b>14</b>	<b>1,014</b>	<b>112</b>	<b>6,956</b>	<b>2,181</b>	<b>179</b>

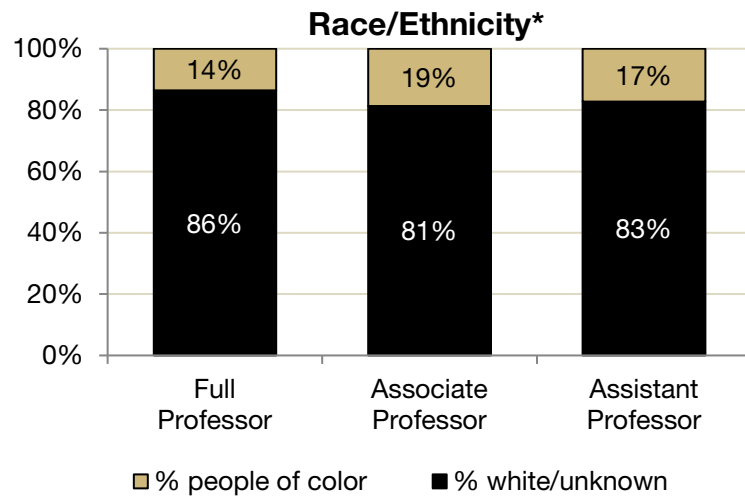
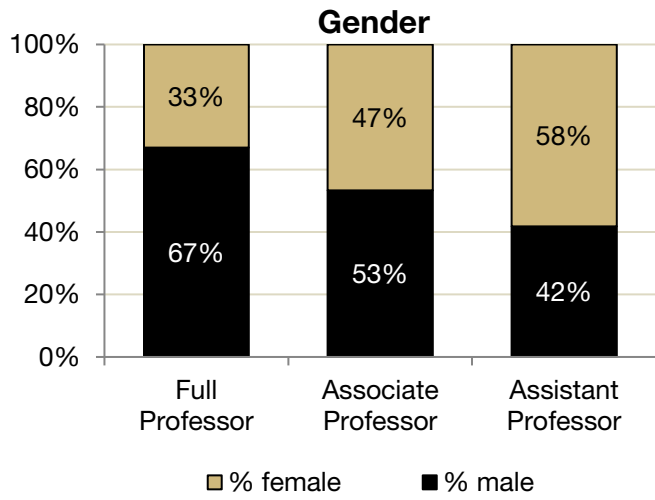
**University of Colorado Denver**  
**Denver Campus and Anschutz Medical Campus**  
**Full-Time Faculty and Staff, Fall 2019**  
**DENVER CAMPUS**

	Total	Female		Male		People of Color*		Race/Ethnicity/Citizenship								
		#	%	#	%	#	%	Black/ African American	American Indian/ Alaska Native	Asian	Native Hawaiian/ Pacific Islander	Hispanic/L atino	More than one race	White	Unknown	Inter- national
<b>Faculty</b>	<b>682</b>	<b>288</b>	<b>42%</b>	<b>394</b>	<b>58%</b>	<b>137</b>	<b>21%</b>	<b>11</b>	<b>5</b>	<b>72</b>	<b>-</b>	<b>46</b>	<b>3</b>	<b>474</b>	<b>50</b>	<b>21</b>
Instructional Faculty	627	264	42%	363	58%	130	21%	11	5	68	-	43	3	442	41	14
Tenured/Tenure Track	376	140	37%	236	63%	93	25%	6	3	55	-	27	2	253	20	10
Full Professor	105	35	33%	70	67%	21	20%	1	1	15	-	2	2	82	2	-
Associate Professor	178	63	35%	115	65%	46	26%	3	2	24	-	17	-	123	8	1
Assistant Professor	93	42	45%	51	55%	26	31%	2	-	16	-	8	-	48	10	9
Non-Tenure Track	251	124	49%	127	51%	37	15%	5	2	13	-	16	1	189	21	4
Instructor/Sr. Instructor	175	80	46%	95	54%	26	15%	3	2	7	-	14	-	129	16	4
Other	76	44	58%	32	42%	11	14%	2	-	6	-	2	1	60	5	-
Research and Public Service Faculty**	55	24	44%	31	56%	7	15%	-	-	4	-	3	-	32	9	7
<b>Staff</b>	<b>935</b>	<b>611</b>	<b>65%</b>	<b>324</b>	<b>35%</b>	<b>268</b>	<b>29%</b>	<b>47</b>	<b>6</b>	<b>70</b>	<b>-</b>	<b>132</b>	<b>13</b>	<b>586</b>	<b>78</b>	<b>3</b>
Officers	24	13	54%	11	46%	1	4%	-	-	-	-	1	-	21	2	-
With Faculty Status	9	2	22%	7	78%	-	0%	-	-	-	-	-	-	7	2	-
Without Faculty Status	15	11	73%	4	27%	1	7%	-	-	-	-	1	-	14	-	-
Management/Other Professionals/Support Staff	911	598	66%	313	34%	267	29%	47	6	70	-	131	13	565	76	3
With Faculty Status	105	62	59%	43	41%	13	13%	2	-	3	-	7	1	82	9	1
Exempt Professionals	697	470	67%	227	33%	204	29%	33	3	58	-	99	11	431	60	2
Classified Staff	109	66	61%	43	39%	50	46%	12	3	9	-	25	1	52	7	-
<b>Faculty/Staff Total</b>	<b>1,617</b>	<b>899</b>	<b>56%</b>	<b>718</b>	<b>44%</b>	<b>405</b>	<b>25%</b>	<b>58</b>	<b>11</b>	<b>142</b>	<b>-</b>	<b>178</b>	<b>16</b>	<b>1,060</b>	<b>128</b>	<b>24</b>

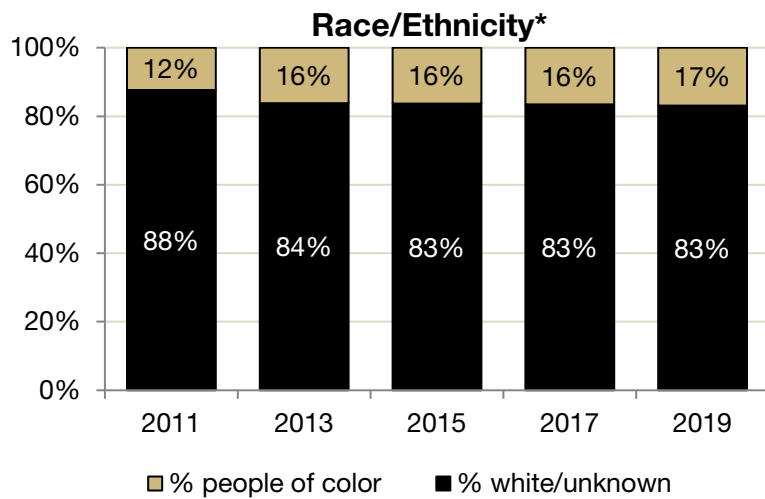
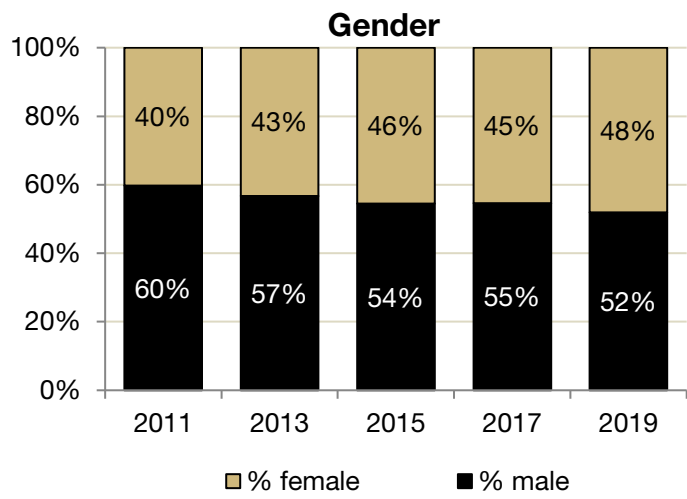
**ANSCHUTZ MEDICAL CAMPUS**

	Total	Female		Male		People of Color*		Race/Ethnicity/Citizenship								
		#	%	#	%	#	%	Black/ African American	American Indian/ Alaska Native	Asian	Native Hawaiian/ Pacific Islander	Hispanic/L atino	More than one race	White	Unknown	Inter- national
<b>Faculty</b>	<b>4,730</b>	<b>2,835</b>	<b>60%</b>	<b>1,895</b>	<b>40%</b>	<b>715</b>	<b>16%</b>	<b>57</b>	<b>8</b>	<b>384</b>	<b>4</b>	<b>232</b>	<b>30</b>	<b>3,002</b>	<b>895</b>	<b>118</b>
Instructional Faculty	3,854	2,335	61%	1,519	39%	505	13%	47	8	249	4	174	23	2,565	766	18
Tenured/Tenure Track	2,230	1,113	50%	1,117	50%	341	15%	28	6	186	4	105	12	1,517	361	11
Full Professor	556	183	33%	373	67%	69	12%	2	3	38	-	24	2	447	40	-
Associate Professor	662	329	50%	333	50%	111	17%	9	2	57	3	36	4	478	72	1
Assistant Professor	1,012	601	59%	411	41%	161	16%	17	1	91	1	45	6	592	249	10
Non-Tenure Track	1,624	1,222	75%	402	25%	164	10%	19	2	63	-	69	11	1,048	405	7
Instructor/Sr. Instructor	1,463	1,109	76%	354	24%	135	9%	17	1	50	-	56	11	927	396	5
Other	161	113	70%	48	30%	29	18%	2	1	13	-	13	-	121	9	2
Research and Public Service Faculty**	876	500	57%	376	43%	210	27%	10	-	135	-	58	7	437	129	100
<b>Staff</b>	<b>5,390</b>	<b>3,558</b>	<b>66%</b>	<b>1,832</b>	<b>34%</b>	<b>1,301</b>	<b>24%</b>	<b>226</b>	<b>28</b>	<b>367</b>	<b>10</b>	<b>604</b>	<b>66</b>	<b>2,894</b>	<b>1,158</b>	<b>37</b>
Officers	16	6	38%	10	63%	1	6%	-	-	-	-	1	-	13	2	-
With Faculty Status	5	1	20%	4	80%	1	20%	-	-	-	-	1	-	4	-	-
Without Faculty Status	11	5	45%	6	55%	-	0%	-	-	-	-	-	-	9	2	-
Management/Other Professionals/Support Staff	5,374	3,552	66%	1,822	34%	1,300	24%	226	28	367	10	603	66	2,881	1,156	37
With Faculty Status	1,485	1,072	72%	413	28%	339	23%	27	17	125	2	147	21	924	199	23
Exempt Professionals	3,521	2,308	66%	1,213	34%	793	23%	148	7	226	6	365	41	1,781	933	14
Classified Staff	368	172	47%	196	53%	168	46%	51	4	16	2	91	4	176	24	-
<b>Faculty/Staff Total</b>	<b>10,120</b>	<b>6,393</b>	<b>63%</b>	<b>3,727</b>	<b>37%</b>	<b>2,016</b>	<b>20%</b>	<b>283</b>	<b>36</b>	<b>751</b>	<b>14</b>	<b>836</b>	<b>96</b>	<b>5,896</b>	<b>2,053</b>	<b>155</b>

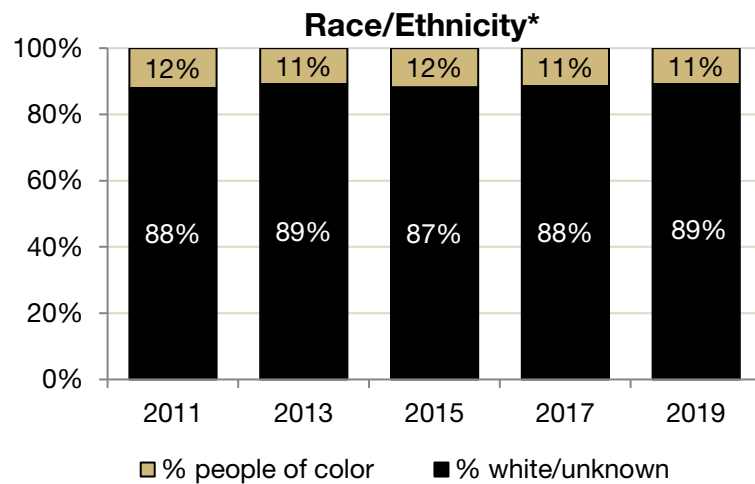
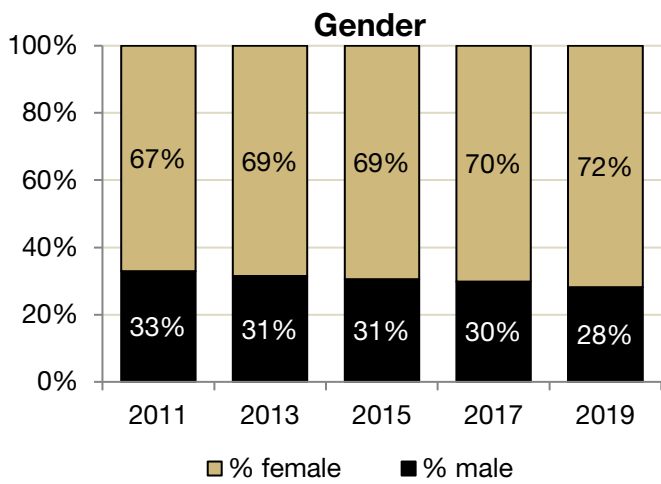
**University of Colorado Denver  
Denver Campus and Anschutz Medical Campus  
Instructional Faculty, Fall 2019  
Tenured/Tenure Track**



**Instructional Faculty, Fall 2011 - Fall 2019  
Tenured/Tenure Track Faculty  
All Ranks Combined**

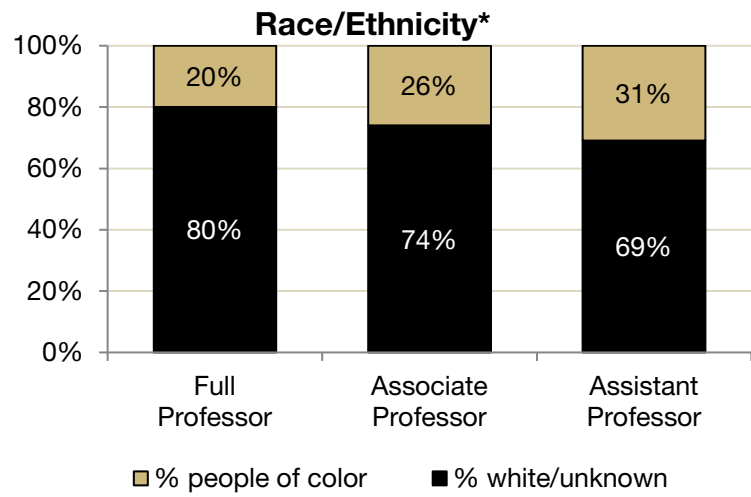
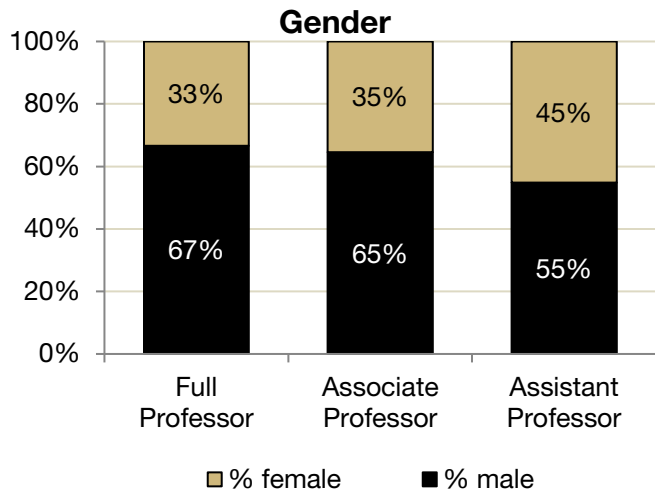


**Non-Tenure Track Faculty**

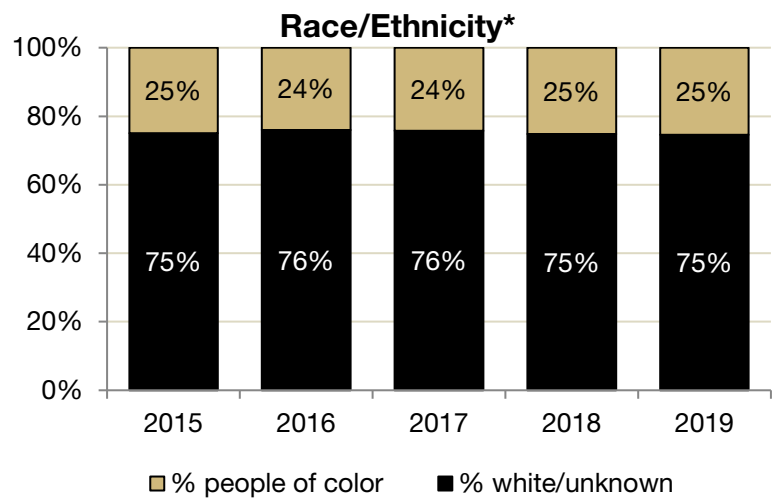
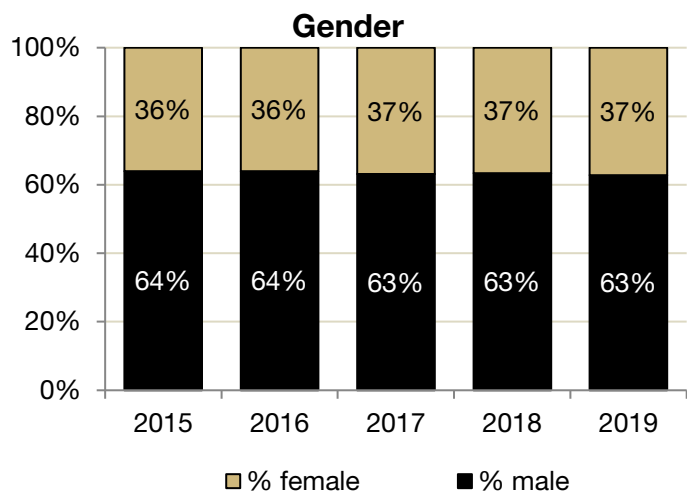


\*People of Color percentage calculation does not include the international population.

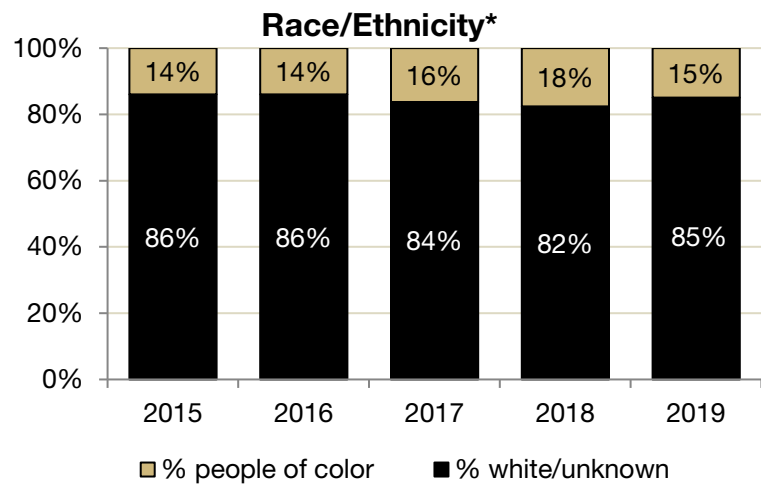
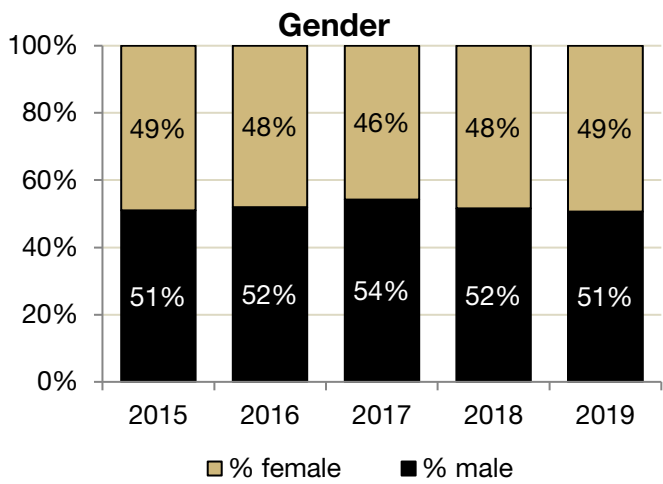
**University of Colorado Denver  
Denver Campus  
Instructional Faculty, Fall 2019  
Tenured/Tenure Track**



**Instructional Faculty, Fall 2015 - Fall 2019  
Tenured/Tenure Track Faculty  
All Ranks Combined**

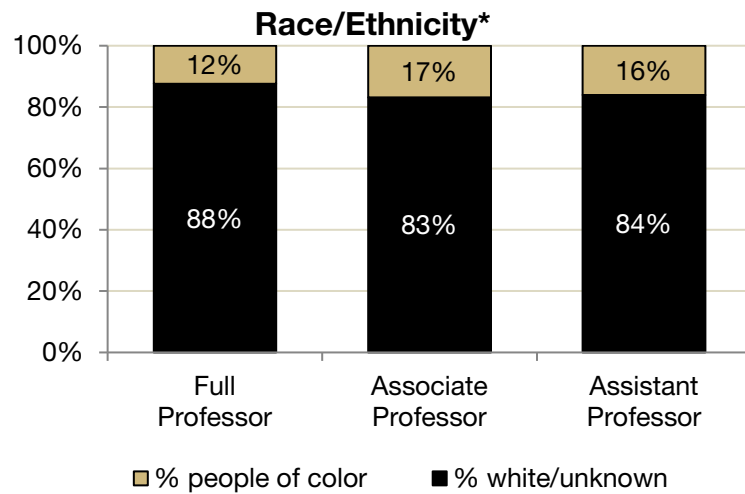
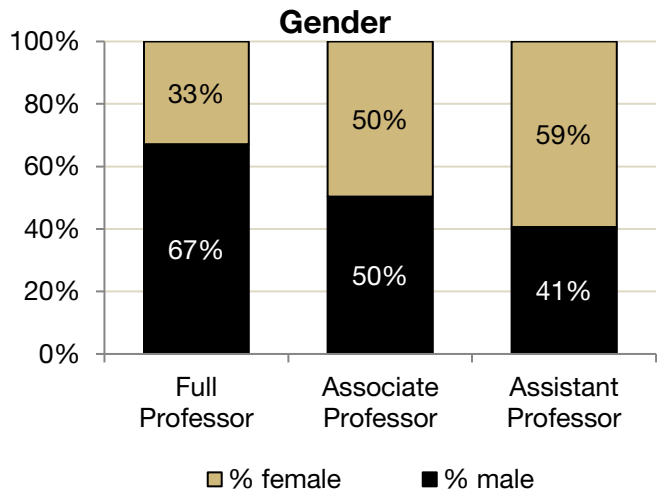


**Non-Tenure Track Faculty**

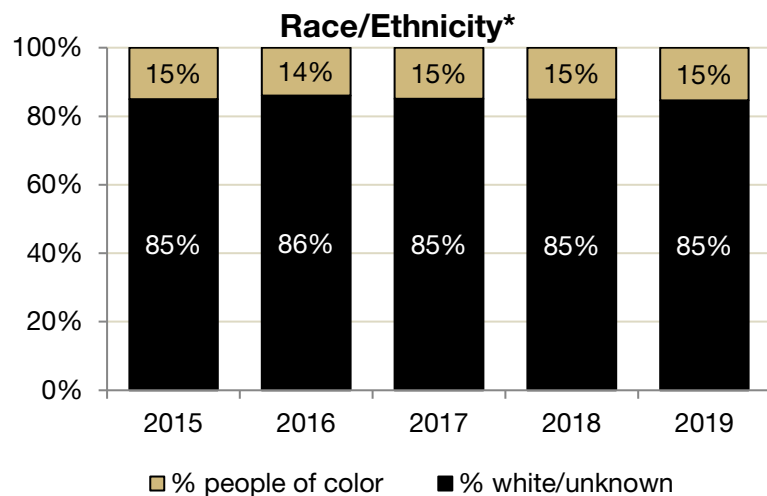
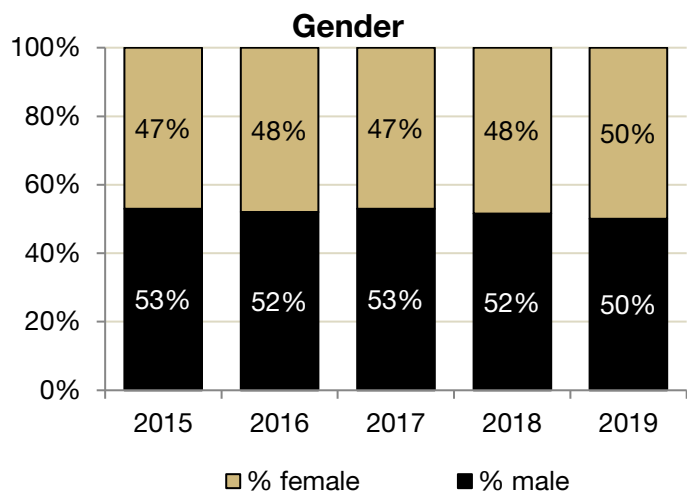


\*People of Color percentage calculation does not include the international population.

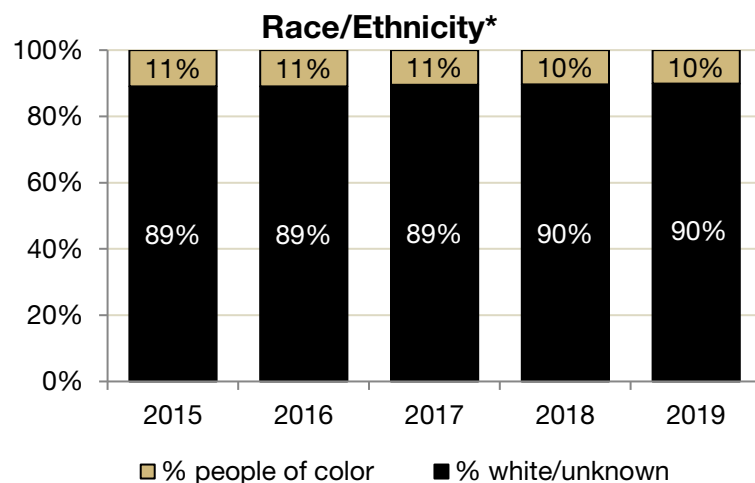
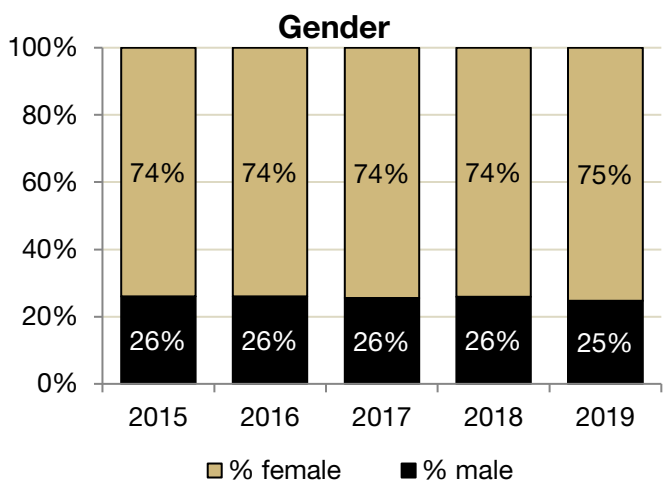
**University of Colorado Denver  
Anschutz Medical Campus  
Instructional Faculty, Fall 2019  
Tenured/Tenure Track**



**Instructional Faculty, Fall 2015 - Fall 2019  
Tenured/Tenure Track Faculty  
All Ranks Combined**

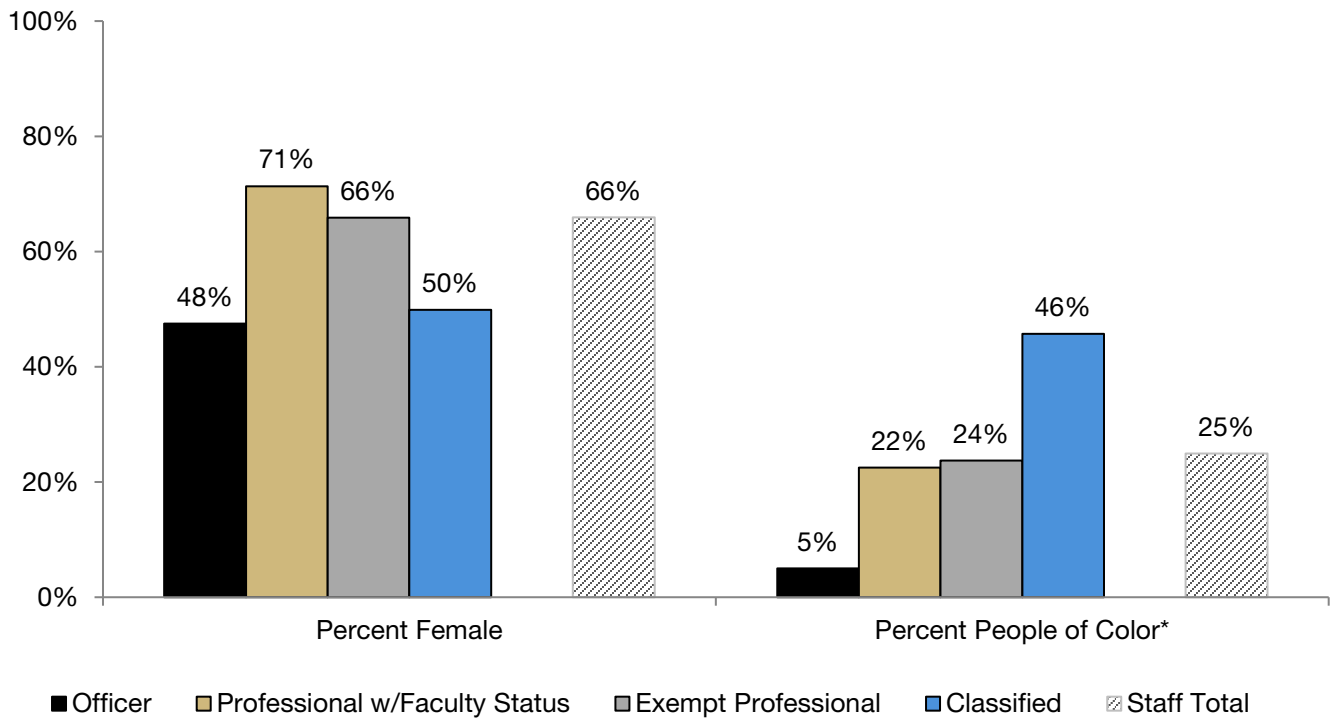


**Non-Tenure Track Faculty**



\*People of Color percentage calculation does not include the international population.

**University of Colorado Denver  
Denver Campus and Anschutz Medical Campus  
Staff Diversity, Fall 2019**



Females represent half of the classified (50%) and university officers (50%) as well as more than half of exempt professional (66%) and professionals with faculty status (71%). Minority employees constitute lower proportions of each of those same categories.

\*People of Color percentage calculation does not include the international population.