

University of Colorado Denver | Anschutz Medical Campus

Faculty and Staff Diversity

Data provided by the CU Denver Office of Institutional Research & Effectiveness  
<http://www.ucdenver.edu/about/departments/InstitutionalResearch/>

University of Colorado Denver  
 Denver Campus and Anschutz Medical Campus  
 Full-Time Faculty and Staff, Fall 2018

Notes: Includes all employees reported for IPEDS HR for Fall 2018. Excludes student and other temporary employees.

\* People of Color total includes more than one race and excludes white, unknown, international. People of Color percentage calculation does not include the international population.

\*\*Prior to Fall 2016:

-Clinical job codes, except for clinical teaching (C/T), were counted under "Primarily Public Service."

-C/T Faculty were counted in the "Instructional" section under "Other."

Beginning Fall 2016:

-The "Public Service" and "Research" sections were combined.

-Clinical Practice faculty are counted in the new "Research and Public Service" section.

-All other Clinical Faculty, including C/T, are counted in the "Other, Including Clinical" row of the "Instructional Faculty" section.

DENVER CAMPUS AND ANSCHUTZ MEDICAL CAMPUS

	Total	Female		Male		People of Color*		Race/Ethnicity/Citizenship								
		#	%	#	%	#	%	Black/ African American	American Indian/ Alaska Native	Asian	Native Hawaiian/ Pacific Islander	Hispanic/ Latino	More than one race	White	Unknown	Inter- national
<b>Faculty</b>	<b>5,106</b>	<b>2,900</b>	<b>57%</b>	<b>2,206</b>	<b>43%</b>	<b>805</b>	<b>16%</b>	<b>54</b>	<b>16</b>	<b>444</b>	<b>4</b>	<b>259</b>	<b>28</b>	<b>3,337</b>	<b>815</b>	<b>149</b>
Instructional Faculty	4,221	2,387	57%	1,834	43%	605	14%	45	14	309	4	211	22	2,883	698	35
Tenured/Tenure Track	2,461	1,147	47%	1,314	53%	407	17%	28	9	232	4	121	13	1,703	328	23
Full Professor	629	203	32%	426	68%	83	13%	3	4	50	-	22	4	511	33	2
Associate Professor	802	362	45%	440	55%	147	18%	8	5	77	2	52	3	576	79	-
Assistant Professor	1,030	582	57%	448	43%	177	18%	17	-	105	2	47	6	616	216	21
Non-Tenure Track	1,760	1,240	70%	520	30%	198	11%	17	5	77	-	90	9	1,180	370	12
Instructor/Sr. Instructor	1,510	1,082	72%	428	28%	159	11%	15	3	61	-	72	8	989	355	7
Other	250	158	63%	92	37%	39	16%	2	2	16	-	18	1	191	15	5
Research and Public Service Faculty**	885	513	58%	372	42%	200	26%	9	2	135	-	48	6	454	117	114
<b>Staff</b>	<b>6,067</b>	<b>3,981</b>	<b>66%</b>	<b>2,086</b>	<b>34%</b>	<b>1,433</b>	<b>24%</b>	<b>282</b>	<b>36</b>	<b>369</b>	<b>8</b>	<b>660</b>	<b>78</b>	<b>3,199</b>	<b>1,389</b>	<b>46</b>
Officers	36	18	50%	18	50%	4	11%	1	-	-	-	3	-	27	5	-
With Faculty Status	16	5	31%	11	69%	2	13%	1	-	-	-	1	-	11	3	-
Without Faculty Status	20	13	65%	7	35%	2	10%	-	-	-	-	2	-	16	2	-
Management/Other Professionals/Support Staff	6,031	3,963	66%	2,068	34%	1,429	24%	281	36	369	8	657	78	3,172	1,384	46
With Faculty Status	1,505	1,081	72%	424	28%	341	23%	27	19	138	2	135	20	931	211	22
Exempt Professionals	4,011	2,624	65%	1,387	35%	854	21%	182	10	204	4	401	53	1,984	1,149	24
Classified Staff	515	258	50%	257	50%	234	45%	72	7	27	2	121	5	257	24	-
<b>Faculty/Staff Total</b>	<b>11,173</b>	<b>6,881</b>	<b>62%</b>	<b>4,292</b>	<b>38%</b>	<b>2,238</b>	<b>20%</b>	<b>336</b>	<b>52</b>	<b>813</b>	<b>12</b>	<b>919</b>	<b>106</b>	<b>6,536</b>	<b>2,204</b>	<b>195</b>

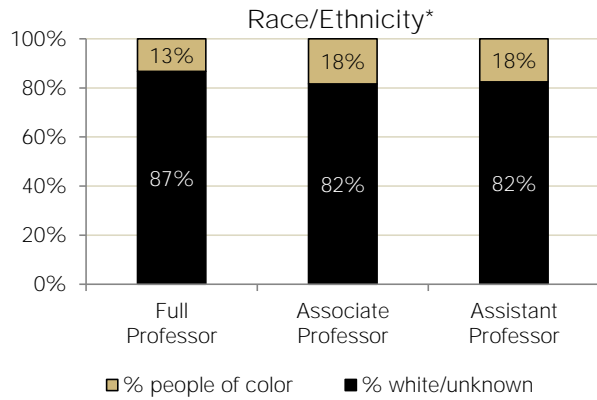
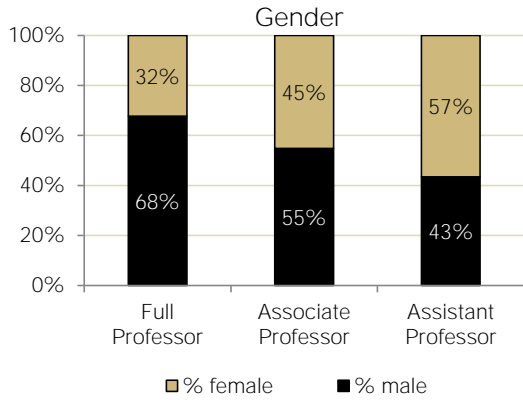
University of Colorado Denver  
 Denver Campus and Anschutz Medical Campus  
 Full-Time Faculty and Staff, Fall 2018  
 DENVER CAMPUS

	Total	Female		Male		People of Color*		Race/Ethnicity/Citizenship								
		#	%	#	%	#	%	Black/ African American	American Indian/ Alaska Native	Asian	Native Hawaiian/ Pacific Islander	Hispanic/ Latino	More than one race	White	Unknown	Inter- national
<b>Faculty</b>	<b>667</b>	<b>278</b>	<b>42%</b>	<b>389</b>	<b>58%</b>	<b>138</b>	<b>21%</b>	<b>8</b>	<b>5</b>	<b>72</b>	<b>-</b>	<b>50</b>	<b>3</b>	<b>469</b>	<b>36</b>	<b>24</b>
Instructional Faculty	622	257	41%	365	59%	135	22%	8	5	70	-	49	3	440	34	13
Tenured/Tenure Track	374	137	37%	237	63%	92	25%	4	3	54	-	29	2	253	20	9
Full Professor	97	32	33%	65	67%	19	20%	1	1	14	-	1	2	77	1	-
Associate Professor	181	64	35%	117	65%	49	27%	2	2	24	-	21	-	124	8	-
Assistant Professor	96	41	43%	55	57%	24	28%	1	-	16	-	7	-	52	11	9
Non-Tenure Track	248	120	48%	128	52%	43	18%	4	2	16	-	20	1	187	14	4
Instructor/Sr. Instructor	172	82	48%	90	52%	33	20%	3	2	11	-	17	-	126	9	4
Other	76	38	50%	38	50%	10	13%	1	-	5	-	3	1	61	5	-
Research and Public Service Faculty**	45	21	47%	24	53%	3	9%	-	-	2	-	1	-	29	2	11
<b>Staff</b>	<b>901</b>	<b>597</b>	<b>66%</b>	<b>304</b>	<b>34%</b>	<b>269</b>	<b>30%</b>	<b>52</b>	<b>5</b>	<b>71</b>	<b>-</b>	<b>124</b>	<b>17</b>	<b>553</b>	<b>77</b>	<b>2</b>
Officers	22	12	55%	10	45%	3	14%	1	-	-	-	2	-	16	3	-
With Faculty Status	11	4	36%	7	64%	1	9%	1	-	-	-	-	-	7	3	-
Without Faculty Status	11	8	73%	3	27%	2	18%	-	-	-	-	2	-	9	-	-
Management/Other Professionals/Support Staff	879	585	67%	294	33%	266	30%	51	5	71	-	122	17	537	74	2
With Faculty Status	110	64	58%	46	42%	16	15%	3	-	7	-	5	1	82	11	1
Exempt Professionals	657	447	68%	210	32%	195	30%	35	2	54	-	90	14	402	59	1
Classified Staff	112	74	66%	38	34%	55	49%	13	3	10	-	27	2	53	4	-
<b>Faculty/Staff Total</b>	<b>1,568</b>	<b>875</b>	<b>56%</b>	<b>693</b>	<b>44%</b>	<b>407</b>	<b>26%</b>	<b>60</b>	<b>10</b>	<b>143</b>	<b>-</b>	<b>174</b>	<b>20</b>	<b>1,022</b>	<b>113</b>	<b>26</b>

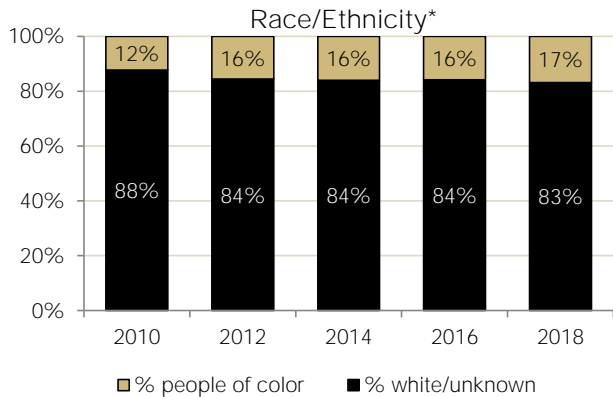
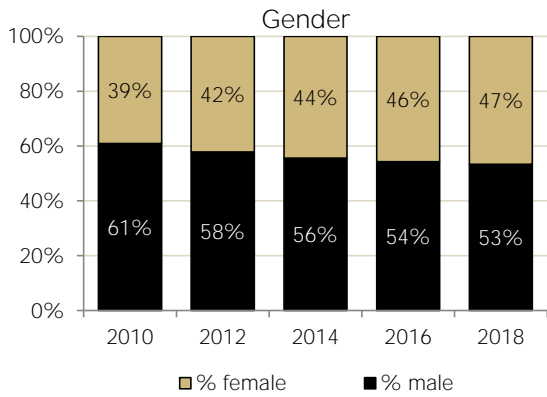
ANSCHUTZ MEDICAL CAMPUS

	Total	Female		Male		People of Color*		Race/Ethnicity/Citizenship								
		#	%	#	%	#	%	Black/ African American	American Indian/ Alaska Native	Asian	Native Hawaiian/ Pacific Islander	Hispanic/ Latino	More than one race	White	Unknown	Inter- national
<b>Faculty</b>	<b>4,439</b>	<b>2,622</b>	<b>59%</b>	<b>1,817</b>	<b>41%</b>	<b>667</b>	<b>15%</b>	<b>46</b>	<b>11</b>	<b>372</b>	<b>4</b>	<b>209</b>	<b>25</b>	<b>2,868</b>	<b>779</b>	<b>125</b>
Instructional Faculty	3,599	2,130	59%	1,469	41%	470	13%	37	9	239	4	162	19	2,443	664	22
Tenured/Tenure Track	2,087	1,010	48%	1,077	52%	315	15%	24	6	178	4	92	11	1,450	308	14
Full Professor	532	171	32%	361	68%	64	12%	2	3	36	-	21	2	434	32	2
Associate Professor	621	298	48%	323	52%	98	16%	6	3	53	2	31	3	452	71	-
Assistant Professor	934	541	58%	393	42%	153	17%	16	-	89	2	40	6	564	205	12
Non-Tenure Track	1,512	1,120	74%	392	26%	155	10%	13	3	61	-	70	8	993	356	8
Instructor/Sr. Instructor	1,338	1,000	75%	338	25%	126	9%	12	1	50	-	55	8	863	346	3
Other	174	120	69%	54	31%	29	17%	1	2	11	-	15	-	130	10	5
Research and Public Service Faculty**	840	492	59%	348	41%	197	27%	9	2	133	-	47	6	425	115	103
<b>Staff</b>	<b>5,166</b>	<b>3,384</b>	<b>66%</b>	<b>1,782</b>	<b>34%</b>	<b>1,164</b>	<b>23%</b>	<b>230</b>	<b>31</b>	<b>298</b>	<b>8</b>	<b>536</b>	<b>61</b>	<b>2,646</b>	<b>1,312</b>	<b>44</b>
Officers	14	6	43%	8	57%	1	7%	-	-	-	-	1	-	11	2	-
With Faculty Status	5	1	20%	4	80%	1	20%	-	-	-	-	1	-	4	-	-
Without Faculty Status	9	5	56%	4	44%	-	0%	-	-	-	-	-	-	7	2	-
Management/Other Professionals/Support Staff	5,152	3,378	66%	1,774	34%	1,163	23%	230	31	298	8	535	61	2,635	1,310	44
With Faculty Status	1,395	1,017	73%	378	27%	325	24%	24	19	131	2	130	19	849	200	21
Exempt Professionals	3,354	2,177	65%	1,177	35%	659	20%	147	8	150	4	311	39	1,582	1,090	23
Classified Staff	403	184	46%	219	54%	179	44%	59	4	17	2	94	3	204	20	-
<b>Faculty/Staff Total</b>	<b>9,605</b>	<b>6,006</b>	<b>63%</b>	<b>3,599</b>	<b>37%</b>	<b>1,831</b>	<b>19%</b>	<b>276</b>	<b>42</b>	<b>670</b>	<b>12</b>	<b>745</b>	<b>86</b>	<b>5,514</b>	<b>2,091</b>	<b>169</b>

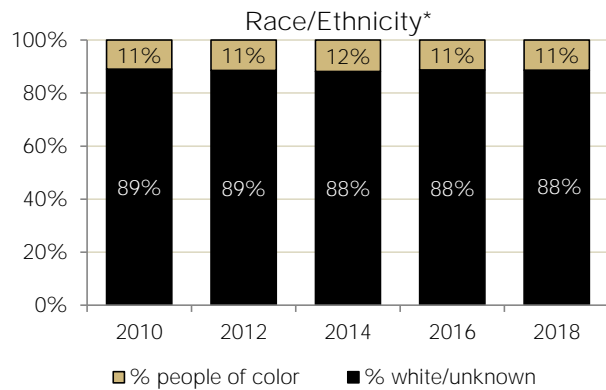
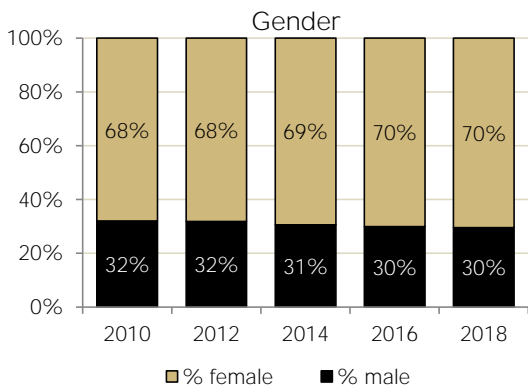
University of Colorado Denver  
 Denver Campus and Anschutz Medical Campus  
 Instructional Faculty, Fall 2018  
 Tenured/Tenure Track



Instructional Faculty, Fall 2010 - Fall 2018  
 Tenured/Tenure Track Faculty  
 All Ranks Combined

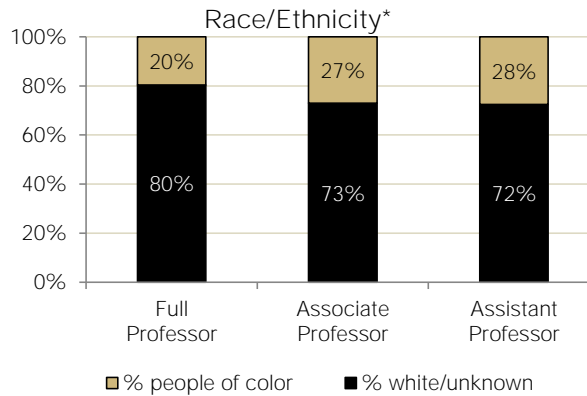
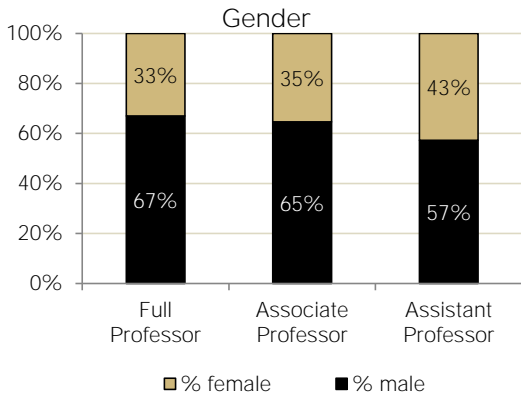


Non-Tenure Track Faculty

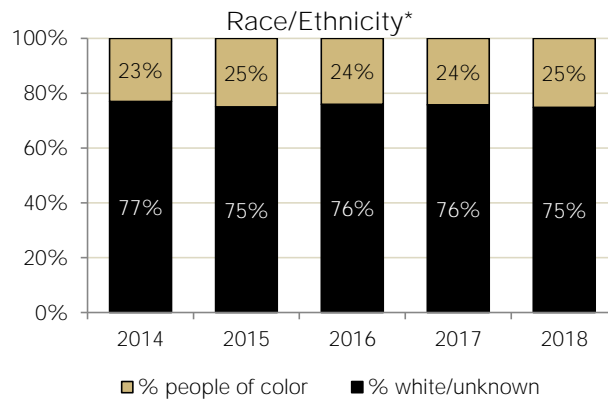
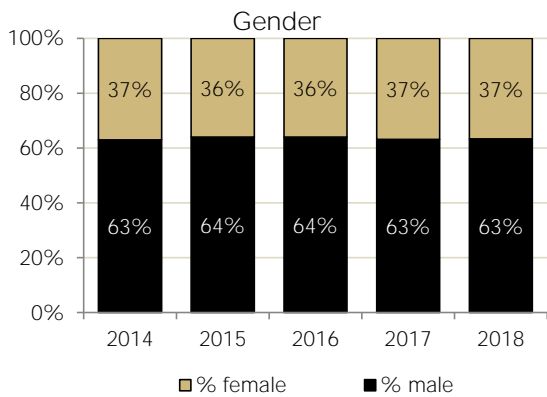


\*People of Color percentage calculation does not include the international population.

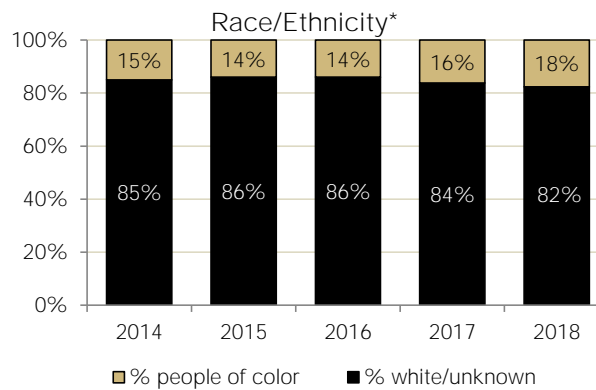
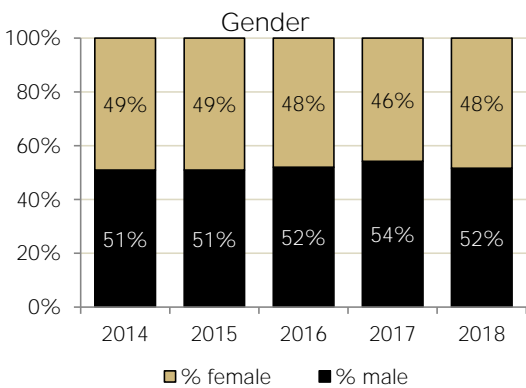
University of Colorado Denver  
 Denver Campus  
 Instructional Faculty, Fall 2018  
 Tenured/Tenure Track



Instructional Faculty, Fall 2014 - Fall 2018  
 Tenured/Tenure Track Faculty  
 All Ranks Combined

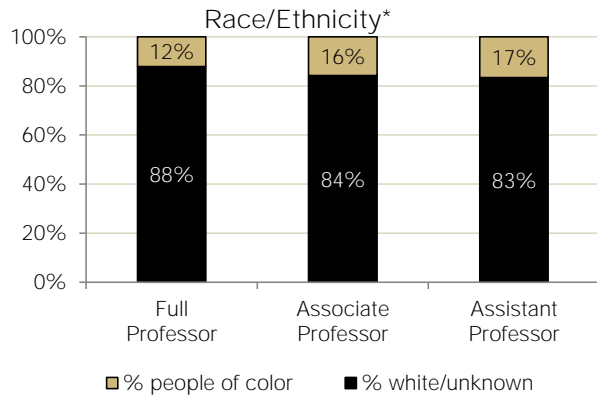
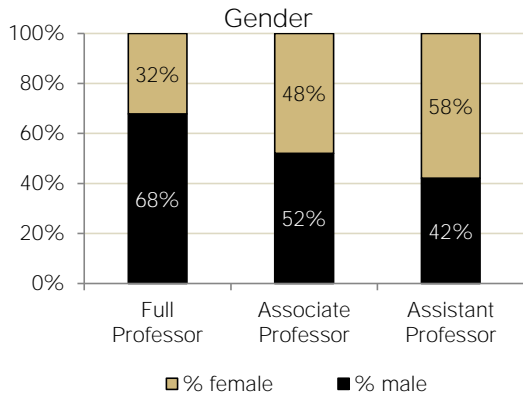


Non-Tenure Track Faculty

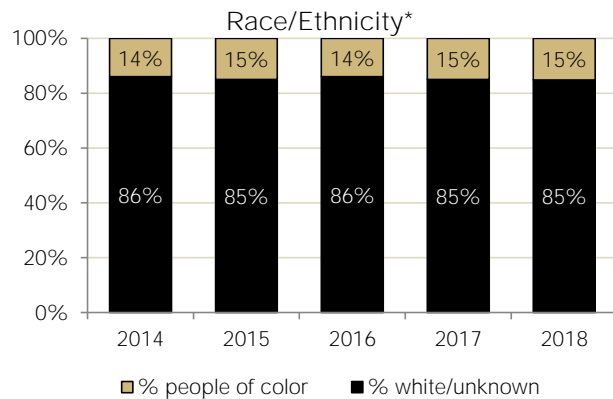
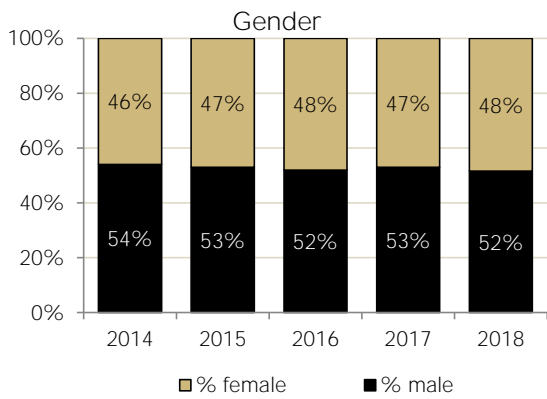


\*People of Color percentage calculation does not include the international population.

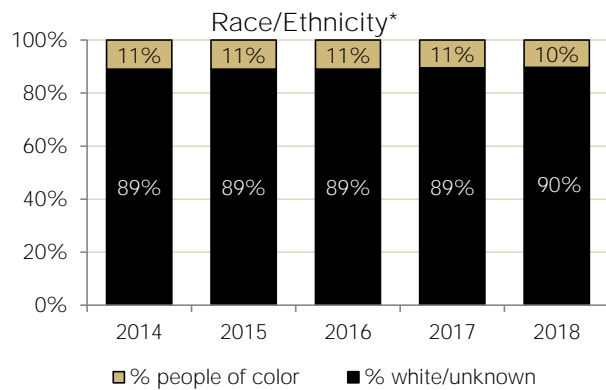
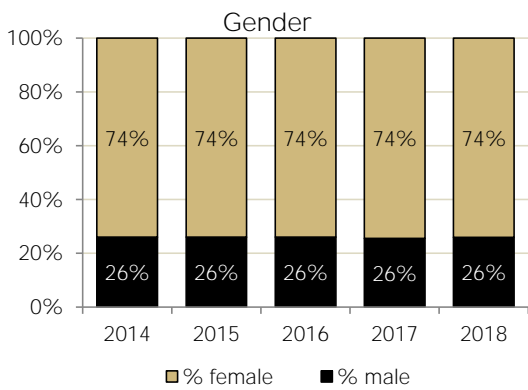
University of Colorado Denver  
Anschutz Medical Campus  
Instructional Faculty, Fall 2018  
Tenured/Tenure Track



Instructional Faculty, Fall 2014 - Fall 2018  
Tenured/Tenure Track Faculty  
All Ranks Combined

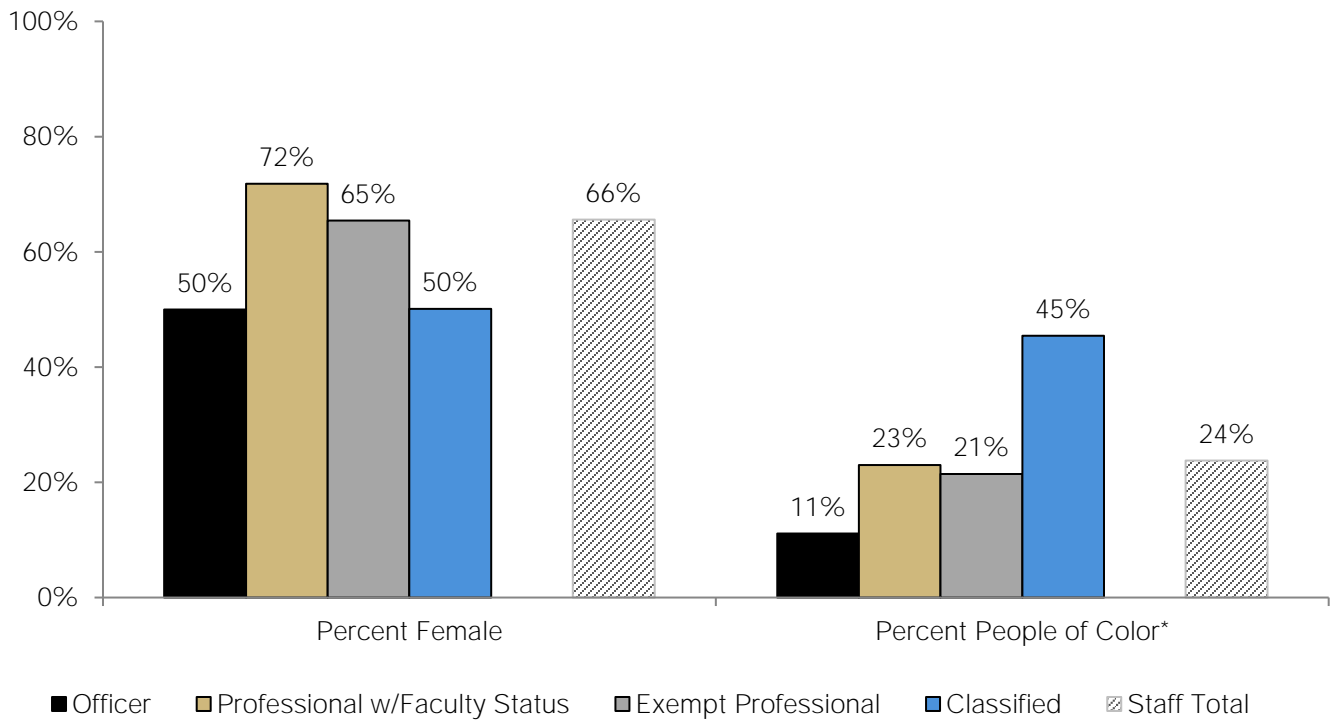


Non-Tenure Track Faculty



\*People of Color percentage calculation does not include the international population.

University of Colorado Denver  
 Denver Campus and Anschutz Medical Campus  
 Staff Diversity, Fall 2018



Females represent half of the classified (50%) and university officers (50%) as well as more than half of exempt professional (65%) and professionals with faculty status (72%). Minority employees constitute lower proportions of each of those same categories.

\*People of Color percentage calculation does not include the international population.