



## 2017-18 Diversity Report

University of Colorado Denver | Anschutz Medical Campus

Faculty and Staff Diversity

Data provided by the CU Denver Office of Institutional Research & Effectiveness  
<http://www.ucdenver.edu/about/departments/InstitutionalResearch/>

University of Colorado Denver  
 Denver Campus and Anschutz Medical Campus  
 Full-Time Faculty and Staff, Fall 2017

Notes: Includes all employees reported for IPEDS HR for Fall 2017. Excludes student and other temporary employees.

\* People of Color total includes more than one race and excludes white, unknown, international. People of Color percentage calculation does not include the international population.

\*\*Prior to Fall 2016:

-Clinical job codes, except for clinical teaching (C/T), were counted under "Primarily Public Service."

-C/T Faculty were counted in the "Instructional" section under "Other."

Beginning Fall 2016:

-The "Public Service" and "Research" sections were combined.

-Clinical Practice faculty are counted in the new "Research and Public Service" section.

-All other Clinical Faculty, including C/T, are counted in the "Other, Including Clinical" row of the "Instructional Faculty" section.

DENVER CAMPUS AND ANSCHUTZ MEDICAL CAMPUS

	Total	Female		Male		People of Color*		Race/Ethnicity/Citizenship								
		#	%	#	%	#	%	Black/ African American	American Indian/ Alaska Native	Asian	Native Hawaiian/ Pacific Islander	Hispanic/ Latino	More than one race	White	Unknown	Inter- national
<b>Faculty</b>	<b>4,823</b>	<b>2,688</b>	<b>56%</b>	<b>2,135</b>	<b>44%</b>	<b>755</b>	<b>16%</b>	<b>51</b>	<b>16</b>	<b>415</b>	<b>5</b>	<b>240</b>	<b>28</b>	<b>3,180</b>	<b>744</b>	<b>144</b>
Instructional Faculty	3,989	2,203	55%	1,786	45%	568	14%	41	15	296	5	190	21	2,758	620	43
Tenured/Tenure Track	2,401	1,089	45%	1,312	55%	389	16%	29	8	219	4	117	12	1,667	314	31
Full Professor	616	183	30%	433	70%	81	13%	3	2	49	-	22	5	498	35	2
Associate Professor	784	347	44%	437	56%	136	17%	9	6	70	1	47	3	571	75	2
Assistant Professor	1,001	559	56%	442	44%	172	18%	17	-	100	3	48	4	598	204	27
Non-Tenure Track	1,588	1,114	70%	474	30%	179	11%	12	7	77	1	73	9	1,091	306	12
Instructor/Sr. Instructor	1,351	962	71%	389	29%	139	10%	10	5	58	1	57	8	914	289	9
Other	237	152	64%	85	36%	40	17%	2	2	19	-	16	1	177	17	3
Research and Public Service Faculty**	834	485	58%	349	42%	187	26%	10	1	119	-	50	7	422	124	101
<b>Staff</b>	<b>5,857</b>	<b>3,797</b>	<b>65%</b>	<b>2,060</b>	<b>35%</b>	<b>1,272</b>	<b>22%</b>	<b>244</b>	<b>31</b>	<b>335</b>	<b>9</b>	<b>584</b>	<b>69</b>	<b>3,187</b>	<b>1,344</b>	<b>54</b>
Officers	34	19	56%	15	44%	3	9%	1	-	-	-	2	-	24	7	-
With Faculty Status	15	6	40%	9	60%	1	7%	1	-	-	-	-	-	11	3	-
Without Faculty Status	19	13	68%	6	32%	2	11%	-	-	-	-	2	-	13	4	-
Management/Other Professionals/Support Staff	5,823	3,778	65%	2,045	35%	1,269	22%	243	31	335	9	582	69	3,163	1,337	54
With Faculty Status	1,482	1,046	71%	436	29%	294	20%	26	14	120	2	119	13	943	218	27
Exempt Professionals	3,760	2,435	65%	1,325	35%	735	20%	145	8	187	4	341	50	1,909	1,089	27
Classified Staff	581	297	51%	284	49%	240	41%	72	9	28	3	122	6	311	30	-
<b>Faculty/Staff Total</b>	<b>10,680</b>	<b>6,485</b>	<b>61%</b>	<b>4,195</b>	<b>39%</b>	<b>2,027</b>	<b>19%</b>	<b>295</b>	<b>47</b>	<b>750</b>	<b>14</b>	<b>824</b>	<b>97</b>	<b>6,367</b>	<b>2,088</b>	<b>198</b>

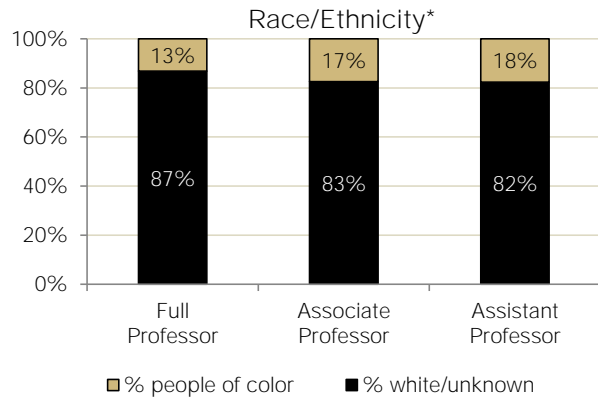
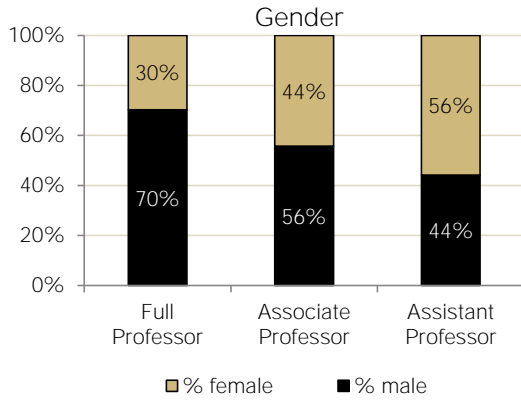
University of Colorado Denver  
 Denver Campus and Anschutz Medical Campus  
 Full-Time Faculty and Staff, Fall 2017  
 DENVER CAMPUS

	Total	Female		Male		People of Color*		Race/Ethnicity/Citizenship								
		#	%	#	%	#	%	Black/ African American	American Indian/ Alaska Native	Asian	Native Hawaiian/ Pacific Islander	Hispanic/ Latino	More than one race	White	Unknown	Inter- national
<b>Faculty</b>	<b>669</b>	<b>273</b>	<b>41%</b>	<b>396</b>	<b>59%</b>	<b>132</b>	<b>20%</b>	<b>9</b>	<b>5</b>	<b>70</b>	<b>-</b>	<b>45</b>	<b>3</b>	<b>471</b>	<b>46</b>	<b>20</b>
Instructional Faculty	623	251	40%	372	60%	129	21%	9	5	68	-	44	3	439	41	14
Tenured/Tenure Track	385	142	37%	243	63%	91	24%	6	3	52	-	28	2	261	23	10
Full Professor	100	32	32%	68	68%	19	19%	1	1	14	-	1	2	80	1	-
Associate Professor	180	66	37%	114	63%	48	27%	4	2	22	-	20	-	124	8	-
Assistant Professor	105	44	42%	61	58%	24	25%	1	-	16	-	7	-	57	14	10
Non-Tenure Track	238	109	46%	129	54%	38	16%	3	2	16	-	16	1	178	18	4
Instructor/Sr. Instructor	171	76	44%	95	56%	29	17%	2	2	11	-	14	-	128	11	3
Other	67	33	49%	34	51%	9	14%	1	-	5	-	2	1	50	7	1
Research and Public Service Faculty**	46	22	48%	24	52%	3	8%	-	-	2	-	1	-	32	5	6
<b>Staff</b>	<b>872</b>	<b>566</b>	<b>65%</b>	<b>306</b>	<b>35%</b>	<b>238</b>	<b>27%</b>	<b>42</b>	<b>5</b>	<b>67</b>	<b>-</b>	<b>111</b>	<b>13</b>	<b>563</b>	<b>67</b>	<b>4</b>
Officers	22	14	64%	8	36%	3	14%	1	-	-	-	2	-	15	4	-
With Faculty Status	10	4	40%	6	60%	1	10%	1	-	-	-	-	-	6	3	-
Without Faculty Status	12	10	83%	2	17%	2	17%	-	-	-	-	2	-	9	1	-
Management/Other Professionals/Support Staff	850	552	65%	298	35%	235	28%	41	5	67	-	109	13	548	63	4
With Faculty Status	110	63	57%	47	43%	14	13%	2	-	7	-	5	-	86	8	2
Exempt Professionals	612	405	66%	207	34%	163	27%	29	1	47	-	74	12	400	47	2
Classified Staff	128	84	66%	44	34%	58	45%	10	4	13	-	30	1	62	8	-
<b>Faculty/Staff Total</b>	<b>1,541</b>	<b>839</b>	<b>54%</b>	<b>702</b>	<b>46%</b>	<b>370</b>	<b>24%</b>	<b>51</b>	<b>10</b>	<b>137</b>	<b>-</b>	<b>156</b>	<b>16</b>	<b>1,034</b>	<b>113</b>	<b>24</b>

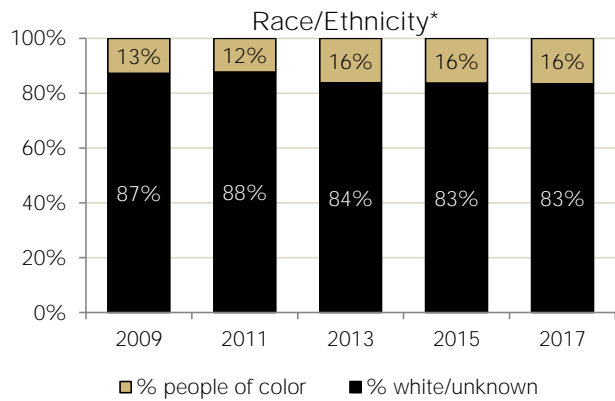
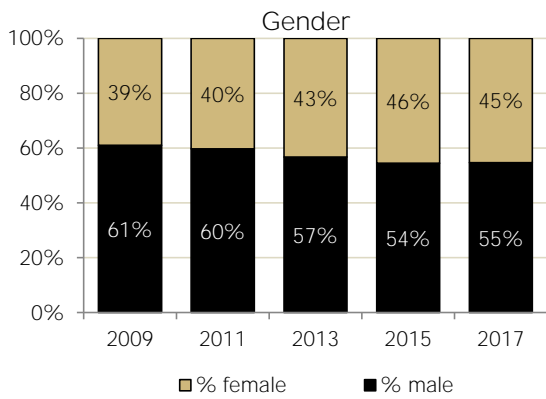
ANSCHUTZ MEDICAL CAMPUS

	Total	Female		Male		People of Color*		Race/Ethnicity/Citizenship								
		#	%	#	%	#	%	Black/ African American	American Indian/ Alaska Native	Asian	Native Hawaiian/ Pacific Islander	Hispanic/ Latino	More than one race	White	Unknown	Inter- national
<b>Faculty</b>	<b>4,154</b>	<b>2,415</b>	<b>58%</b>	<b>1,739</b>	<b>42%</b>	<b>623</b>	<b>15%</b>	<b>42</b>	<b>11</b>	<b>345</b>	<b>5</b>	<b>195</b>	<b>25</b>	<b>2,709</b>	<b>698</b>	<b>124</b>
Instructional Faculty	3,366	1,952	58%	1,414	42%	439	13%	32	10	228	5	146	18	2,319	579	29
Tenured/Tenure Track	2,016	947	47%	1,069	53%	298	15%	23	5	167	4	89	10	1,406	291	21
Full Professor	516	151	29%	365	71%	62	12%	2	1	35	-	21	3	418	34	2
Associate Professor	604	281	47%	323	53%	88	15%	5	4	48	1	27	3	447	67	2
Assistant Professor	896	515	57%	381	43%	148	17%	16	-	84	3	41	4	541	190	17
Non-Tenure Track	1,350	1,005	74%	345	26%	141	11%	9	5	61	1	57	8	913	288	8
Instructor/Sr. Instructor	1,180	886	75%	294	25%	110	9%	8	3	47	1	43	8	786	278	6
Other	170	119	70%	51	30%	31	18%	1	2	14	-	14	-	127	10	2
Research and Public Service Faculty**	788	463	59%	325	41%	184	27%	10	1	117	-	49	7	390	119	95
<b>Staff</b>	<b>4,985</b>	<b>3,231</b>	<b>65%</b>	<b>1,754</b>	<b>35%</b>	<b>1,034</b>	<b>21%</b>	<b>202</b>	<b>26</b>	<b>268</b>	<b>9</b>	<b>473</b>	<b>56</b>	<b>2,624</b>	<b>1,277</b>	<b>50</b>
Officers	12	5	42%	7	58%	-	0%	-	-	-	-	-	-	9	3	-
With Faculty Status	5	2	40%	3	60%	-	0%	-	-	-	-	-	-	5	-	-
Without Faculty Status	7	3	43%	4	57%	-	0%	-	-	-	-	-	-	4	3	-
Management/Other Professionals/Support Staff	4,973	3,226	65%	1,747	35%	1,034	21%	202	26	268	9	473	56	2,615	1,274	50
With Faculty Status	1,372	983	72%	389	28%	280	21%	24	14	113	2	114	13	857	210	25
Exempt Professionals	3,148	2,030	64%	1,118	36%	572	18%	116	7	140	4	267	38	1,509	1,042	25
Classified Staff	453	213	47%	240	53%	182	40%	62	5	15	3	92	5	249	22	-
<b>Faculty/Staff Total</b>	<b>9,139</b>	<b>5,646</b>	<b>62%</b>	<b>3,493</b>	<b>38%</b>	<b>1,657</b>	<b>18%</b>	<b>244</b>	<b>37</b>	<b>613</b>	<b>14</b>	<b>668</b>	<b>81</b>	<b>5,333</b>	<b>1,975</b>	<b>174</b>

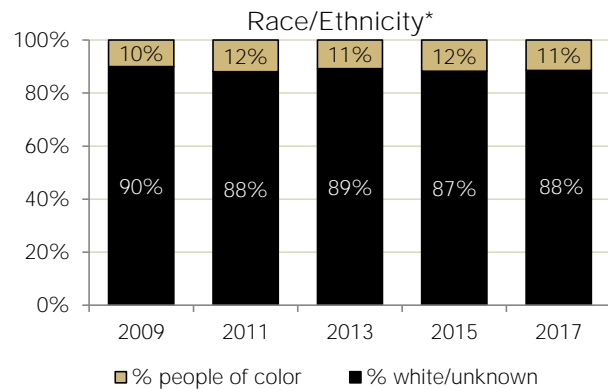
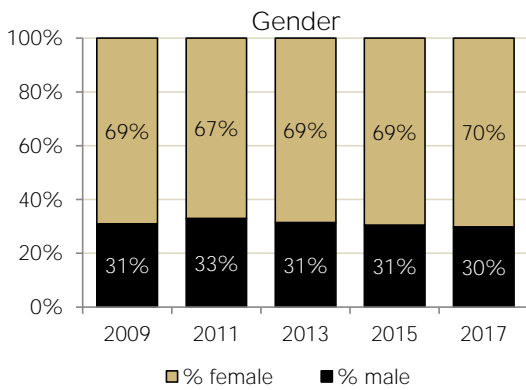
University of Colorado Denver  
 Denver Campus and Anschutz Medical Campus  
 Instructional Faculty, Fall 2017  
 Tenured/Tenure Track



Instructional Faculty, Fall 2009 - Fall 2017  
 Tenured/Tenure Track Faculty  
 All Ranks Combined

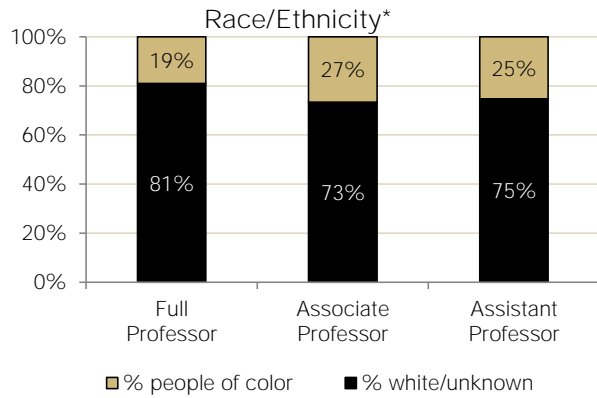
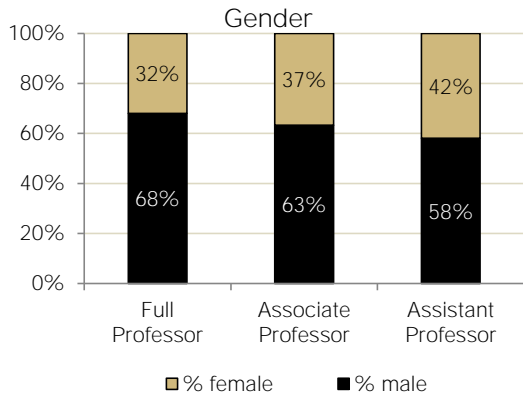


Non-Tenure Track Faculty

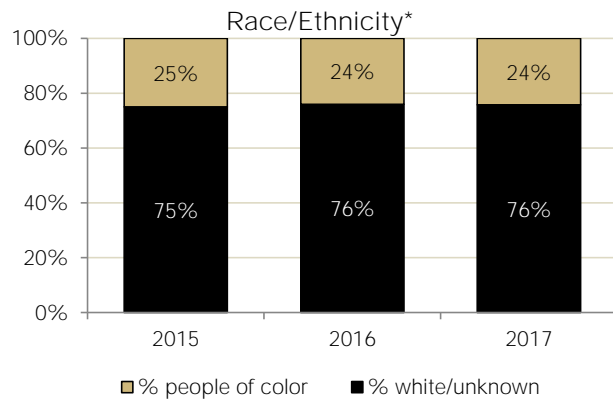
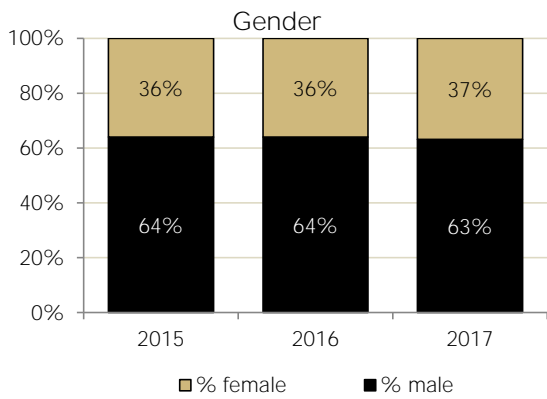


\*People of Color percentage calculation does not include the international population.

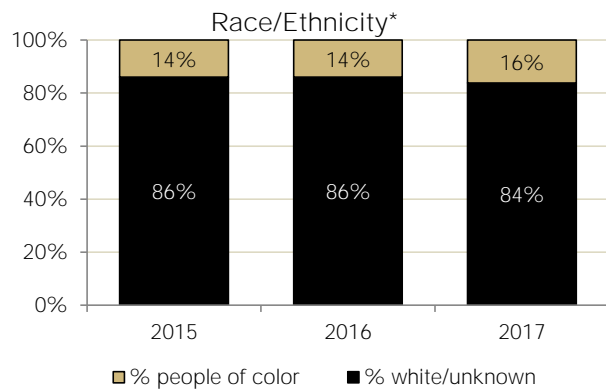
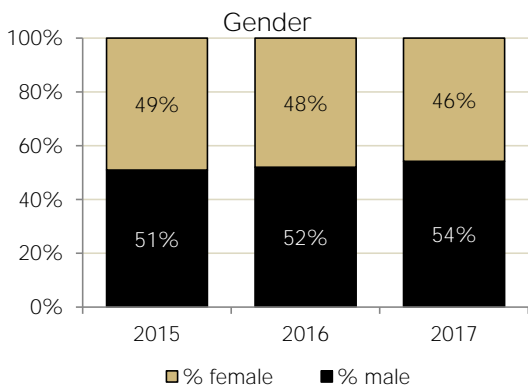
University of Colorado Denver  
 Denver Campus  
 Instructional Faculty, Fall 2017  
 Tenured/Tenure Track



Instructional Faculty, Fall 2015 - Fall 2017  
 Tenured/Tenure Track Faculty  
 All Ranks Combined

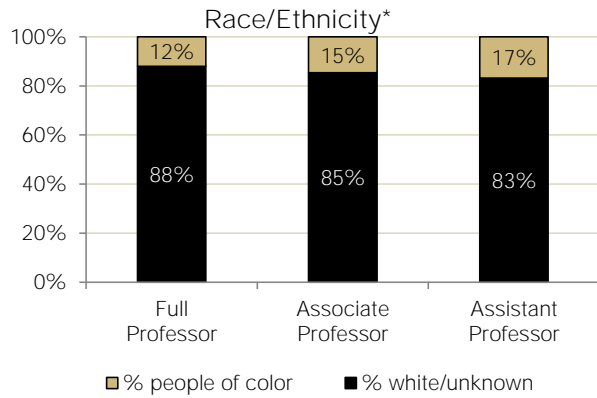
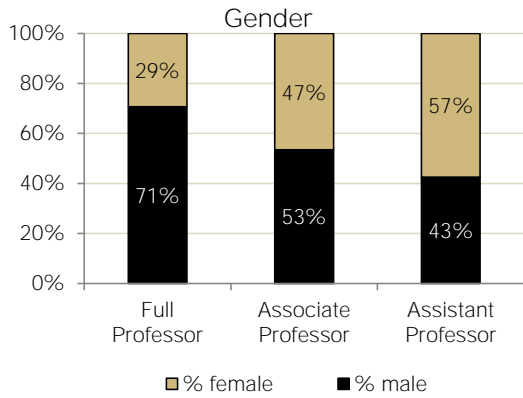


Non-Tenure Track Faculty

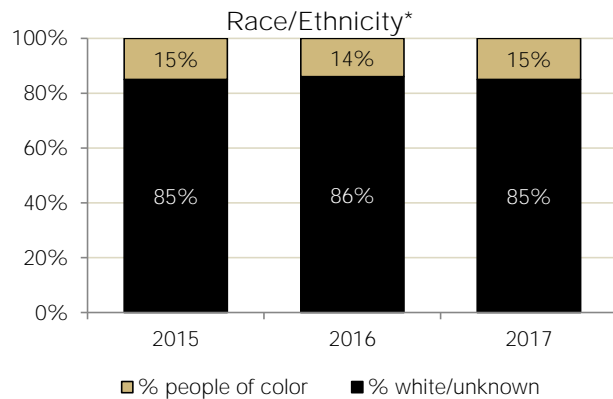
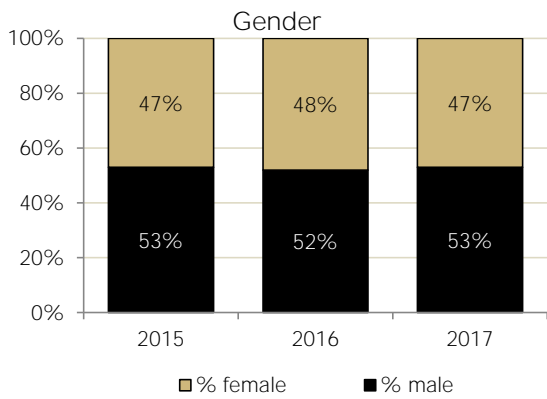


\*People of Color percentage calculation does not include the international population.

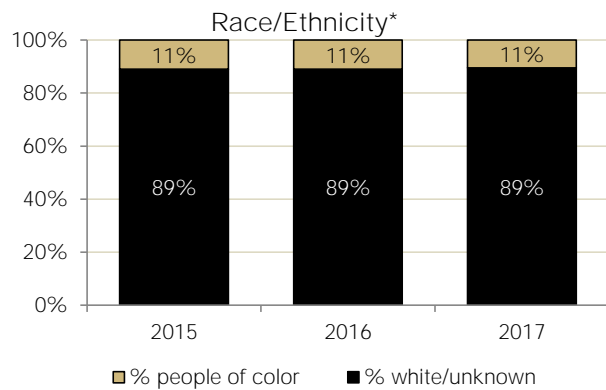
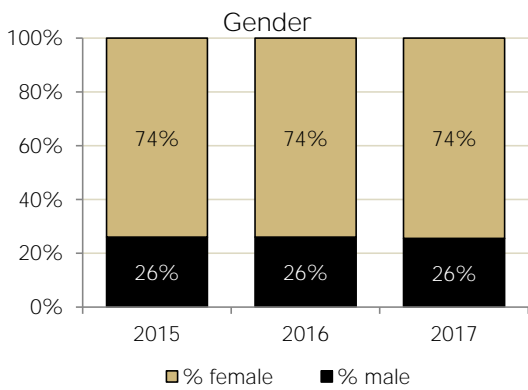
University of Colorado Denver  
Anschutz Medical Campus  
Instructional Faculty, Fall 2017  
Tenured/Tenure Track



Instructional Faculty, Fall 2015 - Fall 2017  
Tenured/Tenure Track Faculty  
All Ranks Combined

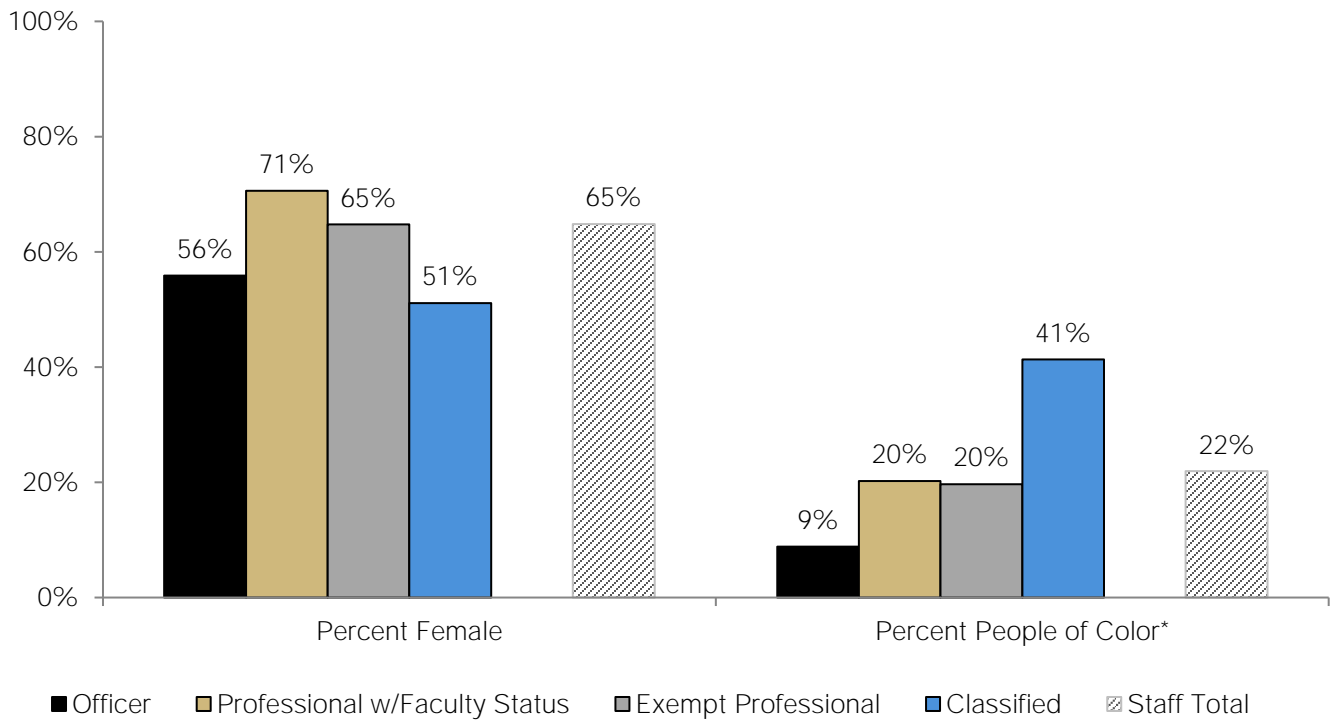


Non-Tenure Track Faculty



\*People of Color percentage calculation does not include the international population.

University of Colorado Denver  
 Denver Campus and Anschutz Medical Campus  
 Staff Diversity, Fall 2017



Females represent more than half of the classified (51%), exempt professional (65%), professionals with faculty status (71%), and university officers (56%). Minority employees constitute lower proportions of each of those same categories.

\*People of Color percentage calculation does not include the international population.