

**UNIVERSITY OF COLORADO AT DENVER
FACULTY DIVERSITY PROFILE
ALL SCHOOLS AND COLLEGES, FALL 2002**

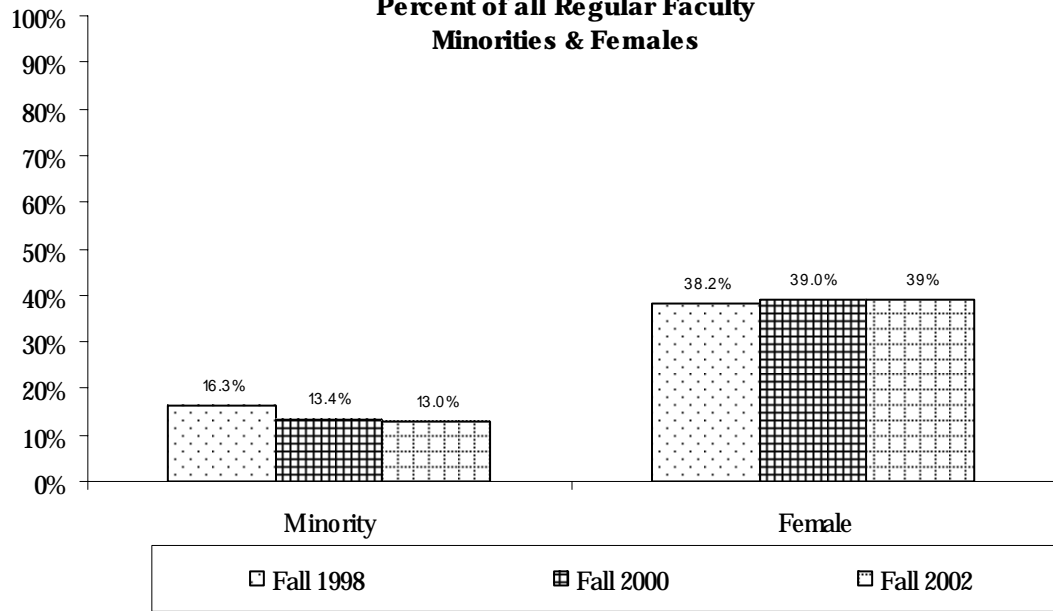
| Category | Total | | | Female | | | Male | | | Minority | | |
|-----------------------------------|-------|-----|-----|--------|-----|------|------|-----|----|----------|----------|--|
| | # | Pct | # | Pct | # | Pct | # | Pct | # | Pct | Foreign* | |
| Reg. Instructional Faculty | 487 | | 190 | 39% | 297 | 61% | 65 | 13% | 12 | | | |
| TOTAL | | | | | | | | | | | | |
| Tenured/Tenure Track | 347 | | 117 | 34% | 230 | 66% | 51 | 15% | 12 | | | |
| Full Professors | 113 | | 21 | 19% | 92 | 81% | 11 | 10% | 0 | | | |
| Associate Professors | 121 | | 48 | 40% | 73 | 60% | 20 | 17% | 2 | | | |
| Assistant Professor | 113 | | 48 | 42% | 65 | 58% | 20 | 18% | 10 | | | |
| Non-Tenure-Track | 140 | | 73 | 52% | 67 | 48% | 14 | 10% | 0 | | | |
| Full Professors | 0 | | 0 | 0% | 0 | 0% | 0 | 0% | 0 | | | |
| Associate Professor | 0 | | 0 | 0% | 0 | 0% | 0 | 0% | 0 | | | |
| Assistant Professors | 0 | | 0 | 0% | 0 | 0% | 0 | 0% | 0 | | | |
| Senior Instructor | 62 | | 31 | 50% | 31 | 50% | 3 | 5% | 0 | | | |
| Instructor | 78 | | 42 | 54% | 36 | 46% | 11 | 14% | 0 | | | |
| Administrative | 61 | | 20 | 33% | 41 | 67% | 8 | 13% | 0 | | | |
| Dept. Chair/Directors | 51 | | 17 | 33% | 34 | 67% | 8 | 16% | 0 | | | |
| Asst/Assoc/Dean/Chanc | 10 | | 3 | 30% | 7 | 70% | 0 | 0% | 0 | | | |
| Tenured | 231 | | 67 | 29% | 164 | 71% | 31 | 13% | 2 | | | |
| Full Professors | 90 | | 18 | 20% | 72 | 80% | 10 | 11% | 0 | | | |
| Associate Professors | 85 | | 30 | 35% | 55 | 65% | 13 | 15% | 2 | | | |
| Assistant Professors | 0 | | 0 | 0% | 0 | 0% | 0 | 0% | 0 | | | |
| Administrative Faculty | 56 | | 19 | 34% | 37 | 66% | 8 | 14% | 0 | | | |
| Other Faculty | | | | | | | | | | | | |
| Total | 505 | | 234 | 46% | 271 | 54% | 42 | 8% | 5 | | | |
| Professor | 1 | | 0 | 0% | 1 | 100% | 0 | 0% | 0 | | | |
| Associate Professor | 3 | | 1 | 33% | 2 | 67% | 0 | 0% | 0 | | | |
| Assistant Professor | 1 | | 0 | 0% | 1 | 100% | 0 | 0% | 0 | | | |
| Sr. & Instructor | 32 | | 19 | 59% | 13 | 41% | 7 | 22% | 1 | | | |
| Research Faculty/Assts. | 44 | | 31 | 70% | 13 | 30% | 3 | 7% | 0 | | | |
| Lecturer/Honorarium | 364 | | 145 | 40% | 219 | 60% | 29 | 8% | 2 | | | |
| Visit/Adjunct/Adjoint | 60 | | 38 | 63% | 22 | 37% | 3 | 5% | 2 | | | |

(*)Note: Foreign born faculty are included in non-minority totals only.

Note: Regular faculty=tenured and tenure track faculty with multiple year appointments. Other=1 Yr. or < faculty appointments could include faculty on restricted grant programs.

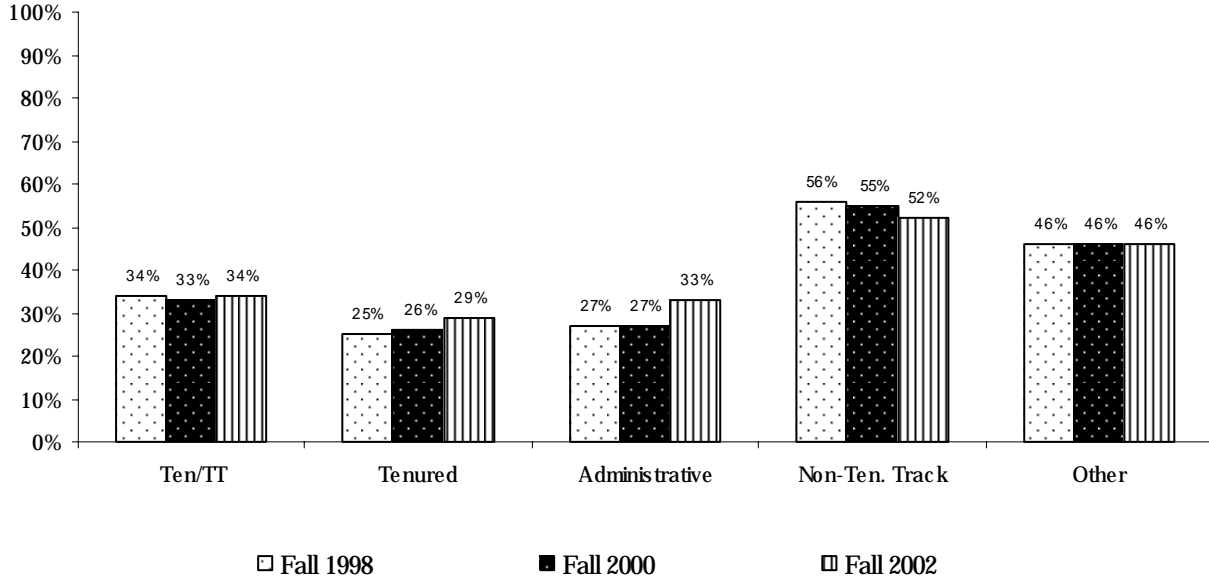
University of Colorado Faculty Diversity Profile

Denver Campus Percent of all Regular Faculty Minorities & Females

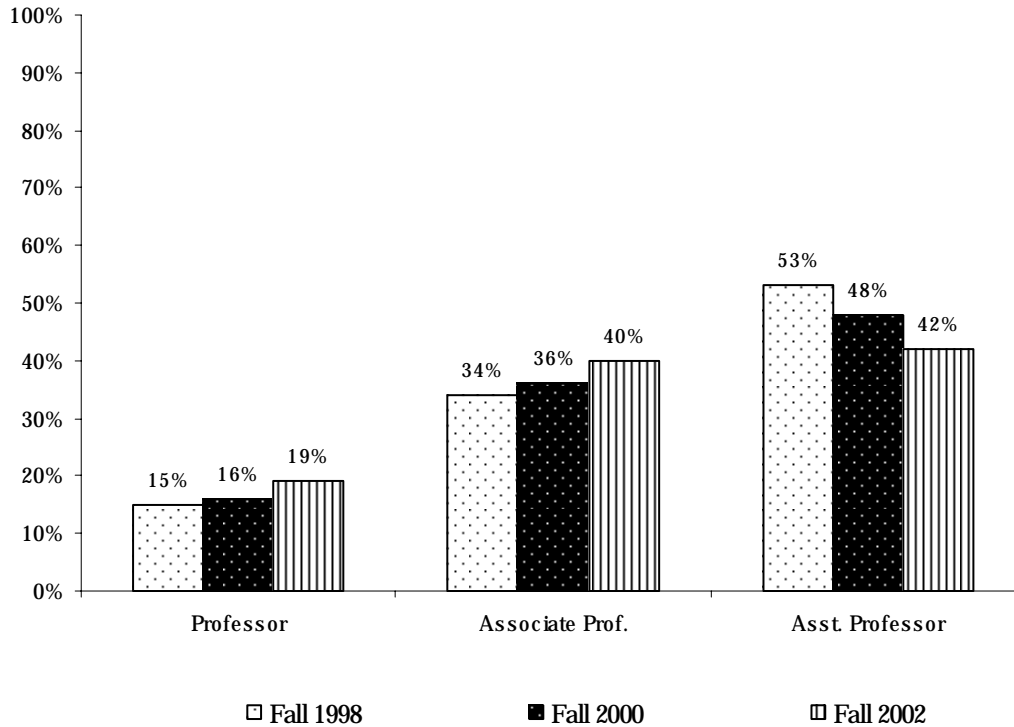


University of Colorado at Denver Faculty Diversity Profile

Percent of Total Faculty Who are Female

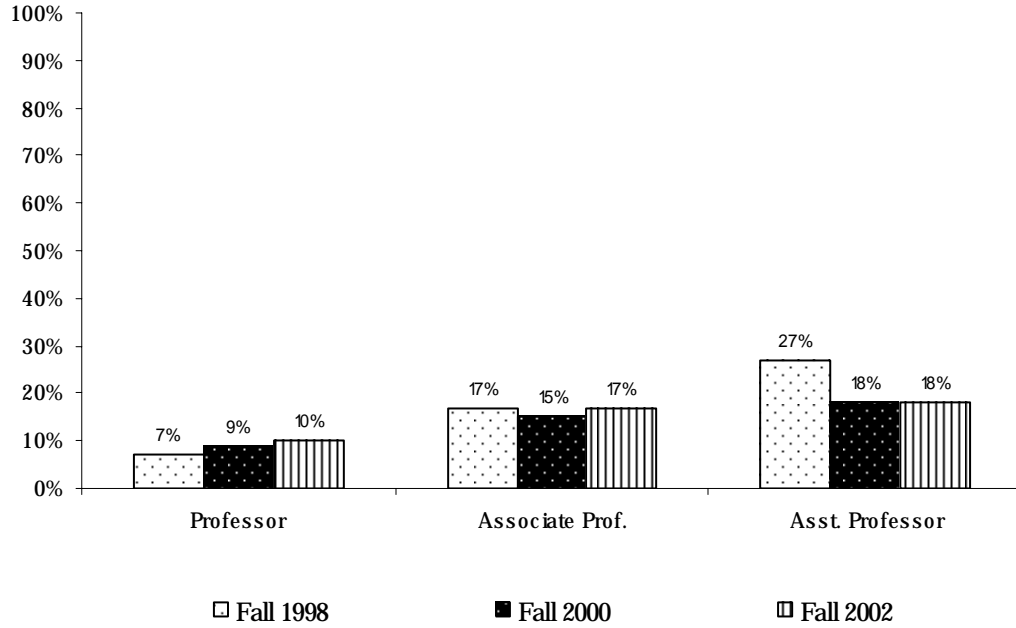


Percent of Tenure/Tenure Track Faculty Who are Female

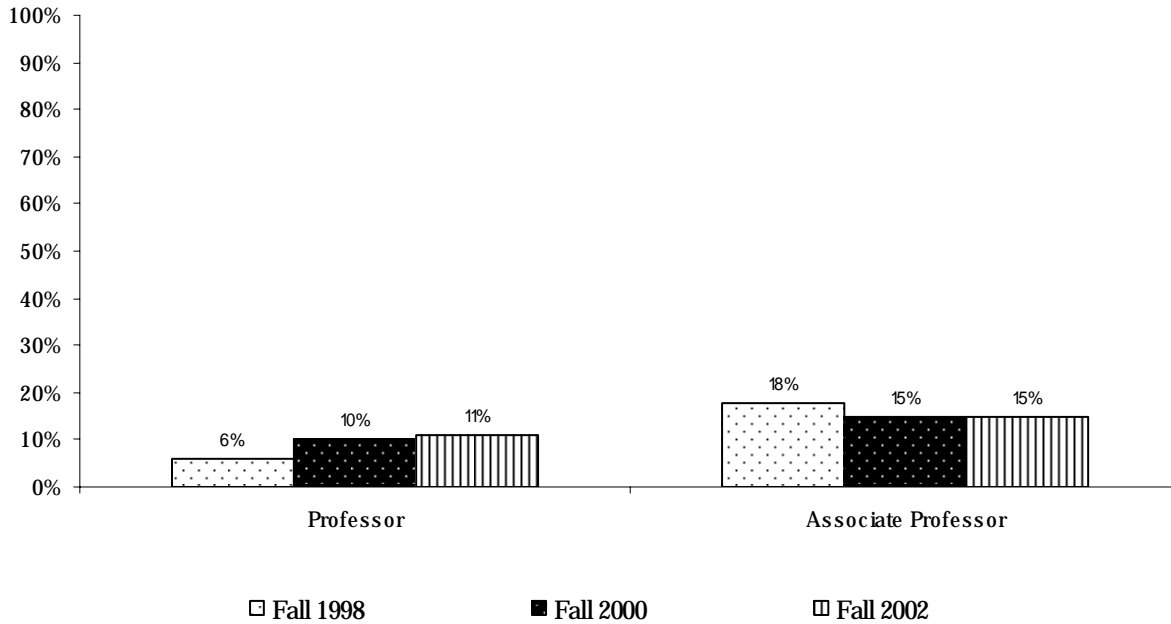


University of Colorado at Denver Faculty Diversity Profile

Percent Minority Tenure/Tenure Track Faculty

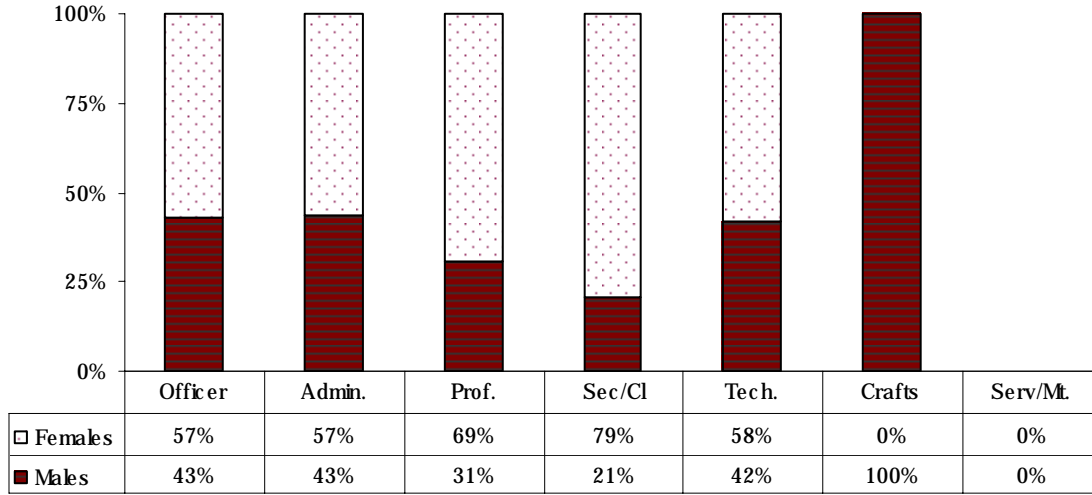


Percent Minority Tenured Faculty

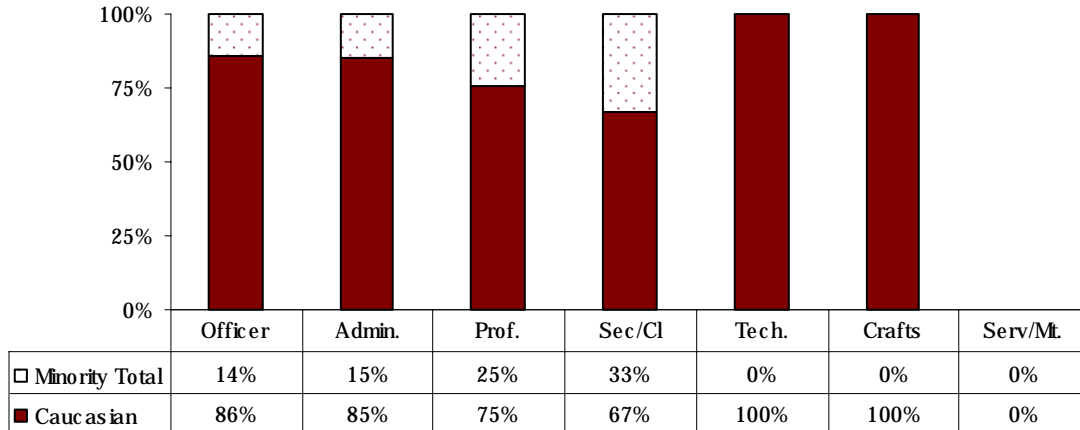


**University of Colorado at Denver
2002 - 2003**

Occupational Categories by Gender



Occupational Categories by Ethnicity



**University of Colorado at Denver
Staff Diversity Profile
Percent of Ethnic Minority by Occupational Category**

