

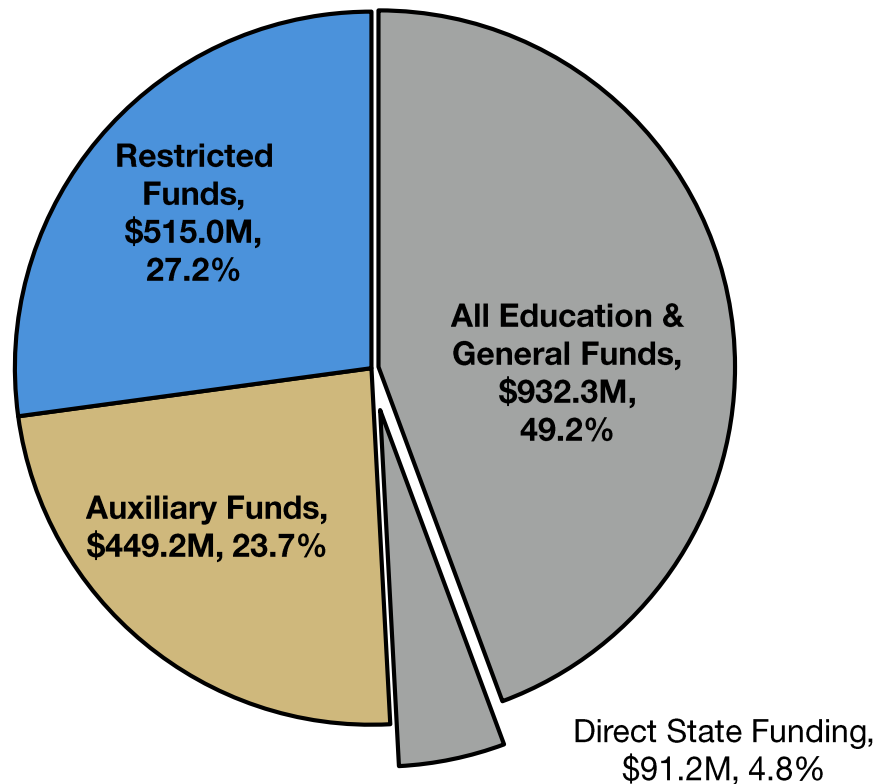
# University of Colorado Boulder FY 2019-20 Operating Budget

## FY 2019-20 CURRENT FUNDS BUDGET

The proposed FY 2019-20 Current Funds budget totals \$1.90 billion. The total funds budget is comprised of the following:

- The Education & General budget totals \$932.3 million (49.2% of total).
- The Auxiliary budget totals \$449.2 million (23.7% of total).
- The Restricted budget totals \$515.0 million (27.2% of total).

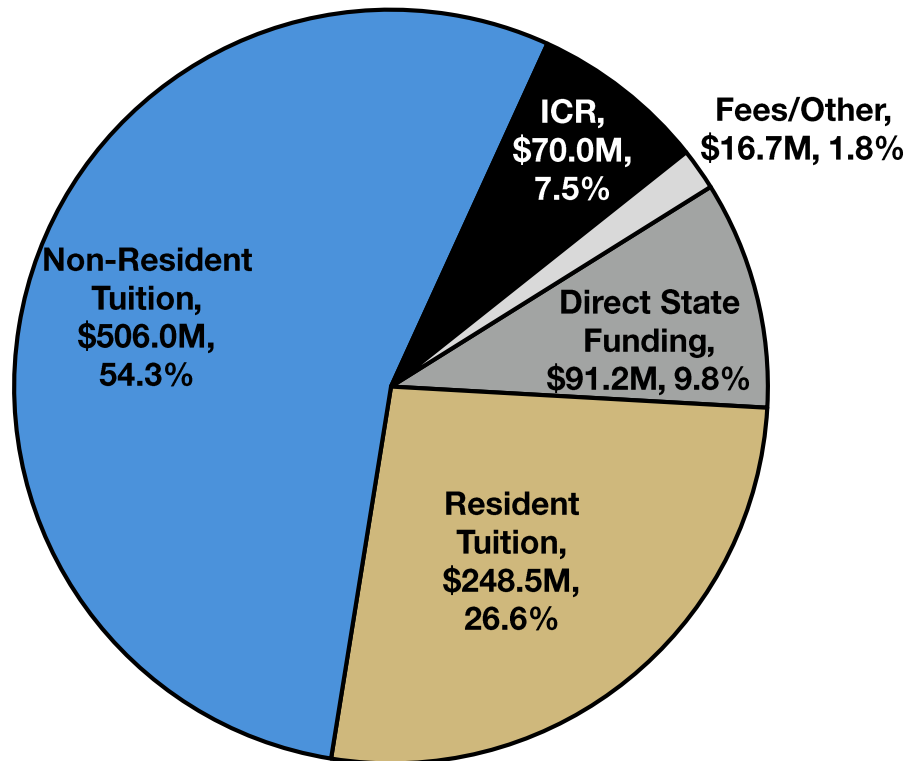
## FY 2019-20 Total Current Funds Budget – CU Boulder



## FY 2019-20 EDUCATION & GENERAL FUND BUDGET

The FY 2019-20 Education and General Budget is \$932.3 million. Non-resident tuition is the largest component of the Education and General Fund budget at \$506.0 million (54.3%). The next largest component is Resident tuition at \$248.5 million (26.6%). State funding is \$92.1 million (9.8%) and is comprised of \$41.4 million in College Opportunity Fund (COF) stipends and \$49.8 million from fee-for-service (FFS) revenue.

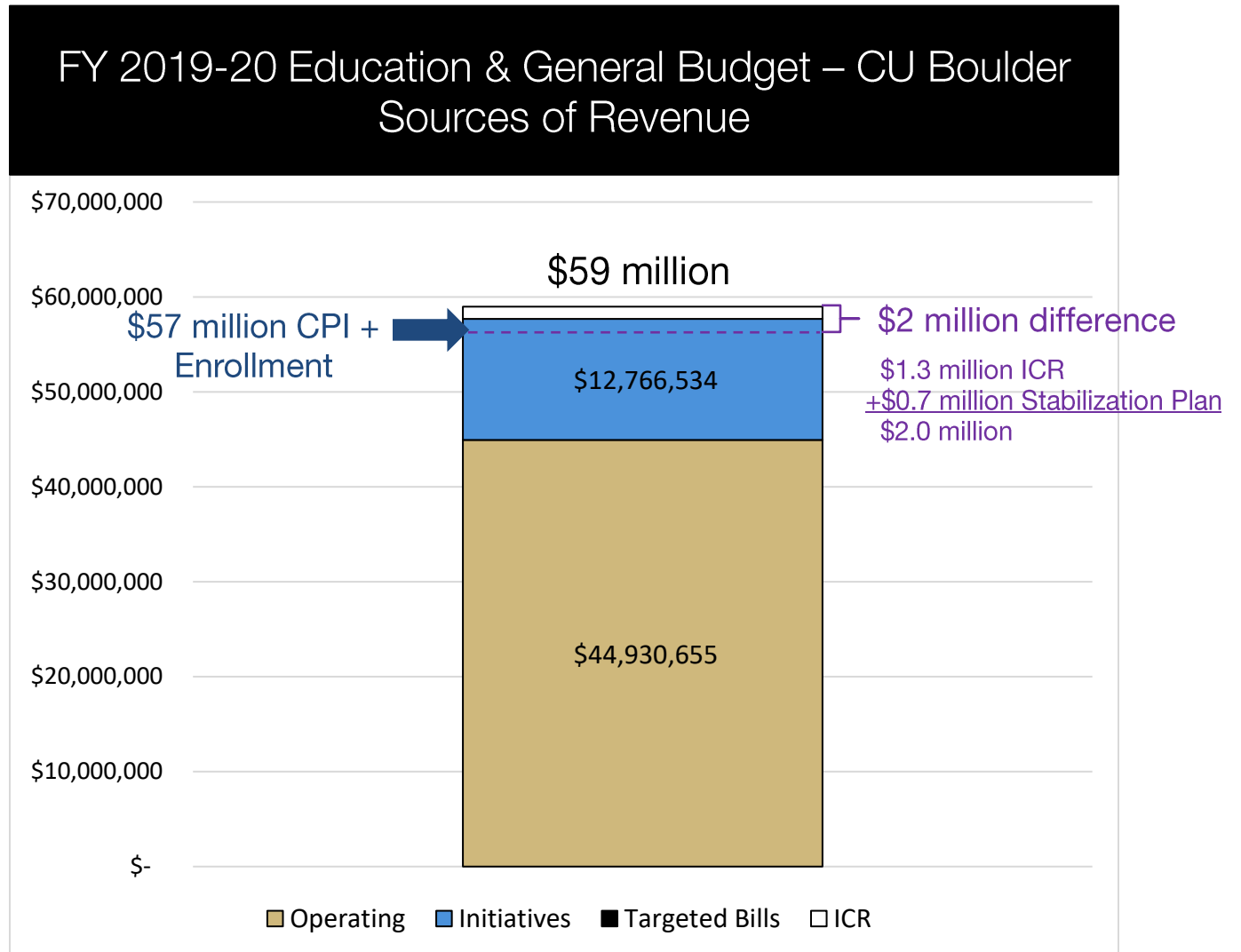
### FY 2019-20 Education & General Budget – CU Boulder Sources of Revenue



## FY 2019-20 BUDGET GROWTH

The Boulder campus E & G budget growth is \$59 million.

- \$44.9 million for base operating
  - Compensation pool and benefits
  - Insurance, ICCA (primarily for technology investments), Library, etc.
- \$12.8 million for campus initiatives
- \$1.3 million Indirect Cost Recoveries (ICR)



## **CAMPUS INITIATIVES**

### **Emergency Stabilization Plan Ratio - \$0.7M**

This plan can provide a safety net in the event the campus is not meeting its enrollment (and revenue) targets or in the event of an economic downturn. Building up the campus's enrollment contingency reserve is a prudent step toward ensuring its stability in all economic climates, and its ability to keep tuition in check and protect student success during periods of financial uncertainty.

*CU Metric: Fiscal Sustainability – Stabilization Plan Ratio*

### **Enrollment Growth Support - \$9.0M**

The Boulder Campus is experiencing growth in enrollments and because enrollment increases create pressure on existing resources, additional funding is being directed to the schools and colleges to ensure a quality experience for students. This initiative provides additional resources to schools and colleges with increased enrollment to fund direct instructional costs, advising, and unit-based student support.

*CU Metric: Student Success – Degrees Awarded*

### **Graduate Student Affordability and Success - \$1.1M**

Funds will be directed to continue the campus commitments to increase the Graduate Student Teaching Faculty (TA) stipends. The graduate student faculty appointment provides students with opportunities to gain practical experience in teaching and research, and advance their career potential upon graduation. Investment in the stipend provides needed financial support for graduate students' out-of-pocket costs, and an experience that furthers their success.

*CU Metrics: Student Success – Degrees Awarded*

### **Chancellor's Mental Health and Wellness Initiative - \$1.5M**

Mental health issues facing college students is a significant and increasing area of concern on campuses. Evidence suggests that there is an increase in the number of students that enroll in college with a preexisting mental health condition, and one in three students meets the criteria for a clinically significant mental health concern. This is an urgent and pressing need nationally, and the Boulder campus is positioned to become a national leader in the research and practice of mental health in support of our students and the larger community. These funds will constitute an investment to supplement a donor's gift, and represent a campus commitment to hire four new faculty lines, along with providing corresponding start-up packages and operating and other support in this key area of need.

*CU Metric: Student Success – Degrees Awarded; Reputation and Impact - Research*

## **Online Initiative - \$0.5M**

The investment builds an ongoing funding base to support CU Boulder's commitment to the evolving teaching and learning practices associated with the next generation of online learning. CU Boulder strives to become a leading twenty-first century public university by providing innovative and accessible education for our students.

*CU Metrics: Student Success – Degrees Awarded; Fiscal Sustainability – Online Enrollment*

**Table A: FY 2019-20 Current Funds Budget**  
**University of Colorado**  
**Boulder Campus**

Description	FY 2018-19		FY 2019-20			
	Original Total Current Funds	June Estimate Total Current Funds	Education & General Fund	Auxiliary & Self-Funded Activities	Restricted Fund	Total Current Funds Budget
<b>Revenues</b>						
Student Tuition and Fees						
Resident Tuition - COF	\$36,998,672	\$36,998,672	\$41,404,678	\$0	\$0	\$41,404,678
Resident Tuition - Student Share	\$234,134,972	\$237,510,468	\$248,459,417	\$0	\$0	\$248,459,417
Non-Resident Tuition	\$473,910,672	\$474,932,478	\$505,956,767	\$0	\$0	\$505,956,767
Other tuition - Continuing Education	\$33,099,893	\$32,566,619	\$0	\$33,804,151	\$0	\$33,804,151
Student fees	\$63,886,040	\$64,509,021	\$10,875,341	\$54,772,666	\$0	\$65,648,007
<b>Subtotal - Student Tuition and Fees</b>	<b>\$842,030,249</b>	<b>\$846,517,258</b>	<b>\$806,696,203</b>	<b>\$88,576,817</b>	<b>\$0</b>	<b>\$895,273,020</b>
Investment and Interest Income	\$1,877,400	\$144,822	\$0	\$0	\$1,639,451	\$1,639,451
Grants and Contracts	\$0	\$0	\$0	\$0	\$0	\$0
Federal Grants & Contracts	\$306,893,839	\$313,131,855	\$0	\$0	\$325,657,129	\$325,657,129
State and Local Grants & Contracts	\$7,237,267	\$4,315,414	\$0	\$0	\$4,401,722	\$4,401,722
Tobacco Funding <1>	\$0	\$0	\$0	\$0	\$0	\$0
Fee for Service Contract <2>	\$44,393,380	\$44,393,380	\$49,812,040	\$0	\$0	\$49,812,040
<b>Subtotal - Grants &amp; Contracts</b>	<b>\$360,401,886</b>	<b>\$361,985,471</b>	<b>\$49,812,040</b>	<b>\$0</b>	<b>\$331,698,302</b>	<b>\$381,510,342</b>
Private/other gifts, grants and contracts	\$172,030,899	\$185,427,708	\$0	\$0	\$183,309,105	\$183,309,105
Sales & Services of educational departments	\$35,467,489	\$39,355,958	\$0	\$40,497,281	\$0	\$40,497,281
Auxiliary Operating Revenues	\$269,078,825	\$250,854,618	\$0	\$260,888,803	\$0	\$260,888,803
Health Services	\$0	\$0	\$0	\$0	\$0	\$0
Other Revenues:	\$0	\$0	\$0	\$0	\$0	\$0
Indirect Cost Reimbursement	\$95,144,343	\$99,923,943	\$70,004,203	\$32,244,607	\$0	\$102,248,810
Denver AHEC Library Funding	\$0	\$0	\$0	\$0	\$0	\$0
Other Sources	\$20,860,420	\$31,006,764	\$5,819,487	\$26,996,657	\$0	\$32,816,144
<b>TOTAL REVENUES</b>	<b>\$1,795,014,111</b>	<b>\$1,815,071,720</b>	<b>\$932,331,933</b>	<b>\$449,204,165</b>	<b>\$515,007,407</b>	<b>\$1,896,543,505</b>
<b>Expenditures</b>						
Educational & General:						
Instruction	\$536,820,523	\$552,422,292	\$492,424,889	\$40,369,966	\$54,757,578	\$587,552,433
Research	\$371,178,532	\$380,178,813	\$6,079,253	\$400,990	\$385,104,615	\$391,584,858
Public Service	\$13,260,073	\$16,040,514	\$1,486,491	\$5,765,374	\$9,310,693	\$16,562,558
Academic Support	\$138,553,773	\$137,767,374	\$131,699,014	\$16,788,551	\$3,897,155	\$152,384,720
Student Services	\$98,719,329	\$96,354,333	\$45,713,198	\$53,487,555	\$828,099	\$100,028,852
Institutional Support	\$99,010,550	\$97,739,927	\$87,875,650	\$9,087,361	\$5,418,353	\$102,381,364
Operations of Plant	\$89,507,195	\$98,861,698	\$94,223,969	\$0	\$0	\$94,223,969
Scholarships & Fellowships	\$134,122,339	\$134,189,945	\$72,829,469	\$11,935,721	\$52,712,937	\$137,478,127
Auxiliary operating expenditures	\$215,159,571	\$191,178,409	\$0	\$198,812,855	\$2,977,977	\$201,790,832
Health Services	\$0	\$0	\$0	\$0	\$0	\$0
Other	\$0	\$0	\$0	\$0	\$0	\$0
<b>TOTAL EXPENDITURES</b>	<b>\$1,696,331,885</b>	<b>\$1,704,733,306</b>	<b>\$932,331,933</b>	<b>\$336,648,373</b>	<b>\$515,007,407</b>	<b>\$1,783,987,713</b>
<b>Transfers Between Funds</b>						
Mandatory Transfers						
Principal and interest	\$69,701,559	\$70,714,866	\$0	\$75,546,084	\$0	\$75,546,084
Renewals & replacements	\$0	\$0	\$0	\$0	\$0	\$0
Matching funds/Other	\$0	\$0	\$0	\$0	\$0	\$0
Subtotal -- Mandatory Transfers	<b>\$69,701,559</b>	<b>\$70,714,866</b>	<b>\$0</b>	<b>\$75,546,084</b>	<b>\$0</b>	<b>\$75,546,084</b>
Voluntary Transfers & Other						
Restricted receipts to be expended in future years	\$0	\$0	\$0	\$0	\$0	\$0
Other	\$28,980,667	\$39,623,548	\$0	\$37,009,708	\$0	\$37,009,708
Subtotal Voluntary Transfers	<b>\$28,980,667</b>	<b>\$39,623,548</b>	<b>\$0</b>	<b>\$37,009,708</b>	<b>\$0</b>	<b>\$37,009,708</b>
<b>TOTAL EXPENDITURES &amp; TRANSFERS</b>	<b>\$1,795,014,111</b>	<b>\$1,815,071,720</b>	<b>\$932,331,933</b>	<b>\$449,204,165</b>	<b>\$515,007,407</b>	<b>\$1,896,543,505</b>
Net Increase (Decrease) in Fund Balances	\$0	\$0	\$0	\$0	\$0	\$0

**Table B: FY 2019-20 Education & General Fund  
University of Colorado  
Boulder Campus**

Category	FY 2018-19 Original Budget	FY 2018-19 June Estimate	FY 2019-20 Proposed Budget	FY 2019-20 vs. FY 2018-19 June Est.	
				\$ Change	% Change
<b>Revenues</b>					
Student Tuition					
College Opportunity Fund	\$36,998,672	\$36,998,672	\$41,404,678	\$4,406,006	11.9%
Resident Tuition	\$234,134,972	\$237,510,468	\$248,459,417	\$10,948,949	4.6%
Non-Resident Tuition	\$473,910,672	\$474,932,478	\$505,956,767	\$31,024,289	6.5%
<b>Total Tuition</b>	<b>\$745,044,316</b>	<b>\$749,441,618</b>	<b>\$795,820,862</b>	<b>\$46,379,244</b>	<b>6.2%</b>
COF - Fee for Service <1>	\$44,393,380	\$44,393,380	\$49,812,040	\$5,418,660	12.2%
Tobacco Funds <2>	\$0	\$0	\$0	\$0	
Student Academic & Facility Fees	\$3,855,234	\$3,688,320	\$3,697,616	\$9,296	0.3%
Student Activity Fees	\$6,227,104	\$7,122,009	\$7,177,725	\$55,716	0.8%
Indirect Cost Recovery	\$68,719,776	\$68,719,776	\$70,004,203	\$1,284,427	1.9%
Other	\$5,110,507	\$6,464,349	\$5,819,487	-\$644,862	-10.0%
<b>TOTAL REVENUES</b>	<b>\$873,350,317</b>	<b>\$879,829,452</b>	<b>\$932,331,933</b>	<b>\$52,502,481</b>	<b>6.0%</b>
<b>Expenditures</b>					
Unclassified Salaries	\$356,103,466	\$364,288,157	\$379,684,297	\$15,396,140	4.2%
Unclassified Benefits	\$110,201,176	\$111,496,053	\$120,086,034	\$8,589,981	7.7%
<b>Total Unclassified Compensation</b>	<b>\$466,304,642</b>	<b>\$475,784,210</b>	<b>\$499,770,331</b>	<b>\$23,986,121</b>	<b>5.0%</b>
Classified Salaries	\$50,544,510	\$48,912,204	\$50,379,570	\$1,467,366	3.0%
Classified Benefits	\$18,530,657	\$18,530,657	\$19,438,163	\$907,506	4.9%
<b>Total Classified Compensation</b>	<b>\$69,075,167</b>	<b>\$67,442,861</b>	<b>\$69,817,733</b>	<b>\$2,374,872</b>	<b>3.5%</b>
Hourly Compensation	\$5,063,677	\$5,188,259	\$5,359,888	\$171,629	3.3%
<b>Total Compensation Costs</b>	<b>\$540,443,486</b>	<b>\$548,415,330</b>	<b>\$574,947,952</b>	<b>\$26,532,622</b>	<b>4.8%</b>
Operating Expense	\$145,077,572	\$143,532,362	\$160,361,082	\$16,828,720	11.7%
Library Materials	\$15,860,988	\$15,860,988	\$17,129,867	\$1,268,879	8.0%
Utilities	\$23,783,579	\$23,783,579	\$25,548,581	\$1,765,002	7.4%
Student Aid	\$109,306,536	\$109,359,036	\$112,551,582	\$3,192,546	2.9%
ICCA	\$29,549,017	\$29,549,017	\$32,463,730	\$2,914,713	9.9%
Insurance	\$9,329,139	\$9,329,139	\$9,329,139	\$0	0.0%
<b>Total Expenditures</b>	<b>\$873,350,317</b>	<b>\$879,829,451</b>	<b>\$932,331,933</b>	<b>\$52,502,482</b>	<b>6.0%</b>
Transfers				\$0	
<b>TOTAL EXPENDITURES &amp; TRANSFE</b>	<b>\$873,350,317</b>	<b>\$879,829,451</b>	<b>\$932,331,933</b>	<b>\$52,502,482</b>	<b>6.0%</b>

**Table C: FY 2019-20 Research Activity  
University of Colorado  
Boulder Campus**

<b>Research Expenditures</b>	<b>FY 2014-15 Actual Expenditures</b>	<b>FY 2015-16 Actual Expenditures</b>	<b>FY 2016-17 Actual Expenditures</b>	<b>FY 2017-18 Actual Expenditures</b>	<b>FY 2018-19 Est. Expenditures</b>	<b>FY 2019-20 Est. Expenditures</b>
Federal Research-Non ARRA	\$354,676,855	\$369,435,188	\$372,275,747	\$389,856,192	\$405,357,000	\$425,000,000
Federal Research-ARRA					\$0	\$0
Total Federal Research	\$354,676,855	\$369,435,188	\$372,275,747	\$389,856,192	\$405,357,000	\$425,000,000
Private Research	\$33,788,643	\$51,929,922	\$87,676,673	\$102,242,824	\$81,114,000	\$85,000,000
State & Local Research	\$1,870,308	\$1,894,463	\$3,694,592	\$4,607,199	\$4,712,000	\$4,800,000
<b>Total Research Expenditures</b>	<b>\$390,335,806</b>	<b>\$423,259,573</b>	<b>\$463,647,012</b>	<b>\$496,706,215</b>	<b>\$491,183,000</b>	<b>\$514,800,000</b>

<b>Number of Research Awards</b>	<b>FY 2014-15 Estimated Awards</b>		<b>FY 2015-16 Estimated Awards</b>		<b>FY 2016-17 Estimated Awards</b>		<b>FY 2017-18 Actual Awards</b>		<b>FY 2018-19 Est. Awards</b>	
	<b>Number</b>	<b>Dollars</b>	<b>Number</b>	<b>Dollars</b>	<b>Number</b>	<b>Dollars</b>	<b>Number</b>	<b>Dollars</b>	<b>Number</b>	<b>Dollars</b>
Federal Research-Non ARRA	1,266	\$293,209,505	1,174	\$331,805,148	1,258	\$354,110,903	1,324	\$368,883,642	1,300	\$375,000,000
Federal Research-ARRA										
Total Federal Research	1,266	\$293,209,505	1,174	\$331,805,148	1,258	\$354,110,903	1,324	\$368,883,642	1,300	\$375,000,000
Private Research	716	\$131,825,465	643	\$100,551,716	711	\$146,748,081	825	\$137,131,385	850	\$145,000,000
State & Local Research	44	\$558,972	51	\$4,487,475	50	\$7,052,740	46	\$5,218,388	70	\$7,000,000
<b>Total Research Awards</b>	<b>2,026</b>	<b>\$425,593,942</b>	<b>1,868</b>	<b>\$436,844,339</b>	<b>2,019</b>	<b>\$507,911,724</b>	<b>2,195</b>	<b>\$511,233,415</b>	<b>2,220</b>	<b>\$527,000,000</b>

**FY 2019-20 Research Outlook**

Research outlook at CU Boulder is positive and proposals are strong. Awards are up in both total dollars and in total count, despite a brief slowdown due to the recent government shutdown earlier this Spring.



**Table D: University of Colorado Enrollment  
Student Full-Time Equivalent Enrollment  
Boulder Campus**

Student Level	Resident Student FTE				Non-Resident Student FTE				Total Student FTE			
	FY 2018 Actual	FY 2019		FY 2020 Budgeted	FY 2018 Actual	FY 2019		FY 2020 Budgeted	FY 2018 Actual	FY 2019		FY 2020 Budgeted
		Budget	Estimate			Budget	Estimate			Budget	Estimate	
Undergraduate	15,473	15,918	15,787	15,987	10,981	11,443	11,517	11,793	26,454	27,361	27,304	27,780
Graduate	2,403	2,433	2,413	2,399	1,531	1,559	1,585	1,562	3,935	3,992	3,998	3,961
Total	17,876	17,764	18,200	18,386	12,512	13,002	13,102	13,355	30,389	31,353	31,302	31,741

1. FY 2018 actual pulled from SURDS
2. FY 2019 Budget is pulled from 2018 June notebook

**Table E: University of Colorado Enrollment  
Student Headcount Enrollment, Fall Term  
Boulder Campus**

Student Level	Resident Student Headcount			Non-Resident Student Headcount			Total Student Headcount		
	FY 2018	FY 2019	FY 2020	FY 2018	FY 2019	FY 2020	FY 2018	FY 2019	FY 2020
Undergraduate	16,170	16,607	16,965	11,495	12,149	12,538	27,665	28,756	29,503
Graduate	3,396	3,479	3,556	2,185	2,275	2,270	5,581	5,754	5,826
Total	19,566	20,086	20,521	13,680	14,424	14,808	33,246	34,510	35,329

**Table F: University of Colorado Employees  
Boulder Campus**

<b>Fall 2018</b>	<b>Full-Time</b>	<b>Part-Time</b>	<b>Total</b>
<b>Faculty</b>	<b>2,433</b>	<b>1,102</b>	<b>3,535</b>
Instructional Faculty	1,610	827	2,437
Tenured/Tenure Track	1,200	7	1,207
Full Professor	510	7	517
Associate Professor	378		378
Assistant Professor	312		312
Non-Tenure Track	410	820	1,230
Instructor/Sr. Instructor	410	6	416
Other		814	814
Research/Public Service	823	275	1,098
<b>Staff</b>	<b>5,001</b>	<b>1,023</b>	<b>6,024</b>
Officers	36		36
Management/Other Professionals/Support Staff	4,965	1,023	5,988
<b>Total Regular Employees</b>	<b>7,434</b>	<b>2,125</b>	<b>9,559</b>
<b>Other Non-Permanent Employees</b>			<b>8,860</b>
<b>Total Regular and Non-Permanent Employees</b>			<b>18,419</b>

Note: Regular employees includes all reported for IPEDS HR for Fall 2018, excluding graduate assistants. Library faculty (including tenured/tenure-track) are counted as staff to be consistent with IPEDS reporting conventions. Other non-permanent employees includes student and other temporary employees. Counts do not include those on leave without pay or vacant positions.

Institutions use discretion to identify the primary function or occupational activity of each employee. This must be considered when using IPEDS HR data to make comparisons across institutions.