



University of Colorado

Boulder | Colorado Springs | Denver | Anschutz Medical Campus

**CU IN FOCUS 2022-23**

ESSENTIAL FACTS

## Index

- 1 | History
  - 2 | Quick Facts
  - 3 | Fundraising and Outreach
  - 4 | Students, Faculty, Alumni
  - 5 | Enrollment by Ethnicity
  - 6 | Cost of Attendance, Resident
  - 7 | Cost of Attendance, Nonresident
  - 8–11 | Student Financial Assistance
- Sponsored Research | **12**
  - Degrees Awarded | **13**
  - Revenues | **14**
  - Expenditures | **15**
  - Board of Regents, Campus Leadership | **16**
  - University of Colorado President | **17**
  - Keep in Touch | **Back cover**

The **University of Colorado** plays a critical role in the education and well-being of people, organizations and communities. Its more than 500,000 alumni across the country and around the world are leaders in science, business, education, health care, the arts, their neighborhoods and beyond. CU's campuses in Aurora, Boulder, Colorado Springs and Denver foster academic success, engage in innovative research and creative work, and provide service to the state, nation and world.

### University of Colorado Boulder, 1876

CU Boulder's mission is centered on the belonging, well-being and success of its students and community. As one of the world's top-ranked research universities, it has fulfilled its mission by sharing the positive impacts of new knowledge for 145 years. CU Boulder is home to world-class faculty who deliver high-impact learning opportunities while also originating innovative research.

### University of Colorado Colorado Springs, 1965

UCCS is a residential academic and research mainstay in southern Colorado, serving the needs of Colorado's second-largest metropolitan area and beyond by providing leading-edge education in areas including cybersecurity, business, engineering, arts, health care and the unique Bachelor of Innovation degree found only at UCCS.

### University of Colorado Denver, 1973

CU Denver is Colorado's premier public urban research university and equity-serving institution. Globally connected and locally invested, CU Denver partners with future-focused learners and communities to design accessible, relevant, transformative educational experiences for every stage of life and career, solving complex challenges through boundary-breaking innovation and research and creative work.

### University of Colorado Anschutz Medical Campus, 2006

The CU Anschutz Medical Campus is a world-class medical destination at the forefront of transformative science, medicine, education and patient care. The campus encompasses CU health professional schools, more than 60 centers and institutes, and two independent hospitals – UCHealth University of Colorado Hospital and Children's Hospital Colorado – that treat more than 2 million patients each year.

- CU has more than **66,000** degree-seeking students and an additional 8,000 taking courses for credit.
- Nearly **300,000** alumni live and work in Colorado. There are more than **510,000** active CU alumni worldwide.
- **CU researchers** received more than **\$1.46 billion** in sponsored research funding in FY 2021–22 to advance knowledge, create businesses and foster discovery and innovation.
- CU and its affiliate hospitals generate an **economic impact** of **\$13.3 billion** annually for the state. This does not include the economic impact of CU alumni in Colorado.
- University-wide, awards to students for **academic excellence** include **5** Marshall Scholarships, **21** Rhodes Scholars, **8** Truman Scholarships, **7** Goldwater Scholarships and **3** Udall Scholarships.
- **CU ingenuity** has fostered some **200 startups** in the past 25 years.
- **Five Nobel Laureates:** David J. Wineland, physics, 2012; John Hall, physics, 2005; Eric Cornell and Carl Wieman, physics, 2001; Thomas Cech, chemistry, 1989
- **Other outstanding faculty include:** **10** MacArthur “genius” fellows and **2** Carnegie Foundation’s Professor of the Year honorees
- The **University of Colorado** has **20** astronauts, the majority of whom are alumni. They have been part of the U.S. space program from the earliest Mercury missions to recent International Space Station efforts.
- **CU** is the **third-largest employer** in the state, employing a workforce of **more than 36,000**.

### Advancing CU

The generosity of University of Colorado donors resulted in the one of the top fundraising years in the university’s history. CU raised some **\$377.2 million** across its four campuses in fiscal year 2021–22. Through the end of fiscal year 2022, more than **44,000** donors provided nearly **70,000** gifts. CU is grateful for its donors, who partner with CU to expand opportunities for students, unearth new discoveries, attract top talent and transform health care.

Go to **giving.cu.edu** to learn how these gifts make a difference.

### Outreach and Engagement

CU is here for Colorado. As the state’s largest university system, the University of Colorado has a responsibility to be Colorado’s university. CU is committed and excited to serve the communities and people throughout Colorado and beyond.

One way CU achieves this is by traveling the state and meeting with members of the state’s many different communities. CU’s outreach allows it to share information, hear how it’s doing and discuss ways CU can better serve the urban and rural communities of this great state.

	Boulder	Colorado Springs	Denver	Anschutz	CU TOTAL
<b>Total Enrollment – Fall 2022</b>	<b>36,430</b>	<b>10,812</b>	<b>14,509</b>	<b>4,475</b>	<b>66,226</b>
Resident	20,562	9,225	11,976	3,453	45,216
Nonresident	15,868	1,587	2,533	1,022	21,010
Undergraduate	29,817	9,020	9,930	485	49,252
Graduate	6,613	1,792	4,579	3,990	16,974
Students of Color	9,592	3,681	6,356	1,390	21,019
Underrepresented Minority*	5,941	2,515	4,591	817	13,864
International	2,607	167	1,020	114	3,908
<b>Instructional Faculty – Fall 2021</b>	<b>2,419</b>	<b>794</b>	<b>1,069</b>	<b>4,542</b>	<b>8,824</b>
Tenured/Tenure Track	1,214	293	357	2,379	4,243
Non-Tenure Track	1,205	501	712	2,163	4,581
<b>Alumni (living)</b>	<b>288,234</b>	<b>56,290</b>	<b>109,833</b>	<b>55,734</b>	<b>512,075</b>
<b>Total Employees – Fall 2021</b>	<b>17,711</b>	<b>1,744</b>	<b>16,507</b>	<b>580</b>	<b>36,542</b>
All Faculty	3,563	842	6,638	–	11,043
Regular Staff	5,658	774	6,647	542	13,621
Other Non-Permanent Staff	8,490	128	3,222	38	11,878

\*Underrepresented Minority included here is based on the CDHE definition, including only American Indian or Alaska Native, Black or African American, and Hispanic/Latino.

Source: Source: Census enrollment, includes degree and non-degree seeking students.

Source: IPEDS HR fall survey, Budget Notebook

All Faculty includes TTT, NTT, Research, Public Service

Regular Staff includes Officers, Management/Other Professionals/Support Staff

Non-Permanent Staff includes student employees, temps

Boulder	Number	Percent
American Indian or Alaska Native	527	1%
Asian	3,416	9%
Black or African American	972	3%
Hispanic/Latino	4,442	12%
Native Hawaiian or Other Pacific Islander	235	1%
More than one race	–	0%
<b>Students of Color Total</b>	<b>9,592</b>	<b>26%</b>
White/Unknown	24,231	67%
International	2,607	7%
<b>TOTAL</b>	<b>36,430</b>	<b>100%</b>

Denver	Number	Percent
American Indian or Alaska Native	202	1%
Asian	1,685	12%
Black or African American	997	7%
Hispanic/Latino	3,392	22%
Native Hawaiian or Other Pacific Islander	80	1%
More than one race	–	0%
<b>Students of Color Total</b>	<b>6,356</b>	<b>44%</b>
White/Unknown	7,133	49%
International	1,020	7%
<b>TOTAL</b>	<b>14,509</b>	<b>100%</b>

Colorado Springs	Number	Percent
American Indian or Alaska Native	40	0%
Asian	403	4%
Black or African American	476	4%
Hispanic/Latino	1,999	18%
Native Hawaiian or Other Pacific Islander	29	0%
More than one race	734	7%
<b>Students of Color Total</b>	<b>3,681</b>	<b>34%</b>
White/Unknown	6,964	64%
International	167	2%
<b>TOTAL</b>	<b>10,812</b>	<b>100%</b>

Anschutz Medical Campus	Number	Percent
American Indian or Alaska Native	48	1%
Asian	555	12%
Black or African American	255	6%
Hispanic/Latino	514	11%
Native Hawaiian or Other Pacific Islander	18	0%
More than one race	–	0%
<b>Students of Color Total</b>	<b>1,390</b>	<b>31%</b>
White/Unknown	2,971	66%
International	114	3%
<b>TOTAL</b>	<b>4,475</b>	<b>100%</b>

Resident	Undergraduate <sup>b</sup>	Graduate	Mandatory Fees <sup>c</sup>	Room & Board
<b>Boulder<sup>a</sup></b>	\$11,520	\$12,528	\$1,586 UG \$1,553 Grad	\$16,146 UG \$12,411 Grad
<b>Colorado Springs<sup>a</sup></b>	\$9,540	\$13,838	\$1,489 UG \$1,357 Grad	\$13,098 UG \$12,411 Grad
<b>Denver<sup>a</sup></b>	\$10,830	\$10,296	\$970 UG \$898 Grad	\$14,000 UG \$12,411 Grad
<b>Anschutz Medical Campus</b>				
Nursing	\$13,620	\$17,760	\$223	\$12,411
Public Health		\$20,400	\$223	\$12,411
Medicine		\$43,450	\$223	\$12,411
Dentistry		\$41,344	\$223	\$12,411
Pharmacy		\$33,444	\$223	\$12,411

*a Tuition based on enrollment in Arts & Sciences/Liberal Arts; tuition varies by school/college.*

*b Resident undergraduate tuition rates represent the student share of tuition after the College Opportunity Fund stipend of \$3,120 is applied for eligible authorizing students.*

*c Mandatory fees are charged to students on a semester basis and are directly related to a specific activity/program; do not include instructional course fees.*

Nonresident	Undergraduate	Graduate	Mandatory Fees <sup>b</sup>	Room & Board
<b>Boulder<sup>a</sup></b>	\$38,770	\$33,174	\$1,586 UG \$1,553 Grad	\$16,146 UG \$12,411 Grad
<b>Colorado Springs<sup>a</sup></b>	\$25,670	\$29,732	\$1,489 UG \$1,357 Grad	\$13,098 UG \$12,411 Grad
<b>Denver<sup>a</sup></b>	\$32,490	\$31,992	\$970 UG \$898 Grad	\$14,000 UG \$12,411 Grad
<b>Anschutz Medical Campus</b>				
Nursing	\$29,400	\$28,800	\$223	\$12,411
Public Health		\$33,096	\$223	\$12,411
Medicine <sup>c</sup>		\$43,450	\$25,955	\$12,411
Dentistry <sup>c</sup>		\$41,344	\$25,303	\$12,411
Pharmacy		\$41,265	\$223	\$12,411

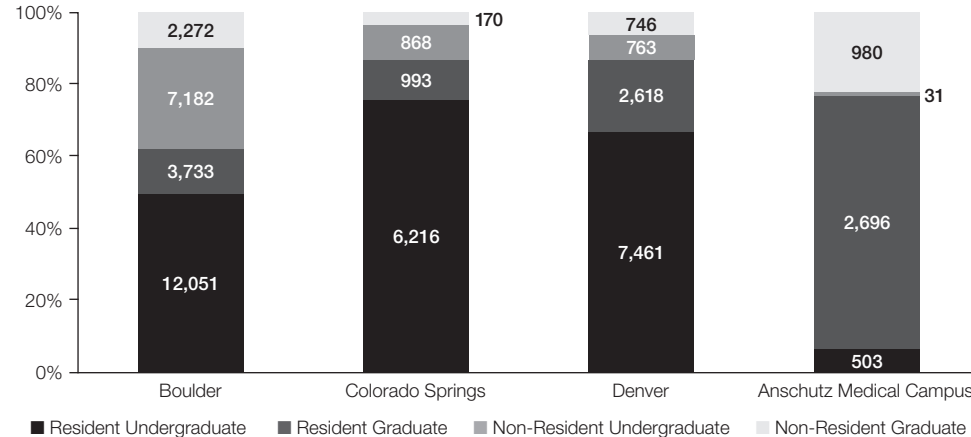
*a Tuition based on enrollment in Arts & Sciences/Liberal Arts; tuition varies by school/college.*

*b Mandatory fees are charged to students on a semester basis and are directly related to a specific activity/program; does not include instructional course fees.*

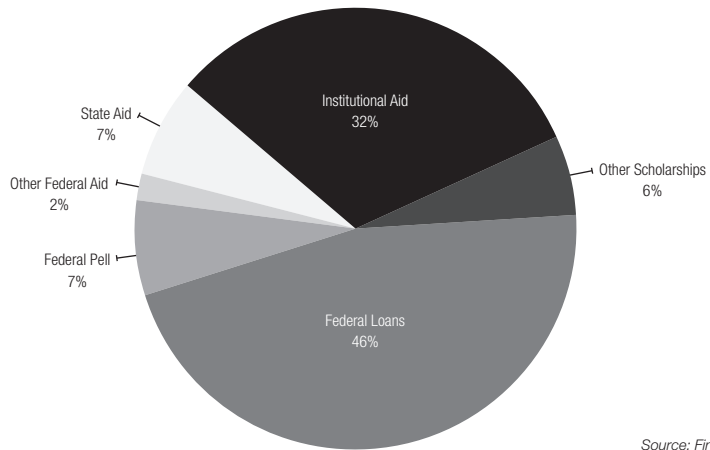
*c The School of Medicine and School of Dentistry assess a support fee for accountable students in the Medical Doctor and Doctor of Dental Surgery (pursuant to HB 06-1285).*

	Boulder	Colorado Springs	Denver	Anschutz Medical Campus	CU TOTAL
<b>Number of Students Receiving Financial Assistance</b>	<b>25,238</b>	<b>8,247</b>	<b>11,588</b>	<b>4,210</b>	<b>49,283</b>
Resident Undergraduate	12,051	6,216	7,461	503	26,231
Nonresident Undergraduate	7,182	868	763	31	8,844
Resident Graduate	3,733	993	2,618	2,696	10,040
Nonresident Graduate	2,272	170	746	980	4,168
<b>Number of Students Receiving Pell</b>	<b>4,769</b>	<b>3,021</b>	<b>3,963</b>	<b>135</b>	<b>11,888</b>
<b>Amount of Assistance Received</b>	<b>\$396,997,665</b>	<b>\$93,130,191</b>	<b>\$128,198,975</b>	<b>\$134,169,049</b>	<b>\$752,495,880</b>
Federal Pell	\$23,290,466	\$12,914,575	\$17,279,844	\$491,818	\$53,976,703
Other Federal Aid	\$7,149,811	\$2,398,621	\$2,979,362	\$4,007,736	\$16,535,530
State Aid	\$17,149,330	\$11,268,697	\$15,974,906	\$6,342,786	\$50,735,719
Institutional Aid	\$178,114,556	\$17,392,723	\$23,273,630	\$21,078,208	\$239,859,117
Other Scholarships	\$33,323,546	\$2,331,685	\$6,163,908	\$1,452,164	\$43,271,303
Federal Loans	\$137,969,956	\$46,823,890	\$62,527,325	\$100,796,337	\$348,117,508

Number of Students Receiving Financial Assistance FY 2021–22 (Total = 49,283)

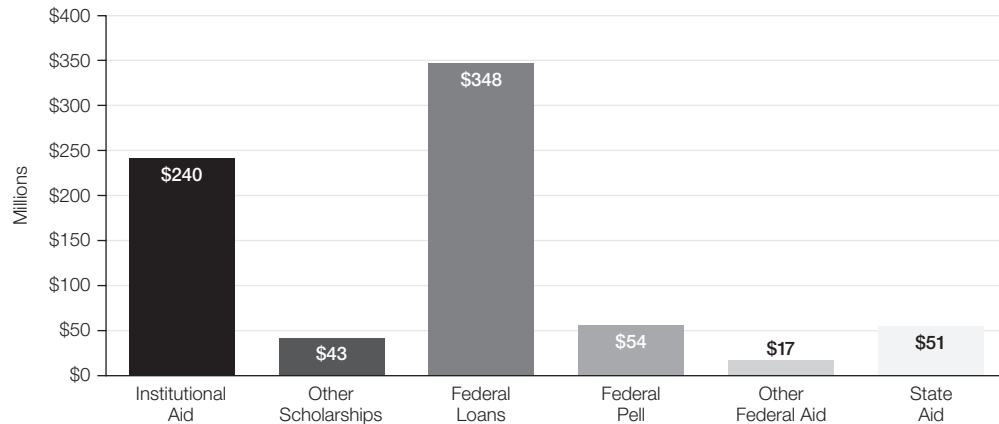


CU Total Financial Assistance Excluding Other Loans FY 2021–22 (Total \$752 Million)



Source: Financial Aid, SURDS

CU Total Financial Assistance Excluding Other Loans FY 2021–22 (Total \$752 Million)



	Boulder	Colorado Springs	Denver	Anschutz Medical Campus	CU TOTAL
Federal Awards	\$473.6	\$3.2	\$9.4	\$377.6	\$863.8
Non-Federal Awards	\$156.5	\$4.5	\$9.5	\$314.1	\$484.5
Total Awards (excluding Gifts)	\$630.1	\$7.7	\$18.9	\$691.6	\$1348.3
CU Foundation Gifts Supporting Research	\$27.9	\$1.7	\$0.6	\$86.1	\$116.3
<b>Total Awards + Gifts</b>	<b>\$658</b>	<b>\$9.3</b>	<b>\$19.5</b>	<b>\$777.3</b>	<b>\$1.46 Billion</b>

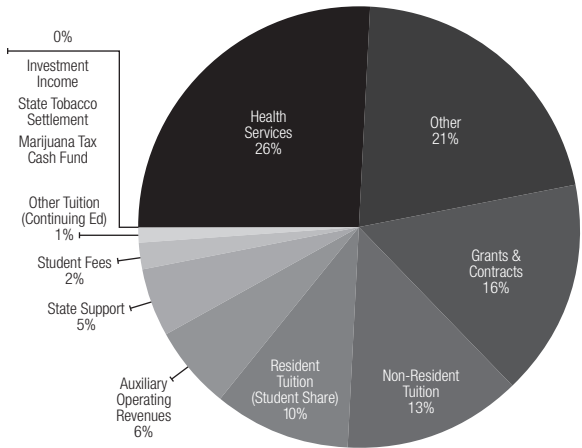
(In Millions)

Source: Office of Contracts & Grants

	Boulder	Colorado Springs	Denver	Anschutz	CU TOTAL
Bachelor's	6,767	1,906	2,410	260	11,343
Certificates	–	155	–	–	155
Master's	1,757	567	1,657	544	4,525
Specialist	–	–	4	–	4
Doctorate – Research	427	32	120	78	657
Doctorate – Professional Practice	178	4	–	579	761
<b>All Levels</b>	<b>9,129</b>	<b>2,664</b>	<b>4,191</b>	<b>1,461</b>	<b>17,445</b>

Source: CU Degrees Awarded, excludes double majors ("IPEDS" count; major order =1; excludes those with double-majors but one degree)



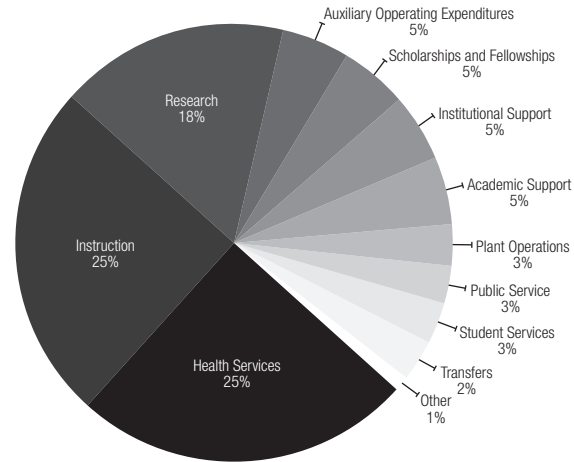


**Budgeted Revenues FY 2022-23**

Health Services	\$1,417,229,356	25.7%
Other	\$1,143,548,693	20.7%
Grants and Contracts	\$884,982,198	16.0%
Nonresident Tuition	\$686,659,370	12.4%
Resident Tuition (Student Share)	\$541,746,827	9.8%
Auxiliary Operating Revenues	\$331,022,076	6.0%
State Support	\$290,447,326	5.3%
Student Fees	\$116,253,359	2.1%
Other Tuition (Continuing Ed)	\$67,574,554	1.2%
Investment Income	\$15,687,191	0.3%
State Tobacco Settlement	\$15,206,425	0.3%
Marijuana Tax Cash Fund	\$6,825,000	0.1%
<b>Total</b>	<b>\$5,517,182,376</b>	<b>100%</b>
	<b>\$5.52 Billion</b>	

**Budgeted Expenditures FY 2022-23**

Health Services	\$1,368,463,889	24.8%
Instruction	\$1,359,037,567	24.6%
Research	\$965,891,560	17.5%
Academic Support	\$294,953,041	5.3%
Scholarships and Fellowships	\$287,791,288	5.2%
Institutional Support	\$260,084,120	4.7%
Auxiliary Operating Expenditures	\$254,981,759	4.6%
Plant Operations	\$191,552,091	3.5%
Public Service	\$170,782,110	3.1%
Student Services	\$160,973,536	2.9%
Transfers	\$168,028,610	3.0%
Other	\$34,642,803	0.6%
<b>Total</b>	<b>\$5,517,182,376</b>	<b>100%</b>
	<b>\$5.52 Billion</b>	



Source: FY 2023 CU Budget, Approved June 2022

The **Board of Regents** is charged constitutionally with the general supervision of the university and the exclusive control and direction of all funds of and appropriations to the university, unless otherwise provided by law.

**Wanda James, 1st Congressional District**

Term 2023–29, Democrat

**Callie Rennison, 2nd Congressional District**

Term 2021–27, Democrat

**Glen Gallegos, 3rd Congressional District**

Term 2019–25, Republican

**Frank McNulty, 4th Congressional District,**

Term 2023–29, Republican

**Ken Montera, vice chair, 5th Congressional**

**District** Term 2023–25, Republican

**Ilana Spiegel, 6th Congressional District**

Term 2021–27, Democrat

**Nolbert Chavez, 7th Congressional District**

Term 2021–27, Democrat

**Mark VanDriel, 8th Congressional District**

Term 2023–29, Republican

**Lesley Smith, chair, At Large**

Term 2019–25, Democrat

Website: [cu.edu/regents](https://cu.edu/regents)

**Todd Saliman** became the 24th president of the University of Colorado in July 2021. He oversees a university system with four campuses (Boulder, Colorado Springs, Denver and the Anschutz Medical Campus), more than 66,000 students, 36,000 employees and a \$5.52 billion annual budget.

Before serving as president, Saliman was CU’s senior vice president for strategy, government relations and chief financial officer. He has 30 years of experience working on higher education and public policy in Colorado. He served in the Cabinet for two governors and is a former member of the Colorado General Assembly.

Saliman served eight years in the Colorado legislature (1995–2002), four of which were spent serving on the Joint Budget Committee. After leaving the Legislature, he served as Colorado’s budget director in the State Office of Planning and Budgeting.

Saliman was born and raised in Colorado and is an alumnus of the University of Colorado Boulder.

**Keep in touch:**

[officeofthepresident@cu.edu](mailto:officeofthepresident@cu.edu)

[Twitter.com/CUToddSaliman](https://twitter.com/CUToddSaliman)

**Chancellors**

**Philip P. DiStefano**

CU Boulder

**Venkat Reddy**

CU Colorado Springs

**Michelle Marks**

CU Denver

**Don Elliman**

CU Anschutz Medical Campus



University of Colorado

Boulder | Colorado Springs | Denver | Anschutz Medical Campus

## KEEP IN TOUCH

University Relations is responsible for all official public communication regarding the University of Colorado system. Each campus also has public information operations that are responsible for campus-specific communication. **cu.edu/university-relations**

University of  
Colorado  
Boulder  
**colorado.edu**

University of  
Colorado  
Colorado Springs  
**uccs.edu**

University of  
**Colorado**  
System  
**cu.edu**

University of  
Colorado  
Denver  
**ucdenver.edu**

CU Anschutz  
Medical  
Campus  
**cuanschutz.edu**

## ENGAGE WITH CU ON SOCIAL MEDIA

- [Twitter.com/CUssystem](https://twitter.com/CUssystem)
- [Facebook.com/UniversityofColoradosystem](https://facebook.com/UniversityofColoradosystem)
- [LinkedIn.com/company/university-of-colorado](https://linkedin.com/company/university-of-colorado)

Find out more about CU's enrollment, budget, cost drivers, etc.: **cu.edu/cu-data**

*CU Essential Facts* is produced by the Office of University Relations.

For more information, contact **Cathy Beuten** at 720-480-3871, **cathy.beuten@cu.edu**.