

University of Colorado

Boulder · Colorado Springs · Denver

2009 Answer Book



Office of the Vice President for Budget & Finance
Institutional Research

Table of Contents

About CU	1
CU History	2
CU Governance	3
Campus Role and Mission	5
CU Students	6
Enrollment	7
Enrollment by Race/Ethnicity	8
Headcount vs. FTE	9
New Undergraduates	10
Undergraduate Transfers	11
Undergraduates' State of Origin	12
Retention and Graduation	13
Degrees Awarded	14
CU Faculty and Staff	16
Faculty and Staff Headcount	17
Distinguished Professors	19
President's Teaching Scholars	21
CU Research	23
Sponsored Research Awards	24
NSF Rankings	26
CU Financial Information	27
FY09 Budget	28
Cost of Attendance	29
Financial Aid	30

About CU

CU History

The University of Colorado dates back to the early days of Colorado. At its first session in 1861, the Colorado territorial legislature passed an act providing for the creation of a university in Boulder. To establish the university, the legislature appropriated \$15,000, which was matched by Boulder residents. The Civil War delayed the formal founding of the university until 1876, the year Colorado became a state. The doors to Old Main opened on September 5, 1877. Old Main still stands and is used by many members of the university community.

CU has grown dramatically since its early days. It is now a system with three distinct campuses: CU Boulder, CU Colorado Springs, and UC Denver. In 1974 the Board of Regents officially established the CU System, led by a president, with each campus led by a chancellor. The Colorado Springs campus began in the 1920s as an extension center for the Boulder campus. By the 1960s the extension center had grown to more than 1,200 students. A gift of the land and buildings of the Cragmor Sanatorium provided a permanent site for the campus, and in 1965, the extension center became the University of Colorado at Colorado Springs. UC Denver has two locations – Downtown Denver and the Anschutz Medical Campus. The Downtown campus began offering extension courses from Boulder in 1912. It became an official extension center in 1957 with authority to grant degrees, and then became an autonomous CU campus in 1974. It shares the Auraria campus with the Community College of Denver and Metropolitan State College of Denver. The health sciences center began on the Boulder campus in 1883, but moved to Denver in 1925. It also became an autonomous CU campus and eventually outgrew its Denver space. In 1995 the federal government decommissioned the U.S. Army Medical Garrison at Fitzsimons in Aurora and conveyed the property to the university. The health sciences center subsequently began the move to what is now known as the Anschutz Medical Campus. On July 1, 2004, the University of Colorado at Denver and University of Colorado Health Sciences Center merged. After a comprehensive planning process involving faculty, students, administrators, and board members, it was determined that consolidation would enhance teaching and research programs, increase synergy across disciplines, stimulate access to new sources of funding, and help attract faculty, staff, and students of the highest quality.

Today, more than 54,000 students and 8,000 instructional and research faculty members make CU the largest institution of higher education in the state. Over the years, CU has developed programs that have responded to the state's need for comprehensive baccalaureate and graduate education. It has also developed programs that are especially sensitive to the needs of the communities it serves. Boulder offered the first interdisciplinary telecommunications program in the country, which now supports the Front Range area's status as a hub for telecommunications companies. Colorado Springs distinguishes itself in space and electronics research, which creates a mutually supportive relationship with some of the area's main industries. Downtown Denver offers programs in architecture and planning, business, and public administration that serve the needs of its urban population, and the Anschutz Medical Campus is recognized nationally for its research and teaching and for its outstanding outreach programs, which serve both urban and rural communities while contributing to the education of health sciences students.

CU Governance

The **State of Colorado**, through the governor's office and the legislature, provides oversight of the University of Colorado as a state institution. The 11-member **Colorado Commission on Higher Education (CCHE)** acts as a central policy and coordinating board for Colorado public higher education. Members are appointed by the governor and confirmed by the senate. One commissioner is appointed from each congressional district; four are appointed at large. The CCHE works in consultation with Colorado's eight governing boards of higher education to develop and implement legislative directives and statewide higher education policy. The University of Colorado is governed by a nine member **Board of Regents**, as established by the Colorado Constitution. Regents are constitutionally charged with the general supervision of the university and fiduciary insight. Board members serve staggered six-year terms. One member is elected from each of the state's seven congressional districts; two are elected at large.

Michael Carrigan, Denver (District 1); *term expires January 2011*

Joseph Neguse, Boulder (District 2); *term expires January 2015*

Tilman "Tillie" Bishop, Grand Junction (District 3); *term expires January 2013*

Tom Lucero, Johnstown (District 4); *term expires January 2011*

Kyle Hybl, Colorado Springs (District 5); *term expires January 2013*

James E. Geddes, Sedalia (District 6); *term expires January 2015*

Monisha Merchant, Lakewood (District 7); *term expires January 2015*

Steve Bosley, Louisville (at large); *term expires January 2011*

Stephen Ludwig, Aurora (at large); *term expires January 2013*

It is a guiding principle of the **shared governance** recognized by the Board of Regents that the faculty and the administration collaborate in major decisions affecting the academic welfare of the university. The faculty takes the lead in decisions concerning selection of new faculty. The administration takes the lead in establishing university priorities and managing matters of accountability, internal operations, and external relations of the university. In every case, the faculty and the administration participate in the governance and operation of the university as provided by and in accordance with the laws and policies of the Board of Regents and the laws and regulations of the State of Colorado.

Administration

President Bruce D. Benson is the principal executive officer of the CU System and carries out the policies and programs established by the Board of Regents. Other key administrative officers include:

Kelly Fox, Vice President for Budget and Finance and Chief Financial Officer

Leonard Dinegar, Vice President for Administration and Chief of Staff

Daniel Wilkerson, Vice President and University Counsel

Tanya Mares Kelly-Bowry, Vice President for Government Relations

Each campus is governed by a **chancellor**. The chancellor is the chief academic and administrative officer responsible to the president for the conduct of the affairs of their respective campus in accordance with the policies of the Board of Regents.

Philip P. DiStefano, Boulder

Pamela Shockley-Zalabak, Colorado Springs

M. Roy Wilson, Denver

Faculty

The **Faculty Council** is the representative governing body of the Faculty Senate. The chair or other designated representative of the Faculty Council is the spokesperson for the faculty when addressing the Board of Regents on matters of importance to shared governance.

John McDowell, Chair

Uriel Nauenberg, Vice Chair

Jackie Berning, Secretary

Staff

The **University of Colorado Staff Council** serves as the university-wide representative body for communicating to the administration and Board of Regents matters of concern to exempt professionals and classified staff employees on all campuses.

Lori Krug, Chair

Greg Lundgren, Vice Chair

Pat Testarmata, Treasurer

Students

The **Intercampus Student Forum** serves as the university-wide representative body for communicating to the administration and Board of Regents matters of concern to the students on all campuses.

Dustin Farivar, Chair

Role and Mission of CU Campuses

Each of the CU campuses is accredited by the Higher Learning Commission of the North Central Association of Colleges and Schools and plays a distinct and complementary role within the CU System. The roles and missions of Colorado's public institutions are recorded in the State Statutes.

University of Colorado at Boulder

The Boulder campus of the University of Colorado shall be a comprehensive graduate research university with selective admission standards. The Boulder campus of the University of Colorado shall offer a comprehensive array of undergraduate, master's, and doctoral degree programs. . . (CRS: 23-20-101(1)(a))

University of Colorado at Colorado Springs

The Colorado Springs campus of the University of Colorado shall be a comprehensive baccalaureate university with selective admission standards. The Colorado Springs campus shall offer liberal arts and sciences, business, engineering, health sciences, and teacher preparation undergraduate degree programs, and a selected number of master's and doctoral degree programs. . . (CRS: 23-20-101(1)(c))

University of Colorado Denver

The Denver campus of the University of Colorado shall be an urban comprehensive undergraduate and graduate research university with selective admission standards. The Denver campus shall offer baccalaureate, master's, and a limited number of doctoral degree programs, emphasizing those that serve the needs of the Denver metropolitan area. . . (CRS: 23-20-101(1)(b))

The Health Sciences Center campus of the University of Colorado shall offer specialized baccalaureate, first-professional, master's, and doctoral degree programs in health-related disciplines and professions. It shall be affiliated with the University of Colorado Hospital and other health care facilities that offer settings for education, clinical practice, and basic and applied research. . . (CRS: 23-20-101(1)(d))

To accomplish their missions, the University of Colorado campuses offer more than 300 degree programs through 30 schools and colleges. Additionally, the university offers more than 350 online courses and a variety of continuing education classes. Each school and college is headed by a dean, who is its principal administrative officer. Most are composed of one or more departments headed by a department chair who reports to the dean.

CU Students

University of Colorado Fall 2008 Enrollment

	Boulder		Colorado Springs		Denver		CU Total	
Total	30,128		7,989		16,057		54,174	
Full-Time	27,299	91%	6,058	76%	10,266	64%	43,623	81%
Part-Time	2,829	9%	1,931	24%	5,791	36%	10,551	19%
Undergraduate	25,392	84%	6,498	81%	9,013	56%	40,903	76%
Graduate/First Professional	4,736	16%	1,491	19%	7,044	44%	13,271	24%
Resident	20,038	67%	7,410	93%	14,382	90%	41,830	77%
Non-Resident	10,090	33%	579	7%	1,675	10%	12,344	23%
Male	15,997	53%	3,439	43%	6,897	43%	26,333	49%
Female	14,131	47%	4,550	57%	9,160	57%	27,841	51%
African American	476	2%	275	3%	632	4%	1,383	3%
American Indian	240	1%	58	1%	125	1%	423	1%
Asian American	1,735	6%	363	5%	1,400	9%	3,498	6%
Latino	1,823	6%	757	9%	1,464	9%	4,044	7%
White & Unknown	24,633	82%	6,484	81%	11,732	73%	42,849	79%
International	1,221	4%	52	1%	704	4%	1,977	4%

Based on Census Date Enrollment. Includes degree-seeking and non-degree-seeking students.

University of Colorado Headcount Enrollment by Level and Race/Ethnicity, Fall 2008

	Undergraduate		Graduate/First Professional		Total	
Boulder	25,392	100%	4,736	100%	30,128	100%
African American	406	2%	70	1%	476	2%
American Indian	187	1%	53	1%	240	1%
Asian American	1,563	6%	172	4%	1,735	6%
Latino	1,611	6%	212	4%	1,823	6%
Minority Total	3,767	15%	507	11%	4,274	14%
White & Unknown	21,228	84%	3,405	72%	24,633	82%
International	397	2%	824	17%	1,221	4%
Colorado Springs	6,498	100%	1,491	100%	7,989	100%
African American	232	4%	43	3%	275	3%
American Indian	53	1%	5	0%	58	1%
Asian American	306	5%	57	4%	363	5%
Latino	643	10%	114	8%	757	9%
Minority Total	1,234	19%	219	15%	1,453	18%
White & Unknown	5,235	81%	1,249	84%	6,484	81%
International	29	0%	23	2%	52	1%
Denver	9,013	100%	7,044	100%	16,057	100%
African American	445	5%	187	3%	632	4%
American Indian	84	1%	41	1%	125	1%
Asian American	964	11%	436	6%	1,400	9%
Latino	1,086	12%	378	5%	1,464	9%
Minority Total	2,579	29%	1,042	15%	3,621	23%
White & Unknown	6,179	69%	5,553	79%	11,732	73%
International	255	3%	449	6%	704	4%
CU Total	40,903	100%	13,271	100%	54,174	100%
African American	1,083	3%	300	2%	1,383	3%
American Indian	324	1%	99	1%	423	1%
Asian American	2,833	7%	665	5%	3,498	6%
Latino	3,340	8%	704	5%	4,044	7%
Minority Total	7,580	19%	1,768	13%	9,348	17%
White & Unknown	32,642	80%	10,207	77%	42,849	79%
International	681	2%	1,296	10%	1,977	4%

Based on Census Date Enrollment. Includes degree-seeking and non-degree-seeking students.

**University of Colorado Headcount and Student FTE Comparisons
Fall 2007 and FY 2008**

Campus	Fall 2007 Headcount	FY 2008 FTE
Boulder	29,461	26,103
Undergraduate Resident	16,929	16,034
Undergraduate Non-Resident	7,891	7,563
Graduate Resident	3,240	1,751
Graduate Non-Resident	1,401	755
Colorado Springs	7,693	6,280
Undergraduate Resident	5,950	5,186
Undergraduate Non-Resident	284	390
Graduate Resident	1,348	650
Graduate Non-Resident	111	54
Denver (Downtown Campus)	12,726	9,273
Undergraduate Resident	7,600	6,361
Undergraduate Non-Resident	588	493
Graduate Resident	4,039	2,123
Graduate Non-Resident	499	296

Student FTE (number of full-time equivalent students) is calculated by dividing total student credit hours by 30 (per the policy of the Colorado Commission on Higher Education)

University of Colorado New Degree-Seeking Undergraduates, Fall 2008

		Headcount Enrollment	
Boulder			
First-Time Freshmen	5,833	82%	
Resident	3,064		
Non-Resident	2,769		
Transfers	1,320	18%	
Colorado Springs			
First-Time Freshmen	1,159	61%	
Transfers	747	39%	
Denver (Downtown Campus)			
First-Time Freshmen	1,110	48%	
Transfers	1,199	52%	

Campus	First Time Freshmen				Transfers
	High School GPA	High School Rank	Composite ACT	Average SAT	College GPA
Boulder	3.6	76.9	25.9	1177	3.19
Colorado Springs	3.3	64.4	23.2	1076	2.95
Denver	3.3	67.6	22.5	1071	3.00

Source: SURDS Undergraduate Applicant File

University of Colorado Transfer Students, FY08

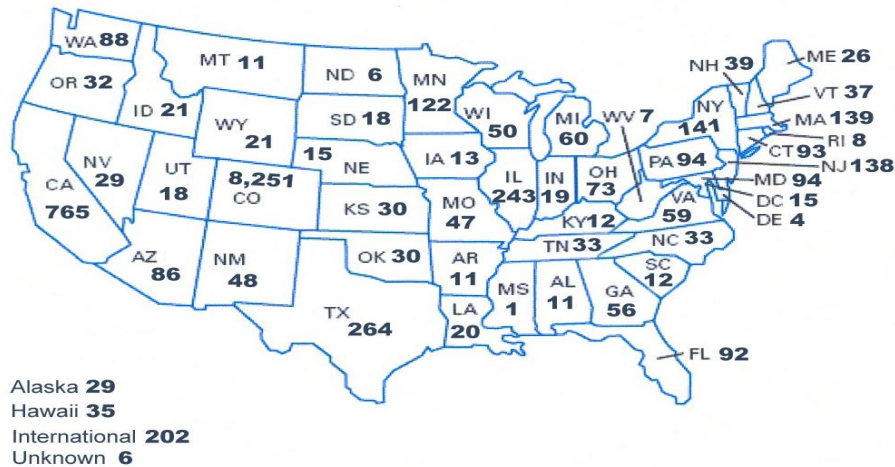
Institution Transferred From	Boulder		Colorado Springs		Denver (DDC)		Total	
CU System*	199	11%	79	6%	253	14%	531	11%
Boulder	88		37		168		293	
Colorado Springs	34		30		59		123	
Denver	77		12		26		115	
Colorado 2-Year Public Institutions	418	23%	544	43%	619	33%	1,581	32%
Aims Community College	10		4		3		17	
Arapahoe Community College	24		13		117		154	
Colorado Mountain College	41		10		29		80	
Colorado NW Community College	1		1		-		2	
Community College of Aurora	12		6		123		141	
Community College of Denver	27		4		135		166	
Front Range Community College	224		10		98		332	
Lamar Community College	2		1		1		4	
Morgan Community College	1		1		5		7	
Northeastern Junior College	3		2		1		6	
Otero Junior College	2		1		3		6	
Pikes Peak Community College	25		464		15		504	
Pueblo Community College	1		11		5		17	
Red Rocks Community College	43		7		82		132	
Trinidad State Junior College	2		9		2		13	
Colorado 4-Year Public Institutions, excluding CU	268	15%	178	14%	406	22%	852	17%
Adams State College	3		11		2		16	
Colorado School of Mines	24		6		17		47	
Colorado State University	70		49		92		211	
Colorado State University - Pueblo	11		20		10		41	
Fort Lewis College	25		13		19		57	
Mesa State College	15		6		13		34	
Metropolitan State College	66		15		167		248	
University of Northern Colorado	45		47		77		169	
Western State College	9		11		9		29	
Colorado 4-Year Private Institutions	60	3%	41	3%	54	3%	155	3%
Colorado Christian University	4		6		5		15	
Colorado College	2		2		2		6	
Colorado Technical University			16		3		19	
DeVry University - Denver	3		2		3		8	
Naropa University	4		-		1		5	
Regis University	8		2		12		22	
Rocky Mtn. College of Art & Design	1		-		4		5	
University of Denver	35		7		23		65	
US Air Force Academy	3		6		1		10	
Out-of-State Institutions	898	49%	435	34%	535	29%	1,868	37%
ALL TRANSFERS	1,843	100%	1,277	100%	1,867	100%	4,987	100%

* Students shown as transferring from and to the same campus transitioned from Continuing Education, Special, or Non-degree status to Degree-seeking status. Source: SURDS Undergraduate Applicant File

University of Colorado First-Time Undergraduates and Undergraduate Transfers: State of Origin, Fall 2008

State of Origin	Number of Students	State of Origin	Number of Students
Alabama	11	Nebraska	15
Alaska	29	Nevada	29
Arizona	86	New Hampshire	39
Arkansas	11	New Jersey	138
California	765	New Mexico	48
Colorado	8,251	New York	141
Connecticut	93	North Carolina	33
Delaware	4	North Dakota	6
District of Columbia	15	Ohio	73
Florida	92	Oklahoma	30
Georgia	56	Oregon	32
Hawaii	35	Pennsylvania	94
Idaho	21	Rhode Island	8
Illinois	243	South Carolina	12
Indiana	19	South Dakota	18
Iowa	13	Tennessee	33
Kansas	30	Texas	264
Kentucky	12	Utah	18
Louisiana	20	Vermont	37
Maine	26	Virginia	59
Maryland	94	Washington	88
Massachusetts	139	West Virginia	7
Michigan	60	Wisconsin	50
Minnesota	122	Wyoming	21
Mississippi	1	Foreign Country	202
Missouri	47	Unknown	6
Montana	11		

Source: SURDS Enrollment File



Freshmen Retention Rate

First-time, Full-time Degree-Seeking Undergraduates

Fall 2007 Cohort: Percent Enrolled Fall 2008

	Boulder	Colorado Springs	Denver
Minority	80%	69%	73%
White	85%	71%	69%
Other/Unknown	86%	68%	72%
International	87%	75%	77%
All Students	84%	70%	71%

Six-Year Graduation Rate

First-time, Full-time Degree-Seeking Undergraduates

2002 Cohort: Percent Graduated within Six Years

	Boulder	Colorado Springs	Denver
Minority	61%	45%	31%
White	68%	42%	38%
Other/Unknown	64%	54%	61%
International	56%	40%	-
All Students	67%	43%	37%

University of Colorado Degrees Awarded FY08*

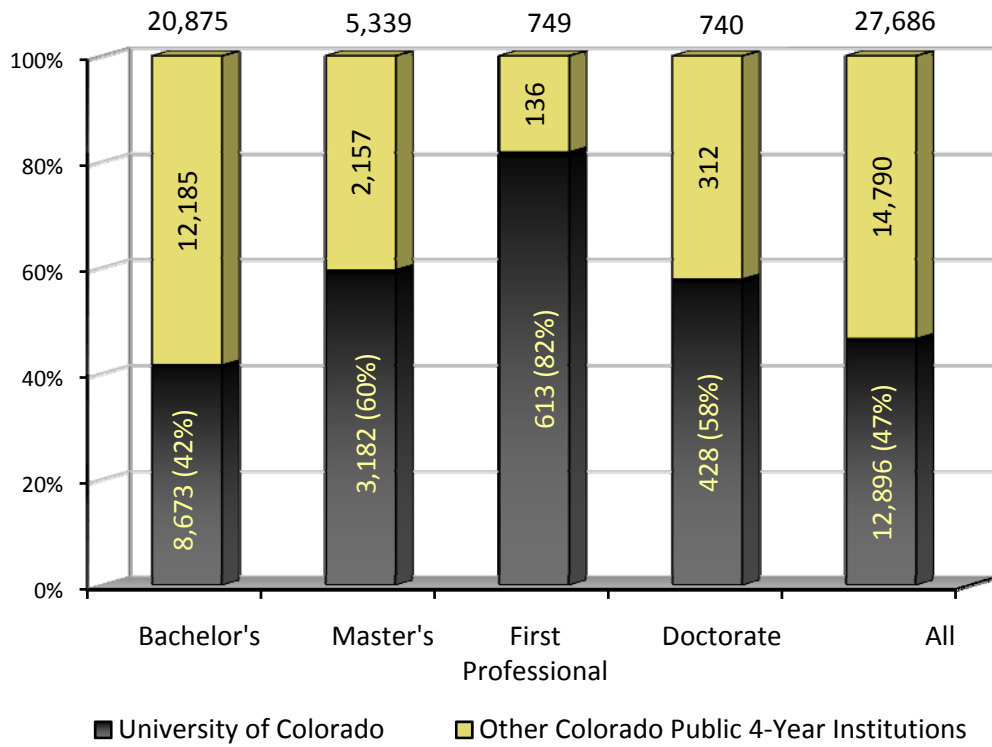
	Bachelor's	Master's	First Professional	Doctorate	All
Boulder	5,790	996	173	323	7,282
College of Arts and Sciences	3,902	336	-	201	4,439
Leeds School of Business	860	137	-	11	1,008
College of Engineering and Applied Science	549	306	-	74	929
College of Architecture and Planning	176	-	-	-	176
School of Journalism and Mass Communication	246	28	-	6	280
College of Music	57	44	-	18	119
School of Education	-	145	-	13	158
School of Law	-	-	173	-	173
Colorado Springs	1,165	495	-	7	1,667
College of Letters, Arts, and Sciences	686	52	-	1	739
College of Engineering and Applied Science	95	47	-	6	148
Beth-El College of Nursing and Health Sciences	149	58	-	-	207
College of Business and Administration#	235	112	-	-	347
College of Education	-	198	-	-	198
School of Public Affairs	-	28	-	-	28
Denver	1,718	1,691	440	98	3,947
College of Architecture and Planning	-	180	-	3	183
College of Arts and Media	208	5	-	-	213
Business School	342	435	-	2	779
School of Education and Human Development^	-	454	-	13	467
College of Engineering and Applied Science	124	95	-	5	224
College of Liberal Arts and Sciences	806	172	-	3	981
School of Public Affairs	-	149	-	4	153
School of Dental Medicine	16	-	67	-	83
School of Medicine	3	89	186	52	330
College of Nursing	219	112	17	10	358
School of Pharmacy	-	-	170	6	176
All Campuses	8,673	3,182	613	428	12,896

* Duplicated degree counts

#Excludes Distance MBA

^ 35 Education Specialists degrees included in Master's degree count

**University of Colorado and other Colorado Public 4-Year Institutions
Degrees Awarded, FY08**

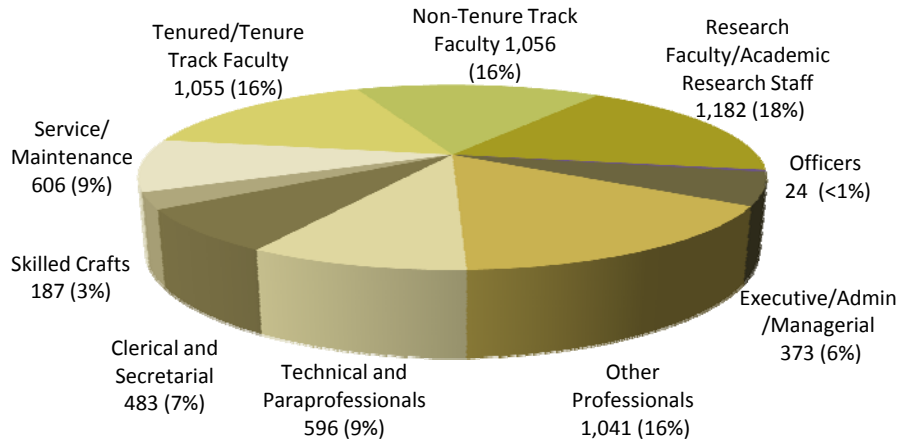


CU Faculty and Staff

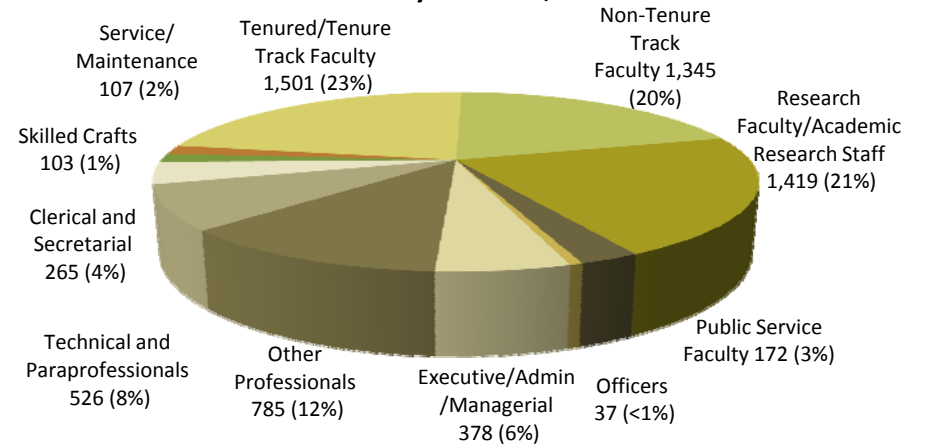
University of Colorado Faculty and Staff, Fall 2008

	Boulder			Colorado Springs			Denver			System Administration			CU Total		
	Full-Time	Part-Time	Total	Full-Time	Part-Time	Total	Full-Time	Part-Time	Total	Full-Time	Part-Time	Total	Full-Time	Part-Time	Total
Faculty/Academic Staff	2,217	1,076	3,293	323	328	651	3,722	715	4,437	0	0	0	6,262	2,119	8,381
Instructional Faculty	1,368	743	2,111	305	310	615	2,312	534	2,846				3,985	1,587	5,572
Tenured/Tenure Track	1,051	4	1,055	209	13	222	1,497	4	1,501				2,757	21	2,778
Full Professor	434	4	438	75	9	84	437	4	441				946	17	963
Associate Professor	317	-	317	58	4	62	505	-	505				880	4	884
Assistant Professor	300	-	300	76	-	76	555	-	555				931	-	931
Non-Tenure Track	317	739	1,056	96	297	393	815	530	1,345				1,228	1,566	2,794
Instructor/Sr Instructor	317	68	385	93	32	125	751	14	765				1,161	114	1,275
Other*	-	671	671	3	265	268	64	516	580				67	1,452	1,519
Research Faculty/Academic Research Staff	849	333	1,182	16	13	29	1,352	67	1,419				2,217	413	2,630
Public Service Faculty	-	-	-	2	5	7	58	114	172				60	119	179
Staff	2,768	542	3,310	437	57	494	2,073	128	2,201	364	40	404	5,642	767	6,409
Officers	24	-	24	15	-	15	37	-	37	12	-	12	88	-	88
Executive/Administrative/Managerial	344	29	373	78	6	84	352	26	378	97	7	104	871	68	939
Other Professionals (support/service)	819	222	1,041	164	31	195	765	20	785	194	23	217	1,942	296	2,238
Technical and Paraprofessionals	490	106	596	-	-	-	454	72	526	35	2	37	979	180	1,159
Clerical and Secretarial	347	136	483	103	10	113	256	9	265	26	8	34	732	163	895
Skilled Crafts	177	10	187	-	-	-	102	1	103	-	-	-	279	11	290
Service/Maintenance	567	39	606	77	10	87	107	-	107	-	-	-	751	49	800
TOTAL	4,985	1,618	6,603	760	385	1,145	5,795	843	6,638	364	40	404	11,904	2,886	14,790

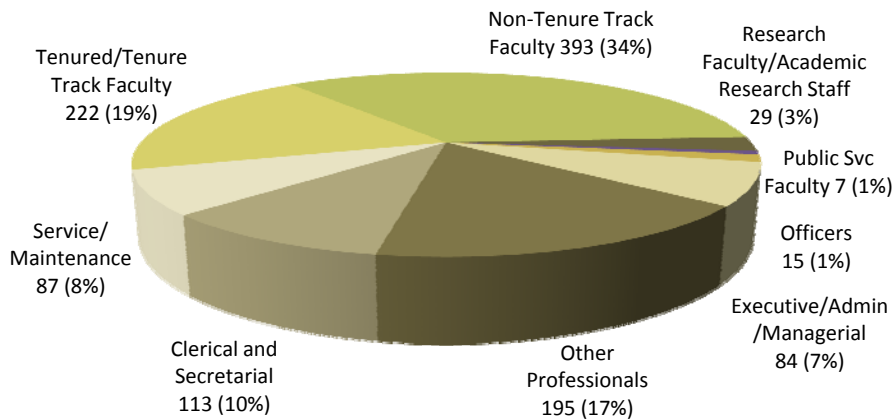
Boulder Faculty and Staff, Fall 2008



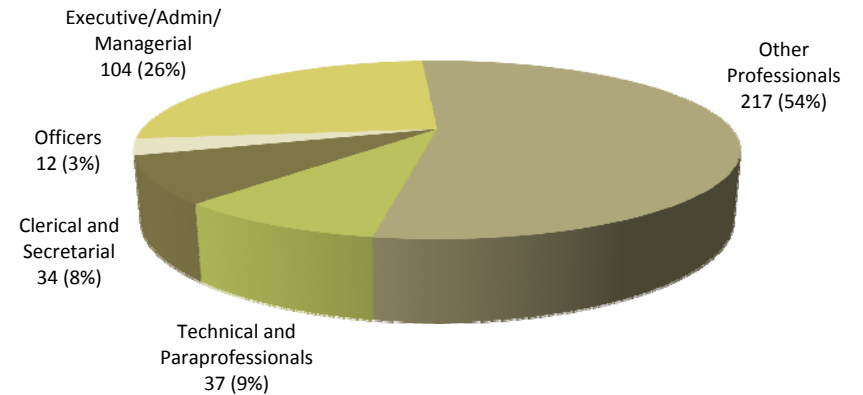
Denver Faculty and Staff, Fall 2008



Colorado Springs Faculty and Staff, Fall 2008



System Administration Staff, Fall 2008



Distinguished Professors

CU encourages faculty to excel both in the classroom and in research and scholarship. Excellence in teaching ensures that students derive all they can from faculty, and research is vital to a comprehensive university because it helps faculty stay at the forefront of their fields. CU supports its faculty through professional development programs that aim to improve the quality of undergraduate and graduate teaching. The CU-Boulder Faculty Teaching Excellence Program provides a forum for faculty to share ideas and methods for effective teaching. The Center for Faculty Development at UC Denver assists faculty with teaching, research, technology, and outcomes assessment.

The University of Colorado extends the title "distinguished professor" to recognize the outstanding contributions of CU faculty members to their academic disciplines, as attested to by national or international recognition and/or their significant public service achievements. Candidates for this honor must demonstrate accomplishments in exemplary teaching and distinguished scholarship or creative work. As of 2008, 53 professors within the CU system have been honored with the title of distinguished professor.

ACTIVE

Kristi S. Anseth
Chemical & Biological Engineering - Boulder

Frank S. Barnes, Ph.D.
Electrical/Computer Engineering - Boulder

Roger G. Barry, Ph.D.
Geography - Boulder

Marvin Caruthers, Ph.D.
Chemistry/Biochemistry - Boulder

Thomas R. Cech, Ph.D.
Chemistry/Biochemistry - Boulder

Reuben Cherniack, M.D.
Medicine - Denver (AMC)

Henry N. Claman, Ph.D.
Microbiology/Immunology & Medicine - Denver (AMC)

Andrzej Ehrenfeucht, Ph.D.
Computer Science - Boulder

Margaret A. Eisenhart, Ph.D.
Education - Boulder

Barbara Alpern Engel
History - Boulder

Kathryn Bloch Horwitz, Ph.D.
Medicine/Endocrinology - Denver (AMC)

Richard Jessor
Psychology & Institute of Behavioral Science - Boulder

Spero M. Manson, Ph.D.
Psychiatry - Denver (AMC)

James R. Markusen, Ph.D.
Economics - Boulder

Robert C. Murphy, Ph.D.
Pharmacology - Denver (AMC)

Allan McMurray
Music - Boulder

Jane Menken, Ph.D.
Sociology - Boulder

Margaret M. Murnane
JILA & Physics and Electrical and Computer Engineering - Boulder

Norman R. Pace
Molecular, Cellular & Developmental Biology - Boulder

Thomas A Pyszczynski, Ph.D.
Psychology - Colorado Springs

Paul E. Teske, Ph.D.
Public Affairs - Denver (DDC)

Linda M. R. Watkins, Ph.D.
Psychology & Center for Neurosciences - Boulder

Jean Watson, Ph.D.
Nursing and Center for Human Caring - Denver (AMC)

Carl E. Wieman, Ph.D.
Physics - Boulder

John W. Kappler, Ph.D.
Immunology - Denver (AMC)
Howard Hughes Medical Institute
National Jewish Medical & Research Center

Carl Lineberger, Ph.D.
Chemistry/Biochemistry - Boulder

Steven Maier, Ph.D.
Psychology - Boulder

Philippa Marrack, Ph.D.
Immunology - Denver (AMC)
Howard Hughes Medical Institute
National Jewish Medical & Research Center

Charles F. Wilkinson, LL.B.
Law - Boulder

William B. Wood, Ph.D.
Molecular, Cellular and Developmental Biology - Boulder

RETIRED

Delbert S. Elliott, Ph.D.
Institute of Behavioral Science - Boulder

Stephen Fischer-Galati, Ph.D.
History - Boulder

Fred W. Glover
Business - Boulder

Robert L. Linn, Ph.D.
Education - Boulder

Richard McCray, Ph.D.
Astrophysical/Planetary Sciences - Boulder

J. Richard McIntosh, Ph.D.
Molecular, Cellular and Developmental Biology - Boulder

Marjorie K. McIntosh, Ph.D.
History - Boulder

G. Barry Pierce, M.D.
Pathology - Denver (AMC)

David Prescott, Ph.D.
Molecular, Cellular and Developmental Biology - Boulder

David W. Talmage, Ph.D.
Research Affairs - Denver (AMC)

Norman Weiner, M.D.
Pharmacology - Denver (AMC)

Wolfgang Schmidt, Ph.D.
Mathematics - Boulder

DECEASED

Hazel E. Barnes, Ph.D.
Philosophy - Boulder

Kenneth Boulding, Ph.D.
Economics - Boulder

James S. (Stan) Brakhage
Film Studies - Boulder

Stuart Cook, Ph.D.
Psychology - Boulder

J. Daniel Couger, Ph.D.
Computer & Management Science - Colorado Springs

Stanley Cristol, Ph.D.
Chemistry/Biochemistry - Boulder

David Hawkins, Ph.D.
Philosophy - Boulder

Keith R. Porter, Ph.D.
MCD Biology - Boulder

Theodore T. Puck, Ph.D.
Biochemistry/Biophysics/Genetics - Denver (AMC)

Arthur Robinson, M.D.
Biochemistry/Molecular Genetics - Denver (AMC)

Gilbert White, Ph.D.
Geography - Boulder

President's Teaching Scholars

The President's Teaching Scholars program brings together faculty from all CU campuses who have been recognized for their excellence in teaching, as well as research and creative work. Each scholar receives a stipend for two years, can access campus funds reserved for promoting teaching excellence, and holds the title of President's Teaching Scholar for the life of their association with the University of Colorado.

Teaching scholars contribute to their campuses by participating in various university-sponsored activities designed to foster and recognize teaching excellence. They design, develop, and execute their own projects to enhance students' learning experiences. The signature project of the program's designers is the Colorado Learning Assessment Studies, or CLAS, a research project focusing on how students best learn and how faculty can best engage students in their learning. Since the program was initiated, 72 faculty members have received recognition. Forty still teach at CU.

Robert E. Averbach 1989
Dentistry - Denver (AMC)

Martin Bickman 1989
English - Boulder

Douglas A. Burger* 1989
English - Boulder

Laura D. Goodwin 1989
Education - Denver (DDC)

Nancy K. Hill† 1989
Humanities - Boulder

Clayton H. Lewis 1989
Computer Science - Boulder

John R. Mays* 1989
Civil Engineering - Denver (DDC)

Ronald W. Melicher 1989
Business - Boulder

John Nolte** 1989
Medicine - Denver (AMC)

Edwin Rivers 1989
English - Boulder

Norton L. Steuben* 1989
Law - Boulder

Barbara Swaby 1989
Education - Colorado Springs

Klaus D. Timmerhaus* 1989
Chemical Engineering - Boulder

Richard Van DeWeghe 1989
English - Denver (DDC)

Donald Warrick 1989
Business - Colorado Springs

Marvin Anderson†
Electrical Engineering - Denver (DDC)

Marianne Wesson 1992
Law - Boulder

David E. Carrasco** 1993
Religious Studies - Boulder

James H. Curry 1993
Applied Mathematics - Boulder

Thomas P. Huber 1993
Geography and Environmental Studies- Colorado Springs

David M. Prescott* 1993
MCD Biology - Boulder

Judith Stalnaker* 1993
Civil Engineering - Denver (DDC)

Mitchell Handelsman 1994
Psychology - Denver (DDC)

Donald J. Kleier 1994
Dentistry - Denver (AMC)

Glenn T. Morris 1994
Political Science - Denver (DDC)

J. Michael Shull 1994
Astrophysical and Planetary Sciences - Boulder

Joan E. Klingel Ray 1994
English - Colorado Springs

Dennis Van Gerven 1995
Anthropology - Boulder

Gene Abrams 1996
Mathematics - Colorado Springs

William A. Robinson* 1996
Medicine - Denver (AMC)

Linda R. Watkins 1996
Psychology - Boulder

Denise C. Webster* 1996
Nursing - Denver (AMC)

Rex Burns* 1990 <i>English - Denver (DDC)</i>	Hiroshi Motomura** 1997 <i>Law - Boulder</i>
Leslie Burrows* 1990 <i>Dentistry - Denver (AMC)</i>	Carolyn Yucha** 1997 <i>Nursing - Denver (AMC)</i>
Frederick Coolidge 1990 <i>Psychology- Colorado Springs</i>	Harvey Segur 1998 <i>Mathematics - Boulder</i>
Michael Cummings 1990 <i>Political Science - Denver (DDC)</i>	Robert Camley 1999 <i>Physics - Colorado Springs</i>
Jerry Flack* 1990 <i>Education - Boulder</i>	Brian Argrow 2000 <i>Aerospace Engineering - Boulder</i>
Michael Grant 1990 <i>EPO Biology - Boulder</i>	John L. Falconer 2000 <i>Chemical Engineering - Boulder</i>
Jack Kelso* 1990 <i>Anthropology - Boulder</i>	David Kroll** 2000 <i>Pharmacy - Denver (AMC)</i>
William B. Krantz* 1990 <i>Chemical Engineering - Boulder</i>	James (Jim) Symons 2000 <i>Theatre and Dance - Boulder</i>
G. Dale Meyer* 1990 <i>Business - Boulder</i>	Daniel Barth 2004 <i>Psychology - Boulder</i>
Robert Pois† 1990 <i>History - Boulder</i>	Carl Wieman 2004 <i>Physics - Boulder</i>
Clyde Tucker* 1990 <i>Physiology - Denver (AMC)</i>	Michael Eisenberg 2006 <i>Computer Science - Boulder</i>
James Burkhart 1991 <i>Physics- Colorado Springs</i>	Shelby Wolf 2006 <i>Education - Boulder</i>
Lee V. Chambers 1991 <i>History - Boulder</i>	Diane A. Conlin 2008 <i>Art and Art History and Classics - Boulder</i>
Anne Costain 1991 <i>Political Science - Boulder</i>	Stanley A. Deetz 2008 <i>Communication - Boulder</i>
James Palmer 1991 <i>Film Studies - Boulder</i>	Steven J. Pollock 2008 <i>Physics - Boulder</i>
John R. Taylor* 1991 <i>Physics - Boulder</i>	Elizabeth Robertson 2008 <i>English - Boulder</i>
William Briggs* 1992 <i>Mathematics - Denver (DDC)</i>	Steven G. Medema 2008 <i>Economics - Denver (DDC)</i>
J. John Cohen 1992 <i>Immunology - Denver (AMC)</i>	Lonnie R. Johnson 2009 <i>Surgical Dentistry - Denver (AMC)</i>
Alexander Cruz 1992 <i>EPO Biology - Boulder</i>	Paul Harvey 2009 <i>History - Colorado Springs</i>
Wesley Morrison 1992 <i>Philosophy - Boulder</i>	Andrea O'Reilly Herrera 2009 <i>Women's and Ethnic Studies - Colorado Springs</i>

* retired/emeritus

** currently teaching at another institution

† deceased

CU Research

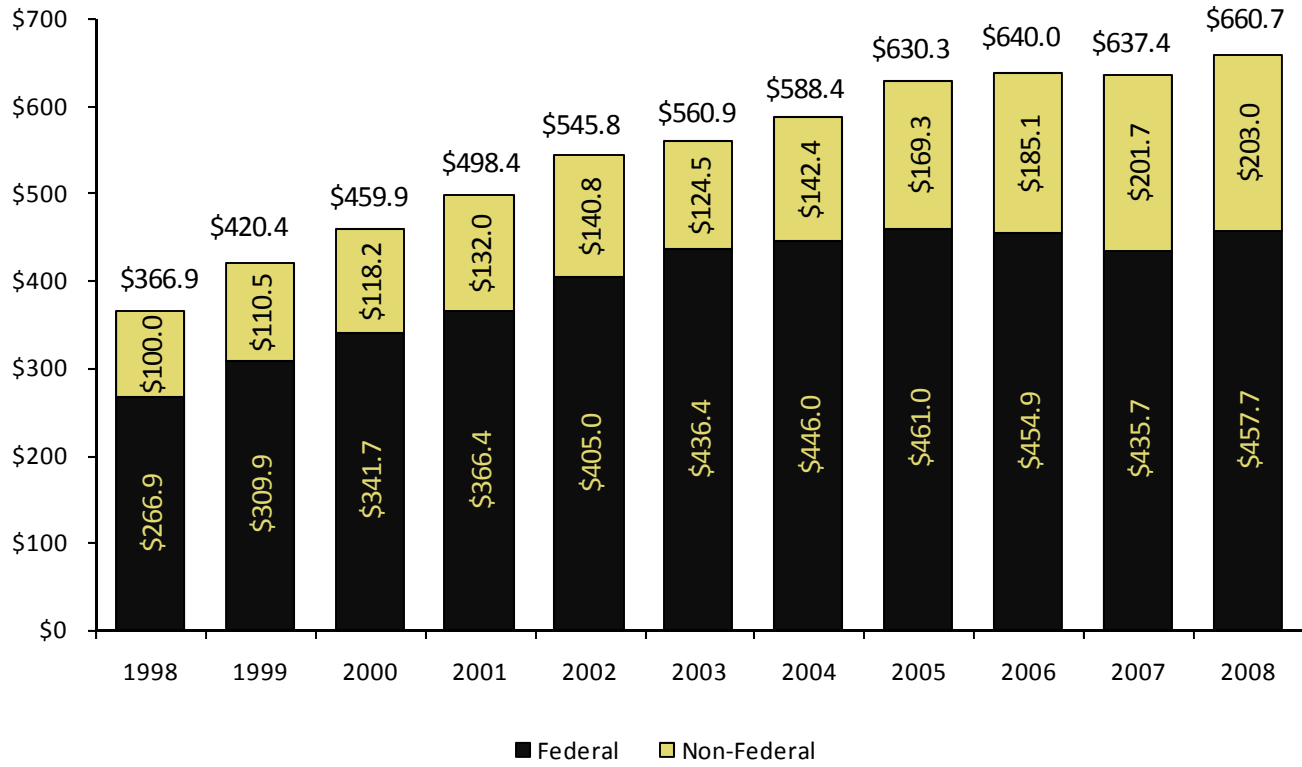
University of Colorado Sponsored R&D Awards, FY 1998 - FY 2008*

(reported in millions of dollars)

Campus	1998	1999	2000	2001	2002	2003	2004	2005	2006	2007	2008	% Change, 1998-2008
Boulder	\$181.7	\$204.3	\$214.2	\$219.0	\$229.0	\$250.4	\$259.7	\$257.6	\$256.4	\$266.1	\$280.0	54.1%
Colorado Springs	\$2.2	\$2.3	\$3.0	\$2.7	\$1.9	\$5.2	\$6.2	\$8.7	\$10.3	\$7.9	\$9.2	318.2%
Denver	\$183.0	\$213.8	\$242.7	\$276.7	\$314.9	\$305.3	\$322.5	\$364.0	\$373.3	\$363.4	\$371.5	103.0%
TOTAL	\$366.9	\$420.4	\$459.9	\$498.4	\$545.8	\$560.9	\$588.4	\$630.3	\$640.0	\$637.4	\$660.7	80.1%
Source	1998	1999	2000	2001	2002	2003	2004	2005	2006	2007	2008	% Change, 1998-2008
Federal	\$266.9	\$309.9	\$341.7	\$366.4	\$405.0	\$436.4	\$446.0	\$461.0	\$454.9	\$435.7	\$457.7	71.5%
Non-Federal	\$100.0	\$110.5	\$118.2	\$132.0	\$140.8	\$124.5	\$142.4	\$169.3	\$185.1	\$201.7	\$203.0	103.0%
TOTAL	\$366.9	\$420.4	\$459.9	\$498.4	\$545.8	\$560.9	\$588.4	\$630.3	\$640.0	\$637.4	\$660.7	80.1%
Number of Awards	2,957	3,071	3,085	3,308	3,360	3,495	3,416	3,528	3,695	3,728	3,878	31.1%
Average \$/Award	\$124,078	\$136,894	\$149,076	\$150,665	\$162,440	\$160,486	\$172,248	\$178,656	\$173,207	\$170,980	\$170,371	37.3%

* Dollars have not been adjusted for inflation.

University of Colorado System Sponsored Research Awards
(In Millions of Dollars)



National Science Foundation Research Expenditure Rankings

(Based on Research in Science and Engineering Disciplines)

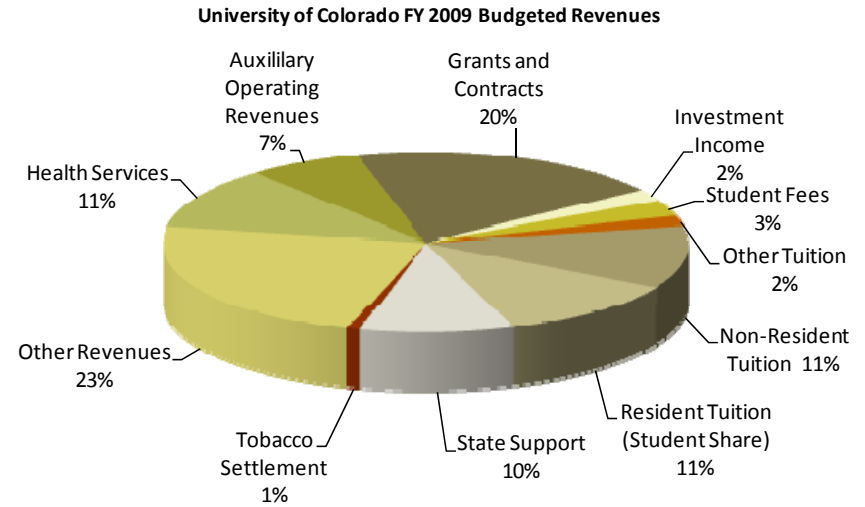
Top 20 Public US Universities

Total Research & Development Expenditures (Science & Engineering Disciplines)			Federal Research & Development Expenditures (Science & Engineering Disciplines)		
Institution	Rank	FY07 Total Expenditures	Institution	Rank	FY07 Federal Expenditures
U. California San Francisco	1	\$842,840	U. Washington	1	\$620,375
U. Wisconsin Madison	2	\$840,672	U. Michigan all campuses	2	\$577,201
U. California Los Angeles	3	\$823,083	U. California Los Angeles	3	\$488,846
U. Michigan all campuses	4	\$808,731	U. California San Diego	4	\$475,708
U. California San Diego	5	\$798,896	U. Wisconsin Madison	5	\$469,076
U. Washington	6	\$756,787	U. California San Francisco	6	\$467,402
Ohio State U. all campuses	7	\$720,206	U. Colorado all campuses	7	\$442,303
Pennsylvania State U. all campuses	8	\$652,144	U. Pittsburgh all campuses	8	\$441,357
U. Minnesota all campuses	9	\$624,149	Pennsylvania State U. all campuses	9	\$370,789
U. California Davis	10	\$600,508	U. North Carolina Chapel Hill	10	\$346,672
U. Florida	11	\$592,835	U. Minnesota all campuses	11	\$337,966
U. Pittsburgh all campuses	12	\$558,566	Ohio State U. all campuses	12	\$313,242
U. California Berkeley	13	\$552,365	U. Texas Austin	13	\$289,331
Texas A&M U. all campuses	14	\$543,888	U. Arizona	14	\$269,941
U. Arizona	15	\$531,753	U. Alabama Birmingham	15	\$269,006
U. Colorado all campuses	16	\$527,587	Georgia Institute of Technology all campuses	16	\$260,230
U. Texas M. D. Anderson Cancer Center	17	\$496,539	U. California Davis	17	\$256,944
U. North Carolina Chapel Hill	18	\$477,231	U. of Cincinnati (All)	18	\$253,833
U. Illinois Urbana-Champaign	19	\$473,890	U. Illinois Urbana-Champaign	19	\$253,612
Georgia Institute of Technology all campuses	20	\$472,591	U. California Berkeley	20	\$251,043

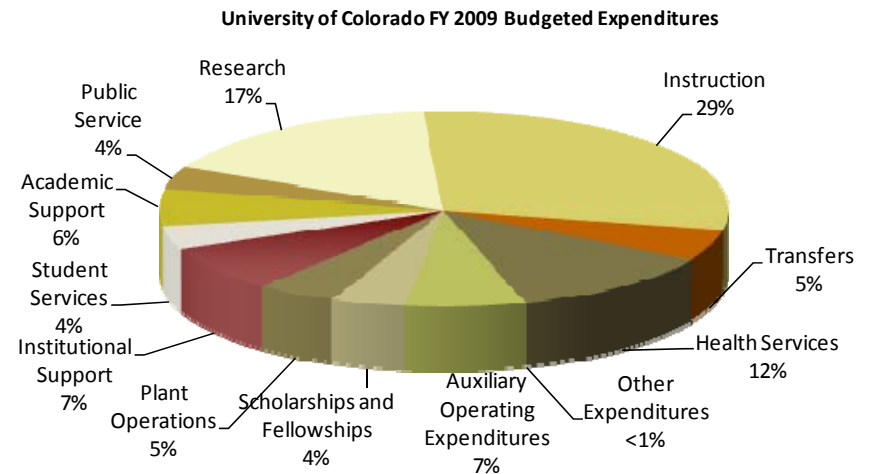
CU Financial Information

University of Colorado FY09 Budget

FY 2009 Budgeted Revenues		
Health Services	262,605,299	11%
Auxiliary Operating Revenues	167,985,563	7%
Grants and Contracts	467,000,406	20%
Investment Income	50,332,235	2%
Student Fees	68,416,171	3%
Other Tuition	42,774,156	2%
Non-Resident Tuition	259,102,969	11%
Resident Tuition (Student Share)	272,907,425	11%
State Support	228,043,165	10%
State Tobacco Settlement	18,943,716	1%
Other Revenues	546,839,318	23%
TOTAL	2,384,950,423	100%



FY 2009 Budgeted Expenditures		
Auxiliary Operating Expenditures	164,909,760	7%
Scholarships and Fellowships	100,780,527	4%
Plant Operations	108,684,320	5%
Institutional Support	181,085,771	8%
Student Services	94,140,377	4%
Academic Support	138,976,899	6%
Public Service	84,419,085	4%
Research	404,744,556	17%
Instruction	697,414,089	29%
Transfers	122,789,414	5%
Health Services	286,261,701	12%
Other Expenditures	743,923	<1%
TOTAL	2,384,950,422	100%



University of Colorado Cost of Attendance for Full-Time Students, FY 2009

Resident	Undergraduate^b	Graduate	Mandatory Fees^c	Room & Board
Boulder ^a	\$5,922	\$7,578	\$1,356 UG \$1,365 Grad	\$9,860 UG \$8,478 Grad
Colorado Springs ^a	\$5,580	\$6,632	\$1,094	\$7,204 UG \$8,478 Grad
Downtown Denver ^a Anschutz Medical Campus	\$5,484	\$7,130	\$795	\$8,950
MD		\$25,009	\$170	\$8,478
DDS		\$20,450	\$170	\$8,478
Nursing	\$8,100	\$12,000	\$170	\$8,478
Pharmacy		\$16,446	\$170	\$8,478

^a Tuition based on enrollment in Arts & Sciences/Liberal Arts; tuition varies by school/college

^b Resident undergraduate tuition rates do not include \$2,760 that is offset for eligible students by the College Opportunity Fund

^c Mandatory fees are charged to students on a semester basis and are directly related to a specific activity/program; fees presented do not include instructional course fees

Non-Resident	Undergraduate	Graduate	Mandatory Fees^b	Room & Board
Boulder ^a	\$25,400	\$22,770	\$1,365	\$9,860 UG \$8,478 Grad
Colorado Springs ^a	\$15,300	\$16,800	\$1,094	\$7,204 UG \$8,478 Grad
Downtown Denver ^a Anschutz Medical Campus	\$18,456	\$17,618	\$795	\$8,950
MD		\$82,059	\$170	\$8,478
DDS		\$46,114	\$170	\$8,478
Nursing	\$24,570	\$29,370	\$170	\$8,478
Pharmacy		\$29,568	\$170	\$8,478

^a Tuition based on enrollment in Arts & Sciences/Liberal Arts; tuition varies by school/college

^b Mandatory fees are charged to students on a semester basis and are directly related to a specific activity/program; fees presented do not include instructional course fees

University of Colorado Student Financial Assistance, FY 2008

	Boulder	Colorado Springs	Downtown Denver	Anschutz Medical Campus	CU System
Number of Students Receiving Financial Aid	24,817	5,443	9,283	2,338	41,881
Resident Undergraduate	17,545	4,209	5,369	489	27,612
Non-Resident Undergraduate	3,081	319	417	61	3,878
Resident Graduate	3,003	764	3,022	1,474	8,263
Non-Resident Graduate	1,188	151	475	314	2,128
Amount of Aid	\$237,321,147	\$47,997,997	\$98,846,795	\$66,113,842	\$450,279,781
Federal Assistance	\$138,762,791	\$35,371,949	\$77,192,669	\$55,076,431	\$306,403,841
State Assistance	\$7,857,379	\$3,587,812	\$4,795,542	\$3,033,166	\$19,273,899
Institutional Scholarship	\$67,694,413	\$5,653,350	\$9,162,533	\$3,908,490	\$86,418,786
Other Scholarship	\$6,367,758	\$1,183,968	\$4,497,591	\$741,541	\$12,790,857
Other Loans	\$16,638,806	\$2,200,918	\$3,198,460	\$3,354,214	\$25,392,398

