

COLORADO STATE TREASURY

BUDGET REQUEST

FISCAL YEAR 2011-12

COLORADO STATE TREASURY

FY 2011-12 Budget Request

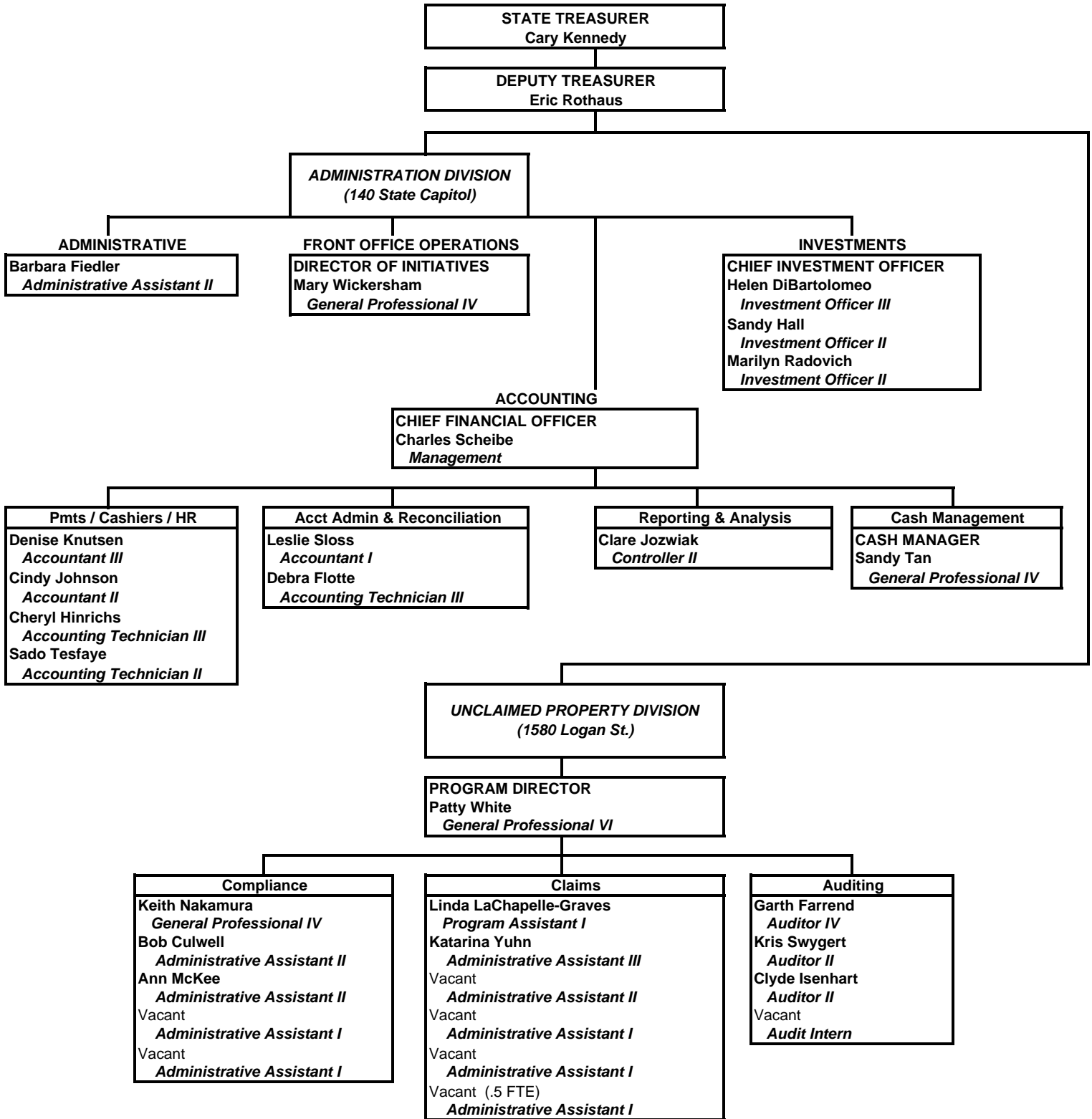
TABLE OF CONTENTS

Department Description	3
ORGANIZATIONAL CHART	4
MISSION AND VISION STATEMENTS	5
OVERVIEW	6
<i>Administration</i>	6
Accounting.....	6
Cash Management.....	7
Investments	8
<i>Unclaimed Property</i>	10
<i>Special Purpose</i>	12
Property Tax Deferral Program for Seniors and Active Military Personnel.....	12
Senior Citizen and Disabled Veteran Property Tax Exemption	12
CoverColorado.....	13
Highway User Tax Funds	13
Fire and Police Pension	13
<i>Other Programs</i>	14
Charter School Intercept and Moral Obligation Program.....	14
K-12 School District Intercept Program	14
Higher Education Intercept Program	15
Short-term Note Issuance.....	15
Higher Education Lease Purchase Agreements	16
Building Excellent Schools Today (BEST) Lease Purchase Agreements	16
CRITICAL ADMINISTRATION PERFORMANCE MEASURES	17
KEY ADMINISTRATION WORKLOAD INDICATORS	18
SIGNIFICANT ADMINISTRATION ACCOMPLISHMENTS.....	19
CRITICAL UNCLAIMED PROPERTY PERFORMANCE MEASURES	21
KEY UNCLAIMED PROPERTY WORKLOAD INDICATORS	21
SIGNIFICANT UNCLAIMED PROPERTY ACCOMPLISHMENTS.....	22
Strategic Plan	23
Change Requests	24
SCHEDULE 10 – SUMMARY OF CHANGE REQUESTS	24
SCHEDULE 13 – SUSPEND FPPA PAYMENT FOR FY 2011-12 & FY 2012-13.....	25

SCHEDULE 13 – FUNDING FOR UNCLAIMED PROPERTY LEASED OFFICE SPACE.....	26
<i>Change Request – Funding for Unclaimed Property Leased Office Space</i>	27
SCHEDULE 13 – CHANGE IN FUNDING MIX (CASH MGMT TRANSACTION FEES).....	30
SCHEDULE 13 – STATEWIDE RISK MANAGEMENT BASE ADJUSTMENT.....	31
SCHEDULE 13 – STATEWIDE PRINTING SERVICES ADJUSTMENT.....	32
SCHEDULE 13 – GGCC BASE ADJUSTMENT.....	33
SCHEDULE 13 – CCLS BASE ADJUSTMENT.....	34
Line Item Descriptions	35
Reconciliations	45
ADMINISTRATION.....	45
UNCLAIMED PROPERTY PROGRAM.....	50
SPECIAL PURPOSE.....	52
Schedule 2 – Summary by Long Bill Group.....	54
Schedule 3 – Line Item by Year.....	56
ADMINISTRATION.....	56
UNCLAIMED PROPERTY PROGRAM.....	116
SPECIAL PURPOSE.....	136
Schedule 4 – Source of Funding	156
Schedule 5 – Line Item by Statute.....	158
Schedule 6- Special Bills Summary	160
Schedule 7 – Supplemental Bills Summary	161
Schedule 8 – Common Policy Summary	162
Schedule 9 - Cash Funds Report	170
Schedule 14 – Position and Object Code Detail Reports.....	173
ADMINISTRATION.....	173
UNCLAIMED PROPERTY.....	176
Responses to Requests for Information	179
STATE INVESTMENT REPORTS AS OF 09/30/10.....	180
BANK SERVICES CONTRACT EXPENDITURES.....	187
SCHOOL DISTRICT TRAN REVENUES AND EXPENDITURES.....	188

Department Description

DEPARTMENT OF TREASURY



Mission and Vision Statements

MISSION STATEMENT

"The Colorado State Treasury is the constitutional custodian of the public's funds. It is the Treasury's duty to manage and account for the citizen's tax dollars from the time they are received until the time they are disbursed. The Treasury's staff is committed to safeguarding and managing the people's monies with the same diligence and care as they do their own.

"The mission of the Unclaimed Property Section is to reunite all owners (or heirs) with their unclaimed or abandoned property."

VISION STATEMENT

"The Colorado State Treasury staff will continually strive to better serve the citizens of Colorado. Central to this goal is the continued introduction and use of new technologies to provide improved access to services for both citizens and other governmental agencies."

Overview

The Treasury Department is organized in three distinct sections: **Administration, Unclaimed Property, and Special Purpose.**

Administration

The State Treasurer and her staff serve the citizens of Colorado by providing banking and investment services for all funds deposited with the state treasury. As funds are deposited, they are invested in statutorily authorized investments. Simultaneously, the Treasury ensures that sufficient funds are maintained in cash accounts to meet the State's daily cash needs. The income earned on its investments augments the State's revenues from taxes and fees and significantly decreases the tax burden on Colorado's citizens.

Accounting

On a daily basis, the accounting section records and reconciles all the cash that flows into and out of the State's operating account. The accounting section also manages the disbursement of flow-through funds such as the Highway User's Tax apportionment, Minerals Management funds, and miscellaneous federal funds. Within the Treasury, the accounting staff has significant additional responsibilities. These include:

- Calculation and allocation of monthly investment earnings to funds eligible to earn interest
- Reconciliation of the database of Treasury's investments
- Accounting for and distributing the payments received by the State under the Master Tobacco Settlement Agreement and the Tobacco Tax moneys collected under Amendment 35
- Preparing and managing cash flow estimates for the disclosures required for Treasury's annual Tax and Revenue Anticipation Notes
- Managing the Property Tax Deferral Program for Seniors and Active Military Personnel
- Calculating and disbursing payments for the Senior Citizen and Disabled Veteran Property Tax Exemption Program
- Issuing cash flow notes on behalf of those school districts participating in the Treasury's interest free school loan program, including ongoing monitoring of actual vs. projected cash flow information
- Administering the K-12 school district intercept program and the higher education intercept program
- Administering the Charter School Intercept and Moral Obligation Credit Enhancement Program
- Accounting for the investment of custodial funds from state-issued Certificates of Participation and Enterprise Revenue Bonds deposited with the Treasury

The accounting section also provides cashier services for the State. The cashiers are responsible for daily tracking of all cash receipts, monitoring all the deposits made by other agencies in the State's operating account, updating the State's bank balances throughout the day, and initiating electronic transfers from the State to recipients of state and fiduciary funds.

Finally, the Accounting section handles the department's own administrative functions such as budgeting, personnel, payroll, accounts payable, purchasing, and records retention. Treasury does not have a dedicated IT staff member; and, therefore, has an agreement with the Governor's Office of Information Technology to host Treasury's server and to provide desktop support.

Cash Management

Treasury's Cash Manager manages the State's banking service agreements. The State currently maintains agreements with three primary banks; one includes lockbox services where taxpayers' payments are deposited, another the State's operating account and safekeeping services, and the third covers transactional accounts in remote areas of the State from which deposits are regularly swept to the main operating account. On-going banking efforts include ensuring effective bank services and controls for State agencies, closing unused or redundant bank accounts, opening new accounts or cash management services for State agencies, and assisting with the resolution of any concerns or problems between State agencies and the banks.

The new credit card agreement with Wells Fargo which became effective October 31, 2009 has been very popular with governmental entities and political subdivisions of the State. To date, nine municipalities and counties and eleven political subdivisions have become participants under the Master Service Agreement for a total of 20 entities in the past year; and three more have expressed interest recently. This compares to a total of eleven entities that chose to participate under the previous agreement.

The Cash Manager is the State's administrator for the Cash Management Improvement Act (CMIA) agreement with the Federal Government. The CMIA regulates the transfer of federal grant funds among federal and State agencies. CMIA regulations require State agencies to request reimbursement from federal agencies for grant disbursements following a process that minimizes bank balances, avoids negative balances, and eliminates interest earnings. Excess or deficit interest earnings, if any, are calculated each year and paid by the entity with the liability. The Cash Manager manages the CMIA on behalf of State agencies and is the primary contact for the Federal Management Service. Pursuant to federal regulations she identifies grants to be included in the agreement (those in excess of \$40.2 million) and calculates State disbursement patterns that are the basis of the reimbursement schedules. She negotiates the annual agreement and prepares the annual report of excess or deficit interest earnings.

Last, the Cash Manager prepares requests-for-qualifications (RFQ) and negotiates and finalizes the contracts for professional advisors assisting in the Treasury's annual note issuances, and for other services bid out by the Treasury in any given year.

In FY 2009-10, among the several RFQs completed for Treasury, the Cash Manager completed a RFQ for custodial and third-party audit services for the Unclaimed Property Division of the Colorado State Treasury. As a result of the RFQ, one custodian and four third-party audit firms were selected to assist in safeguarding and collecting unclaimed property belonging to citizens of the State.

Investments

The Investment section manages several distinct investment portfolios with the primary objectives of, in order of importance, legality, safety, liquidity and yield.

The Treasurer's Pooled Funds (TPOOL/TCASH) provide state agencies with the liquidity of a money market fund while normally generating a higher yield than a typical money market fund. Most state funds, including the General Fund, are held in TPOOL/TCASH.

Ongoing statutory changes oblige many enterprises to remit their tax remittances to the Department of Revenue electronically. With electronic remittance, funds are processed more quickly, providing the investment officers with more accurate and timely cash balance information. This improved information allows the investment division to better invest the money on deposit with the Treasury while still maintaining sufficient liquidity to meet the state's obligations.

The Public School Permanent Fund (PSPF) is a constitutionally mandated permanent trust. The principal of the Fund is made up of money earned from the sale or rental of lands and mineral royalties held in the school land trust and overseen by the State Land Board (public schools land income). Both the principal and interest on this Fund are exempt from the requirements of section 20 article X of the state constitution. A unique feature of this Fund is that the General Assembly must make up any capital losses the Fund may suffer from the General Fund. To minimize the likelihood of such an event, the portfolio is structured to preserve principal and, only then, to maximize income. Several changes were made to the distribution of Public School Lands Income in the 2009 legislative session. Beginning in August 2009, 50% of the gross public schools land income is credited to the Public School Capital Construction Assistance Fund created in C.R.S. 22-43.7-104 (part of the Building Excellent Schools Today or BEST Act). In addition, for a portion of FY 2008-09 and all of FY 2009-10, all public schools land income that was not transferred to the Public School Capital Assistance Fund or used for the administration of the State Land Board plus all of the Fund's investment earnings, were transferred to the State Public School Fund, which provides moneys for the School Finance Act. In the 2010 legislative session, SB 10-150 continued this distribution through the end of FY 2010-11. Therefore, during that period, there will be no deposits into the Permanent Fund.

The Major Medical Insurance Fund (MMIF) is a special fund within the Department of Labor and Employment. The investment portfolio was originally designed to be comprised of money in excess of current needs that was to be held to meet the future medical and indemnity expenses of claimants. Investments in this Fund of approximately \$205 million were liquidated and transferred to the General Fund during FY 2002-03. During FY 2008-09 there was a \$69.5 million transfer to the General Fund per SB 09-208. On March 31, 2010, there was an additional \$26.5 million transfer to the General Fund per SB 09-279. During the 2009 legislative session, the structure of the MMIF was revised (see C.R.S. 8-46-102). The new design requires the Director of the Division of Workers Compensation (Division) to set a surcharge rate that enables the Division to meet the anticipated obligations of each fiscal year, as well as maintain a balance to cover one year's claims plus expected administrative costs. \$94 million of the MMIF is currently designated as a component of the State's Emergency Reserve. As of September 30, 2010 this Fund had a cash balance of \$24.1 million, with the par value of investments held by the Fund being \$97.7 million.

The Colorado Prepaid Tuition Fund (CPTF) was originally established to provide families with an opportunity to pay in advance for future college education expenses. The investment goal of the Fund was to achieve a rate of return that allows College Assist, the manager of the program, to ensure that it has sufficient funds on hand to meet the college related expenses of those students upon whose behalf it has entered into these prepaid tuition contracts. In February 2003, the Colorado Prepaid Tuition program was closed to new contracts and is currently in a run-off position. Although the funds remain in the custody of the Treasurer, effective July 1, 2004, the board of College Assist was given sole authority to make investment decisions for the remaining funds under C.R.S. 23-3.1-106. College Assist, at the Treasury's urging, established a policy to defease the CPTF's liabilities through the purchase of a ladder portfolio of fixed income investments. The Treasury assisted College Assist's investment advisor in the execution of this strategy. The defeasance investment program was completed February 11, 2005 and it is currently meeting the remaining obligations of the prepaid tuition program. This program is estimated to end in 2023.

The Colorado State Education Fund (CSEF) was established with the passage of Amendment 23 to the State's constitution in 2000. The amendment requires the diversion of a specified percentage of state income tax revenues collected on income earned on or after December 28, 2000 to the Fund. Moneys may be appropriated only for specified education-related programs. The Treasury manages the Fund with the expectation of continued liquidation of its few remaining long term positions in the next few years. Since the bulk of the disbursements made from this Fund are made to support payments made under the School Finance Act, the cash flows from this Fund can periodically have an impact upon those made from TPOOL/TCASH as well.

The Unclaimed Property Tourism Promotion Trust Fund (UPTF) was created by C.R.S. 38-13-116.7. The Fund consists of all proceeds collected through the sale of securities in the custody of the State Treasurer as the administrator of Unclaimed Property. The principal of this Fund will only be expended to pay claims and the interest earned from the deposit and investment of the moneys is credited to the Colorado State Fair Authority Cash Fund, the Agriculture Management Fund, and the Colorado Travel and Tourism Promotion Fund. See additional information regarding this Fund in the Unclaimed Property section on page 10.

For each of the portfolios it manages, the Department, in addition to constitutional and statutory guidance, has developed a written investment policy explicitly stating the appropriate goals, investment standards, level of liquidity, degree of credit risk, duration or average life, and other performance measures. The Treasurer has also established an investment advisory committee incorporating private sector investment professionals, and a representative of each of the agencies for which the Fund is managed to assist her in developing these policies.

A critical aspect of the implementation of these policies and the daily functioning of the investment section is the use of an online data and analytical system (Bloomberg). The Bloomberg System assists the investment managers in identifying and analyzing specific investments for either purchase or sale. Absent access to the Bloomberg System and subscriptions to credit services and an electronic trading system, the Investment section's capacity to meet its constitutional, statutory and policy objectives would be severely limited.

In FY 2008-09 Treasury added another critical investment tool, BondEdge. BondEdge is a software package consisting of analytical and database modules which provide the investment officers with comprehensive fixed income portfolio analytics. The system simulates various market environments to forecast performance results and respond to reporting demands.

The State's Time Deposit Program places monies in eligible public depositories on a weekly basis. The Certificate of Deposit (CD) rates are set by Treasury, and the collateralization of the deposits is administered by the Public Deposit Protection Act (PDPA) section of the Division of Banking. The Treasury issues a 3-month, 6-month and 1-year CD each week. Participation in the Time Deposit Program is predominantly by community banks on the eastern plains and western slope.

Unclaimed Property

The Unclaimed Property program was established in 1987, codified at C.R.S. 38-13-101, et seq., to locate owners of dormant or abandoned property and return their property to them. The law was expanded subsequently to include all types of companies and business entities, with limited exceptions. The law also covers public institutions, including courts, municipalities, most governmental subdivisions/agencies, public corporations or authorities, non-profit entities, hospitals, utilities, estates, trusts, or any other legal or commercial entity. The Division accepts encrypted reports on its website. Currently 100 percent of non-state holders with 20 or more items report electronically (a requirement since March 2007); and the division continues to work with state agencies on reporting in this prescribed format.

The Unclaimed Property Division also includes a small audit section that is charged with ensuring holder compliance with the reporting requirement. This section participates in seminars to educate citizens and businesses about the Unclaimed Property Act and the related compliance responsibilities. The Division held or participated in six seminars and other outreach programs throughout the state in FY 2009-10. In addition to field audits where the auditors conduct onsite audits, the audit section conducts "Desk Audits". The Desk Audit Program is designed to improve unclaimed property compliance by contacting non-compliant companies and providing them with information about the Colorado Unclaimed Property Program. Businesses are contacted by telephone, letter and questionnaire and are encouraged to review their records for potential unclaimed property. The auditors then assist the business with reporting their unclaimed property. The desk audits initiated during FY 2009-10 were large, multilevel audits that will be ongoing for several months. The Desk Audit Program placed special emphasis on non-reporting medical practices, temporary employment agencies, convenience stores, gas and oil companies, private colleges, food distributors, hi-tech companies, apartment and homeowner association managers, and fast food restaurants. Audit collections decreased in FY 2009-10 as a result of the smaller companies surveyed for desk audits, and the ongoing nature of the large and complicated field audits. Several audits are expected to conclude in the current fiscal year.

Since the program's inception the Treasury has returned more than \$200 million to citizens. Colorado businesses typically identify millions of dollars worth of unclaimed property during the reporting process. In many cases these businesses contact the property holders directly and return the money directly to them rather than transferring it to the Treasury. Due to these dual efforts, more than half a million owners or their heirs have had unclaimed property returned to them since the program began.

In April 2010, the Unclaimed Property Division was featured on the nationally-televised program Antiques Roadshow. This was the first visit that the Roadshow ever made to a state unclaimed property division. The Division received inquiries not only from Colorado, but from people worldwide.

In FY 2009-10, the Unclaimed Property section returned \$25.2 million to 18,377 rightful owners or their heirs, slightly surpassing the FY 2008-09 record number of claims initiated, processed and paid, and continuing the more than 40% increase over the nearly 13,000 owners who were paid in FY 2007-08. This is, largely, due to the fact that the Treasurer and the division aggressively publicize the program to ensure that citizens learn of its existence and check to see if property is being held on their behalf. The division continues to refine the electronic service for claimants through the Statewide Internet Portal Authority. This service allows citizens to search the unclaimed property database and to directly download a claim form to complete and submit. Along with the hardcopy claims received, more than 55,000 claims were filed online in FY 2009-10, leading to an unprecedented total of more than 68,000 claims being filed and processed in the Division, following the previously unprecedented 67,240 claims filed and processed in FY 2008-09. In addition, a claimant may inquire online as to the status of his claim. The success of all these efforts is a constant increase in citizen inquiries and claims. Inquiries to the Department increased by nearly 80%, growing from approximately 77,000 inquiries in FY 2007-08 to approximately 138,000 inquiries in FY 2008-09. The total inquiries held very steady at nearly 138,000 in FY 2009-10. During the current fiscal year the Treasury anticipates pursuing broad approaches to complement its traditional annual publication. These include television and radio advertising coordinated with the annual publication of the list of names.

C.R.S. 38-13-115 requires the Treasurer to sell unclaimed securities of Colorado citizens held by a third party. In FY 2004-05, Treasury began the liquidation process and deposited money into the Trust Fund. More than \$51 million from the first two sales of securities was deposited into the newly created Unclaimed Property Tourism Promotion Trust Fund in FY 2004-05. Additional funds totaling approximately \$8 million were deposited into the Unclaimed Property Tourism Promotion Trust Fund in September 2005 and approximately another \$5 million was deposited in September 2006. Sales were suspended due to the recent turbulent fiscal conditions and resumed in FY 2009-10 when the sale of securities resulted in collections of nearly \$39 million. The FY 2010-11 sale of securities was completed in September 2010; the preliminary results of the sale of one year of security holdings is more than \$9 million.

The Department's Investment Section manages the Unclaimed Property Tourism Promotion Trust Fund as a separate account. Beginning in February 2009, C.R.S. 38-13-116.7 established a new distribution pattern for the interest earned on the Fund. The new allocation of the interest earned is as follows: 1) 25% to the Colorado State Fair Authority Cash Fund; 2) 65% to the Agriculture Management Fund; and 3) 10% to the Colorado Travel and Tourism Promotion Fund.

In FY 2005-06, the division was able to implement the provisions of C.R.S. 38-13-117.3 - 117.7. These statutes direct the Treasury to review all approved claims that exceed \$600.00 for possible interception to satisfy specified outstanding fees, fines or child support obligations. The division routinely checks these claims against lists submitted by the Judicial Department (JUD), the Department of Revenue (DOR), and the Department of Human Services (DHS). The total dollar amount of "Intercepted" claims by department in FY 2009-10 is as follows: JUD \$31,777; DHS \$45,980; and DOR \$53,842.

Throughout the year, the Unclaimed Property Division also receives and processes unclaimed safe deposit boxes. In FY 2009-10 the total number of safe deposit items reported was 1,858. Other FY 2009-10 statistics: 817 items inventoried, 149 items returned, and 25 items sold at auction for a total of \$6,130.

Special Purpose

The special purpose programs include the Property Tax Deferral Program for Seniors and Active Military Personnel, the Senior Citizen and Disabled Veteran Property Tax Exemption Program, CoverColorado, Highway Users Tax Funds, and the Fire and Police Pension Fund.

Property Tax Deferral Program for Seniors and Active Military Personnel

This program provides loans to pay the property taxes for qualified Colorado citizens who make application. During the 2002 legislative session, C.R.S. 39-3.5-105.5 and 105.7 were revised, changing the funding of this program from a General Fund appropriation to an investment as a loan to the taxpayer. Liens are placed on the property and interest is calculated annually. The interest rate floats with the 10 year Treasury note, changing each year in February. The current rate is set at 3.375%. There are no limits to the number of applications the Department may receive; and there are limited eligibility requirements. As of June 30, 2010, Treasury had 638 participants in the program.

The Treasury uses an Access database to manage this program. Additionally, Treasury uses an annual self-verification process to monitor existing participants thus ensuring their continued eligibility for the program. Also, in conjunction with Central Collections, the Department aggressively pursues delinquent accounts.

Senior Citizen and Disabled Veteran Property Tax Exemption

Created by the passage of Referendum A, which was approved by the voters in November of 2000, and codified at C.R.S. 39-3-201 et. seq., this program originally exempted one-half of the first \$200,000 of a home's value from property taxation for citizens over the age of 65 who have lived in their current homes for at least 10 years. It also applies to surviving spouses of qualified taxpayers. The first payment to counties was made in April of 2003. The Treasury, in conjunction with the Department of Local Affairs has developed and maintains an extensive database for the program to ensure that distributions are correctly calculated and disbursed.

Language in Referendum A gave the legislature the authority to lower the amount of assessed residential property that may be exempted from taxes. Due to the State budget shortfall, C.R.S 39-3-203 was revised to decrease this amount to zero for tax years after January 1, 2003 but before January 1, 2006. Consequently no payments were made for FY 2003-04 through FY 2005-06. The exemption was reinstated to one-half of the first \$200,000 beginning with FY 2006-07. The Treasury made \$79.8 million in payments to counties in FY 2007-08; and \$85.6 million in FY 2008-09. However, again due to a State budget shortfall, C.R.S. 39-3-203 was revised for the 2009 property tax year, reducing the amount of assessed residential property that may be exempted from taxes by a qualifying senior from \$200,000 to \$0, leaving the exemption for qualified disabled veterans, noted below, intact. Consequently, Treasury made only \$1.3 million in payments to counties in FY 2009-10. Most recently SB 10-190 was enacted to continue the 2009 reduction into the 2010 and 2011 property tax years.

Referendum E, approved during the 2006 general election, allows the senior homestead exemption to be extended to veterans who have a service-connected disability that has been rated as 100% permanent, as well as their surviving spouses. This exemption was codified by revising the definitions in C.R.S. 39-3-202.

CoverColorado

This is a non-profit organization providing individual, major-medical health insurance to eligible Colorado residents who are denied access to health insurance due to preexisting chronic medical conditions. Prior to restructuring CoverColorado's funding during the 2008 legislative session, the transfers to CoverColorado from the principal and interest in the Unclaimed Property Trust Fund (UPTF) were projected to be approximately 52 percent of their total program expenses in FY 2008-09. Currently, CoverColorado receives 25% of its funding from the UPTF, 50% from insurance premiums paid by participants, and 25% from assessments on insurers. The amount of the annual subsidy from the UPTF is based upon a statutorily required actuarial analysis. The amount available for transfer to CoverColorado is determined after reserving an amount for future claims through the Unclaimed Property Division and for the operations of that program. In FY 2009-10, \$26.66 million was transferred to CoverColorado from the UPTF.

Highway User Tax Funds

The annual calculation, allocation and distribution of Highway User Tax Funds (HUTF) to Colorado counties and municipalities, and the Department of Transportation are responsibilities of the Treasury. Estimates for future HUTF disbursements are based on projections from the Legislative Council Office.

On March 2, 2009, the Funding Advancements for Surface Transportation and Economic Recovery (FASTER) bill was signed into law and codified at C.R.S. 43-4-801 et. seq. The legislation generates additional revenues for statewide transportation improvements. Revenues generated from the Road Safety Surcharge, Oversize/Overweight Surcharge, Rental Car Surcharges, and late vehicle registration fees are credited to the HUTF and distributed per statute to the Department of Transportation, counties, and municipalities.

Fire and Police Pension

Although previously suspended, in FY 2005-06, statute reinstated an annual payment to FPPA to subsidize the unfunded liability in its "Old Hire" pension plans. The General Assembly appropriated \$25.3 million in FY 2005-06 and \$34.8 million in both FY 2006-07 and FY 2007-08. Then, due to the State budget shortfall, C.R.S. 31-30.5-307 was revised, eliminating the annual contribution to FPPA for FY 2008-09 through FY 2010-11. The annual contribution was reinstated beginning in FY 2011-12; however, after discussions with the Governor's Office of State Planning and Budgeting, Treasury's Decision Item #1 for budget year FY 2011-12 requests the suspension of the FPPA payment for FY 2011-12 and FY 2012-13 due to the forecasted budget shortfalls in those years.

Other Programs

Charter School Intercept and Moral Obligation Program

C.R.S. 22-30.5-406 allows a charter school entitled to receive moneys from the State to request that the State Treasurer make direct payments of principal and interest on capital construction bonds on its behalf. The Treasury withholds the moneys needed to make these payments from the monthly equalization payments to the Charter Authorizer (the school district in which the charter school is located or the State Charter School Institute). The Treasurer will only perform an intercept for a charter school that receives sufficient state equalization money to cover the entire annual amount of the principal and interest payments. This program enhances the charter school's ability to obtain favorable financing terms on its bonds. As of September 30, 2010, Treasury had 50 participants in the intercept program.

In addition to this intercept program the Treasury oversees a complementary program: the "Moral Obligation Program." This program enhances the credit of a "qualified charter school." A qualified charter school is one that has obtained an investment grade credit assessment on a "stand alone" basis. The enhancement enables these qualified schools to obtain more favorable financing terms on their capital construction bonds. The program is funded from a separate source of moneys from which the Treasury would make bond payments in the case of a default by a charter school. C.R.S. 22-30.5-407 created the State Charter School Interest Savings Account within the State Charter School Debt Reserve Fund. Each qualified charter school allowed into this program annually pays ten basis points of the principal amount of bonds outstanding into this fund. At September 30, 2010, the fund had a balance of \$1.9 million. In the event that a default occurs that exhausts the balance in the fund, as well as the \$1 million appropriated in FY 2002-03 from the State Education Fund, the statute directs the Governor to notify the General Assembly so that it may consider whether to appropriate funds to pay off the bonds. This last element is the "moral obligation" aspect of the program. Failure by the State to make such an appropriation could have a substantial negative effect on the State's credit and almost certainly interfere with its ability to issue certificates of participation. The statutory cap of the outstanding par value of the bonds issued by charter schools under this program was legislatively increased from \$200 million to \$400 million in 2006. As of September 30, 2010, the outstanding par value of the bonds issued under the moral obligation program was \$388.3 million.

K-12 School District Intercept Program

The program created in C.R.S. 22-41-110 requires the Treasurer to make timely payments of principal and interest on school district bonds if the district is unable to do so. If the Treasurer makes such a payment, she shall recover the amount forwarded by withholding amounts from the school district's payments of the State's share of the district's total program funding and/or from school district property tax and specific ownership tax revenues. With this security in place, school districts across the State have been able to receive greatly enhanced ratings on their bond issues. The program, created in 1991, automatically covers all school districts except those which have expressly opted out of the program. Since the program's inception, Treasury has never made a bond payment on behalf of a school district. As of June 30, 2010, there were approximately 130 school districts participating and the outstanding par value of the bonds issued under the school district intercept program was approximately \$8.0 billion.

Higher Education Intercept Program

Based on the success of the State's school district intercept program explained above, in 2008 the legislature created a parallel program for revenue bonds issued by Colorado state-supported institutions of higher education, enacted as C.R.S. 23-5-139. In this program, the Treasurer is required to make timely payments of principal and interest on revenue bonds issued by qualified state-supported institutions of higher education if the institution is unable to do so. If the Treasurer makes such a payment, she shall recover the amount forwarded by withholding amounts from the institution's payments of the State's fee-for-service contract with the institution, from any other State support for the institution, and from any unpledged tuition moneys collected by the institution. With this security in place, the State's public institutions of higher education receive greatly enhanced ratings on their bond issues. Unlike the school district program, institution bonds must meet certain qualifications to be covered by the program: 1) at the time of issuance, the maximum total annual debt service payments of the revenue bond issue and any other bonds to which this section applies issued by the same institution are one hundred percent or less of the institution's prior year fee-for-service contract revenue; and 2) the institution must have pledged certain other institution revenues to the bond holders. As of September 1, 2010, there were seven institutions of higher education participating and the outstanding par value of the 13 bonds issued under the higher education intercept program was approximately \$467.9 million. Also, as of that date, the estimated present value savings from the program to the participating institutions of higher education was more than \$37.5 million.

Short-term Note Issuance

Due to the highly irregular flows of revenues into the state, Treasury issues short term tax and revenue anticipation notes. This financing provides funds to meet the state's liquidity needs in months when the state's general fund experiences a deficit. Interest on the notes and their costs of issuance are paid from investment earnings and premium. In July 2009, Treasury issued \$650 million in tax and revenue anticipation notes which matured in June 2010. A determination as to whether to issue future notes is dependent on the results of the November 2010 election because a proposed constitutional amendment may prohibit the issuance of such notes.

The Treasury also issues short term notes on behalf of the State of Colorado Education Loan Program to fund cash flow shortages in school districts. The repayment of these notes is from the property tax collections of the participating local school districts. As with the notes mentioned above, a determination as to whether to issue future notes is dependent on the results of the November 2010 election.

Higher Education Lease Purchase Agreements

In 2008, the General Assembly enacted C.R.S. 23-1-106.3 authorizing the Treasurer to execute lease purchase agreements on behalf of the State for certain capital projects at state-supported institutions of higher education as specified in HJR 08-1042. The legislation sets the term of maturity and maximum annual lease payment amounts. The repayment source for these transactions is the Higher Education Federal Mineral Lease Revenues Fund created in C.R.S. 23-19.9-102. C.R.S. 23-1-106.3 also specifies that the Treasurer will make an annual determination of the sufficiency of money in the Higher Education Federal Mineral Lease Revenues Fund for entering into additional lease purchase agreements in subsequent years. \$230.8 million in Certificates of Participation were issued on November 6, 2008. The proceeds of the certificates are being used to fund twelve projects at institutions of higher education from the legislative resolution (HJR 08-1042 projects 1-11 plus project 13).

Responding to historically low rates in the tax exempt market, a portion of the 2008 Certificates of Participation were restructured to realize both budgetary and present value savings. \$35.9 million of refunding higher education Certificates of Participation were issued in December 2009, which saved the state \$12.8 million over FY 2009-10 through FY 2011-12.

Building Excellent Schools Today (BEST) Lease Purchase Agreements

In 2008, HB 08-1335 (the BEST Act) was signed into law (codified as C.R.S. 22-43.7-101 et. seq.). This legislation authorizes the Treasurer to execute lease purchase agreements on behalf of the State for certain kindergarten through twelfth grade (K-12) public school capital projects. The legislation allows the Public School Capital Construction Assistance Board to recommend projects to be funded through these lease purchase agreements with annual lease payments that do not exceed, in total, \$20 million in FY 2008-09, \$40 million in FY 2009-10, \$60 million in FY 2010-11 and \$80 million in FY 2011-12 and any year thereafter. Of this amount, the State is responsible for funding lease payments not to exceed half the total. School districts, charter schools or Boards of Cooperative Educational Services (BOCES) provide "matching" amounts to make any additional lease payments up to the total. The Treasurer makes lease payments from the Public School Capital Construction Assistance Fund, which receives moneys from school trust lands and from the Colorado Lottery. \$87.1 million in Certificates of Participation Qualified School Construction Bonds were issued on August 12, 2009. On March 2, 2010 \$85.7 million Build America certificates and \$14 million tax exempt certificates were issued to fund the second round of awards recommended by the Assistance Board and approved by the State Board of Education. As of September 30, 2010, 67 school districts, 9 charter schools, 1 BOCES, and the Colorado School for the Deaf and Blind have been approved to receive BEST funding.

Critical Administration Performance Measures

Performance Measure	Outcome	FY 07-08 Actual	FY 08-09 Actual	FY 09-10 Actual
Income earned on all funds *	Benchmark	Meet Benchmark	Meet Benchmark	Meet Benchmark
	Actual	Exceeded Benchmark by 140 basis Points	Exceeded Benchmark by 220 basis Points	Exceeded Benchmark by 190 basis Points

* This is a weighted average calculation for the five Treasury-managed funds: Treasury Pool, Major Medical Insurance Fund, Public School Permanent Fund, State Education Fund, and Unclaimed Property Tourism Fund.

Key Administration Workload Indicators

Workload Indicators	FY 07-08 Actual	FY 08-09 Actual	FY 09-10 Actual
Number of Treasury Pool investment purchases / Average dollar amount per purchase	580 / \$29.1 million	508 / \$24.7 million	439 / \$29.3 million
Number of HUTF payments produced	3,895 EFT pymts / 24 warrants	3,937 EFT pymts / 24 warrants	3,947 EFT pymts / 27 warrants
Number of deferred property applications processed	379	391	526
Number of participants in charter intercept program (Number of these in "moral obligation" program)	41 (24)	47 (26)	49 (29)
Number of school districts participating in interest free loan program	19	22	27
Number of cash-related documents processed **	1,407,484	1,336,184	1,356,893
Number of checks encoded / Dollar amount of checks encoded	492,894 / \$640.5 million	436,864 / \$714.4 million	389,327 / \$722.3 million
Dollar amount of electronic deposits accounted for	\$20.4 billion	\$20.5 billion	\$22.8 billion

** Agencies with an interest-eligible fund are charged a transaction fee by Treasury based on the number of documents processed for that fund each year.

Significant Administration Accomplishments

To accelerate receipt of all funds coming into the Treasury Department

- 1.1.1 Continued to train other agency personnel on alternative cash concentration procedures such as the use of Internet based bank transfers to quickly and efficiently move money to the State's main operating account.
- 1.1.2 Continued to research and evaluate potential means to electronically transmit bank deposits seeking ones that meet the appropriate standards of accuracy, ease of use, and cost effectiveness.

To conservatively and safely invest the portfolios to preserve principal and consistently provide income

- 1.2.1 Earned \$179 million in interest income for all funds managed in FY 2009-10.
- 1.2.2 No investments in default or nonpaying status.
- 1.2.3 Exceeded the investment portfolio benchmark by 190 basis points.

To disburse funds efficiently

- 1.3.1 Maintained a timely process related to the applications for the senior property tax deferral program and the associated disbursements to the county treasurers.
- 1.3.2 Maintained a timely process related to intercepting bond payment funds from charter schools participating in the Charter Intercept Program and forwarding same to their chosen bank.

To provide efficient and timely cash flow monitoring

- 1.4.1 Successfully completed note issuances on behalf of school districts to meet their cash flow needs, while minimizing the program's cost to the state's General Fund.
- 1.4.2 Ensured that all outstanding interest free loans to school districts were repaid on time.
- 1.4.3 Maintained a timely process to transfer funds to CoverColorado from Unclaimed Property as required.
- 1.4.4 Maintained a timely process, with the assistance of the Department of Revenue, to transfer tobacco taxes collected under Amendment 35 to various State agencies.
- 1.4.5 Continued to maintain a database to monitor the general obligation bonds issued by school districts under the School District Intercept Program, C.R.S. 22-41-110.

To improve cash management and ensure adequate liquidity through better forecasting

- 1.5.1 Continued to refine cash flow forecasting methodology.
- 1.5.2 Continued to meet with the Office of State Planning and Budgeting (OSPB), the Department of Revenue and Legislative Council to ensure accurate cash flow information for legislature and credit rating agencies.
- 1.5.3 Cost effectively issued Tax Revenue Anticipation Notes to aid in cash flow management, sizing the issuance to minimize interest expense.

To improve banking services

- 1.6.1 Continued to evaluate banking services for improved reporting, cash management, and earnings on funds on deposit.

To better inform public of Treasury's Services and state finances

- 1.7.1 Continued to improve the Treasury Web site, originally redesigned in December 2007 to provide Colorado citizens with better access to State information.
- 1.7.2 Published fourth annual State Taxpayer Accountability Report.
- 1.7.3 Developed and launched the new "Tax Tracks" website, which provides detailed information about how state tax dollars are used on an individual or family basis.

To provide technical assistance to local governments

- 1.8.1 Continued to instruct local government finance officials on the State's master credit card agreement.

To efficiently and cost effectively manage the Lease Purchase agreements and associated Certificates of Participation (COPs) with which Treasury was statutorily charged. This includes taking advantage of movements in the capital markets that could produce savings.

- 1.9.1 In response to historically low rates in the tax exempt market, assembled team of financial advisors, attorneys and bankers, and coordinated a working group of State employees from Treasury, the Attorney General's Office, State Buildings, and the Controller's Office.
- 1.9.2 Coordinated with OSPB and legislators on the restructuring of the State of Colorado 2008 Higher Education Capital Construction Lease Purchase Financing Program COPs to realize both budgetary and present value savings.
- 1.9.3 Successfully managed the issuance of \$35.9 million of refunding higher education COPs, which saved the state \$12.8 million over FY 2009-10 through FY 2011-12.

To help develop and implement the Building Excellent Schools Today program

- 1.10.1 Refined and improved the process for constructing lease purchase financing for the program.
- 1.10.2 Successfully issued \$99.7 million of Certificates of Participation (COPs) in March 2010.
- 1.10.3 Successfully structured COPs to have \$85.7 million of the certificates designated as Build America Certificates, a bond type created by ARRA in which 35% of the interest is subsidized by the federal government, representing a significant cost savings to the state and the BEST program.

Critical Unclaimed Property Performance Measures

Performance Measure	FY 07-08 Actual	FY 08-09 Actual	FY 09-10 Actual
Total holder reports received (Number of these filed electronically)	7,982 (5,916)	8,588 (8,588)	8,781 (8,772)
Dollars returned to rightful owners	\$23.7 million	\$25.5 million	\$25.2 million

Key Unclaimed Property Workload Indicators

Workload Indicators	FY 07-08 Actual	FY 08-09 Actual	FY 09-10 Actual
Number of claims processed	12,953	18,248	18,377
Number of inquiries handled	>77,000	>137,000	Near 138,000
Number of letters mailed to owners	8,700	9,200	5,700
Number of businesses & reporting services notified	7,970	8,180	8,139
Safe deposit (SD) related items:			
• Number of SD items reported	2,043	2,354	1,858
• Number of SD items inventoried	1,801	979	750
• Number of SD items returned	1,542	122	1,449
• Number of SD items sold (amount received)	158 (\$35,866)	124 (\$22,908)	25 (\$6,130)

Significant Unclaimed Property Accomplishments

To communicate existence of Program more effectively to potential owners

1.1.1 Featured on the nationally-televised program Antiques Roadshow in April 2010. It was the first visit ever by the Roadshow to an Unclaimed Property Division.

1.1.2 Pursued an aggressive media program throughout the year to highlight the program.

1.1.3 Continued annual publication of unclaimed property holder names, significantly increasing submission of inquiries and claims by citizens. The April 18, 2010 publication was 44 pages in length and contained nearly 80,000 names. The names published were those added to the Unclaimed Property database during the previous year and are valued at \$50 or more.

To reduce the administrative burden on holders

1.2.1 Continued to make all forms and reporting instructions available on the Treasury website.

1.2.2 Continued to enforce the rule requiring all companies with 20 or more items to report to submit the report electronically.

To educate citizens and businesses about unclaimed property and the related responsibilities for compliance

1.3.1 Held six seminars and other outreach programs in Colorado Springs, Greeley, Ft Collins and the Denver metro area.

1.3.2 Continued efforts to identify and contact potential unclaimed property holders to inform them of requirements to report and the processes for doing so.

To meet additional statutory requirements

1.4.1 Actively supported legislation to ban hidden fees on gift cards to ensure they maintain their value over time. Also allows consumers to receive the balance of gift cards in cash when the balance is five dollars or less.

1.4.2 Initiated and completed a request-for-qualification for custodial and third-party audit services for the Unclaimed Property Division. One custodian and four third-party audit firms were selected to assist in safeguarding and collecting unclaimed property belonging to citizens of the State.

1.4.3 Continued to refine the unclaimed property intercept program pursuant to HB 05-1044 to capture unclaimed property owed to meet outstanding governmental debts.

1.4.4 Assisted other state agencies in implementing process for reporting and obtaining reimbursements.

Strategic Plan

The Treasury continues to focus on its prime mission - maximizing dollars available for state use. Most important is investment income, which is earned through prompt deposit and investment of state funds. Treasury has been able to expand its abilities to do thorough research on appropriate investments through advances in technology. Those advancements have allowed a limited number of full time staff to meet the ever more complex challenges of investing in what is an increasingly global marketplace.

Treasury also continues its focus on reuniting owners with their unclaimed property. The program continues to grow and to push new methods (both in terms of publication and in higher levels of automation) to find and identify owners, and to increase compliance with holders of unclaimed property throughout the state.

Additionally, the Treasurer's Office continues what it hopes will be a permanent greater focus on government transparency. Working with other departments since 2007, Treasury publishes an annual State Taxpayer Accountability Report that allows the average citizen access to the state budget, revenues, assets and liabilities. Treasury also developed "Tax Tracks" to let individual taxpayers see how much they spend on state services. The goal of greater accessibility and ease of access for information on how state taxpayer dollars are used extends to a technological overhaul of Treasury's website, with the ultimate goal of Treasury being able to serve as the source of information for the entire state on how taxpayer dollars are utilized.

Finally, the Treasurer's Office has taken on significant new responsibilities with the passage of SB 08-233, SB 08-245, HB 08-1335 and HB 09-1346 to manage or assist in the issuance of debt or certificates of participation by the state, other local governments or public issuers within the state. Through the Building Excellent Schools Today program Treasury has provided and will continue to provide financing through Certificates of Participation for K-12 capital construction projects throughout Colorado.

To achieve these objectives, Treasury requests continued funding of existing positions and programs.

Department of Treasury
Schedule 10
FY 2011-12 Budget Request

Priority	Number	Division	Request	FTE	Total Funds	General Fund	Cash Funds	Reappropriated Funds	Federal Funds
Decision Items									
1	1	Special Purpose	Suspend FPPA Payment for FY 2011-12 & FY 2012-13	0.0	(\$25,321,079)	(\$25,321,079)			
2	2	Unclaimed Property	Funding for Unclaimed Property Leased Office Space	0.0	\$1,733		\$1,733		
3	3	Administration	Change in Funding Mix (Cash Mgmt Transaction Fees)	0.0	\$0	(\$129,999)	\$129,999		
Total - Decision Items				0.0	(\$25,319,346)	(\$25,451,078)	\$131,732	\$0	\$0
Base Reduction Items									
Total - Base Reduction Items				0.0	\$0	\$0	\$0	\$0	\$0
Non-Prioritized Items									
	1	Administration	Statewide Risk Management Base Adjustment	0.0	\$735	\$735			
	2	Administration/Unclaimed Property	Statewide Printing Services Adjustment	0.0	\$118	\$60	\$58		
	3	Administration	Statewide GGCC Base Adjustment	0.0	\$97,822	\$97,822			
	4	Administration	Statewide CCLS Base Adjustment	0.0	\$3,791	\$3,791			
Total Non Prioritized Items				0.0	\$102,466	\$102,408	\$58	\$0	\$0
Grand Total				0.0	(\$25,216,880)	(\$25,348,670)	\$131,790	\$0	\$0

Schedule 13
Change Request for FY 2011-12 Budget Request Cycle

Decision Item FY 2011-12 Base Reduction Item FY 2011-12 Supplemental FY 2010-11 Budget Amendment FY 2011-12

Request Title: Suspend FPPA Payment for FY 2011-12 & FY 2012-13
Department: Treasury **Dept. Approval by:** **Date:** 10/19/2010
Priority Number: 1 **OSPB Approval:** **Date:**

		1	2	3	4	5	6	7	8	9	10
	Fund	Prior-Year Actual FY 2009-10	Appropriation FY 2010-11	Supplemental Request FY 2010-11	Total Revised Request FY 2010-11	Base Request FY 2011-12	Decision/ Base Reduction FY 2011-12	November 1 Request FY 2011-12	Budget Amendment FY 2011-12	Total Revised Request FY 2011-12	Change from Base (Column 5) FY 2012-13
Total of All Line Items	Total	0	0	0	0	25,321,079	(25,321,079)	0	0	0	(25,321,079)
	FTE	0.0	0.0	0.0	0.0	0.0	0.0	0.0	0.0	0.0	0.0
	GF	0	0	0	0	0	0	0	0	0	0
	GFE	0	0	0	0	25,321,079	(25,321,079)	0	0	0	(25,321,079)
	CF	0	0	0	0	0	0	0	0	0	0
	CFE/RF	0	0	0	0	0	0	0	0	0	0
	FF	0	0	0	0	0	0	0	0	0	0
(3) SPECIAL PURPOSE, Fire and Police Pension Association - Old Hire Plans	Total	0	0	0	0	25,321,079	(25,321,079)	0	0	0	(25,321,079)
	FTE	0.0	0.0	0.0	0.0	0.0	0.0	0.0	0.0	0.0	0.0
	GF	0	0	0	0	0	0	0	0	0	0
	GFE	0	0	0	0	25,321,079	(25,321,079)	0	0	0	(25,321,079)
	CF	0	0	0	0	0	0	0	0	0	0
	CFE/RF	0	0	0	0	0	0	0	0	0	0
	FF	0	0	0	0	0	0	0	0	0	0
	Total	0	0	0	0	0	0	0	0	0	0
	FTE	0.0	0.0	0.0	0.0	0.0	0.0	0.0	0.0	0.0	0.0
	GF	0	0	0	0	0	0	0	0	0	0
	GFE	0	0	0	0	0	0	0	0	0	0
	CF	0	0	0	0	0	0	0	0	0	0
	CFE/RF	0	0	0	0	0	0	0	0	0	0
	FF	0	0	0	0	0	0	0	0	0	0
	Total	0	0	0	0	0	0	0	0	0	0
	FTE	0.0	0.0	0.0	0.0	0.0	0.0	0.0	0.0	0.0	0.0
	GF	0	0	0	0	0	0	0	0	0	0
	GFE	0	0	0	0	0	0	0	0	0	0
	CF	0	0	0	0	0	0	0	0	0	0
	CFE/RF	0	0	0	0	0	0	0	0	0	0
	FF	0	0	0	0	0	0	0	0	0	0

Non-Line Item Request: None
Letternote Revised Text for FY 2010-11: None
Letternote Text Requested for FY 2011-12: None
Cash or Federal Fund Name and COFRS Fund Number:
Reappropriated Funds Source, by Department and Line Item Name:
Approval by OIT? Yes: No: N/A:
Schedule 13s from Affected Departments:

Schedule 13
Change Request for FY 2011-12 Budget Request Cycle

Decision Item FY 2011-12 Base Reduction Item FY 2011-12 Supplemental FY 2010-11 Budget Amendment FY 2011-12

Request Title: Funding for Unclaimed Property Leased Office Space
Department: Treasury **Dept. Approval by:** **Date:** 11/01/2010
Priority Number: 2 **OSPB Approval:** **Date:**

		1	2	3	4	5	6	7	8	9	10
	Fund	Prior-Year Actual FY 2009-10	Appropriation FY 2010-11	Supplemental Request FY 2010-11	Total Revised Request FY 2010-11	Base Request FY 2011-12	Decision/ Base Reduction FY 2011-12	November 1 Request FY 2011-12	Budget Amendment FY 2011-12	Total Revised Request FY 2011-12	Change from Base (Column 5) FY 2012-13
Total of All Line Items	Total	43,521	51,990	0	51,990	51,990	1,733	53,723	0	53,723	3,466
	FTE	0.0	0.0	0.0	0.0	0.0	0.0	0.0	0.0	0.0	0.0
	GF	0	0	0	0	0	0	0	0	0	0
	GFE	0	0	0	0	0	0	0	0	0	0
	CF	43,521	51,990	0	51,990	51,990	1,733	53,723	0	53,723	3,466
	CFE/RF	0	0	0	0	0	0	0	0	0	0
	FF	0	0	0	0	0	0	0	0	0	0
(2) UNCLAIMED PROPERTY, Leased Space	Total	43,521	51,990	0	51,990	51,990	1,733	53,723	0	53,723	3,466
	FTE	0.0	0.0	0.0	0.0	0.0	0.0	0.0	0.0	0.0	0.0
	GF	0	0	0	0	0	0	0	0	0	0
	GFE	0	0	0	0	0	0	0	0	0	0
	CF	43,521	51,990	0	51,990	51,990	1,733	53,723	0	53,723	3,466
	CFE/RF	0	0	0	0	0	0	0	0	0	0
	FF	0	0	0	0	0	0	0	0	0	0
	Total	0	0	0	0	0	0	0	0	0	0
	FTE	0.0	0.0	0.0	0.0	0.0	0.0	0.0	0.0	0.0	0.0
	GF	0	0	0	0	0	0	0	0	0	0
	GFE	0	0	0	0	0	0	0	0	0	0
	CF	0	0	0	0	0	0	0	0	0	0
	CFE/RF	0	0	0	0	0	0	0	0	0	0
	FF	0	0	0	0	0	0	0	0	0	0
	Total	0	0	0	0	0	0	0	0	0	0
	FTE	0.0	0.0	0.0	0.0	0.0	0.0	0.0	0.0	0.0	0.0
	GF	0	0	0	0	0	0	0	0	0	0
	GFE	0	0	0	0	0	0	0	0	0	0
	CF	0	0	0	0	0	0	0	0	0	0
	CFE/RF	0	0	0	0	0	0	0	0	0	0
	FF	0	0	0	0	0	0	0	0	0	0

Non-Line Item Request: None
Letternote Revised Text for FY 2010-11: None
Letternote Text Requested for FY 2011-12: None
Cash or Federal Fund Name and COFRS Fund Number: Unclaimed Property Trust Fund (827 WAA)
Reappropriated Funds Source, by Department and Line Item Name:
Approval by OIT? Yes: No: N/A:
Schedule 13s from Affected Departments:

CHANGE REQUEST for FY 2011-12 BUDGET REQUEST CYCLE

Department:	Treasury
Priority Number:	2
Change Request Title:	Funding for Unclaimed Property (UP) Leased Office Space

SELECT ONE (click on box):

- Decision Item FY 2011-12
- Base Reduction Item FY 2011-12
- Supplemental Request FY 2010-11
- Budget Request Amendment FY 2011-12

SELECT ONE (click on box):

Supplemental or Budget Request Amendment Criterion:

- Not a Supplemental or Budget Request Amendment
- An emergency
- A technical error which has a substantial effect on the operation of the program
- New data resulting in substantial changes in funding needs
- Unforeseen contingency such as a significant workload change

Short Summary of Request:

The Unclaimed Property Division (the Division) requires a new or renewed lease for office space.

General Description of Request:

The Division's current five year lease with the Logan Tower Partnership for 3,466 square feet of space at 1580 Logan Street expires June 30, 2011. This lease dated May 4, 2006 includes a renewal option to extend the term of the lease for two consecutive additional periods of three years each. Proximity to the State Capitol is an essential factor for the Division; the Division utilizes one of the vaults in Treasury's Administrative office in the State Capitol. Additionally, it is not unusual for members of the public to attempt to process claims at the State Capitol, and referral to a nearby office eases that process considerably for claimants. Although the final decision as to whether to renew the current lease will not be made until December 2010, recent discussions with the State's real estate broker lead the Department to believe that the base rents with the current lessor as stated for the first renewal period are consistent with what can be found in the current commercial market in the vicinity of the State Capitol. Therefore, the Division requests the necessary funding to renew its current lease for one three year period.

Consequences if Not Funded:

If not funded, the Department would need to find office space for the Division priced at the current annual allocation of \$51,990 which may result in a location outside of downtown Denver. The Division would also incur moving costs (five years ago, these costs were in the \$6,000 - \$7,000 range).

Calculations for Request:

Summary of Request FY 2011-12	Total Funds	General Fund	Cash Funds	Reappropriated Funds	Federal Funds	FTE
Total Request	1,733		1,733			0.0
Leased Space	1,733		1,733			0.0

Summary of Request FY 2012-13	Total Funds	General Fund	Cash Funds	Reappropriated Funds	Federal Funds	FTE
Total Request	3,466		3,466			0.0
Leased Space	3,466		3,466			0.0

See "Assumptions for Calculations" section on the following page for the annual base rent figures during the renewal period.

Cash Funds Projections:

Cash Fund Name	Cash Fund Number	FY 2009-10 Expenditures	FY 2009-10 End of Year Net Assets	FY 2010-11 End of Year Net Assets Estimate	FY 2011-12 End of Year Net Assets Estimate	FY 2012-13 End of Year Net Assets Estimate
UP Trust Fund	827 / 82A	77,690,550 *	37,477,677	35,606,351	24,804,964	722,377 **

NOTE: “Net Assets” equals Available Cash less the Reserve Amount necessary to pay anticipated claims; the reserve amount is projected to grow from \$66 million in FY 2009-10 to \$77 million in FY 2012-13.

* Includes \$1.7 million in costs to operate the program, a \$25 million cash transfer to the General Fund due to the budget shortfall, and \$26.7 million in statutory transfers to CoverColorado (as explained in the “CoverColorado” section on page 13 of this Budget Request)

** The transfers to CoverColorado are projected to grow to \$53.6 million by FY 2012-13; however, transfers to CoverColorado are scheduled to cease as of January 1, 2014.

Assumptions for Calculations:

The FY 2010-11 annual base rent allocation is \$51,990.

The renewal terms are as follows:

Lease Period	Annual Base Rent
07/01/11 – 06/30/12	\$53,723
07/01/12 – 06/30/13	\$55,456
07/01/13 – 06/30/14	\$57,189

**Schedule 13
Change Request for FY 2011-12 Budget Request Cycle**

Decision Item FY 2011-12 Base Reduction Item FY 2011-12 Supplemental FY 2010-11 Budget Amendment FY 2011-12

Request Title: Change in Funding Mix (Cash Mgmt Transaction Fees)
Department: Treasury **Dept. Approval by:** **Date:** 11/01/2010
Priority Number: 3 **OSPB Approval:** **Date:**

	Fund	1	2	3	4	5	6	7	8	9	10
		Prior-Year Actual FY 2009-10	Appropriation FY 2010-11	Supplemental Request FY 2010-11	Total Revised Request FY 2010-11	Base Request FY 2011-12	Decision/ Base Reduction FY 2011-12	November 1 Request FY 2011-12	Budget Amendment FY 2011-12	Total Revised Request FY 2011-12	Change from Base (Column 5) FY 2012-13
Total of All Line Items	Total	1,242,509	1,269,689	0	1,269,689	1,298,635	0	1,298,635	0	1,298,635	0
	FTE	0.0	0.0	0.0	0.0	0.0	0.0	0.0	0.0	0.0	0.0
	GF	245,183	446,732	0	446,732	475,678	(129,999)	345,679	0	345,679	(129,999)
	GFE	0	0	0	0	0	0	0	0	0	0
	CF	997,326	822,957	0	822,957	822,957	129,999	952,956	0	952,956	129,999
	CFE/RF	0	0	0	0	0	0	0	0	0	0
	FF	0	0	0	0	0	0	0	0	0	0
(1) ADMINISTRATION, Personal Services	Total	1,242,509	1,269,689	0	1,269,689	1,298,635	0	1,298,635	0	1,298,635	0
	FTE	0.0	0.0	0.0	0.0	0.0	0.0	0.0	0.0	0.0	0.0
	GF	245,183	446,732	0	446,732	475,678	(129,999)	345,679	0	345,679	(129,999)
	GFE	0	0	0	0	0	0	0	0	0	0
	CF	997,326	822,957	0	822,957	822,957	129,999	952,956	0	952,956	129,999
	CFE/RF	0	0	0	0	0	0	0	0	0	0
	FF	0	0	0	0	0	0	0	0	0	0
	Total	0	0	0	0	0	0	0	0	0	0
	FTE	0.0	0.0	0.0	0.0	0.0	0.0	0.0	0.0	0.0	0.0
	GF	0	0	0	0	0	0	0	0	0	0
	GFE	0	0	0	0	0	0	0	0	0	0
	CF	0	0	0	0	0	0	0	0	0	0
	CFE/RF	0	0	0	0	0	0	0	0	0	0
	FF	0	0	0	0	0	0	0	0	0	0
	Total	0	0	0	0	0	0	0	0	0	0
	FTE	0.0	0.0	0.0	0.0	0.0	0.0	0.0	0.0	0.0	0.0
	GF	0	0	0	0	0	0	0	0	0	0
	GFE	0	0	0	0	0	0	0	0	0	0
	CF	0	0	0	0	0	0	0	0	0	0
	CFE/RF	0	0	0	0	0	0	0	0	0	0
	FF	0	0	0	0	0	0	0	0	0	0

Non-Line Item Request: None
Letternote Revised Text for FY 2010-11: None
Letternote Text Requested for FY 2011-12: None
Cash or Federal Fund Name and COFRS Fund Number: Cash Management Transaction Fees (100 WAA)
Reappropriated Funds Source, by Department and Line Item Name:
Approval by OIT? Yes: No: N/A:
Schedule 13s from Affected Departments:

Schedule 13
Change Request for FY 2011-12 Budget Request Cycle

Decision Item FY 2011-12 Base Reduction Item FY 2011-12 Supplemental FY 2010-11 Budget Amendment FY 2011-12

Request Title: Statewide Risk Management Base Adjustment
Department: Treasury **Dept. Approval by:** **Date:** 11/01/2010
Priority Number: Non-prioritized **OSPB Approval:** **Date:**

		1	2	3	4	5	6	7	8	9	10
	Fund	Prior-Year Actual FY 2009-10	Appropriation FY 2010-11	Supplemental Request FY 2010-11	Total Revised Request FY 2010-11	Base Request FY 2011-12	Decision/ Base Reduction FY 2011-12	November 1 Request FY 2011-12	Budget Amendment FY 2011-12	Total Revised Request FY 2011-12	Change from Base (Column 5) FY 2012-13
Total of All Line Items	Total	2,208	1,452	0	1,452	1,452	735	2,187	0	2,187	735
	FTE	0.0	0.0	0.0	0.0	0.0	0.0	0.0	0.0	0.0	0.0
	GF	2,208	1,452	0	1,452	1,452	735	2,187	0	2,187	735
	GFE	0	0	0	0	0	0	0	0	0	0
	CF	0	0	0	0	0	0	0	0	0	0
	CFE/RF	0	0	0	0	0	0	0	0	0	0
	FF	0	0	0	0	0	0	0	0	0	0
(1) ADMINISTRATION, Workers' Compensation and Payment to Risk Management and Property Funds	Total	2,208	1,452	0	1,452	1,452	735	2,187	0	2,187	735
	FTE	0.0	0.0	0.0	0.0	0.0	0.0	0.0	0.0	0.0	0.0
	GF	2,208	1,452	0	1,452	1,452	735	2,187	0	2,187	735
	GFE	0	0	0	0	0	0	0	0	0	0
	CF	0	0	0	0	0	0	0	0	0	0
	CFE/RF	0	0	0	0	0	0	0	0	0	0
	FF	0	0	0	0	0	0	0	0	0	0
	Total	0	0	0	0	0	0	0	0	0	0
	FTE	0.0	0.0	0.0	0.0	0.0	0.0	0.0	0.0	0.0	0.0
	GF	0	0	0	0	0	0	0	0	0	0
	GFE	0	0	0	0	0	0	0	0	0	0
	CF	0	0	0	0	0	0	0	0	0	0
	CFE/RF	0	0	0	0	0	0	0	0	0	0
	FF	0	0	0	0	0	0	0	0	0	0
	Total	0	0	0	0	0	0	0	0	0	0
	FTE	0.0	0.0	0.0	0.0	0.0	0.0	0.0	0.0	0.0	0.0
	GF	0	0	0	0	0	0	0	0	0	0
	GFE	0	0	0	0	0	0	0	0	0	0
	CF	0	0	0	0	0	0	0	0	0	0
	CFE/RF	0	0	0	0	0	0	0	0	0	0
	FF	0	0	0	0	0	0	0	0	0	0

Non-Line Item Request: None
Letternote Revised Text for FY 2010-11: None
Letternote Text Requested for FY 2011-12: None
Cash or Federal Fund Name and COFRS Fund Number:
Reappropriated Funds Source, by Department and Line Item Name:
Approval by OIT? Yes: No: N/A:
Schedule 13s from Affected Departments:

Schedule 13
Change Request for FY 2011-12 Budget Request Cycle

Decision Item FY 2011-12 Base Reduction Item FY 2011-12 Supplemental FY 2010-11 Budget Amendment FY 2011-12

Request Title: Statewide Printing Services Adjustment
Department: Treasury **Dept. Approval by:** **Date:** 11/01/2010
Priority Number: Non-prioritized **OSPB Approval:** **Date:**

		1	2	3	4	5	6	7	8	9	10
	Fund	Prior-Year Actual FY 2009-10	Appropriation FY 2010-11	Supplemental Request FY 2010-11	Total Revised Request FY 2010-11	Base Request FY 2011-12	Decision/Base Reduction FY 2011-12	November 1 Request FY 2011-12	Budget Amendment FY 2011-12	Total Revised Request FY 2011-12	Change from Base (Column 5) FY 2012-13
Total of All Line Items	Total	255,474	319,718	0	319,718	320,518	118	320,636	0	320,636	118
	FTE	0.0	0.0	0.0	0.0	0.0	0.0	0.0	0.0	0.0	0.0
	GF	140,420	197,849	0	197,849	198,649	60	198,709	0	198,709	60
	GFE	0	0	0	0	0	0	0	0	0	0
	CF	115,054	121,869	0	121,869	121,869	58	121,927	0	121,927	58
	CFE/RF	0	0	0	0	0	0	0	0	0	0
	FF	0	0	0	0	0	0	0	0	0	0
(1) ADMINISTRATION, Operating Expenses	Total	146,629	197,849	0	197,849	198,649	60	198,709	0	198,709	60
	FTE	0.0	0.0	0.0	0.0	0.0	0.0	0.0	0.0	0.0	0.0
	GF	140,420	197,849	0	197,849	198,649	60	198,709	0	198,709	60
	GFE	0	0	0	0	0	0	0	0	0	0
	CF	6,209	0	0	0	0	0	0	0	0	0
	CFE/RF	0	0	0	0	0	0	0	0	0	0
	FF	0	0	0	0	0	0	0	0	0	0
(2) UNCLAIMED PROPERTY, Operating Expenses	Total	108,845	121,869	0	121,869	121,869	58	121,927	0	121,927	58
	FTE	0.0	0.0	0.0	0.0	0.0	0.0	0.0	0.0	0.0	0.0
	GF	0	0	0	0	0	0	0	0	0	0
	GFE	0	0	0	0	0	0	0	0	0	0
	CF	108,845	121,869	0	121,869	121,869	58	121,927	0	121,927	58
	CFE/RF	0	0	0	0	0	0	0	0	0	0
	FF	0	0	0	0	0	0	0	0	0	0
	Total	0	0	0	0	0	0	0	0	0	0
	FTE	0.0	0.0	0.0	0.0	0.0	0.0	0.0	0.0	0.0	0.0
	GF	0	0	0	0	0	0	0	0	0	0
	GFE	0	0	0	0	0	0	0	0	0	0
	CF	0	0	0	0	0	0	0	0	0	0
	CFE/RF	0	0	0	0	0	0	0	0	0	0
	FF	0	0	0	0	0	0	0	0	0	0

Non-Line Item Request: None
Letternote Revised Text for FY 2010-11: None
Letternote Text Requested for FY 2011-12: None
Cash or Federal Fund Name and COFRS Fund Number: Unclaimed Property Trust Fund (827 WAA)
Reappropriated Funds Source, by Department and Line Item Name:
Approval by OIT? Yes: No: N/A:
Schedule 13s from Affected Departments:

Schedule 13
Change Request for FY 2011-12 Budget Request Cycle

Decision Item FY 2011-12 Base Reduction Item FY 2011-12 Supplemental FY 2010-11 Budget Amendment FY 2011-12

Request Title: GGCC Base Adjustment
 Department: Treasury Dept. Approval by: Date: 11/01/2010
 Priority Number: Non-prioritized OSPB Approval: Date:

		1	2	3	4	5	6	7	8	9	10
	Fund	Prior-Year Actual FY 2009-10	Appropriation FY 2010-11	Supplemental Request FY 2010-11	Total Revised Request FY 2010-11	Base Request FY 2011-12	Decision/ Base Reduction FY 2011-12	November 1 Request FY 2011-12	Budget Amendment FY 2011-12	Total Revised Request FY 2011-12	Change from Base (Column 5) FY 2012-13
Total of All Line Items	Total	21,767	3,811	0	3,811	3,811	97,822	101,633	0	101,633	97,822
	FTE	0.0	0.0	0.0	0.0	0.0	0.0	0.0	0.0	0.0	0.0
	GF	21,767	3,811	0	3,811	3,811	97,822	101,633	0	101,633	97,822
	GFE	0	0	0	0	0	0	0	0	0	0
	CF	0	0	0	0	0	0	0	0	0	0
	CFE/RF	0	0	0	0	0	0	0	0	0	0
	FF	0	0	0	0	0	0	0	0	0	0
(1) ADMINISTRATION, Purchase of Services from Computer Center	Total	21,767	3,811	0	3,811	3,811	97,822	101,633	0	101,633	97,822
	FTE	0.0	0.0	0.0	0.0	0.0	0.0	0.0	0.0	0.0	0.0
	GF	21,767	3,811	0	3,811	3,811	97,822	101,633	0	101,633	97,822
	GFE	0	0	0	0	0	0	0	0	0	0
	CF	0	0	0	0	0	0	0	0	0	0
	CFE/RF	0	0	0	0	0	0	0	0	0	0
	FF	0	0	0	0	0	0	0	0	0	0
	Total	0	0	0	0	0	0	0	0	0	0
	FTE	0.0	0.0	0.0	0.0	0.0	0.0	0.0	0.0	0.0	0.0
	GF	0	0	0	0	0	0	0	0	0	0
	GFE	0	0	0	0	0	0	0	0	0	0
	CF	0	0	0	0	0	0	0	0	0	0
	CFE/RF	0	0	0	0	0	0	0	0	0	0
	FF	0	0	0	0	0	0	0	0	0	0
	Total	0	0	0	0	0	0	0	0	0	0
	FTE	0.0	0.0	0.0	0.0	0.0	0.0	0.0	0.0	0.0	0.0
	GF	0	0	0	0	0	0	0	0	0	0
	GFE	0	0	0	0	0	0	0	0	0	0
	CF	0	0	0	0	0	0	0	0	0	0
	CFE/RF	0	0	0	0	0	0	0	0	0	0
	FF	0	0	0	0	0	0	0	0	0	0

Non-Line Item Request: None
 Letternote Revised Text for FY 2010-11: None
 Letternote Text Requested for FY 2011-12: None
 Cash or Federal Fund Name and COFRS Fund Number:
 Reappropriated Funds Source, by Department and Line Item Name:
 Approval by OIT? Yes: No: N/A:
 Schedule 13s from Affected Departments:

Schedule 13
Change Request for FY 2011-12 Budget Request Cycle

Decision Item FY 2011-12 Base Reduction Item FY 2011-12 Supplemental FY 2010-11 Budget Amendment FY 2011-12

Request Title: CCLS Base Adjustment
 Department: Treasury Dept. Approval by: Date: 11/01/2010
 Priority Number: Non-prioritized OSPB Approval: Date:

		1	2	3	4	5	6	7	8	9	10
	Fund	Prior-Year Actual FY 2009-10	Appropriation FY 2010-11	Supplemental Request FY 2010-11	Total Revised Request FY 2010-11	Base Request FY 2011-12	Decision/ Base Reduction FY 2011-12	November 1 Request FY 2011-12	Budget Amendment FY 2011-12	Total Revised Request FY 2011-12	Change from Base (Column 5) FY 2012-13
Total of All Line Items	Total	54,954	53,949	0	53,949	53,949	3,791	57,740	0	57,740	3,791
	FTE	0.0	0.0	0.0	0.0	0.0	0.0	0.0	0.0	0.0	0.0
	GF	54,954	53,949	0	53,949	53,949	3,791	57,740	0	57,740	3,791
	GFE	0	0	0	0	0	0	0	0	0	0
	CF	0	0	0	0	0	0	0	0	0	0
	CFE/RF	0	0	0	0	0	0	0	0	0	0
	FF	0	0	0	0	0	0	0	0	0	0
(1) ADMINISTRATION, Capitol Complex Leased Space	Total	54,954	53,949	0	53,949	53,949	3,791	57,740	0	57,740	3,791
	FTE	0.0	0.0	0.0	0.0	0.0	0.0	0.0	0.0	0.0	0.0
	GF	54,954	53,949	0	53,949	53,949	3,791	57,740	0	57,740	3,791
	GFE	0	0	0	0	0	0	0	0	0	0
	CF	0	0	0	0	0	0	0	0	0	0
	CFE/RF	0	0	0	0	0	0	0	0	0	0
	FF	0	0	0	0	0	0	0	0	0	0
	Total	0	0	0	0	0	0	0	0	0	0
	FTE	0.0	0.0	0.0	0.0	0.0	0.0	0.0	0.0	0.0	0.0
	GF	0	0	0	0	0	0	0	0	0	0
	GFE	0	0	0	0	0	0	0	0	0	0
	CF	0	0	0	0	0	0	0	0	0	0
	CFE/RF	0	0	0	0	0	0	0	0	0	0
	FF	0	0	0	0	0	0	0	0	0	0
	Total	0	0	0	0	0	0	0	0	0	0
	FTE	0.0	0.0	0.0	0.0	0.0	0.0	0.0	0.0	0.0	0.0
	GF	0	0	0	0	0	0	0	0	0	0
	GFE	0	0	0	0	0	0	0	0	0	0
	CF	0	0	0	0	0	0	0	0	0	0
	CFE/RF	0	0	0	0	0	0	0	0	0	0
	FF	0	0	0	0	0	0	0	0	0	0

Non-Line Item Request: None
 Letternote Revised Text for FY 2010-11: None
 Letternote Text Requested for FY 2011-12: None
 Cash or Federal Fund Name and COFRS Fund Number:
 Reappropriated Funds Source, by Department and Line Item Name:
 Approval by OIT? Yes: No: N/A:
 Schedule 13s from Affected Departments:

Line Item Descriptions FY 2011-12 Budget Request

(1) ADMINISTRATION	36
<u>PERSONAL SERVICES</u>	36
<u>HEALTH, LIFE, AND DENTAL</u>	36
<u>SHORT-TERM DISABILITY</u>	37
<u>S.B. 04-257 AMORTIZATION EQUALIZATION DISBURSEMENT</u>	37
<u>S.B. 06-235 SUPPLEMENTAL AMORTIZATION EQUALIZATION DISBURSEMENT</u>	37
<u>SALARY SURVEY AND SENIOR EXECUTIVE SERVICE</u>	38
<u>PERFORMANCE-BASED PAY AWARDS</u>	38
<u>WORKERS' COMPENSATION AND PAYMENT TO RISK MANAGEMENT AND PROPERTY FUNDS</u>	38
<u>OPERATING EXPENSES</u>	39
<u>INFORMATION TECHNOLOGY ASSET MAINTENANCE</u>	39
<u>LEGAL SERVICES FOR 575 HOURS</u>	39
<u>PURCHASE OF SERVICES FROM COMPUTER CENTER</u>	40
<u>CAPITOL COMPLEX LEASED SPACE</u>	40
<u>CHARTER SCHOOL FACILITIES FINANCING SERVICES</u>	40
<u>DISCRETIONARY FUND</u>	40
(2) UNCLAIMED PROPERTY PROGRAM	41
<u>PERSONAL SERVICES</u>	41
<u>OPERATING EXPENSES</u>	41
<u>PROMOTION AND CORRESPONDENCE</u>	42
<u>LEASED SPACE</u>	42
<u>CONTRACT AUDITOR SERVICES</u>	42
(3) SPECIAL PURPOSE	43
<u>SENIOR CITIZEN AND DISABLED VETERAN PROPERTY TAX EXEMPTION</u>	43
<u>COVER COLORADO</u>	43
<u>FIRE AND POLICE PENSION ASSOCIATION (FPPA) – OLD HIRE PLANS</u>	44
<u>HIGHWAY USERS TAX FUND – COUNTY PAYMENTS</u>	44
<u>HIGHWAY USERS TAX FUND –MUNICIPALITY PAYMENTS</u>	44

(1) ADMINISTRATION

PERSONAL SERVICES

Pursuant to the “State Personnel System Act,” C.R.S. 24-50-101 et. seq., this line item reflects the division’s appropriation for the following:

- Salaries and wages paid to employees, whether full-time, part-time, temporary, or contract (including leaves);
- The employer’s contribution to the public employees’ retirement association (C.R.S. 24-51-401); and
- As mandated by federal law, the employer’s share of Medicare tax paid on behalf of employees hired after March 31, 1986.

For FY 2010-11, the Administration Division of Treasury is appropriated 16 full-time equivalent (FTE) employees, as it has been for over 30 years. As part of the January 2009 10% budget reduction proposal, beginning in FY 2009-10, a portion of the salaries paid to the Treasurer, Deputy Treasurer, and one accounting technician is paid by the Unclaimed Property (UP) Division. For FY 2008-09, the Administration Division was granted a \$14,781 increase in personal service dollars related to the Transparency Initiative (Decision Item #1 in the FY 2008-09 Budget Request). For FY 2011-12, Treasury requests the continuation of the existing positions.

HEALTH, LIFE, AND DENTAL

Pursuant to the “State Employees Group Benefits Act,” C.R.S. 24-50-601 et. seq., this line item reflects the department’s appropriation for the employer’s share of its employees’ health, life, and dental insurance, part of a “total compensation” package as defined in C.R.S. 24-50-104. This appropriation is based on rates provided by the Department of Personnel and Administration (DPA) each year. Treasury was granted an increase to this line item in FY 2009-10 related to the 2.0 FTE added to the UP Division under Decision Item #2 of the FY 2009-10 Budget Request. Similarly, Treasury was granted an increase to this line item in FY 2008-09 related to the 3.5 FTE added to the UP Division under Decision Items #4 and #5 of the FY 2008-09 Budget Request. (See the UP Personal Services line item discussion for additional details.)

SHORT-TERM DISABILITY

Pursuant to the “State Employees Group Benefits Act,” C.R.S. 24-50-601 et. seq., this line item reflects the department’s appropriation for the cost of providing its employees’ with a short-term disability plan. The State currently covers 100% of the premium costs. This rate is provided annually by DPA. For FY 2010-11, this common policy appropriation was calculated at 0.17% of base salaries; for FY 2009-10, it was 0.155%; and for FY 2008-09, it was 0.13%. For FY 2011-12, this common policy appropriation is calculated at 0.177% of base salaries.

S.B. 04-257 AMORTIZATION EQUALIZATION DISBURSEMENT

Pursuant to C.R.S. 24-51-411, this line item reflects the department’s appropriation to make an additional disbursement to the public employees’ retirement association beginning January 1, 2006. For FY 2010-11, this common policy appropriation was calculated at an effective rate of 2.4% of base salaries; for FY 2009-10, it was 2.0%; and for FY 2008-09, it was 1.60%. Treasury was granted an increase to this line item in FY 2009-10 related to the 2.0 FTE added to the UP Division under Decision Item #2 of the FY 2009-10 Budget Request. Similarly, Treasury was granted an increase to this line item related to the 3.5 FTE added to the UP Division under Decision Items #4 and #5 of the FY 2008-09 Budget Request. (See the UP Personal Services line item discussion for additional details.) For FY 2011-12, this common policy appropriation is calculated at an effective rate of 2.8% of base salaries.

S.B. 06-235 SUPPLEMENTAL AMORTIZATION EQUALIZATION DISBURSEMENT

Pursuant to C.R.S. 24-51-411, this line item reflects the department’s appropriation to make a supplemental disbursement to the public employees’ retirement association beginning January 1, 2008. For FY 2010-11, this common policy appropriation was calculated at an effective rate of 1.75% of base salaries; for FY 2009-10, it was 1.25%; and for FY 2008-09, it was .75%. Treasury was granted an increase to this line item in FY 2009-10 related to the 2.0 FTE added to the UP Division under Decision Item #2 of the FY 2009-10 Budget Request. Similarly, Treasury was granted an increase to this line item related to the 3.5 FTE added to the UP Division under Decision Items #4 and #5 of the FY 2008-09 Budget Request. (See the UP Personal Services line item discussion for additional details.) For FY 2011-12, this common policy appropriation is calculated at 2.25% of base salaries.

Line Item Descriptions FY 2011-12 Budget Request

SALARY SURVEY AND SENIOR EXECUTIVE SERVICE

Pursuant to C.R.S. 24-50-104, this line item reflects the department's appropriation to increase annual salaries to remain competitive with public and private employment as determined by the State's personnel director. No increases were approved for FY 2009-10 or FY 2010-11; and no increases are being requested for FY 2011-12.

PERFORMANCE-BASED PAY AWARDS

Pursuant to C.R.S. 24-50-104, this line item reflects the department's appropriation to provide performance awards as determined by the State's personnel director and relating to the annual employee performance evaluations. No increases were approved for FY 2009-10 or FY 2010-11; and no increases are being requested for FY 2011-12.

WORKERS' COMPENSATION AND PAYMENT TO RISK MANAGEMENT AND PROPERTY FUNDS

This line item reflects the department's common policy appropriation for its share of the statewide insurance costs as determined by DPA and the Office of State Planning & Budgeting (OSPB).

OPERATING EXPENSES

This line item reflects the department's appropriation for certain expenses relating to the daily operations of the Administration Division. These expenses include, but are not limited to, the leasing of terminals and software for the investment officers, telephones, postage, printing, dues and subscriptions, and travel. The FY 2010-11 appropriation is relatively unchanged from FY 2009-10. During the budget process for FY 2009-10, Treasury was granted an increase to this line item of \$190 related to mail services and \$4,000 spread out over five years for the National Association of State Treasurers annual dues. Then, due to the General Fund shortfall, this line item was reduced by \$41,591 in a January 2009 10% budget reduction proposal; and it was further reduced by \$28,012 in a January 2010 supplemental. During the budget process for FY 2008-09, Treasury was granted an increase to this line item of \$158,821 related to the Transparency Initiative, BondEdge investment software, Cyber Security, and Bloomberg price increases (Decision Items #1 and #3 and Budget Amendments #1 and #2 of the FY 2008-09 Budget Request). However, due to the General Fund shortfall, Treasury reduced this increased amount just for FY 2008-09 by \$25,792 through a supplemental. The FY 2011-12 request includes a \$60 Statewide Non-Prioritized Item (#2) related to printing services.

INFORMATION TECHNOLOGY ASSET MAINTENANCE

This line item reflects the department's appropriation for maintaining and upgrading its information technology hardware and software (including computers and printers) based on standard replacement cycles of four years for desktops, three years for laptops, and five years for printers. The appropriations for FY 2008-09 through FY 2010-11 were the same; and the FY 2011-12 request is for the continuation of that appropriation.

LEGAL SERVICES FOR 575 HOURS

This line item reflects the department's appropriation for fees paid to the Department of Law for counsel and representation of the Treasurer's Office, including the UP Program. The calculation multiplies the number of hours appropriated to Treasury (575 hours) times the common policy blended attorney/paralegal rate per hour as determined by DPA. The FY 2010-11 appropriation was based on a blended rate of \$73.37, the FY 2009-10 was based on a blended rate of \$75.38; and the FY 2008-09 was based on a rate of \$75.10. The FY 2011-12 request is based on a blended rate of \$73.50 rate per instructions from OSPB.

PURCHASE OF SERVICES FROM COMPUTER CENTER

This line item reflects the department's common policy appropriation for the costs associated with statewide computer services provided by the Governor's Office of Information Technology.

CAPITOL COMPLEX LEASED SPACE

The Administration Division of Treasury occupies 4,379 square feet of space in the State Capitol; and this line item reflects the department's common policy appropriation for the cost of maintaining the space as determined by DPA.

CHARTER SCHOOL FACILITIES FINANCING SERVICES

HB 02-1349 created the "Charter School Capital Facilities Financing Act," C.R.S. 22-30.5-401 et. seq.. Section 406 of the Act provides for the direct payment of charter school bonds by the state treasurer for the purpose of enhancing the charter school's ability to obtain more favorable financing terms; and subsection (c) of the section provides the state treasurer with the authority to withhold administrative costs from the payments made by the Department of Education to the chartering district or the state charter school institute. This subsection also continuously appropriates the funds withheld to the state treasurer; and, therefore, this line item reflects that appropriation. The appropriation has been \$5,000 since inception in FY 2004-05; and Treasury is requesting the continuation of that appropriation for FY 2011-12.

DISCRETIONARY FUND

This line item reflects the treasurer's annual appropriation as an elected state official pursuant to C.R.S. 24-9-105.

(2) UNCLAIMED PROPERTY PROGRAM

PERSONAL SERVICES

Pursuant to the “State Personnel System Act,” C.R.S. 24-50-101 et. seq., this line item reflects the division’s appropriation for the following:

- Salaries and wages paid to employees, whether full-time, part-time, temporary, or contract (including leaves);
- The employer’s contribution to the public employees’ retirement association (C.R.S. 24-51-401); and
- As mandated by federal law, the employer’s share of Medicare tax paid on behalf of employees hired after March 31, 1986.

For FY 2010-11, the UP Division of Treasury is appropriated 15.5 FTE, the same as in FY 2009-10. The 2.5 FTE increase in FY 2009-10 was the result of Decision Item #2 in the FY 2009-10 Budget Request; and the 3.5 FTE increase in FY 2008-09 was the result of Decision Items #4 and #5 in the FY 2008-09 Budget Request and the recommendation of the Joint Budget Committee (JBC) staff in their figure setting document dated February 6, 2008. The additional FTE were granted to add an audit intern to the division and to convert 4.5 year-round, contract employees to State employees. The division continues to utilize contract workers as the volume of claims dictates and as determined by the Program Director.

OPERATING EXPENSES

This line item reflects the department’s appropriation for certain expenses relating to the daily operations of the Unclaimed Property Division. These expenses include, but are not limited to, telephones, postage, printing, dues and subscriptions, and travel. The FY 2010-11 appropriation is relatively unchanged from FY 2009-10, receiving a \$281 increase related to a statewide change in mail services. For FY 2009-10, the division was also granted an increase to this line item of \$977 related to mail services. For FY 2008-09, the division was granted an increase to this line item of \$4,194 related to the addition of an audit intern to the staff (Decision Item #4 of the FY 2008-09 Budget Request). The FY 2011-12 request includes a \$58 Statewide Non-Prioritized Item (#2) related to printing services.

PROMOTION AND CORRESPONDENCE

Pursuant to C.R.S. 38-13-111 (7), the state treasurer, as administrator of the unclaimed property program, can expend up to two percent of the previous year's paid claims for publication and correspondence to promote the program.

This line item reflects the division's appropriation for the costs associated with notifying owners of lost or forgotten assets held in trust by the State, which includes the publishing of an annual list of unclaimed property owners. Prior to FY 2006-07, these expenditures were listed under "Operating Expenses." The FY 2008-09 appropriation continued the prior year appropriation; however, the FY 2009-10 appropriation was increased under Decision Item #1 of the FY 2009-10 Budget Request. For FY 2010-11 the appropriation was held constant at \$200,000; and Treasury is requesting the continuation of that appropriation for FY 2011-12.

LEASED SPACE

This line reflects the division's appropriation for rental payments on office space (3,466 square feet) in Logan Tower at 1580 Logan St., Denver. The current lease agreement is a five year lease expiring on June 30, 2011. The lease dated May 4, 2006 includes a renewal option to extend the term of the lease for two consecutive additional periods of three years each. The Department's Decision Item #2 requests funding to renew the current lease for one three year period. Based on the terms of the lease agreement, the FY 2010-11 appropriation is \$51,990; and the FY 2011-12 request is \$53,723.

CONTRACT AUDITOR SERVICES

To extend the reach of the division's audit efforts and recover additional property for Colorado citizens, the division is currently contracting with four, third-party auditing firms. Therefore, this line reflects the appropriation for the fees charged by these contracted audit firms. The fees are charged on a contingency basis ranging from 10.25% to 12.00% of the value of the property identified for Colorado citizens. HB 09-1301, codified at C.R.S. 38-13-116.5 (2) (b), established a continuous appropriation from the Unclaimed Property Trust Fund to pay these fees.

(3) SPECIAL PURPOSE

SENIOR CITIZEN AND DISABLED VETERAN PROPERTY TAX EXEMPTION

This informational line item reflects the department's appropriation to reimburse local governments for the property taxes lost due to the property tax exemption as discussed in C.R.S. 39-3-201 et. seq. The original exemption of 50% of the first \$200,000 of value, authorized in Section 3.5 of Article X of the State Constitution, was approved in 2000. However, for FY 2003-04 through FY 2005-06, no appropriation was made by the General Assembly. The appropriation was re-established in FY 2006-07. Although originally available only to qualifying senior citizens, HB 07-1251 implemented a constitutional change to extend the exemption to veterans who were 100% permanently disabled during service. SB 09-276 reduced the FY 2009-10 appropriation of \$91.4 million to just \$1 million, suspending the exemption to qualifying senior citizens while leaving the exemption for qualified disabled veterans intact. SB 10-190 continued the suspension of the exemption to qualifying senior citizens through FY 2011-12. The FY 2011-12 request is based on the September 2010 economic and revenue forecast prepared by Legislative Council.

COVER COLORADO

This informational line item reflects the department's appropriation to subsidize the operations of the CoverColorado program. Since January 1, 2009, 25% of CoverColorado's total program's expenses are funded from the Unclaimed Property Trust Fund. See C.R.S. 10-8-530 for a complete explanation of the program funding. The appropriation is an estimate based on projections of program costs provided by CoverColorado.

FIRE AND POLICE PENSION ASSOCIATION (FPPA) – OLD HIRE PLANS

This informational line item reflects the department's continuous appropriation to make the annual transfer mandated by C.R.S. 31-30.5-307. Current law, changed by SB 09-227, has payments suspended for FY 2008-09 through FY 2010-11. Then beginning in FY 2011-12, it requires the State to contribute \$25.3 million per year through FY 2014-15 or until the old hire plans are fully funded, whichever comes first. However, after discussions with the Governor's Office of State Planning and Budgeting, this FY 2011-12 Budget Request includes a Decision Item (#1) proposing the suspension of the FPPA payment for FY 2011-12 and FY 2012-13 due to the forecasted budget shortfalls in those years.

HIGHWAY USERS TAX FUND – COUNTY PAYMENTS

This informational line item reflects the department's appropriation to make monthly distributions of highway users tax funds to counties per C.R.S 43-4-201 et. seq. The appropriation is an estimate based on Legislative Council staff's most current economic and revenue forecast. For each fiscal year's final appropriation, the most current forecast is the March edition; however, the FY 2011-12 request is based on the September 2010 edition.

HIGHWAY USERS TAX FUND –MUNICIPALITY PAYMENTS

This informational line item reflects the department's appropriation to make monthly distributions of highway users tax funds to cities per C.R.S 43-4-201 et. seq. The appropriation is an estimate based on Legislative Council staff's most current revenue forecast. For each fiscal year's final appropriation, the most current forecast is the March edition; however, the FY 2011-12 request is based on the September 2010 edition.

DEPARTMENT OF TREASURY

FY 2011-12 RECONCILIATION OF DEPARTMENT REQUEST

Long Bill Line Item	Total Funds	FTE	General Fund	General Fund Exempt	Cash Funds	Reappropriated Funds	HUTF	Federal Funds	Medicaid Cash Funds	Medicaid General Fund	Net General Fund
(1) ADMINISTRATION											
Personal Services											
FY 2010-11 Long Bill Appropriation (HB 10-1376)	\$1,269,689	16.0	\$446,732	\$0	\$822,957	\$0	\$0	\$0	\$0	\$0	\$446,732
SB 10-____ Special Bill FY 10-11 Appropriation	\$0	0.0	\$0	\$0	\$0	\$0	\$0	\$0	\$0	\$0	\$0
HB 10-____ Special Bill FY 10-11 Appropriation	\$0	0.0	\$0	\$0	\$0	\$0	\$0	\$0	\$0	\$0	\$0
FY 2010-11 Total Appropriation	\$1,269,689	16.0	\$446,732	\$0	\$822,957	\$0	\$0	\$0	\$0	\$0	\$446,732
SB 10-XXX Annualization "Title of Legislation"	\$0	0.0	\$0	\$0	\$0	\$0	\$0	\$0	\$0	\$0	\$0
HB 10-XXX Annualization "Title of Legislation"	\$0	0.0	\$0	\$0	\$0	\$0	\$0	\$0	\$0	\$0	\$0
Annualization of FY 2010-11 DI#: "Title of Decision Item"	\$0	0.0	\$0	\$0	\$0	\$0	\$0	\$0	\$0	\$0	\$0
Annualization of FY 2010-11 BRI#: "Title of Base Reduction Item"	\$0	0.0	\$0	\$0	\$0	\$0	\$0	\$0	\$0	\$0	\$0
Annualization of FY 2010-11 BA#: "Title of Budget Amendment"	\$0	0.0	\$0	\$0	\$0	\$0	\$0	\$0	\$0	\$0	\$0
Reversal of Statewide FY 2010-11 2.5% PERA Contribution Shift	\$28,946	0.0	\$28,946	\$0	\$0	\$0	\$0	\$0	\$0	\$0	\$28,946
FY 2011-12 Base Request	\$1,298,635	16.0	\$475,678	\$0	\$822,957	\$0	\$0	\$0	\$0	\$0	\$475,678
FY 2011-12 DI#3: Change in Funding Mix	\$0	0.0	(\$129,999)	\$0	\$129,999	\$0	\$0	\$0	\$0	\$0	(\$129,999)
FY 2011-12 November 1 Request	\$1,298,635	16.0	\$345,679	\$0	\$952,956	\$0	\$0	\$0	\$0	\$0	\$345,679
Health, Life, and Dental											
FY 2010-11 Long Bill Appropriation (HB 10-1376)	\$188,858	0.0	\$93,321	\$0	\$95,537	\$0	\$0	\$0	\$0	\$0	\$93,321
SB 10-____ Special Bill FY 10-11 Appropriation	\$0	0.0	\$0	\$0	\$0	\$0	\$0	\$0	\$0	\$0	\$0
HB 10-____ Special Bill FY 10-11 Appropriation	\$0	0.0	\$0	\$0	\$0	\$0	\$0	\$0	\$0	\$0	\$0
FY 2010-11 Total Appropriation	\$188,858	0.0	\$93,321	\$0	\$95,537	\$0	\$0	\$0	\$0	\$0	\$93,321
SB 10-XXX Annualization "Title of Legislation"	\$0	0.0	\$0	\$0	\$0	\$0	\$0	\$0	\$0	\$0	\$0
HB 10-XXX Annualization "Title of Legislation"	\$0	0.0	\$0	\$0	\$0	\$0	\$0	\$0	\$0	\$0	\$0
Annualization of FY 2010-11 DI#: "Title of Decision Item"	\$0	0.0	\$0	\$0	\$0	\$0	\$0	\$0	\$0	\$0	\$0
Annualization of FY 2010-11 BRI#: "Title of Base Reduction Item"	\$0	0.0	\$0	\$0	\$0	\$0	\$0	\$0	\$0	\$0	\$0
Annualization of FY 2010-11 BA#: "Title of Budget Amendment"	\$0	0.0	\$0	\$0	\$0	\$0	\$0	\$0	\$0	\$0	\$0
FY 2011-12 Base Request	\$188,858	0.0	\$93,321	\$0	\$95,537	\$0	\$0	\$0	\$0	\$0	\$93,321
FY 2011-12 DI#: "Title of Decision Item"	\$0	0.0	\$0	\$0	\$0	\$0	\$0	\$0	\$0	\$0	\$0
Adjustment per DPA recommendations	\$1,345	0.0	(\$1,721)	\$0	\$3,066	\$0	\$0	\$0	\$0	\$0	(\$1,721)
FY 2011-12 November 1 Request	\$190,203	0.0	\$91,600	\$0	\$98,603	\$0	\$0	\$0	\$0	\$0	\$91,600
Short-term Disability											
FY 2010-11 Long Bill Appropriation (HB 10-1376)	\$2,838	0.0	\$1,794	\$0	\$1,044	\$0	\$0	\$0	\$0	\$0	\$1,794
SB 10-____ Special Bill FY 10-11 Appropriation	\$0	0.0	\$0	\$0	\$0	\$0	\$0	\$0	\$0	\$0	\$0
HB 10-____ Special Bill FY 10-11 Appropriation	\$0	0.0	\$0	\$0	\$0	\$0	\$0	\$0	\$0	\$0	\$0
FY 2010-11 Total Appropriation	\$2,838	0.0	\$1,794	\$0	\$1,044	\$0	\$0	\$0	\$0	\$0	\$1,794
SB 10-XXX Annualization "Title of Legislation"	\$0	0.0	\$0	\$0	\$0	\$0	\$0	\$0	\$0	\$0	\$0
HB 10-XXX Annualization "Title of Legislation"	\$0	0.0	\$0	\$0	\$0	\$0	\$0	\$0	\$0	\$0	\$0
Annualization of FY 2010-11 DI#: "Title of Decision Item"	\$0	0.0	\$0	\$0	\$0	\$0	\$0	\$0	\$0	\$0	\$0
Annualization of FY 2010-11 BRI#: "Title of Base Reduction Item"	\$0	0.0	\$0	\$0	\$0	\$0	\$0	\$0	\$0	\$0	\$0
Annualization of FY 2010-11 BA#: "Title of Budget Amendment"	\$0	0.0	\$0	\$0	\$0	\$0	\$0	\$0	\$0	\$0	\$0
FY 2011-12 Base Request	\$2,838	0.0	\$1,794	\$0	\$1,044	\$0	\$0	\$0	\$0	\$0	\$1,794
FY 2011-12 DI#: "Title of Decision Item"	\$0	0.0	\$0	\$0	\$0	\$0	\$0	\$0	\$0	\$0	\$0
Adjustment per DPA rates	\$473	0.0	\$154	\$0	\$319	\$0	\$0	\$0	\$0	\$0	\$154
FY 2011-12 November 1 Request	\$3,311	0.0	\$1,948	\$0	\$1,363	\$0	\$0	\$0	\$0	\$0	\$1,948

DEPARTMENT OF TREASURY

FY 2011-12 RECONCILIATION OF DEPARTMENT REQUEST

Long Bill Line Item	Total Funds	FTE	General Fund	General Fund Exempt	Cash Funds	Reappropriated Funds	HUTF	Federal Funds	Medicaid Cash Funds	Medicaid General Fund	Net General Fund
S.B. 04-257 Amortization Equalization Disbursement											
FY 2010-11 Long Bill Appropriation (HB 10-1376)	\$43,939	0.0	\$27,788	\$0	\$16,151	\$0	\$0	\$0	\$0	\$0	\$27,788
SB 10-____ Special Bill FY 10-11 Appropriation	\$0	0.0	\$0	\$0	\$0	\$0	\$0	\$0	\$0	\$0	\$0
HB 10-____ Special Bill FY 10-11 Appropriation	\$0	0.0	\$0	\$0	\$0	\$0	\$0	\$0	\$0	\$0	\$0
FY 2010-11 Total Appropriation	\$43,939	0.0	\$27,788	\$0	\$16,151	\$0	\$0	\$0	\$0	\$0	\$27,788
SB 10-XXX Annualization "Title of Legislation"	\$0	0.0	\$0	\$0	\$0	\$0	\$0	\$0	\$0	\$0	\$0
HB 10-XXX Annualization "Title of Legislation"	\$0	0.0	\$0	\$0	\$0	\$0	\$0	\$0	\$0	\$0	\$0
Annualization of FY 2010-11 DI#: "Title of Decision Item"	\$0	0.0	\$0	\$0	\$0	\$0	\$0	\$0	\$0	\$0	\$0
Annualization of FY 2010-11 BRI#: "Title of Base Reduction Item"	\$0	0.0	\$0	\$0	\$0	\$0	\$0	\$0	\$0	\$0	\$0
Annualization of FY 2010-11 BA#: "Title of Budget Amendment"	\$0	0.0	\$0	\$0	\$0	\$0	\$0	\$0	\$0	\$0	\$0
FY 2011-12 Base Request	\$43,939	0.0	\$27,788	\$0	\$16,151	\$0	\$0	\$0	\$0	\$0	\$27,788
FY 2011-12 DI#: "Title of Decision Item"	\$0	0.0	\$0	\$0	\$0	\$0	\$0	\$0	\$0	\$0	\$0
Adjustment per DPA rates	\$8,437	0.0	\$3,027	\$0	\$5,410	\$0	\$0	\$0	\$0	\$0	\$3,027
FY 2011-12 November 1 Request	\$52,376	0.0	\$30,815	\$0	\$21,561	\$0	\$0	\$0	\$0	\$0	\$30,815
S.B 06-235 Supplemental Amortization Equalization Disbursement											
FY 2010-11 Long Bill Appropriation (HB 10-1376)	\$32,049	0.0	\$20,261	\$0	\$11,788	\$0	\$0	\$0	\$0	\$0	\$20,261
SB 10-____ Special Bill FY 10-11 Appropriation	\$0	0.0	\$0	\$0	\$0	\$0	\$0	\$0	\$0	\$0	\$0
HB 10-____ Special Bill FY 10-11 Appropriation	\$0	0.0	\$0	\$0	\$0	\$0	\$0	\$0	\$0	\$0	\$0
FY 2010-11 Total Appropriation	\$32,049	0.0	\$20,261	\$0	\$11,788	\$0	\$0	\$0	\$0	\$0	\$20,261
SB 10-XXX Annualization "Title of Legislation"	\$0	0.0	\$0	\$0	\$0	\$0	\$0	\$0	\$0	\$0	\$0
HB 10-XXX Annualization "Title of Legislation"	\$0	0.0	\$0	\$0	\$0	\$0	\$0	\$0	\$0	\$0	\$0
Annualization of FY 2010-11 DI#: "Title of Decision Item"	\$0	0.0	\$0	\$0	\$0	\$0	\$0	\$0	\$0	\$0	\$0
Annualization of FY 2010-11 BRI#: "Title of Base Reduction Item"	\$0	0.0	\$0	\$0	\$0	\$0	\$0	\$0	\$0	\$0	\$0
Annualization of FY 2010-11 BA#: "Title of Budget Amendment"	\$0	0.0	\$0	\$0	\$0	\$0	\$0	\$0	\$0	\$0	\$0
FY 2011-12 Base Request	\$32,049	0.0	\$20,261	\$0	\$11,788	\$0	\$0	\$0	\$0	\$0	\$20,261
FY 2011-12 DI#: "Title of Decision Item"	\$0	0.0	\$0	\$0	\$0	\$0	\$0	\$0	\$0	\$0	\$0
Adjustment per DPA rates	\$10,039	0.0	\$4,501	\$0	\$5,538	\$0	\$0	\$0	\$0	\$0	\$4,501
FY 2011-12 November 1 Request	\$42,088	0.0	\$24,762	\$0	\$17,326	\$0	\$0	\$0	\$0	\$0	\$24,762
Salary Survey and Senior Executive Service											
FY 2010-11 Long Bill Appropriation (HB 10-1376)	\$0	0.0	\$0	\$0	\$0	\$0	\$0	\$0	\$0	\$0	\$0
SB 10-____ Special Bill FY 10-11 Appropriation	\$0	0.0	\$0	\$0	\$0	\$0	\$0	\$0	\$0	\$0	\$0
HB 10-____ Special Bill FY 10-11 Appropriation	\$0	0.0	\$0	\$0	\$0	\$0	\$0	\$0	\$0	\$0	\$0
FY 2010-11 Total Appropriation	\$0	0.0	\$0	\$0	\$0	\$0	\$0	\$0	\$0	\$0	\$0
SB 10-XXX Annualization "Title of Legislation"	\$0	0.0	\$0	\$0	\$0	\$0	\$0	\$0	\$0	\$0	\$0
HB 10-XXX Annualization "Title of Legislation"	\$0	0.0	\$0	\$0	\$0	\$0	\$0	\$0	\$0	\$0	\$0
Annualization of FY 2010-11 DI#: "Title of Decision Item"	\$0	0.0	\$0	\$0	\$0	\$0	\$0	\$0	\$0	\$0	\$0
Annualization of FY 2010-11 BRI#: "Title of Base Reduction Item"	\$0	0.0	\$0	\$0	\$0	\$0	\$0	\$0	\$0	\$0	\$0
Annualization of FY 2010-11 BA#: "Title of Budget Amendment"	\$0	0.0	\$0	\$0	\$0	\$0	\$0	\$0	\$0	\$0	\$0
FY 2011-12 Base Request	\$0	0.0	\$0	\$0	\$0	\$0	\$0	\$0	\$0	\$0	\$0
FY 2011-12 DI#: "Title of Decision Item"	\$0	0.0	\$0	\$0	\$0	\$0	\$0	\$0	\$0	\$0	\$0
FY 2011-12 November 1 Request	\$0	0.0	\$0	\$0	\$0	\$0	\$0	\$0	\$0	\$0	\$0

DEPARTMENT OF TREASURY

FY 2011-12 RECONCILIATION OF DEPARTMENT REQUEST

Long Bill Line Item	Total Funds	FTE	General Fund	General Fund Exempt	Cash Funds	Reappropriated Funds	HUTF	Federal Funds	Medicaid Cash Funds	Medicaid General Fund	Net General Fund
Performance-based Pay Awards											
FY 2010-11 Long Bill Appropriation (HB 10-1376)	\$0	0.0	\$0	\$0	\$0	\$0	\$0	\$0	\$0	\$0	\$0
SB 10-___ Special Bill FY 10-11 Appropriation	\$0	0.0	\$0	\$0	\$0	\$0	\$0	\$0	\$0	\$0	\$0
HB 10-___ Special Bill FY 10-11 Appropriation	\$0	0.0	\$0	\$0	\$0	\$0	\$0	\$0	\$0	\$0	\$0
FY 2010-11 Total Appropriation	\$0	0.0	\$0	\$0	\$0	\$0	\$0	\$0	\$0	\$0	\$0
SB 10-XXX Annualization "Title of Legislation"	\$0	0.0	\$0	\$0	\$0	\$0	\$0	\$0	\$0	\$0	\$0
HB 10-XXX Annualization "Title of Legislation"	\$0	0.0	\$0	\$0	\$0	\$0	\$0	\$0	\$0	\$0	\$0
Annualization of FY 2010-11 DI#: "Title of Decision Item"	\$0	0.0	\$0	\$0	\$0	\$0	\$0	\$0	\$0	\$0	\$0
Annualization of FY 2010-11 BRI#: "Title of Base Reduction Item"	\$0	0.0	\$0	\$0	\$0	\$0	\$0	\$0	\$0	\$0	\$0
Annualization of FY 2010-11 BA#: "Title of Budget Amendment"	\$0	0.0	\$0	\$0	\$0	\$0	\$0	\$0	\$0	\$0	\$0
FY 2011-12 Base Request	\$0	0.0	\$0	\$0	\$0	\$0	\$0	\$0	\$0	\$0	\$0
FY 2011-12 DI#: "Title of Decision Item"	\$0	0.0	\$0	\$0	\$0	\$0	\$0	\$0	\$0	\$0	\$0
FY 2011-12 November 1 Request	\$0	0.0	\$0	\$0	\$0	\$0	\$0	\$0	\$0	\$0	\$0
Workers' Compensation and Payment to Risk Management and Property Funds											
FY 2010-11 Long Bill Appropriation (HB 10-1376)	\$1,452	0.0	\$1,452	\$0	\$0	\$0	\$0	\$0	\$0	\$0	\$1,452
SB 10-___ Special Bill FY 10-11 Appropriation	\$0	0.0	\$0	\$0	\$0	\$0	\$0	\$0	\$0	\$0	\$0
HB 10-___ Special Bill FY 10-11 Appropriation	\$0	0.0	\$0	\$0	\$0	\$0	\$0	\$0	\$0	\$0	\$0
FY 2010-11 August 24th Base Reduction Request	\$0	0.0	\$0	\$0	\$0	\$0	\$0	\$0	\$0	\$0	\$0
FY 2010-11 Total Appropriation	\$1,452	0.0	\$1,452	\$0	\$0	\$0	\$0	\$0	\$0	\$0	\$1,452
SB 10-XXX Annualization "Title of Legislation"	\$0	0.0	\$0	\$0	\$0	\$0	\$0	\$0	\$0	\$0	\$0
HB 10-XXX Annualization "Title of Legislation"	\$0	0.0	\$0	\$0	\$0	\$0	\$0	\$0	\$0	\$0	\$0
Annualization of FY 2010-11 DI#: "Title of Decision Item"	\$0	0.0	\$0	\$0	\$0	\$0	\$0	\$0	\$0	\$0	\$0
Annualization of FY 2010-11 BRI#: "Title of Base Reduction Item"	\$0	0.0	\$0	\$0	\$0	\$0	\$0	\$0	\$0	\$0	\$0
Annualization of FY 2010-11 BA#: "Title of Budget Amendment"	\$0	0.0	\$0	\$0	\$0	\$0	\$0	\$0	\$0	\$0	\$0
FY 2011-12 Base Request	\$1,452	0.0	\$1,452	\$0	\$0	\$0	\$0	\$0	\$0	\$0	\$1,452
FY 2011-12 Non-Prioritized #1: Risk Management Base Adjustment	\$735	0.0	\$735	\$0	\$0	\$0	\$0	\$0	\$0	\$0	\$735
FY 2011-12 November 1 Request	\$2,187	0.0	\$2,187	\$0	\$0	\$0	\$0	\$0	\$0	\$0	\$2,187
Operating Expenses											
FY 2010-11 Long Bill Appropriation (HB 10-1376)	\$197,849	0.0	\$197,849	\$0	\$0	\$0	\$0	\$0	\$0	\$0	\$197,849
SB 10-___ Special Bill FY 10-11 Appropriation	\$0	0.0	\$0	\$0	\$0	\$0	\$0	\$0	\$0	\$0	\$0
HB 10-___ Special Bill FY 10-11 Appropriation	\$0	0.0	\$0	\$0	\$0	\$0	\$0	\$0	\$0	\$0	\$0
FY 2010-11 Total Appropriation	\$197,849	0.0	\$197,849	\$0	\$0	\$0	\$0	\$0	\$0	\$0	\$197,849
SB 10-XXX Annualization "Title of Legislation"	\$0	0.0	\$0	\$0	\$0	\$0	\$0	\$0	\$0	\$0	\$0
HB 10-XXX Annualization "Title of Legislation"	\$0	0.0	\$0	\$0	\$0	\$0	\$0	\$0	\$0	\$0	\$0
Annualization of FY 2010-11 DI#: "Title of Decision Item"	\$0	0.0	\$0	\$0	\$0	\$0	\$0	\$0	\$0	\$0	\$0
Annualization of FY 2010-11 BRI#: "Title of Base Reduction Item"	\$0	0.0	\$0	\$0	\$0	\$0	\$0	\$0	\$0	\$0	\$0
Annualization of FY 2010-11 BA#: "Title of Budget Amendment"	\$0	0.0	\$0	\$0	\$0	\$0	\$0	\$0	\$0	\$0	\$0
FY 2011-12 Base Request	\$197,849	0.0	\$197,849	\$0	\$0	\$0	\$0	\$0	\$0	\$0	\$197,849
FY 2011-12 Non-Prioritized #2: Statewide Printing Services Adjustment	\$60	0.0	\$60	\$0	\$0	\$0	\$0	\$0	\$0	\$0	\$60
Continuation of FY 2009-10 BA#1: "Fund Increase in NAST Membership Dues"	\$800	0.0	\$800	\$0	\$0	\$0	\$0	\$0	\$0	\$0	\$800
FY 2011-12 November 1 Request	\$198,709	0.0	\$198,709	\$0	\$0	\$0	\$0	\$0	\$0	\$0	\$198,709

DEPARTMENT OF TREASURY

FY 2011-12 RECONCILIATION OF DEPARTMENT REQUEST

Long Bill Line Item	Total Funds	FTE	General Fund	General Fund Exempt	Cash Funds	Reappropriated Funds	HUTF	Federal Funds	Medicaid Cash Funds	Medicaid General Fund	Net General Fund
Information Technology Asset Maintenance											
FY 2010-11 Long Bill Appropriation (HB 10-1376)	\$12,568	0.0	\$6,284	\$0	\$6,284	\$0	\$0	\$0	\$0	\$0	\$6,284
SB 10-____ Special Bill FY 10-11 Appropriation	\$0	0.0	\$0	\$0	\$0	\$0	\$0	\$0	\$0	\$0	\$0
HB 10-____ Special Bill FY 10-11 Appropriation	\$0	0.0	\$0	\$0	\$0	\$0	\$0	\$0	\$0	\$0	\$0
FY 2010-11 Total Appropriation	\$12,568	0.0	\$6,284	\$0	\$6,284	\$0	\$0	\$0	\$0	\$0	\$6,284
SB 10-XXX Annualization "Title of Legislation"	\$0	0.0	\$0	\$0	\$0	\$0	\$0	\$0	\$0	\$0	\$0
HB 10-XXX Annualization "Title of Legislation"	\$0	0.0	\$0	\$0	\$0	\$0	\$0	\$0	\$0	\$0	\$0
Annualization of FY 2010-11 DI#: "Title of Decision Item"	\$0	0.0	\$0	\$0	\$0	\$0	\$0	\$0	\$0	\$0	\$0
Annualization of FY 2010-11 BRI#: "Title of Base Reduction Item"	\$0	0.0	\$0	\$0	\$0	\$0	\$0	\$0	\$0	\$0	\$0
Annualization of FY 2010-11 BA#: "Title of Budget Amendment"	\$0	0.0	\$0	\$0	\$0	\$0	\$0	\$0	\$0	\$0	\$0
FY 2011-12 Base Request	\$12,568	0.0	\$6,284	\$0	\$6,284	\$0	\$0	\$0	\$0	\$0	\$6,284
FY 2011-12 DI#: "Title of Decision Item"	\$0	0.0	\$0	\$0	\$0	\$0	\$0	\$0	\$0	\$0	\$0
FY 2011-12 November 1 Request	\$12,568	0.0	\$6,284	\$0	\$6,284	\$0	\$0	\$0	\$0	\$0	\$6,284
Legal Services for 575 hours											
FY 2010-11 Long Bill Appropriation (HB 10-1376)	\$42,188	0.0	\$21,094	\$0	\$21,094	\$0	\$0	\$0	\$0	\$0	\$21,094
SB 10-____ Special Bill FY 10-11 Appropriation	\$0	0.0	\$0	\$0	\$0	\$0	\$0	\$0	\$0	\$0	\$0
HB 10-____ Special Bill FY 10-11 Appropriation	\$0	0.0	\$0	\$0	\$0	\$0	\$0	\$0	\$0	\$0	\$0
FY 2010-11 Total Appropriation	\$42,188	0.0	\$21,094	\$0	\$21,094	\$0	\$0	\$0	\$0	\$0	\$21,094
SB 10-XXX Annualization "Title of Legislation"	\$0	0.0	\$0	\$0	\$0	\$0	\$0	\$0	\$0	\$0	\$0
HB 10-XXX Annualization "Title of Legislation"	\$0	0.0	\$0	\$0	\$0	\$0	\$0	\$0	\$0	\$0	\$0
Annualization of FY 2010-11 DI#: "Title of Decision Item"	\$0	0.0	\$0	\$0	\$0	\$0	\$0	\$0	\$0	\$0	\$0
Annualization of FY 2010-11 BRI#: "Title of Base Reduction Item"	\$0	0.0	\$0	\$0	\$0	\$0	\$0	\$0	\$0	\$0	\$0
Annualization of FY 2010-11 BA#: "Title of Budget Amendment"	\$0	0.0	\$0	\$0	\$0	\$0	\$0	\$0	\$0	\$0	\$0
FY 2011-12 Base Request	\$42,188	0.0	\$21,094	\$0	\$21,094	\$0	\$0	\$0	\$0	\$0	\$21,094
FY 2011-12 DI#: "Title of Decision Item"	\$0	0.0	\$0	\$0	\$0	\$0	\$0	\$0	\$0	\$0	\$0
Adjustment per DPA rates	\$74	0.0	\$37	\$0	\$37	\$0	\$0	\$0	\$0	\$0	\$37
FY 2011-12 November 1 Request	\$42,262	0.0	\$21,131	\$0	\$21,131	\$0	\$0	\$0	\$0	\$0	\$21,131
Purchase of Services from Computer Center											
FY 2010-11 Long Bill Appropriation (HB 10-1376)	\$3,811	0.0	\$3,811	\$0	\$0	\$0	\$0	\$0	\$0	\$0	\$3,811
SB 10-____ Special Bill FY 10-11 Appropriation	\$0	0.0	\$0	\$0	\$0	\$0	\$0	\$0	\$0	\$0	\$0
HB 10-____ Special Bill FY 10-11 Appropriation	\$0	0.0	\$0	\$0	\$0	\$0	\$0	\$0	\$0	\$0	\$0
FY 2010-11 Total Appropriation	\$3,811	0.0	\$3,811	\$0	\$0	\$0	\$0	\$0	\$0	\$0	\$3,811
SB 10-XXX Annualization "Title of Legislation"	\$0	0.0	\$0	\$0	\$0	\$0	\$0	\$0	\$0	\$0	\$0
HB 10-XXX Annualization "Title of Legislation"	\$0	0.0	\$0	\$0	\$0	\$0	\$0	\$0	\$0	\$0	\$0
Annualization of FY 2010-11 DI#: "Title of Decision Item"	\$0	0.0	\$0	\$0	\$0	\$0	\$0	\$0	\$0	\$0	\$0
Annualization of FY 2010-11 BRI#: "Title of Base Reduction Item"	\$0	0.0	\$0	\$0	\$0	\$0	\$0	\$0	\$0	\$0	\$0
Annualization of FY 2010-11 BA#: "Title of Budget Amendment"	\$0	0.0	\$0	\$0	\$0	\$0	\$0	\$0	\$0	\$0	\$0
FY 2011-12 Base Request	\$3,811	0.0	\$3,811	\$0	\$0	\$0	\$0	\$0	\$0	\$0	\$3,811
FY 2011-12 Non-Prioritized #3: GGCC Base Adjustment	\$97,822	0.0	\$97,822	\$0	\$0	\$0	\$0	\$0	\$0	\$0	\$97,822
FY 2011-12 November 1 Request	\$101,633	0.0	\$101,633	\$0	\$0	\$0	\$0	\$0	\$0	\$0	\$101,633

DEPARTMENT OF TREASURY

FY 2011-12 RECONCILIATION OF DEPARTMENT REQUEST

Long Bill Line Item	Total Funds	FTE	General Fund	General Fund Exempt	Cash Funds	Reappropriated Funds	HUTF	Federal Funds	Medicaid Cash Funds	Medicaid General Fund	Net General Fund
Capitol Complex Leased Space											
FY 2010-11 Long Bill Appropriation (HB 10-1376)	\$53,949	0.0	\$53,949	\$0	\$0	\$0	\$0	\$0	\$0	\$0	\$53,949
SB 10-____ Special Bill FY 10-11 Appropriation	\$0	0.0	\$0	\$0	\$0	\$0	\$0	\$0	\$0	\$0	\$0
HB 10-____ Special Bill FY 10-11 Appropriation	\$0	0.0	\$0	\$0	\$0	\$0	\$0	\$0	\$0	\$0	\$0
FY 2010-11 August 24th Base Reduction Request	\$0	0.0	\$0	\$0	\$0	\$0	\$0	\$0	\$0	\$0	\$0
FY 2010-11 Total Appropriation	\$53,949	0.0	\$53,949	\$0	\$0	\$0	\$0	\$0	\$0	\$0	\$53,949
SB 10-XXX Annualization "Title of Legislation"	\$0	0.0	\$0	\$0	\$0	\$0	\$0	\$0	\$0	\$0	\$0
HB 10-XXX Annualization "Title of Legislation"	\$0	0.0	\$0	\$0	\$0	\$0	\$0	\$0	\$0	\$0	\$0
Annualization of FY 2010-11 DI#: "Title of Decision Item"	\$0	0.0	\$0	\$0	\$0	\$0	\$0	\$0	\$0	\$0	\$0
Annualization of FY 2010-11 BRI#: "Title of Base Reduction Item"	\$0	0.0	\$0	\$0	\$0	\$0	\$0	\$0	\$0	\$0	\$0
Annualization of FY 2010-11 BA#: "Title of Budget Amendment"	\$0	0.0	\$0	\$0	\$0	\$0	\$0	\$0	\$0	\$0	\$0
FY 2011-12 Base Request	\$53,949	0.0	\$53,949	\$0	\$0	\$0	\$0	\$0	\$0	\$0	\$53,949
FY 2011-12 Non-Prioritized #4: CCLS Base Adjustment	\$3,791	0.0	\$3,791	\$0	\$0	\$0	\$0	\$0	\$0	\$0	\$3,791
FY 2011-12 November 1 Request	\$57,740	0.0	\$57,740	\$0	\$0	\$0	\$0	\$0	\$0	\$0	\$57,740
Charter School Facilities Financing Services											
FY 2010-11 Long Bill Appropriation (HB 10-1376)	\$5,000	0.0	\$0	\$0	\$5,000	\$0	\$0	\$0	\$0	\$0	\$0
SB 10-____ Special Bill FY 10-11 Appropriation	\$0	0.0	\$0	\$0	\$0	\$0	\$0	\$0	\$0	\$0	\$0
HB 10-____ Special Bill FY 10-11 Appropriation	\$0	0.0	\$0	\$0	\$0	\$0	\$0	\$0	\$0	\$0	\$0
FY 2010-11 Total Appropriation	\$5,000	0.0	\$0	\$0	\$5,000	\$0	\$0	\$0	\$0	\$0	\$0
SB 10-XXX Annualization "Title of Legislation"	\$0	0.0	\$0	\$0	\$0	\$0	\$0	\$0	\$0	\$0	\$0
HB 10-XXX Annualization "Title of Legislation"	\$0	0.0	\$0	\$0	\$0	\$0	\$0	\$0	\$0	\$0	\$0
Annualization of FY 2010-11 DI#: "Title of Decision Item"	\$0	0.0	\$0	\$0	\$0	\$0	\$0	\$0	\$0	\$0	\$0
Annualization of FY 2010-11 BRI#: "Title of Base Reduction Item"	\$0	0.0	\$0	\$0	\$0	\$0	\$0	\$0	\$0	\$0	\$0
Annualization of FY 2010-11 BA#: "Title of Budget Amendment"	\$0	0.0	\$0	\$0	\$0	\$0	\$0	\$0	\$0	\$0	\$0
FY 2011-12 Base Request	\$5,000	0.0	\$0	\$0	\$5,000	\$0	\$0	\$0	\$0	\$0	\$0
FY 2011-12 DI#: "Title of Decision Item"	\$0	0.0	\$0	\$0	\$0	\$0	\$0	\$0	\$0	\$0	\$0
FY 2011-12 November 1 Request	\$5,000	0.0	\$0	\$0	\$5,000	\$0	\$0	\$0	\$0	\$0	\$0
Discretionary Fund											
FY 2010-11 Long Bill Appropriation (HB 10-1376)	\$5,000	0.0	\$5,000	\$0	\$0	\$0	\$0	\$0	\$0	\$0	\$5,000
SB 10-____ Special Bill FY 10-11 Appropriation	\$0	0.0	\$0	\$0	\$0	\$0	\$0	\$0	\$0	\$0	\$0
HB 10-____ Special Bill FY 10-11 Appropriation	\$0	0.0	\$0	\$0	\$0	\$0	\$0	\$0	\$0	\$0	\$0
FY 2010-11 Total Appropriation	\$5,000	0.0	\$5,000	\$0	\$0	\$0	\$0	\$0	\$0	\$0	\$5,000
SB 10-XXX Annualization "Title of Legislation"	\$0	0.0	\$0	\$0	\$0	\$0	\$0	\$0	\$0	\$0	\$0
HB 10-XXX Annualization "Title of Legislation"	\$0	0.0	\$0	\$0	\$0	\$0	\$0	\$0	\$0	\$0	\$0
Annualization of FY 2010-11 DI#: "Title of Decision Item"	\$0	0.0	\$0	\$0	\$0	\$0	\$0	\$0	\$0	\$0	\$0
Annualization of FY 2010-11 BRI#: "Title of Base Reduction Item"	\$0	0.0	\$0	\$0	\$0	\$0	\$0	\$0	\$0	\$0	\$0
Annualization of FY 2010-11 BA#: "Title of Budget Amendment"	\$0	0.0	\$0	\$0	\$0	\$0	\$0	\$0	\$0	\$0	\$0
FY 2011-12 Base Request	\$5,000	0.0	\$5,000	\$0	\$0	\$0	\$0	\$0	\$0	\$0	\$5,000
FY 2011-12 DI#: "Title of Decision Item"	\$0	0.0	\$0	\$0	\$0	\$0	\$0	\$0	\$0	\$0	\$0
FY 2011-12 November 1 Request	\$5,000	0.0	\$5,000	\$0	\$0	\$0	\$0	\$0	\$0	\$0	\$5,000
(1) ADMINISTRATION											
FY 2010-11 Total Appropriation (Long Bill, Spec Bills, and 08/24 Requests)	\$1,859,190	16.0	\$879,335	\$0	\$979,855	\$0	\$0	\$0	\$0	\$0	\$879,335
FY 2011-12 Base Request	\$1,888,136	16.0	\$908,281	\$0	\$979,855	\$0	\$0	\$0	\$0	\$0	\$908,281
FY 2011-12 November 1 Request	\$2,011,712	16.0	\$887,488	\$0	\$1,124,224	\$0	\$0	\$0	\$0	\$0	\$887,488

DEPARTMENT OF TREASURY

FY 2011-12 RECONCILIATION OF DEPARTMENT REQUEST

Long Bill Line Item	Total Funds	FTE	General Fund	General Fund Exempt	Cash Funds	Reappropriated Funds	HUTF	Federal Funds	Medicaid Cash Funds	Medicaid General Fund	Net General Fund
(2) UNCLAIMED PROPERTY PROGRAM											
Personal Services											
FY 2010-11 Long Bill Appropriation (HB 10-1376)	\$764,966	15.5	\$0	\$0	\$764,966	\$0	\$0	\$0	\$0	\$0	\$0
SB 10-____ Special Bill FY 10-11 Appropriation	\$0	0.0	\$0	\$0	\$0	\$0	\$0	\$0	\$0	\$0	\$0
HB 10-____ Special Bill FY 10-11 Appropriation	\$0	0.0	\$0	\$0	\$0	\$0	\$0	\$0	\$0	\$0	\$0
FY 2010-11 Total Appropriation	\$764,966	15.5	\$0	\$0	\$764,966	\$0	\$0	\$0	\$0	\$0	\$0
SB 10-XXX Annualization "Title of Legislation"	\$0	0.0	\$0	\$0	\$0	\$0	\$0	\$0	\$0	\$0	\$0
HB 10-XXX Annualization "Title of Legislation"	\$0	0.0	\$0	\$0	\$0	\$0	\$0	\$0	\$0	\$0	\$0
Annualization of FY 2010-11 DI#: "Title of Decision Item"	\$0	0.0	\$0	\$0	\$0	\$0	\$0	\$0	\$0	\$0	\$0
Annualization of FY 2010-11 BRI#: "Title of Base Reduction Item"	\$0	0.0	\$0	\$0	\$0	\$0	\$0	\$0	\$0	\$0	\$0
Annualization of FY 2010-11 BA#: "Title of Budget Amendment"	\$0	0.0	\$0	\$0	\$0	\$0	\$0	\$0	\$0	\$0	\$0
Reversal of Statewide FY 2010-11 2.5% PERA Contribution Shift	\$16,824	0.0	\$0	\$0	\$16,824	\$0	\$0	\$0	\$0	\$0	\$0
FY 2011-12 Base Request	\$781,790	15.5	\$0	\$0	\$781,790	\$0	\$0	\$0	\$0	\$0	\$0
FY 2011-12 DI#: "Title of Decision Item"	\$0	0.0	\$0	\$0	\$0	\$0	\$0	\$0	\$0	\$0	\$0
FY 2011-12 November 1 Request	\$781,790	15.5	\$0	\$0	\$781,790	\$0	\$0	\$0	\$0	\$0	\$0
Operating Expenses											
FY 2010-11 Long Bill Appropriation (HB 10-1376)	\$121,869	0.0	\$0	\$0	\$121,869	\$0	\$0	\$0	\$0	\$0	\$0
SB 10-____ Special Bill FY 10-11 Appropriation	\$0	0.0	\$0	\$0	\$0	\$0	\$0	\$0	\$0	\$0	\$0
HB 10-____ Special Bill FY 10-11 Appropriation	\$0	0.0	\$0	\$0	\$0	\$0	\$0	\$0	\$0	\$0	\$0
FY 2010-11 Total Appropriation	\$121,869	0.0	\$0	\$0	\$121,869	\$0	\$0	\$0	\$0	\$0	\$0
SB 10-XXX Annualization "Title of Legislation"	\$0	0.0	\$0	\$0	\$0	\$0	\$0	\$0	\$0	\$0	\$0
HB 10-XXX Annualization "Title of Legislation"	\$0	0.0	\$0	\$0	\$0	\$0	\$0	\$0	\$0	\$0	\$0
Annualization of FY 2010-11 DI#: "Title of Decision Item"	\$0	0.0	\$0	\$0	\$0	\$0	\$0	\$0	\$0	\$0	\$0
Annualization of FY 2010-11 BRI#: "Title of Base Reduction Item"	\$0	0.0	\$0	\$0	\$0	\$0	\$0	\$0	\$0	\$0	\$0
Annualization of FY 2010-11 BA#: "Title of Budget Amendment"	\$0	0.0	\$0	\$0	\$0	\$0	\$0	\$0	\$0	\$0	\$0
FY 2011-12 Base Request	\$121,869	0.0	\$0	\$0	\$121,869	\$0	\$0	\$0	\$0	\$0	\$0
FY 2011-12 Non-Prioritized #2: Statewide Printing Services Adjustment	\$58	0.0	\$0	\$0	\$58	\$0	\$0	\$0	\$0	\$0	\$0
FY 2011-12 November 1 Request	\$121,927	0.0	\$0	\$0	\$121,927	\$0	\$0	\$0	\$0	\$0	\$0
Promotion and Correspondence											
FY 2010-11 Long Bill Appropriation (HB 10-1376)	\$200,000	0.0	\$0	\$0	\$200,000	\$0	\$0	\$0	\$0	\$0	\$0
SB 10-____ Special Bill FY 10-11 Appropriation	\$0	0.0	\$0	\$0	\$0	\$0	\$0	\$0	\$0	\$0	\$0
HB 10-____ Special Bill FY 10-11 Appropriation	\$0	0.0	\$0	\$0	\$0	\$0	\$0	\$0	\$0	\$0	\$0
FY 2010-11 Total Appropriation	\$200,000	0.0	\$0	\$0	\$200,000	\$0	\$0	\$0	\$0	\$0	\$0
SB 10-XXX Annualization "Title of Legislation"	\$0	0.0	\$0	\$0	\$0	\$0	\$0	\$0	\$0	\$0	\$0
HB 10-XXX Annualization "Title of Legislation"	\$0	0.0	\$0	\$0	\$0	\$0	\$0	\$0	\$0	\$0	\$0
Annualization of FY 2010-11 DI#: "Title of Decision Item"	\$0	0.0	\$0	\$0	\$0	\$0	\$0	\$0	\$0	\$0	\$0
Annualization of FY 2010-11 BRI#: "Title of Base Reduction Item"	\$0	0.0	\$0	\$0	\$0	\$0	\$0	\$0	\$0	\$0	\$0
Annualization of FY 2010-11 BA#: "Title of Budget Amendment"	\$0	0.0	\$0	\$0	\$0	\$0	\$0	\$0	\$0	\$0	\$0
FY 2011-12 Base Request	\$200,000	0.0	\$0	\$0	\$200,000	\$0	\$0	\$0	\$0	\$0	\$0
FY 2011-12 DI#: "Title of Decision Item"	\$0	0.0	\$0	\$0	\$0	\$0	\$0	\$0	\$0	\$0	\$0
FY 2011-12 November 1 Request	\$200,000	0.0	\$0	\$0	\$200,000	\$0	\$0	\$0	\$0	\$0	\$0

DEPARTMENT OF TREASURY

FY 2011-12 RECONCILIATION OF DEPARTMENT REQUEST

Long Bill Line Item	Total Funds	FTE	General Fund	General Fund Exempt	Cash Funds	Reappropriated Funds	HUTF	Federal Funds	Medicaid Cash Funds	Medicaid General Fund	Net General Fund
Leased Space											
FY 2010-11 Long Bill Appropriation (HB 10-1376)	\$51,990	0.0	\$0	\$0	\$51,990	\$0	\$0	\$0	\$0	\$0	\$0
SB 10-____ Special Bill FY 10-11 Appropriation	\$0	0.0	\$0	\$0	\$0	\$0	\$0	\$0	\$0	\$0	\$0
HB 10-____ Special Bill FY 10-11 Appropriation	\$0	0.0	\$0	\$0	\$0	\$0	\$0	\$0	\$0	\$0	\$0
FY 2010-11 Total Appropriation	\$51,990	0.0	\$0	\$0	\$51,990	\$0	\$0	\$0	\$0	\$0	\$0
SB 10-XXX Annualization "Title of Legislation"	\$0	0.0	\$0	\$0	\$0	\$0	\$0	\$0	\$0	\$0	\$0
HB 10-XXX Annualization "Title of Legislation"	\$0	0.0	\$0	\$0	\$0	\$0	\$0	\$0	\$0	\$0	\$0
Annualization of FY 2010-11 DI#: "Title of Decision Item"	\$0	0.0	\$0	\$0	\$0	\$0	\$0	\$0	\$0	\$0	\$0
Annualization of FY 2010-11 BRI#: "Title of Base Reduction Item"	\$0	0.0	\$0	\$0	\$0	\$0	\$0	\$0	\$0	\$0	\$0
Annualization of FY 2010-11 BA#: "Title of Budget Amendment"	\$0	0.0	\$0	\$0	\$0	\$0	\$0	\$0	\$0	\$0	\$0
FY 2011-12 Base Request	\$51,990	0.0	\$0	\$0	\$51,990	\$0	\$0	\$0	\$0	\$0	\$0
FY 2011-12 DI#2: Funding for Unclaimed Property Leased Office Space	\$1,733	0.0	\$0	\$0	\$1,733	\$0	\$0	\$0	\$0	\$0	\$0
FY 2011-12 November 1 Request	\$53,723	0.0	\$0	\$0	\$53,723	\$0	\$0	\$0	\$0	\$0	\$0
Contract Auditor Services											
FY 2010-11 Long Bill Appropriation (HB 10-1376)	\$800,000	0.0	\$0	\$0	\$800,000	\$0	\$0	\$0	\$0	\$0	\$0
SB 10-____ Special Bill FY 10-11 Appropriation	\$0	0.0	\$0	\$0	\$0	\$0	\$0	\$0	\$0	\$0	\$0
HB 10-____ Special Bill FY 10-11 Appropriation	\$0	0.0	\$0	\$0	\$0	\$0	\$0	\$0	\$0	\$0	\$0
FY 2010-11 Total Appropriation	\$800,000	0.0	\$0	\$0	\$800,000	\$0	\$0	\$0	\$0	\$0	\$0
SB 10-XXX Annualization "Title of Legislation"	\$0	0.0	\$0	\$0	\$0	\$0	\$0	\$0	\$0	\$0	\$0
HB 10-XXX Annualization "Title of Legislation"	\$0	0.0	\$0	\$0	\$0	\$0	\$0	\$0	\$0	\$0	\$0
Annualization of FY 2010-11 DI#: "Title of Decision Item"	\$0	0.0	\$0	\$0	\$0	\$0	\$0	\$0	\$0	\$0	\$0
Annualization of FY 2010-11 BRI#: "Title of Base Reduction Item"	\$0	0.0	\$0	\$0	\$0	\$0	\$0	\$0	\$0	\$0	\$0
Annualization of FY 2010-11 BA#: "Title of Budget Amendment"	\$0	0.0	\$0	\$0	\$0	\$0	\$0	\$0	\$0	\$0	\$0
FY 2011-12 Base Request	\$800,000	0.0	\$0	\$0	\$800,000	\$0	\$0	\$0	\$0	\$0	\$0
FY 2011-12 DI#: "Title of Decision Item"	\$0	0.0	\$0	\$0	\$0	\$0	\$0	\$0	\$0	\$0	\$0
FY 2011-12 November 1 Request	\$800,000	0.0	\$0	\$0	\$800,000	\$0	\$0	\$0	\$0	\$0	\$0
(2) UNCLAIMED PROPERTY PROGRAM											
FY 2010-11 Total Appropriation (Long Bill plus Special Bills)	\$1,938,825	15.5	\$0	\$0	\$1,938,825	\$0	\$0	\$0	\$0	\$0	\$0
FY 2011-12 Base Request	\$1,955,649	15.5	\$0	\$0	\$1,955,649	\$0	\$0	\$0	\$0	\$0	\$0
FY 2011-12 November 1 Request	\$1,957,440	15.5	\$0	\$0	\$1,957,440	\$0	\$0	\$0	\$0	\$0	\$0

DEPARTMENT OF TREASURY

FY 2011-12 RECONCILIATION OF DEPARTMENT REQUEST

Long Bill Line Item	Total Funds	FTE	General Fund	General Fund Exempt	Cash Funds	Reappropriated Funds	HUTF	Federal Funds	Medicaid Cash Funds	Medicaid General Fund	Net General Fund
(3) SPECIAL PURPOSE											
Senior Citizen and Disabled Veteran Property Tax Exemption											
FY 2010-11 Long Bill Appropriation (HB 10-1376)	\$93,400,000	0.0	\$93,400,000	\$0	\$0	\$0	\$0	\$0	\$0	\$0	\$93,400,000
SB 10-190 Special Bill FY 10-11 Appropriation	(\$91,729,918)	0.0	(\$91,729,918)	\$0	\$0	\$0	\$0	\$0	\$0	\$0	(\$91,729,918)
HB 10-____ Special Bill FY 10-11 Appropriation	\$0	0.0	\$0	\$0	\$0	\$0	\$0	\$0	\$0	\$0	\$0
FY 2010-11 Total Appropriation	\$1,670,082	0.0	\$1,670,082	\$0	\$0	\$0	\$0	\$0	\$0	\$0	\$1,670,082
SB 10-XXX Annualization "Title of Legislation"	\$0	0.0	\$0	\$0	\$0	\$0	\$0	\$0	\$0	\$0	\$0
HB 10-XXX Annualization "Title of Legislation"	\$0	0.0	\$0	\$0	\$0	\$0	\$0	\$0	\$0	\$0	\$0
Annualization of FY 2010-11 DI#: "Title of Decision Item"	\$0	0.0	\$0	\$0	\$0	\$0	\$0	\$0	\$0	\$0	\$0
Annualization of FY 2010-11 BRI#: "Title of Base Reduction Item"	\$0	0.0	\$0	\$0	\$0	\$0	\$0	\$0	\$0	\$0	\$0
Annualization of FY 2010-11 BA#: "Title of Budget Amendment"	\$0	0.0	\$0	\$0	\$0	\$0	\$0	\$0	\$0	\$0	\$0
Adjustment per Legislative Council's September 2010 Forecast	\$29,918	0.0	\$29,918	\$0	\$0	\$0	\$0	\$0	\$0	\$0	\$29,918
FY 2011-12 Base Request	\$1,700,000	0.0	\$1,700,000	\$0	\$0	\$0	\$0	\$0	\$0	\$0	\$1,700,000
FY 2011-12 DI#: "Title of Decision Item"	\$0	0.0	\$0	\$0	\$0	\$0	\$0	\$0	\$0	\$0	\$0
FY 2011-12 November 1 Request	\$1,700,000	0.0	\$1,700,000	\$0	\$0	\$0	\$0	\$0	\$0	\$0	\$1,700,000
CoverColorado											
FY 2010-11 Long Bill Appropriation (HB 10-1376)	\$34,000,000	0.0	\$0	\$0	\$34,000,000	\$0	\$0	\$0	\$0	\$0	\$0
SB 10-____ Special Bill FY 10-11 Appropriation	\$0	0.0	\$0	\$0	\$0	\$0	\$0	\$0	\$0	\$0	\$0
HB 10-____ Special Bill FY 10-11 Appropriation	\$0	0.0	\$0	\$0	\$0	\$0	\$0	\$0	\$0	\$0	\$0
FY 2010-11 Total Appropriation	\$34,000,000	0.0	\$0	\$0	\$34,000,000	\$0	\$0	\$0	\$0	\$0	\$0
SB 10-XXX Annualization "Title of Legislation"	\$0	0.0	\$0	\$0	\$0	\$0	\$0	\$0	\$0	\$0	\$0
HB 10-XXX Annualization "Title of Legislation"	\$0	0.0	\$0	\$0	\$0	\$0	\$0	\$0	\$0	\$0	\$0
Annualization of FY 2010-11 DI#: "Title of Decision Item"	\$0	0.0	\$0	\$0	\$0	\$0	\$0	\$0	\$0	\$0	\$0
Annualization of FY 2010-11 BRI#: "Title of Base Reduction Item"	\$0	0.0	\$0	\$0	\$0	\$0	\$0	\$0	\$0	\$0	\$0
Annualization of FY 2010-11 BA#: "Title of Budget Amendment"	\$0	0.0	\$0	\$0	\$0	\$0	\$0	\$0	\$0	\$0	\$0
Adjustment per CoverColorado Projections	\$7,000,000	0.0	\$0	\$0	\$7,000,000	\$0	\$0	\$0	\$0	\$0	\$0
FY 2011-12 Base Request	\$41,000,000	0.0	\$0	\$0	\$41,000,000	\$0	\$0	\$0	\$0	\$0	\$0
FY 2011-12 DI#: "Title of Decision Item"	\$0	0.0	\$0	\$0	\$0	\$0	\$0	\$0	\$0	\$0	\$0
FY 2011-12 November 1 Request	\$41,000,000	0.0	\$0	\$0	\$41,000,000	\$0	\$0	\$0	\$0	\$0	\$0
Fire and Police Pension Association - Old Hire Plans											
FY 2010-11 Long Bill Appropriation (HB 10-1376)	\$0	0.0	\$0	\$0	\$0	\$0	\$0	\$0	\$0	\$0	\$0
SB 10-____ Special Bill FY 10-11 Appropriation	\$0	0.0	\$0	\$0	\$0	\$0	\$0	\$0	\$0	\$0	\$0
HB 10-____ Special Bill FY 10-11 Appropriation	\$0	0.0	\$0	\$0	\$0	\$0	\$0	\$0	\$0	\$0	\$0
FY 2010-11 Total Appropriation	\$0	0.0	\$0	\$0	\$0	\$0	\$0	\$0	\$0	\$0	\$0
SB 10-XXX Annualization "Title of Legislation"	\$0	0.0	\$0	\$0	\$0	\$0	\$0	\$0	\$0	\$0	\$0
HB 10-XXX Annualization "Title of Legislation"	\$0	0.0	\$0	\$0	\$0	\$0	\$0	\$0	\$0	\$0	\$0
Annualization of FY 2010-11 DI#: "Title of Decision Item"	\$0	0.0	\$0	\$0	\$0	\$0	\$0	\$0	\$0	\$0	\$0
Annualization of FY 2010-11 BRI#: "Title of Base Reduction Item"	\$0	0.0	\$0	\$0	\$0	\$0	\$0	\$0	\$0	\$0	\$0
Annualization of FY 2010-11 BA#: "Title of Budget Amendment"	\$0	0.0	\$0	\$0	\$0	\$0	\$0	\$0	\$0	\$0	\$0
Appropriation resumes upon expiration of suspension under SB 09-227	\$25,321,079	0.0	\$0	\$25,321,079	\$0	\$0	\$0	\$0	\$0	\$0	\$0
FY 2011-12 Base Request	\$25,321,079	0.0	\$0	\$25,321,079	\$0	\$0	\$0	\$0	\$0	\$0	\$0
FY 2011-12 DI#1: Suspend FPPA Payment	(\$25,321,079)	0.0	\$0	(\$25,321,079)	\$0	\$0	\$0	\$0	\$0	\$0	\$0
FY 2011-12 November 1 Request	\$0	0.0	\$0	\$0	\$0	\$0	\$0	\$0	\$0	\$0	\$0

DEPARTMENT OF TREASURY

FY 2011-12 RECONCILIATION OF DEPARTMENT REQUEST

Long Bill Line Item	Total Funds	FTE	General Fund	General Fund Exempt	Cash Funds	Reappropriated Funds	HUTF	Federal Funds	Medicaid Cash Funds	Medicaid General Fund	Net General Fund
Highway Users Tax Fund - County Payments											
FY 2010-11 Long Bill Appropriation (HB 10-1376)	\$186,811,000	0.0	\$0	\$0	\$186,811,000	\$0	\$0	\$0	\$0	\$0	\$0
SB 10-___ Special Bill FY 10-11 Appropriation	\$0	0.0	\$0	\$0	\$0	\$0	\$0	\$0	\$0	\$0	\$0
HB 10-___ Special Bill FY 10-11 Appropriation	\$0	0.0	\$0	\$0	\$0	\$0	\$0	\$0	\$0	\$0	\$0
FY 2010-11 Total Appropriation	\$186,811,000	0.0	\$0	\$0	\$186,811,000	\$0	\$0	\$0	\$0	\$0	\$0
SB 10-XXX Annualization "Title of Legislation"	\$0	0.0	\$0	\$0	\$0	\$0	\$0	\$0	\$0	\$0	\$0
HB 10-XXX Annualization "Title of Legislation"	\$0	0.0	\$0	\$0	\$0	\$0	\$0	\$0	\$0	\$0	\$0
Annualization of FY 2010-11 DI#: "Title of Decision Item"	\$0	0.0	\$0	\$0	\$0	\$0	\$0	\$0	\$0	\$0	\$0
Annualization of FY 2010-11 BRI#: "Title of Base Reduction Item"	\$0	0.0	\$0	\$0	\$0	\$0	\$0	\$0	\$0	\$0	\$0
Annualization of FY 2010-11 BA#: "Title of Budget Amendment"	\$0	0.0	\$0	\$0	\$0	\$0	\$0	\$0	\$0	\$0	\$0
Adjustment per Legislative Council's September 2010 Forecast	(\$13,080)	0.0	\$0	\$0	(\$13,080)	\$0	\$0	\$0	\$0	\$0	\$0
FY 2011-12 Base Request	\$186,797,920	0.0	\$0	\$0	\$186,797,920	\$0	\$0	\$0	\$0	\$0	\$0
FY 2011-12 DI#: "Title of Decision Item"	\$0	0.0	\$0	\$0	\$0	\$0	\$0	\$0	\$0	\$0	\$0
FY 2011-12 November 1 Request	\$186,797,920	0.0	\$0	\$0	\$186,797,920	\$0	\$0	\$0	\$0	\$0	\$0
Highway Users Tax Fund - Municipality Payments											
FY 2010-11 Long Bill Appropriation (HB 10-1376)	\$130,720,000	0.0	\$0	\$0	\$130,720,000	\$0	\$0	\$0	\$0	\$0	\$0
SB 10-___ Special Bill FY 10-11 Appropriation	\$0	0.0	\$0	\$0	\$0	\$0	\$0	\$0	\$0	\$0	\$0
HB 10-___ Special Bill FY 10-11 Appropriation	\$0	0.0	\$0	\$0	\$0	\$0	\$0	\$0	\$0	\$0	\$0
FY 2010-11 Total Appropriation	\$130,720,000	0.0	\$0	\$0	\$130,720,000	\$0	\$0	\$0	\$0	\$0	\$0
SB 10-XXX Annualization "Title of Legislation"	\$0	0.0	\$0	\$0	\$0	\$0	\$0	\$0	\$0	\$0	\$0
HB 10-XXX Annualization "Title of Legislation"	\$0	0.0	\$0	\$0	\$0	\$0	\$0	\$0	\$0	\$0	\$0
Annualization of FY 2010-11 DI#: "Title of Decision Item"	\$0	0.0	\$0	\$0	\$0	\$0	\$0	\$0	\$0	\$0	\$0
Annualization of FY 2010-11 BRI#: "Title of Base Reduction Item"	\$0	0.0	\$0	\$0	\$0	\$0	\$0	\$0	\$0	\$0	\$0
Annualization of FY 2010-11 BA#: "Title of Budget Amendment"	\$0	0.0	\$0	\$0	\$0	\$0	\$0	\$0	\$0	\$0	\$0
Adjustment per Legislative Council's September 2010 Forecast	(\$3,057,707)	0.0	\$0	\$0	(\$3,057,707)	\$0	\$0	\$0	\$0	\$0	\$0
FY 2011-12 Base Request	\$127,662,293	0.0	\$0	\$0	\$127,662,293	\$0	\$0	\$0	\$0	\$0	\$0
FY 2011-12 DI#: "Title of Decision Item"	\$0	0.0	\$0	\$0	\$0	\$0	\$0	\$0	\$0	\$0	\$0
FY 2011-12 November 1 Request	\$127,662,293	0.0	\$0	\$0	\$127,662,293	\$0	\$0	\$0	\$0	\$0	\$0
(3) SPECIAL PURPOSE											
FY 2010-11 Total Appropriation (Long Bill plus Special Bills)	\$353,201,082	0.0	\$1,670,082	\$0	\$351,531,000	\$0	\$0	\$0	\$0	\$0	\$1,670,082
FY 2011-12 Base Request	\$382,481,292	0.0	\$1,700,000	\$25,321,079	\$355,460,213	\$0	\$0	\$0	\$0	\$0	\$1,700,000
FY 2011-12 November 1 Request	\$357,160,213	0.0	\$1,700,000	\$0	\$355,460,213	\$0	\$0	\$0	\$0	\$0	\$1,700,000

Colorado Department of Treasury
 FY 2011-12 Budget Cycle
 Schedule 2

FY 2008-09		FY 2009-10		FY 2010-11		FY 2010-11		FY 2011-12	
Actuals	FTE	Actuals	FTE	Appropriated	FTE	Estimate	FTE	Request	FTE

(1) Administration

Total Expenditures / Appropriation / Request										
Total Funds	\$1,727,122	15.1	\$1,694,120	15.8	\$1,859,190	16.0	\$1,859,190	16.0	\$2,011,712	16.0
General Fund	\$625,512		\$573,411		\$879,335		\$726,482		\$887,488	
General Fund Exempt	\$0		\$0		\$0		\$0		\$0	
Cash Funds	\$1,101,610		\$1,120,709		\$979,855		\$1,132,708		\$1,124,224	
Cash Funds Exempt / Reappropriated Funds	\$0		\$0		\$0		\$0		\$0	
Federal Funds	\$0		\$0		\$0		\$0		\$0	

(2) Unclaimed Property Program

Total Expenditures / Appropriation / Request										
Total Funds	\$1,706,843	9.2	\$1,531,435	8.9	\$1,938,825	15.5	\$1,938,825	15.5	\$1,957,440	15.5
General Fund	\$0		\$0		\$0		\$0		\$0	
General Fund Exempt	\$0		\$0		\$0		\$0		\$0	
Cash Funds	\$1,706,843		\$1,531,435		\$1,938,825		\$1,938,825		\$1,957,440	
Cash Funds Exempt / Reappropriated Funds	\$0		\$0		\$0		\$0		\$0	
Federal Funds	\$0		\$0		\$0		\$0		\$0	

(3) Special Purpose

Total Expenditures / Appropriation / Request										
Total Funds	\$373,298,281	0.0	\$335,953,039	0.0	\$353,201,802	0.0	\$346,095,494	0.0	\$357,160,213	0.0
General Fund	\$85,586,694		\$1,333,604		\$1,670,802		\$1,670,802		\$1,700,000	
General Fund Exempt	\$0		\$0		\$0		\$0		\$0	
Cash Funds	\$287,711,587		\$334,619,435		\$351,531,000		\$344,424,692		\$355,460,213	
Cash Funds Exempt / Reappropriated Funds	\$0		\$0		\$0		\$0		\$0	
Federal Funds	\$0		\$0		\$0		\$0		\$0	

Colorado Department of Treasury
 FY 2011-12 Budget Cycle
 Schedule 2

FY 2008-09		FY 2009-10		FY 2010-11		FY 2010-11		FY 2011-12	
Actuals	FTE	Actuals	FTE	Appropriated	FTE	Estimate	FTE	Request	FTE

Department Total

Total Expenditures / Appropriation / Request										
Total Funds	\$376,732,246	24.3	\$339,178,594	24.7	\$356,999,817	31.5	\$349,893,509	31.5	\$361,129,365	31.5
General Fund	\$86,212,206		\$1,907,015		\$2,550,137		\$2,397,284		\$2,587,488	
General Fund Exempt	\$0		\$0		\$0		\$0		\$0	
Cash Funds	\$290,520,040		\$337,271,579		\$354,449,680		\$347,496,225		\$358,541,877	
Cash Funds Exempt / Reappropriated Funds	\$0		\$0		\$0		\$0		\$0	
Federal Funds	\$0		\$0		\$0		\$0		\$0	

Colorado Department of Treasury
 FY 2011-12 Budget Cycle
 Schedule 3

(1) ADMINISTRATION; Personal Services

	FY 2008-09		FY 2009-10		FY 2010-11		FY 2010-11		FY 2011-12	
	Actuals	FTE	Actuals	FTE	Appropriated	FTE	Estimate	FTE	Request	FTE
HB 08-1375, SB 09-259, HB 10-1376 (Long Bill)										
Total Funds	\$1,236,712	16.0	\$1,298,635	16.0	\$1,269,689	16.0	\$1,269,689	16.0	\$1,269,689	16.0
General Fund	\$479,223		\$475,678		\$446,732		\$293,879		\$446,732	
General Fund Exempt	\$0		\$0		\$0		\$0		\$0	
Cash Funds	\$757,489		\$822,957		\$822,957		\$975,810		\$822,957	
Cash Funds Exempt / Reappropriated Funds	\$0		\$0		\$0		\$0		\$0	
Federal Funds	\$0		\$0		\$0		\$0		\$0	

SB 09-203, HB 10-1317 (Agency Supplemental Bill)

Total Funds	\$0	0.0	\$13,016	0.0	N/A	N/A	N/A	N/A	N/A	N/A
General Fund	(\$239,304)		(\$217,336)		N/A		N/A		N/A	
General Fund Exempt	\$0		\$0		N/A		N/A		N/A	
Cash Funds	\$239,304		\$230,352		N/A		N/A		N/A	
Cash Funds Exempt / Reappropriated Funds	\$0		\$0		\$0		\$0		N/A	
Federal Funds	\$0		\$0		N/A		N/A		N/A	

(Long Bill Add-ons)

Total Funds	\$0	0.0	\$0	0.0	N/A	N/A	N/A	N/A	N/A	N/A
General Fund	\$0		\$0		N/A		N/A		N/A	
General Fund Exempt	\$0		\$0		N/A		N/A		N/A	
Cash Funds	\$0		\$0		N/A		N/A		N/A	
Cash Funds Exempt / Reappropriated Funds	\$0		\$0		\$0		\$0		N/A	
Federal Funds	\$0		\$0		N/A		N/A		N/A	

(Special Bill Short Title)

Total Funds	\$0	0.0	\$0	0.0	\$0	0.0	\$0	0.0	N/A	N/A
General Fund	\$0		\$0		\$0		\$0		N/A	
General Fund Exempt	\$0		\$0		\$0		\$0		N/A	
Cash Funds	\$0		\$0		\$0		\$0		N/A	
Cash Funds Exempt / Reappropriated Funds	\$0		\$0		\$0		\$0		N/A	
Federal Funds	\$0		\$0		\$0		\$0		N/A	

Colorado Department of Treasury
 FY 2011-12 Budget Cycle
 Schedule 3

(1) ADMINISTRATION; Personal Services

(Special Bill Short Title)	FY 2008-09		FY 2009-10		FY 2010-11		FY 2010-11		FY 2011-12	
	Actuals	FTE	Actuals	FTE	Appropriated	FTE	Estimate	FTE	Request	FTE
Total Funds	\$0	0.0	\$0	0.0	\$0	0.0	\$0	0.0	N/A	N/A
General Fund	\$0		\$0		\$0		\$0		N/A	
General Fund Exempt	\$0		\$0		\$0		\$0		N/A	
Cash Funds	\$0		\$0		\$0		\$0		N/A	
Cash Funds Exempt / Reappropriated Funds	\$0		\$0		\$0		\$0		N/A	
Federal Funds	\$0		\$0		\$0		\$0		N/A	

Total Appropriation

Total Funds	\$1,236,712	16.0	\$1,311,651	16.0	\$1,269,689	16.0	\$1,269,689	16.0	\$1,269,689	16.0
General Fund	\$239,919		\$258,342		\$446,732		\$293,879		\$446,732	
General Fund Exempt	\$0		\$0		\$0		\$0		\$0	
Cash Funds	\$996,793		\$1,053,309		\$822,957		\$975,810		\$822,957	
Cash Funds Exempt / Reappropriated Funds	\$0		\$0		\$0		\$0		\$0	
Federal Funds	\$0		\$0		\$0		\$0		\$0	

Year-End Transfers

Total Funds	\$0		\$0		N/A		N/A		N/A	
General Fund	\$0		\$0		N/A		N/A		N/A	
General Fund Exempt	\$0		\$0		N/A		N/A		N/A	
Cash Funds	\$0		\$0		N/A		N/A		N/A	
Cash Funds Exempt / Reappropriated Funds	\$0		\$0		N/A		N/A		N/A	
Federal Funds	\$0		\$0		N/A		N/A		N/A	

POTS Expenditures / Allocation

Total Funds	\$65,248		\$0		N/A		\$0		N/A	
General Fund	\$65,248		\$0		N/A		\$0		N/A	
General Fund Exempt	\$0		\$0		N/A		\$0		N/A	
Cash Funds	\$0		\$0		N/A		\$0		N/A	
Cash Funds Exempt / Reappropriated Funds	\$0		\$0		N/A		\$0		N/A	
Federal Funds	\$0		\$0		N/A		\$0		N/A	

Colorado Department of Treasury
FY 2011-12 Budget Cycle
Schedule 3

(1) ADMINISTRATION; Personal Services

	FY 2008-09		FY 2009-10		FY 2010-11		FY 2010-11		FY 2011-12	
	Actuals	FTE	Actuals	FTE	Appropriated	FTE	Estimate	FTE	Request	FTE
Roll-Forward										
Total Funds	\$0		(\$55,983)		N/A		N/A		N/A	
General Fund	\$0		\$0		N/A		N/A		N/A	
General Fund Exempt	\$0		\$0		N/A		N/A		N/A	
Cash Funds	\$0		(\$55,983)		N/A		N/A		N/A	
Cash Funds Exempt / Reappropriated Funds	\$0		\$0		N/A		N/A		N/A	
Federal Funds	\$0		\$0		N/A		N/A		N/A	

1331 Supplemental #1 (Short Title)

Total Funds	N/A	N/A	N/A	N/A	N/A	N/A	\$0	0.0	N/A	N/A
General Fund	N/A		N/A		N/A		\$0		N/A	
General Fund Exempt	N/A		N/A		N/A		\$0		N/A	
Cash Funds	N/A		N/A		N/A		\$0		N/A	
Cash Funds Exempt / Reappropriated Funds	N/A		N/A		N/A		\$0		N/A	
Federal Funds	N/A		N/A		N/A		\$0		N/A	

Request Year Base and Other Adjustments (see Reconciliation for details)

Total Funds	N/A	N/A	N/A	N/A	N/A	N/A	N/A	N/A	\$28,946	0.0
General Fund	N/A		N/A		N/A		N/A		(\$101,053)	
General Fund Exempt	N/A		N/A		N/A		N/A		\$0	
Cash Funds	N/A		N/A		N/A		N/A		\$129,999	
Cash Funds Exempt / Reappropriated Funds	N/A		N/A		N/A		N/A		\$0	
Federal Funds	N/A		N/A		N/A		N/A		\$0	

Total Spending Authority / Request

Total Funds	\$1,301,960	16.0	\$1,255,668	16.0	\$1,269,689	16.0	\$1,269,689	16.0	\$1,298,635	16.0
General Fund	\$305,167		\$258,342		\$446,732		\$293,879		\$345,679	
General Fund Exempt	\$0		\$0		\$0		\$0		\$0	
Cash Funds	\$996,793		\$997,326		\$822,957		\$975,810		\$952,956	
Cash Funds Exempt / Reappropriated Funds	\$0		\$0		\$0		\$0		\$0	
Federal Funds	\$0		\$0		\$0		\$0		\$0	

Colorado Department of Treasury
 FY 2011-12 Budget Cycle
 Schedule 3

(1) ADMINISTRATION; Personal Services

	FY 2008-09		FY 2009-10		FY 2010-11		FY 2010-11		FY 2011-12	
	Actuals	FTE	Actuals	FTE	Appropriated	FTE	Estimate	FTE	Request	FTE
Expenditures										
Total Funds	\$1,284,417	15.1	\$1,242,508	15.8	N/A	N/A	N/A	N/A	N/A	N/A
General Fund	\$287,624		\$245,182		N/A		N/A		N/A	
General Fund Exempt	\$0		\$0		N/A		N/A		N/A	
Cash Funds	\$996,793		\$997,326		N/A		N/A		N/A	
Cash Funds Exempt / Reappropriated Funds	\$0		\$0		N/A		N/A		N/A	
Federal Funds	\$0		\$0		N/A		N/A		N/A	
Under/(Over) Expenditures										
Total Funds	\$17,543	0.9	\$13,160	0.2	N/A	N/A	N/A	N/A	N/A	N/A
General Fund	\$17,543		\$13,160		N/A		N/A		N/A	
General Fund Exempt	\$0		\$0		N/A		N/A		N/A	
Cash Funds	\$0		\$0		N/A		N/A		N/A	
Cash Funds Exempt / Reappropriated Funds	\$0		\$0		N/A		N/A		N/A	
Federal Funds	\$0		\$0		N/A		N/A		N/A	

Colorado Department of Treasury
 FY 2011-12 Budget Cycle
 Schedule 3

(1) ADMINISTRATION; Health, Life, and Dental

	FY 2008-09		FY 2009-10		FY 2010-11		FY 2010-11		FY 2011-12	
	Actuals	FTE	Actuals	FTE	Appropriated	FTE	Estimate	FTE	Request	FTE

HB 08-1375, SB 09-259, HB 10-1376 (Long Bill)

Total Funds	\$141,369	0.0	\$145,818	0.0	\$188,858	0.0	\$188,858	0.0	\$188,858	0.0
General Fund	\$82,470		\$78,939		\$93,321		\$93,321		\$93,321	
General Fund Exempt	\$0		\$0		\$0		\$0		\$0	
Cash Funds	\$58,899		\$66,879		\$95,537		\$95,537		\$95,537	
Cash Funds Exempt / Reappropriated Funds	\$0		\$0		\$0		\$0		\$0	
Federal Funds	\$0		\$0		\$0		\$0		\$0	

(Agency Supplemental Bill)

Total Funds	\$0	0.0	\$0	0.0	N/A	N/A	N/A	N/A	N/A	N/A
General Fund	\$0		\$0		N/A		N/A		N/A	
General Fund Exempt	\$0		\$0		N/A		N/A		N/A	
Cash Funds	\$0		\$0		N/A		N/A		N/A	
Cash Funds Exempt / Reappropriated Funds	\$0		\$0		\$0		\$0		N/A	
Federal Funds	\$0		\$0		N/A		N/A		N/A	

(Long Bill Add-ons)

Total Funds	\$0	0.0	\$0	0.0	N/A	N/A	N/A	N/A	N/A	N/A
General Fund	\$0		\$0		N/A		N/A		N/A	
General Fund Exempt	\$0		\$0		N/A		N/A		N/A	
Cash Funds	\$0		\$0		N/A		N/A		N/A	
Cash Funds Exempt / Reappropriated Funds	\$0		\$0		\$0		\$0		N/A	
Federal Funds	\$0		\$0		N/A		N/A		N/A	

(Special Bill Short Title)

Total Funds	\$0	0.0	\$0	0.0	\$0	0.0	\$0	0.0	N/A	N/A
General Fund	\$0		\$0		\$0		\$0		N/A	
General Fund Exempt	\$0		\$0		\$0		\$0		N/A	
Cash Funds	\$0		\$0		\$0		\$0		N/A	
Cash Funds Exempt / Reappropriated Funds	\$0		\$0		\$0		\$0		N/A	
Federal Funds	\$0		\$0		\$0		\$0		N/A	

Colorado Department of Treasury
 FY 2011-12 Budget Cycle
 Schedule 3

(1) ADMINISTRATION; Health, Life, and Dental

(Special Bill Short Title)	FY 2008-09		FY 2009-10		FY 2010-11		FY 2010-11		FY 2011-12		
	Actuals	FTE	Actuals	FTE	Appropriated	FTE	Estimate	FTE	Request	FTE	
Total Funds	\$0	0.0	\$0	0.0	\$0	0.0	\$0	0.0		N/A	N/A
General Fund	\$0		\$0		\$0		\$0			N/A	
General Fund Exempt	\$0		\$0		\$0		\$0			N/A	
Cash Funds	\$0		\$0		\$0		\$0			N/A	
Cash Funds Exempt / Reappropriated Funds	\$0		\$0		\$0		\$0			N/A	
Federal Funds	\$0		\$0		\$0		\$0			N/A	

Total Appropriation

Total Funds	\$141,369	0.0	\$145,818	0.0	\$188,858	0.0	\$188,858	0.0	\$188,858	0.0
General Fund	\$82,470		\$78,939		\$93,321		\$93,321		\$93,321	
General Fund Exempt	\$0		\$0		\$0		\$0		\$0	
Cash Funds	\$58,899		\$66,879		\$95,537		\$95,537		\$95,537	
Cash Funds Exempt / Reappropriated Funds	\$0		\$0		\$0		\$0		\$0	
Federal Funds	\$0		\$0		\$0		\$0		\$0	

Year-End Transfers

Total Funds	\$0		\$0		N/A		N/A		N/A	
General Fund	\$0		\$0		N/A		N/A		N/A	
General Fund Exempt	\$0		\$0		N/A		N/A		N/A	
Cash Funds	\$0		\$0		N/A		N/A		N/A	
Cash Funds Exempt / Reappropriated Funds	\$0		\$0		N/A		N/A		N/A	
Federal Funds	\$0		\$0		N/A		N/A		N/A	

POTS Expenditures / Allocation

Total Funds	\$0		\$0		N/A		\$0		N/A	
General Fund	\$0		\$0		N/A		\$0		N/A	
General Fund Exempt	\$0		\$0		N/A		\$0		N/A	
Cash Funds	\$0		\$0		N/A		\$0		N/A	
Cash Funds Exempt / Reappropriated Funds	\$0		\$0		N/A		\$0		N/A	
Federal Funds	\$0		\$0		N/A		\$0		N/A	

Colorado Department of Treasury
 FY 2011-12 Budget Cycle
 Schedule 3

(1) ADMINISTRATION; Health, Life, and Dental

	FY 2008-09		FY 2009-10		FY 2010-11		FY 2010-11		FY 2011-12	
	Actuals	FTE	Actuals	FTE	Appropriated	FTE	Estimate	FTE	Request	FTE

Roll-Forward

Total Funds	\$0		\$0		N/A		N/A		N/A	
General Fund	\$0		\$0		N/A		N/A		N/A	
General Fund Exempt	\$0		\$0		N/A		N/A		N/A	
Cash Funds	\$0		\$0		N/A		N/A		N/A	
Cash Funds Exempt / Reappropriated Funds	\$0		\$0		N/A		N/A		N/A	
Federal Funds	\$0		\$0		N/A		N/A		N/A	

1331 Supplemental #1 (Short Title)

Total Funds	N/A	N/A	N/A	N/A	N/A	N/A	\$0	0.0	N/A	N/A
General Fund	N/A		N/A		N/A		\$0		N/A	
General Fund Exempt	N/A		N/A		N/A		\$0		N/A	
Cash Funds	N/A		N/A		N/A		\$0		N/A	
Cash Funds Exempt / Reappropriated Funds	N/A		N/A		N/A		\$0		N/A	
Federal Funds	N/A		N/A		N/A		\$0		N/A	

Request Year Base and Other Adjustments (see Reconciliation for details)

Total Funds	N/A	N/A	N/A	N/A	N/A	N/A	N/A	N/A	\$1,345	0.0
General Fund	N/A		N/A		N/A		N/A		(\$1,721)	
General Fund Exempt	N/A		N/A		N/A		N/A		\$0	
Cash Funds	N/A		N/A		N/A		N/A		\$3,066	
Cash Funds Exempt / Reappropriated Funds	N/A		N/A		N/A		N/A		\$0	
Federal Funds	N/A		N/A		N/A		N/A		\$0	

Total Spending Authority / Request

Total Funds	\$141,369	0.0	\$145,818	0.0	\$188,858	0.0	\$188,858	0.0	\$190,203	0.0
General Fund	\$82,470		\$78,939		\$93,321		\$93,321		\$91,600	
General Fund Exempt	\$0		\$0		\$0		\$0		\$0	
Cash Funds	\$58,899		\$66,879		\$95,537		\$95,537		\$98,603	
Cash Funds Exempt / Reappropriated Funds	\$0		\$0		\$0		\$0		\$0	
Federal Funds	\$0		\$0		\$0		\$0		\$0	

Colorado Department of Treasury
 FY 2011-12 Budget Cycle
 Schedule 3

(1) ADMINISTRATION; Health, Life, and Dental

	FY 2008-09		FY 2009-10		FY 2010-11		FY 2010-11		FY 2011-12	
	Actuals	FTE	Actuals	FTE	Appropriated	FTE	Estimate	FTE	Request	FTE
Expenditures										
Total Funds	\$123,208	0.0	\$134,302	0.0	N/A	N/A	N/A	N/A	N/A	N/A
General Fund	\$64,309		\$67,423		N/A		N/A		N/A	
General Fund Exempt	\$0		\$0		N/A		N/A		N/A	
Cash Funds	\$58,899		\$66,879		N/A		N/A		N/A	
Cash Funds Exempt / Reappropriated Funds	\$0		\$0		N/A		N/A		N/A	
Federal Funds	\$0		\$0		N/A		N/A		N/A	
Under/(Over) Expenditures										
Total Funds	\$18,161	0.0	\$11,516	0.0	N/A	N/A	N/A	N/A	N/A	N/A
General Fund	\$18,161		\$11,516		N/A		N/A		N/A	
General Fund Exempt	\$0		\$0		N/A		N/A		N/A	
Cash Funds	\$0		\$0		N/A		N/A		N/A	
Cash Funds Exempt / Reappropriated Funds	\$0		\$0		N/A		N/A		N/A	
Federal Funds	\$0		\$0		N/A		N/A		N/A	

Colorado Department of Treasury
FY 2011-12 Budget Cycle
Schedule 3

(1) ADMINISTRATION; Short-term Disability

	FY 2008-09		FY 2009-10		FY 2010-11		FY 2010-11		FY 2011-12	
	Actuals	FTE	Actuals	FTE	Appropriated	FTE	Estimate	FTE	Request	FTE
HB 08-1375, SB 09-259, HB 10-1376 (Long Bill)										
Total Funds	\$2,119	0.0	\$2,432	0.0	\$2,838	0.0	\$2,838	0.0	\$2,838	0.0
General Fund	\$1,417		\$1,645		\$1,794		\$1,794		\$1,794	
General Fund Exempt	\$0		\$0		\$0		\$0		\$0	
Cash Funds	\$702		\$787		\$1,044		\$1,044		\$1,044	
Cash Funds Exempt / Reappropriated Funds	\$0		\$0		\$0		\$0		\$0	
Federal Funds	\$0		\$0		\$0		\$0		\$0	
HB 10-1317 (Agency Supplemental Bill)										
Total Funds	\$0	0.0	(\$72)	0.0	N/A	N/A	N/A	N/A	N/A	N/A
General Fund	\$0		(\$49)		N/A		N/A		N/A	
General Fund Exempt	\$0		\$0		N/A		N/A		N/A	
Cash Funds	\$0		(\$23)		N/A		N/A		N/A	
Cash Funds Exempt / Reappropriated Funds	\$0		\$0		\$0		\$0		N/A	
Federal Funds	\$0		\$0		N/A		N/A		N/A	
(Long Bill Add-ons)										
Total Funds	\$0	0.0	\$0	0.0	N/A	N/A	N/A	N/A	N/A	N/A
General Fund	\$0		\$0		N/A		N/A		N/A	
General Fund Exempt	\$0		\$0		N/A		N/A		N/A	
Cash Funds	\$0		\$0		N/A		N/A		N/A	
Cash Funds Exempt / Reappropriated Funds	\$0		\$0		\$0		\$0		N/A	
Federal Funds	\$0		\$0		N/A		N/A		N/A	
(Special Bill Short Title)										
Total Funds	\$0	0.0	\$0	0.0	\$0	0.0	\$0	0.0	N/A	N/A
General Fund	\$0		\$0		\$0		\$0		N/A	
General Fund Exempt	\$0		\$0		\$0		\$0		N/A	
Cash Funds	\$0		\$0		\$0		\$0		N/A	
Cash Funds Exempt / Reappropriated Funds	\$0		\$0		\$0		\$0		N/A	
Federal Funds	\$0		\$0		\$0		\$0		N/A	

Colorado Department of Treasury
FY 2011-12 Budget Cycle
Schedule 3

(1) ADMINISTRATION; Short-term Disability

	FY 2008-09		FY 2009-10		FY 2010-11		FY 2010-11		FY 2011-12	
	Actuals	FTE	Actuals	FTE	Appropriated	FTE	Estimate	FTE	Request	FTE
(Special Bill Short Title)										
Total Funds	\$0	0.0	\$0	0.0	\$0	0.0	\$0	0.0	N/A	N/A
General Fund	\$0		\$0		\$0		\$0		N/A	
General Fund Exempt	\$0		\$0		\$0		\$0		N/A	
Cash Funds	\$0		\$0		\$0		\$0		N/A	
Cash Funds Exempt / Reappropriated Funds	\$0		\$0		\$0		\$0		N/A	
Federal Funds	\$0		\$0		\$0		\$0		N/A	

Total Appropriation

Total Funds	\$2,119	0.0	\$2,360	0.0	\$2,838	0.0	\$2,838	0.0	\$2,838	0.0
General Fund	\$1,417		\$1,596		\$1,794		\$1,794		\$1,794	
General Fund Exempt	\$0		\$0		\$0		\$0		\$0	
Cash Funds	\$702		\$764		\$1,044		\$1,044		\$1,044	
Cash Funds Exempt / Reappropriated Funds	\$0		\$0		\$0		\$0		\$0	
Federal Funds	\$0		\$0		\$0		\$0		\$0	

Year-End Transfers

Total Funds	\$0		\$0		N/A		N/A		N/A	
General Fund	\$0		\$0		N/A		N/A		N/A	
General Fund Exempt	\$0		\$0		N/A		N/A		N/A	
Cash Funds	\$0		\$0		N/A		N/A		N/A	
Cash Funds Exempt / Reappropriated Funds	\$0		\$0		N/A		N/A		N/A	
Federal Funds	\$0		\$0		N/A		N/A		N/A	

POTS Expenditures / Allocation

Total Funds	\$0		\$0		N/A		\$0		N/A	
General Fund	\$0		\$0		N/A		\$0		N/A	
General Fund Exempt	\$0		\$0		N/A		\$0		N/A	
Cash Funds	\$0		\$0		N/A		\$0		N/A	
Cash Funds Exempt / Reappropriated Funds	\$0		\$0		N/A		\$0		N/A	
Federal Funds	\$0		\$0		N/A		\$0		N/A	

Colorado Department of Treasury
FY 2011-12 Budget Cycle
Schedule 3

(1) ADMINISTRATION; Short-term Disability

	FY 2008-09		FY 2009-10		FY 2010-11		FY 2010-11		FY 2011-12	
	Actuals	FTE	Actuals	FTE	Appropriated	FTE	Estimate	FTE	Request	FTE
Roll-Forward										
Total Funds	\$0		\$0		N/A		N/A		N/A	
General Fund	\$0		\$0		N/A		N/A		N/A	
General Fund Exempt	\$0		\$0		N/A		N/A		N/A	
Cash Funds	\$0		\$0		N/A		N/A		N/A	
Cash Funds Exempt / Reappropriated Funds	\$0		\$0		N/A		N/A		N/A	
Federal Funds	\$0		\$0		N/A		N/A		N/A	

1331 Supplemental #1 (Short Title)

Total Funds	N/A	N/A	N/A	N/A	N/A	N/A	\$0	0.0	N/A	N/A
General Fund	N/A		N/A		N/A		\$0		N/A	
General Fund Exempt	N/A		N/A		N/A		\$0		N/A	
Cash Funds	N/A		N/A		N/A		\$0		N/A	
Cash Funds Exempt / Reappropriated Funds	N/A		N/A		N/A		\$0		N/A	
Federal Funds	N/A		N/A		N/A		\$0		N/A	

Request Year Base and Other Adjustments (see Reconciliation for details)

Total Funds	N/A	N/A	N/A	N/A	N/A	N/A	N/A	N/A	\$473	0.0
General Fund	N/A		N/A		N/A		N/A		\$154	
General Fund Exempt	N/A		N/A		N/A		N/A		\$0	
Cash Funds	N/A		N/A		N/A		N/A		\$319	
Cash Funds Exempt / Reappropriated Funds	N/A		N/A		N/A		N/A		\$0	
Federal Funds	N/A		N/A		N/A		N/A		\$0	

Total Spending Authority / Request

Total Funds	\$2,119	0.0	\$2,360	0.0	\$2,838	0.0	\$2,838	0.0	\$3,311	0.0
General Fund	\$1,417		\$1,596		\$1,794		\$1,794		\$1,948	
General Fund Exempt	\$0		\$0		\$0		\$0		\$0	
Cash Funds	\$702		\$764		\$1,044		\$1,044		\$1,363	
Cash Funds Exempt / Reappropriated Funds	\$0		\$0		\$0		\$0		\$0	
Federal Funds	\$0		\$0		\$0		\$0		\$0	

Colorado Department of Treasury
 FY 2011-12 Budget Cycle
 Schedule 3

(1) ADMINISTRATION; Short-term Disability

	FY 2008-09		FY 2009-10		FY 2010-11		FY 2010-11		FY 2011-12	
	Actuals	FTE	Actuals	FTE	Appropriated	FTE	Estimate	FTE	Request	FTE
Expenditures										
Total Funds	\$2,119	0.0	\$2,360	0.0	N/A	N/A	N/A	N/A	N/A	N/A
General Fund	\$1,417		\$1,596		N/A		N/A		N/A	
General Fund Exempt	\$0		\$0		N/A		N/A		N/A	
Cash Funds	\$702		\$764		N/A		N/A		N/A	
Cash Funds Exempt / Reappropriated Funds	\$0		\$0		N/A		N/A		N/A	
Federal Funds	\$0		\$0		N/A		N/A		N/A	
Under/(Over) Expenditures										
Total Funds	\$0	0.0	\$0	0.0	N/A	N/A	N/A	N/A	N/A	N/A
General Fund	\$0		\$0		N/A		N/A		N/A	
General Fund Exempt	\$0		\$0		N/A		N/A		N/A	
Cash Funds	\$0		\$0		N/A		N/A		N/A	
Cash Funds Exempt / Reappropriated Funds	\$0		\$0		N/A		N/A		N/A	
Federal Funds	\$0		\$0		N/A		N/A		N/A	

Colorado Department of Treasury
FY 2011-12 Budget Cycle
Schedule 3

(1) ADMINISTRATION; S.B. 04-257 Amortization Equalization Disbursement

	FY 2008-09		FY 2009-10		FY 2010-11		FY 2010-11		FY 2011-12	
	Actuals	FTE	Actuals	FTE	Appropriated	FTE	Estimate	FTE	Request	FTE
HB 08-1375, SB 09-259, HB 10-1376 (Long Bill)										
Total Funds	\$27,290	0.0	\$35,684	0.0	\$43,939	0.0	\$43,939	0.0	\$43,939	0.0
General Fund	\$17,071		\$24,115		\$27,788		\$27,788		\$27,788	
General Fund Exempt	\$0		\$0		\$0		\$0		\$0	
Cash Funds	\$10,219		\$11,569		\$16,151		\$16,151		\$16,151	
Cash Funds Exempt / Reappropriated Funds	\$0		\$0		\$0		\$0		\$0	
Federal Funds	\$0		\$0		\$0		\$0		\$0	
HB 10-1317 (Agency Supplemental Bill)										
Total Funds	\$0	0.0	(\$931)	0.0	N/A	N/A	N/A	N/A	N/A	N/A
General Fund	\$0		(\$629)		N/A		N/A		N/A	
General Fund Exempt	\$0		\$0		N/A		N/A		N/A	
Cash Funds	\$0		(\$302)		N/A		N/A		N/A	
Cash Funds Exempt / Reappropriated Funds	\$0		\$0		\$0		\$0		N/A	
Federal Funds	\$0		\$0		N/A		N/A		N/A	
(Long Bill Add-ons)										
Total Funds	\$0	0.0	\$0	0.0	N/A	N/A	N/A	N/A	N/A	N/A
General Fund	\$0		\$0		N/A		N/A		N/A	
General Fund Exempt	\$0		\$0		N/A		N/A		N/A	
Cash Funds	\$0		\$0		N/A		N/A		N/A	
Cash Funds Exempt / Reappropriated Funds	\$0		\$0		\$0		\$0		N/A	
Federal Funds	\$0		\$0		N/A		N/A		N/A	
(Special Bill Short Title)										
Total Funds	\$0	0.0	\$0	0.0	\$0	0.0	\$0	0.0	N/A	N/A
General Fund	\$0		\$0		\$0		\$0		N/A	
General Fund Exempt	\$0		\$0		\$0		\$0		N/A	
Cash Funds	\$0		\$0		\$0		\$0		N/A	
Cash Funds Exempt / Reappropriated Funds	\$0		\$0		\$0		\$0		N/A	
Federal Funds	\$0		\$0		\$0		\$0		N/A	

Colorado Department of Treasury
FY 2011-12 Budget Cycle
Schedule 3

(1) ADMINISTRATION; S.B. 04-257 Amortization Equalization Disbursement

(Special Bill Short Title)	FY 2008-09		FY 2009-10		FY 2010-11		FY 2010-11		FY 2011-12	
	Actuals	FTE	Actuals	FTE	Appropriated	FTE	Estimate	FTE	Request	FTE
Total Funds	\$0	0.0	\$0	0.0	\$0	0.0	\$0	0.0	N/A	N/A
General Fund	\$0		\$0		\$0		\$0		N/A	
General Fund Exempt	\$0		\$0		\$0		\$0		N/A	
Cash Funds	\$0		\$0		\$0		\$0		N/A	
Cash Funds Exempt / Reappropriated Funds	\$0		\$0		\$0		\$0		N/A	
Federal Funds	\$0		\$0		\$0		\$0		N/A	

Total Appropriation

Total Funds	\$27,290	0.0	\$34,753	0.0	\$43,939	0.0	\$43,939	0.0	\$43,939	0.0
General Fund	\$17,071		\$23,486		\$27,788		\$27,788		\$27,788	
General Fund Exempt	\$0		\$0		\$0		\$0		\$0	
Cash Funds	\$10,219		\$11,267		\$16,151		\$16,151		\$16,151	
Cash Funds Exempt / Reappropriated Funds	\$0		\$0		\$0		\$0		\$0	
Federal Funds	\$0		\$0		\$0		\$0		\$0	

Year-End Transfers

Total Funds	\$0		\$0		N/A		N/A		N/A	
General Fund	\$0		\$0		N/A		N/A		N/A	
General Fund Exempt	\$0		\$0		N/A		N/A		N/A	
Cash Funds	\$0		\$0		N/A		N/A		N/A	
Cash Funds Exempt / Reappropriated Funds	\$0		\$0		N/A		N/A		N/A	
Federal Funds	\$0		\$0		N/A		N/A		N/A	

POTS Expenditures / Allocation

Total Funds	\$0		\$0		N/A		\$0		N/A	
General Fund	\$0		\$0		N/A		\$0		N/A	
General Fund Exempt	\$0		\$0		N/A		\$0		N/A	
Cash Funds	\$0		\$0		N/A		\$0		N/A	
Cash Funds Exempt / Reappropriated Funds	\$0		\$0		N/A		\$0		N/A	
Federal Funds	\$0		\$0		N/A		\$0		N/A	

Colorado Department of Treasury
FY 2011-12 Budget Cycle
Schedule 3

(1) ADMINISTRATION; S.B. 04-257 Amortization Equalization Disbursement

	FY 2008-09		FY 2009-10		FY 2010-11		FY 2010-11		FY 2011-12	
	Actuals	FTE	Actuals	FTE	Appropriated	FTE	Estimate	FTE	Request	FTE
Roll-Forward										
Total Funds	\$0		\$0		N/A		N/A		N/A	
General Fund	\$0		\$0		N/A		N/A		N/A	
General Fund Exempt	\$0		\$0		N/A		N/A		N/A	
Cash Funds	\$0		\$0		N/A		N/A		N/A	
Cash Funds Exempt / Reappropriated Funds	\$0		\$0		N/A		N/A		N/A	
Federal Funds	\$0		\$0		N/A		N/A		N/A	
1331 Supplemental #1 (Short Title)										
Total Funds	N/A	N/A	N/A	N/A	N/A	N/A	\$0	0.0	N/A	N/A
General Fund	N/A		N/A		N/A		\$0		N/A	
General Fund Exempt	N/A		N/A		N/A		\$0		N/A	
Cash Funds	N/A		N/A		N/A		\$0		N/A	
Cash Funds Exempt / Reappropriated Funds	N/A		N/A		N/A		\$0		N/A	
Federal Funds	N/A		N/A		N/A		\$0		N/A	
Request Year Base and Other Adjustments (see Reconciliation for details)										
Total Funds	N/A	N/A	N/A	N/A	N/A	N/A	N/A	N/A	\$8,437	0.0
General Fund	N/A		N/A		N/A		N/A		\$3,027	
General Fund Exempt	N/A		N/A		N/A		N/A		\$0	
Cash Funds	N/A		N/A		N/A		N/A		\$5,410	
Cash Funds Exempt / Reappropriated Funds	N/A		N/A		N/A		N/A		\$0	
Federal Funds	N/A		N/A		N/A		N/A		\$0	
Total Spending Authority / Request										
Total Funds	\$27,290	0.0	\$34,753	0.0	\$43,939	0.0	\$43,939	0.0	\$52,376	0.0
General Fund	\$17,071		\$23,486		\$27,788		\$27,788		\$30,815	
General Fund Exempt	\$0		\$0		\$0		\$0		\$0	
Cash Funds	\$10,219		\$11,267		\$16,151		\$16,151		\$21,561	
Cash Funds Exempt / Reappropriated Funds	\$0		\$0		\$0		\$0		\$0	
Federal Funds	\$0		\$0		\$0		\$0		\$0	

Colorado Department of Treasury
 FY 2011-12 Budget Cycle
 Schedule 3

(1) ADMINISTRATION; S.B. 04-257 Amortization Equalization Disbursement

	FY 2008-09		FY 2009-10		FY 2010-11		FY 2010-11		FY 2011-12	
	Actuals	FTE	Actuals	FTE	Appropriated	FTE	Estimate	FTE	Request	FTE
Expenditures										
Total Funds	\$26,027	0.0	\$31,855	0.0	N/A	N/A	N/A	N/A	N/A	N/A
General Fund	\$15,808		\$20,588		N/A		N/A		N/A	
General Fund Exempt	\$0		\$0		N/A		N/A		N/A	
Cash Funds	\$10,219		\$11,267		N/A		N/A		N/A	
Cash Funds Exempt / Reappropriated Funds	\$0		\$0		N/A		N/A		N/A	
Federal Funds	\$0		\$0		N/A		N/A		N/A	
Under/(Over) Expenditures										
Total Funds	\$1,263	0.0	\$2,898	0.0	N/A	N/A	N/A	N/A	N/A	N/A
General Fund	\$1,263		\$2,898		N/A		N/A		N/A	
General Fund Exempt	\$0		\$0		N/A		N/A		N/A	
Cash Funds	\$0		\$0		N/A		N/A		N/A	
Cash Funds Exempt / Reappropriated Funds	\$0		\$0		N/A		N/A		N/A	
Federal Funds	\$0		\$0		N/A		N/A		N/A	

Colorado Department of Treasury
 FY 2011-12 Budget Cycle
 Schedule 3

(1) ADMINISTRATION; S.B. 06-235 Supplemental Amortization Equalization Disbursement

	FY 2008-09		FY 2009-10		FY 2010-11		FY 2010-11		FY 2011-12	
	Actuals	FTE	Actuals	FTE	Appropriated	FTE	Estimate	FTE	Request	FTE
HB 08-1375, SB 09-259, HB 10-1376 (Long Bill)										
Total Funds	\$12,262	0.0	\$22,280	0.0	\$32,049	0.0	\$32,049	0.0	\$32,049	0.0
General Fund	\$7,719		\$14,586		\$20,261		\$20,261		\$20,261	
General Fund Exempt	\$0		\$0		\$0		\$0		\$0	
Cash Funds	\$4,543		\$7,694		\$11,788		\$11,788		\$11,788	
Cash Funds Exempt / Reappropriated Funds	\$0		\$0		\$0		\$0		\$0	
Federal Funds	\$0		\$0		\$0		\$0		\$0	
HB 10-1317 (Agency Supplemental Bill)										
Total Funds	\$0	0.0	(\$582)	0.0	N/A	N/A	N/A	N/A	N/A	N/A
General Fund	\$0		(\$393)		N/A		N/A		N/A	
General Fund Exempt	\$0		\$0		N/A		N/A		N/A	
Cash Funds	\$0		(\$189)		N/A		N/A		N/A	
Cash Funds Exempt / Reappropriated Funds	\$0		\$0		\$0		\$0		N/A	
Federal Funds	\$0		\$0		N/A		N/A		N/A	
(Long Bill Add-ons)										
Total Funds	\$0	0.0	\$0	0.0	N/A	N/A	N/A	N/A	N/A	N/A
General Fund	\$0		\$0		N/A		N/A		N/A	
General Fund Exempt	\$0		\$0		N/A		N/A		N/A	
Cash Funds	\$0		\$0		N/A		N/A		N/A	
Cash Funds Exempt / Reappropriated Funds	\$0		\$0		\$0		\$0		N/A	
Federal Funds	\$0		\$0		N/A		N/A		N/A	
(Special Bill Short Title)										
Total Funds	\$0	0.0	\$0	0.0	\$0	0.0	\$0	0.0	N/A	N/A
General Fund	\$0		\$0		\$0		\$0		N/A	
General Fund Exempt	\$0		\$0		\$0		\$0		N/A	
Cash Funds	\$0		\$0		\$0		\$0		N/A	
Cash Funds Exempt / Reappropriated Funds	\$0		\$0		\$0		\$0		N/A	
Federal Funds	\$0		\$0		\$0		\$0		N/A	

Colorado Department of Treasury
 FY 2011-12 Budget Cycle
 Schedule 3

(1) ADMINISTRATION; S.B. 06-235 Supplemental Amortization Equalization Disbursement

(Special Bill Short Title)	FY 2008-09		FY 2009-10		FY 2010-11		FY 2010-11		FY 2011-12	
	Actuals	FTE	Actuals	FTE	Appropriated	FTE	Estimate	FTE	Request	FTE
Total Funds	\$0	0.0	\$0	0.0	\$0	0.0	\$0	0.0	N/A	N/A
General Fund	\$0		\$0		\$0		\$0		N/A	
General Fund Exempt	\$0		\$0		\$0		\$0		N/A	
Cash Funds	\$0		\$0		\$0		\$0		N/A	
Cash Funds Exempt / Reappropriated Funds	\$0		\$0		\$0		\$0		N/A	
Federal Funds	\$0		\$0		\$0		\$0		N/A	

Total Appropriation

Total Funds	\$12,262	0.0	\$21,698	0.0	\$32,049	0.0	\$32,049	0.0	\$32,049	0.0
General Fund	\$7,719		\$14,193		\$20,261		\$20,261		\$20,261	
General Fund Exempt	\$0		\$0		\$0		\$0		\$0	
Cash Funds	\$4,543		\$7,505		\$11,788		\$11,788		\$11,788	
Cash Funds Exempt / Reappropriated Funds	\$0		\$0		\$0		\$0		\$0	
Federal Funds	\$0		\$0		\$0		\$0		\$0	

Year-End Transfers

Total Funds	\$0		\$0		N/A		N/A		N/A	
General Fund	\$0		\$0		N/A		N/A		N/A	
General Fund Exempt	\$0		\$0		N/A		N/A		N/A	
Cash Funds	\$0		\$0		N/A		N/A		N/A	
Cash Funds Exempt / Reappropriated Funds	\$0		\$0		N/A		N/A		N/A	
Federal Funds	\$0		\$0		N/A		N/A		N/A	

POTS Expenditures / Allocation

Total Funds	\$0		\$0		N/A		\$0		N/A	
General Fund	\$0		\$0		N/A		\$0		N/A	
General Fund Exempt	\$0		\$0		N/A		\$0		N/A	
Cash Funds	\$0		\$0		N/A		\$0		N/A	
Cash Funds Exempt / Reappropriated Funds	\$0		\$0		N/A		\$0		N/A	
Federal Funds	\$0		\$0		N/A		\$0		N/A	

Colorado Department of Treasury
FY 2011-12 Budget Cycle
Schedule 3

(1) ADMINISTRATION; S.B. 06-235 Supplemental Amortization Equalization Disbursement

	FY 2008-09		FY 2009-10		FY 2010-11		FY 2010-11		FY 2011-12	
	Actuals	FTE	Actuals	FTE	Appropriated	FTE	Estimate	FTE	Request	FTE
Roll-Forward										
Total Funds	\$0		\$0		N/A		N/A		N/A	
General Fund	\$0		\$0		N/A		N/A		N/A	
General Fund Exempt	\$0		\$0		N/A		N/A		N/A	
Cash Funds	\$0		\$0		N/A		N/A		N/A	
Cash Funds Exempt / Reappropriated Funds	\$0		\$0		N/A		N/A		N/A	
Federal Funds	\$0		\$0		N/A		N/A		N/A	
1331 Supplemental #1 (Short Title)										
Total Funds	N/A	N/A	N/A	N/A	N/A	N/A	\$0	0.0	N/A	N/A
General Fund	N/A		N/A		N/A		\$0		N/A	
General Fund Exempt	N/A		N/A		N/A		\$0		N/A	
Cash Funds	N/A		N/A		N/A		\$0		N/A	
Cash Funds Exempt / Reappropriated Funds	N/A		N/A		N/A		\$0		N/A	
Federal Funds	N/A		N/A		N/A		\$0		N/A	
Request Year Base and Other Adjustments (see Reconciliation for details)										
Total Funds	N/A	N/A	N/A	N/A	N/A	N/A	N/A	N/A	\$10,039	0.0
General Fund	N/A		N/A		N/A		N/A		\$4,501	
General Fund Exempt	N/A		N/A		N/A		N/A		\$0	
Cash Funds	N/A		N/A		N/A		N/A		\$5,538	
Cash Funds Exempt / Reappropriated Funds	N/A		N/A		N/A		N/A		\$0	
Federal Funds	N/A		N/A		N/A		N/A		\$0	
Total Spending Authority / Request										
Total Funds	\$12,262	0.0	\$21,698	0.0	\$32,049	0.0	\$32,049	0.0	\$42,088	0.0
General Fund	\$7,719		\$14,193		\$20,261		\$20,261		\$24,762	
General Fund Exempt	\$0		\$0		\$0		\$0		\$0	
Cash Funds	\$4,543		\$7,505		\$11,788		\$11,788		\$17,326	
Cash Funds Exempt / Reappropriated Funds	\$0		\$0		\$0		\$0		\$0	
Federal Funds	\$0		\$0		\$0		\$0		\$0	

Colorado Department of Treasury
 FY 2011-12 Budget Cycle
 Schedule 3

(1) ADMINISTRATION; S.B. 06-235 Supplemental Amortization Equalization Disbursement

	FY 2008-09		FY 2009-10		FY 2010-11		FY 2010-11		FY 2011-12	
	Actuals	FTE	Actuals	FTE	Appropriated	FTE	Estimate	FTE	Request	FTE
Expenditures										
Total Funds	\$12,052	0.0	\$19,137	0.0	N/A	N/A	N/A	N/A	N/A	N/A
General Fund	\$7,509		\$11,632		N/A		N/A		N/A	
General Fund Exempt	\$0		\$0		N/A		N/A		N/A	
Cash Funds	\$4,543		\$7,505		N/A		N/A		N/A	
Cash Funds Exempt / Reappropriated Funds	\$0		\$0		N/A		N/A		N/A	
Federal Funds	\$0		\$0		N/A		N/A		N/A	
Under/(Over) Expenditures										
Total Funds	\$210	0.0	\$2,561	0.0	N/A	N/A	N/A	N/A	N/A	N/A
General Fund	\$210		\$2,561		N/A		N/A		N/A	
General Fund Exempt	\$0		\$0		N/A		N/A		N/A	
Cash Funds	\$0		\$0		N/A		N/A		N/A	
Cash Funds Exempt / Reappropriated Funds	\$0		\$0		N/A		N/A		N/A	
Federal Funds	\$0		\$0		N/A		N/A		N/A	

Colorado Department of Treasury
 FY 2011-12 Budget Cycle
 Schedule 3

(1) ADMINISTRATION; Salary Survey and Senior Executive Service

	FY 2008-09		FY 2009-10		FY 2010-11		FY 2010-11		FY 2011-12	
	Actuals	FTE	Actuals	FTE	Appropriated	FTE	Estimate	FTE	Request	FTE
HB 08-1375, SB 09-259, HB 10-1376 (Long Bill)										
Total Funds	\$71,339	0.0	\$0	0.0	\$0	0.0	\$0	0.0	\$0	0.0
General Fund	\$48,625		\$0		\$0		\$0		\$0	
General Fund Exempt	\$0		\$0		\$0		\$0		\$0	
Cash Funds	\$22,714		\$0		\$0		\$0		\$0	
Cash Funds Exempt / Reappropriated Funds	\$0		\$0		\$0		\$0		\$0	
Federal Funds	\$0		\$0		\$0		\$0		\$0	
____ (Agency Supplemental Bill)										
Total Funds	\$0	0.0	\$0	0.0	N/A	N/A	N/A	N/A	N/A	N/A
General Fund	\$0		\$0		N/A		N/A		N/A	
General Fund Exempt	\$0		\$0		N/A		N/A		N/A	
Cash Funds	\$0		\$0		N/A		N/A		N/A	
Cash Funds Exempt / Reappropriated Funds	\$0		\$0		\$0		\$0		N/A	
Federal Funds	\$0		\$0		N/A		N/A		N/A	
____ (Long Bill Add-ons)										
Total Funds	\$0	0.0	\$0	0.0	N/A	N/A	N/A	N/A	N/A	N/A
General Fund	\$0		\$0		N/A		N/A		N/A	
General Fund Exempt	\$0		\$0		N/A		N/A		N/A	
Cash Funds	\$0		\$0		N/A		N/A		N/A	
Cash Funds Exempt / Reappropriated Funds	\$0		\$0		\$0		\$0		N/A	
Federal Funds	\$0		\$0		N/A		N/A		N/A	
____ (Special Bill Short Title)										
Total Funds	\$0	0.0	\$0	0.0	\$0	0.0	\$0	0.0	N/A	N/A
General Fund	\$0		\$0		\$0		\$0		N/A	
General Fund Exempt	\$0		\$0		\$0		\$0		N/A	
Cash Funds	\$0		\$0		\$0		\$0		N/A	
Cash Funds Exempt / Reappropriated Funds	\$0		\$0		\$0		\$0		N/A	
Federal Funds	\$0		\$0		\$0		\$0		N/A	

Colorado Department of Treasury
 FY 2011-12 Budget Cycle
 Schedule 3

(1) ADMINISTRATION; Salary Survey and Senior Executive Service

(Special Bill Short Title)	FY 2008-09		FY 2009-10		FY 2010-11		FY 2010-11		FY 2011-12	
	Actuals	FTE	Actuals	FTE	Appropriated	FTE	Estimate	FTE	Request	FTE
Total Funds	\$0	0.0	\$0	0.0	\$0	0.0	\$0	0.0	N/A	N/A
General Fund	\$0		\$0		\$0		\$0		N/A	
General Fund Exempt	\$0		\$0		\$0		\$0		N/A	
Cash Funds	\$0		\$0		\$0		\$0		N/A	
Cash Funds Exempt / Reappropriated Funds	\$0		\$0		\$0		\$0		N/A	
Federal Funds	\$0		\$0		\$0		\$0		N/A	

Total Appropriation

Total Funds	\$71,339	0.0	\$0	0.0	\$0	0.0	\$0	0.0	\$0	0.0
General Fund	\$48,625		\$0		\$0		\$0		\$0	
General Fund Exempt	\$0		\$0		\$0		\$0		\$0	
Cash Funds	\$22,714		\$0		\$0		\$0		\$0	
Cash Funds Exempt / Reappropriated Funds	\$0		\$0		\$0		\$0		\$0	
Federal Funds	\$0		\$0		\$0		\$0		\$0	

Year-End Transfers

Total Funds	\$0		\$0		N/A		N/A		N/A	
General Fund	\$0		\$0		N/A		N/A		N/A	
General Fund Exempt	\$0		\$0		N/A		N/A		N/A	
Cash Funds	\$0		\$0		N/A		N/A		N/A	
Cash Funds Exempt / Reappropriated Funds	\$0		\$0		N/A		N/A		N/A	
Federal Funds	\$0		\$0		N/A		N/A		N/A	

POTS Expenditures / Allocation

Total Funds	\$0		\$0		N/A		\$0		N/A	
General Fund	\$0		\$0		N/A		\$0		N/A	
General Fund Exempt	\$0		\$0		N/A		\$0		N/A	
Cash Funds	\$0		\$0		N/A		\$0		N/A	
Cash Funds Exempt / Reappropriated Funds	\$0		\$0		N/A		\$0		N/A	
Federal Funds	\$0		\$0		N/A		\$0		N/A	

Colorado Department of Treasury
 FY 2011-12 Budget Cycle
 Schedule 3

(1) ADMINISTRATION; Salary Survey and Senior Executive Service

	FY 2008-09		FY 2009-10		FY 2010-11		FY 2010-11		FY 2011-12	
	Actuals	FTE	Actuals	FTE	Appropriated	FTE	Estimate	FTE	Request	FTE

Roll-Forward

Total Funds	\$0		\$0		N/A		N/A		N/A	
General Fund	\$0		\$0		N/A		N/A		N/A	
General Fund Exempt	\$0		\$0		N/A		N/A		N/A	
Cash Funds	\$0		\$0		N/A		N/A		N/A	
Cash Funds Exempt / Reappropriated Funds	\$0		\$0		N/A		N/A		N/A	
Federal Funds	\$0		\$0		N/A		N/A		N/A	

1331 Supplemental #1 (Short Title)

Total Funds	N/A	N/A	N/A	N/A	N/A	N/A	\$0	0.0	N/A	N/A
General Fund	N/A		N/A		N/A		\$0		N/A	
General Fund Exempt	N/A		N/A		N/A		\$0		N/A	
Cash Funds	N/A		N/A		N/A		\$0		N/A	
Cash Funds Exempt / Reappropriated Funds	N/A		N/A		N/A		\$0		N/A	
Federal Funds	N/A		N/A		N/A		\$0		N/A	

Request Year Base and Other Adjustments (see Reconciliation for details)

Total Funds	N/A	N/A	N/A	N/A	N/A	N/A	N/A	N/A	\$0	0.0
General Fund	N/A		N/A		N/A		N/A		\$0	
General Fund Exempt	N/A		N/A		N/A		N/A		\$0	
Cash Funds	N/A		N/A		N/A		N/A		\$0	
Cash Funds Exempt / Reappropriated Funds	N/A		N/A		N/A		N/A		\$0	
Federal Funds	N/A		N/A		N/A		N/A		\$0	

Total Spending Authority / Request

Total Funds	\$71,339	0.0	\$0	0.0	\$0	0.0	\$0	0.0	\$0	0.0
General Fund	\$48,625		\$0		\$0		\$0		\$0	
General Fund Exempt	\$0		\$0		\$0		\$0		\$0	
Cash Funds	\$22,714		\$0		\$0		\$0		\$0	
Cash Funds Exempt / Reappropriated Funds	\$0		\$0		\$0		\$0		\$0	
Federal Funds	\$0		\$0		\$0		\$0		\$0	

Colorado Department of Treasury
 FY 2011-12 Budget Cycle
 Schedule 3

(1) ADMINISTRATION; Salary Survey and Senior Executive Service

	FY 2008-09		FY 2009-10		FY 2010-11		FY 2010-11		FY 2011-12	
	Actuals	FTE	Actuals	FTE	Appropriated	FTE	Estimate	FTE	Request	FTE
Expenditures										
Total Funds	\$71,339	0.0	\$0	0.0	N/A	N/A	N/A	N/A	N/A	N/A
General Fund	\$48,625		\$0		N/A		N/A		N/A	
General Fund Exempt	\$0		\$0		N/A		N/A		N/A	
Cash Funds	\$22,714		\$0		N/A		N/A		N/A	
Cash Funds Exempt / Reappropriated Funds	\$0		\$0		N/A		N/A		N/A	
Federal Funds	\$0		\$0		N/A		N/A		N/A	
Under/(Over) Expenditures										
Total Funds	\$0	0.0	\$0	0.0	N/A	N/A	N/A	N/A	N/A	N/A
General Fund	\$0		\$0		N/A		N/A		N/A	
General Fund Exempt	\$0		\$0		N/A		N/A		N/A	
Cash Funds	\$0		\$0		N/A		N/A		N/A	
Cash Funds Exempt / Reappropriated Funds	\$0		\$0		N/A		N/A		N/A	
Federal Funds	\$0		\$0		N/A		N/A		N/A	

Colorado Department of Treasury
 FY 2011-12 Budget Cycle
 Schedule 3

(1) ADMINISTRATION; Performance-based Pay Awards

	FY 2008-09		FY 2009-10		FY 2010-11		FY 2010-11		FY 2011-12	
	Actuals	FTE	Actuals	FTE	Appropriated	FTE	Estimate	FTE	Request	FTE
HB 08-1375, SB 09-259, HB 10-1376 (Long Bill)										
Total Funds	\$25,162	0.0	\$0	0.0	\$0	0.0	\$0	0.0	\$0	0.0
General Fund	\$16,623		\$0		\$0		\$0		\$0	
General Fund Exempt	\$0		\$0		\$0		\$0		\$0	
Cash Funds	\$8,539		\$0		\$0		\$0		\$0	
Cash Funds Exempt / Reappropriated Funds	\$0		\$0		\$0		\$0		\$0	
Federal Funds	\$0		\$0		\$0		\$0		\$0	
____ (Agency Supplemental Bill)										
Total Funds	\$0	0.0	\$0	0.0	N/A	N/A	N/A	N/A	N/A	N/A
General Fund	\$0		\$0		N/A		N/A		N/A	
General Fund Exempt	\$0		\$0		N/A		N/A		N/A	
Cash Funds	\$0		\$0		N/A		N/A		N/A	
Cash Funds Exempt / Reappropriated Funds	\$0		\$0		\$0		\$0		N/A	
Federal Funds	\$0		\$0		N/A		N/A		N/A	
____ (Long Bill Add-ons)										
Total Funds	\$0	0.0	\$0	0.0	N/A	N/A	N/A	N/A	N/A	N/A
General Fund	\$0		\$0		N/A		N/A		N/A	
General Fund Exempt	\$0		\$0		N/A		N/A		N/A	
Cash Funds	\$0		\$0		N/A		N/A		N/A	
Cash Funds Exempt / Reappropriated Funds	\$0		\$0		\$0		\$0		N/A	
Federal Funds	\$0		\$0		N/A		N/A		N/A	
____ (Special Bill Short Title)										
Total Funds	\$0	0.0	\$0	0.0	\$0	0.0	\$0	0.0	N/A	N/A
General Fund	\$0		\$0		\$0		\$0		N/A	
General Fund Exempt	\$0		\$0		\$0		\$0		N/A	
Cash Funds	\$0		\$0		\$0		\$0		N/A	
Cash Funds Exempt / Reappropriated Funds	\$0		\$0		\$0		\$0		N/A	
Federal Funds	\$0		\$0		\$0		\$0		N/A	

Colorado Department of Treasury
 FY 2011-12 Budget Cycle
 Schedule 3

(1) ADMINISTRATION; Performance-based Pay Awards

	FY 2008-09		FY 2009-10		FY 2010-11		FY 2010-11		FY 2011-12	
	Actuals	FTE	Actuals	FTE	Appropriated	FTE	Estimate	FTE	Request	FTE
(Special Bill Short Title)										
Total Funds	\$0	0.0	\$0	0.0	\$0	0.0	\$0	0.0	N/A	N/A
General Fund	\$0		\$0		\$0		\$0		N/A	
General Fund Exempt	\$0		\$0		\$0		\$0		N/A	
Cash Funds	\$0		\$0		\$0		\$0		N/A	
Cash Funds Exempt / Reappropriated Funds	\$0		\$0		\$0		\$0		N/A	
Federal Funds	\$0		\$0		\$0		\$0		N/A	

Total Appropriation

Total Funds	\$25,162	0.0	\$0	0.0	\$0	0.0	\$0	0.0	\$0	0.0
General Fund	\$16,623		\$0		\$0		\$0		\$0	
General Fund Exempt	\$0		\$0		\$0		\$0		\$0	
Cash Funds	\$8,539		\$0		\$0		\$0		\$0	
Cash Funds Exempt / Reappropriated Funds	\$0		\$0		\$0		\$0		\$0	
Federal Funds	\$0		\$0		\$0		\$0		\$0	

Year-End Transfers

Total Funds	\$0		\$0		N/A		N/A		N/A	
General Fund	\$0		\$0		N/A		N/A		N/A	
General Fund Exempt	\$0		\$0		N/A		N/A		N/A	
Cash Funds	\$0		\$0		N/A		N/A		N/A	
Cash Funds Exempt / Reappropriated Funds	\$0		\$0		N/A		N/A		N/A	
Federal Funds	\$0		\$0		N/A		N/A		N/A	

POTS Expenditures / Allocation

Total Funds	\$0		\$0		N/A		\$0		N/A	
General Fund	\$0		\$0		N/A		\$0		N/A	
General Fund Exempt	\$0		\$0		N/A		\$0		N/A	
Cash Funds	\$0		\$0		N/A		\$0		N/A	
Cash Funds Exempt / Reappropriated Funds	\$0		\$0		N/A		\$0		N/A	
Federal Funds	\$0		\$0		N/A		\$0		N/A	

Colorado Department of Treasury
 FY 2011-12 Budget Cycle
 Schedule 3

(1) ADMINISTRATION; Performance-based Pay Awards

	FY 2008-09		FY 2009-10		FY 2010-11		FY 2010-11		FY 2011-12	
	Actuals	FTE	Actuals	FTE	Appropriated	FTE	Estimate	FTE	Request	FTE
Roll-Forward										
Total Funds	\$0		\$0		N/A		N/A		N/A	
General Fund	\$0		\$0		N/A		N/A		N/A	
General Fund Exempt	\$0		\$0		N/A		N/A		N/A	
Cash Funds	\$0		\$0		N/A		N/A		N/A	
Cash Funds Exempt / Reappropriated Funds	\$0		\$0		N/A		N/A		N/A	
Federal Funds	\$0		\$0		N/A		N/A		N/A	
1331 Supplemental #1 (Short Title)										
Total Funds	N/A	N/A	N/A	N/A	N/A	N/A	\$0	0.0	N/A	N/A
General Fund	N/A		N/A		N/A		\$0		N/A	
General Fund Exempt	N/A		N/A		N/A		\$0		N/A	
Cash Funds	N/A		N/A		N/A		\$0		N/A	
Cash Funds Exempt / Reappropriated Funds	N/A		N/A		N/A		\$0		N/A	
Federal Funds	N/A		N/A		N/A		\$0		N/A	
Request Year Base and Other Adjustments (see Reconciliation for details)										
Total Funds	N/A	N/A	N/A	N/A	N/A	N/A	N/A	N/A	\$0	0.0
General Fund	N/A		N/A		N/A		N/A		\$0	
General Fund Exempt	N/A		N/A		N/A		N/A		\$0	
Cash Funds	N/A		N/A		N/A		N/A		\$0	
Cash Funds Exempt / Reappropriated Funds	N/A		N/A		N/A		N/A		\$0	
Federal Funds	N/A		N/A		N/A		N/A		\$0	
Total Spending Authority / Request										
Total Funds	\$25,162	0.0	\$0	0.0	\$0	0.0	\$0	0.0	\$0	0.0
General Fund	\$16,623		\$0		\$0		\$0		\$0	
General Fund Exempt	\$0		\$0		\$0		\$0		\$0	
Cash Funds	\$8,539		\$0		\$0		\$0		\$0	
Cash Funds Exempt / Reappropriated Funds	\$0		\$0		\$0		\$0		\$0	
Federal Funds	\$0		\$0		\$0		\$0		\$0	

Colorado Department of Treasury
 FY 2011-12 Budget Cycle
 Schedule 3

(1) ADMINISTRATION; Performance-based Pay Awards

	FY 2008-09		FY 2009-10		FY 2010-11		FY 2010-11		FY 2011-12	
	Actuals	FTE	Actuals	FTE	Appropriated	FTE	Estimate	FTE	Request	FTE
Expenditures										
Total Funds	\$25,162	0.0	\$0	0.0	N/A	N/A	N/A	N/A	N/A	N/A
General Fund	\$16,623		\$0		N/A		N/A		N/A	
General Fund Exempt	\$0		\$0		N/A		N/A		N/A	
Cash Funds	\$8,539		\$0		N/A		N/A		N/A	
Cash Funds Exempt / Reappropriated Funds	\$0		\$0		N/A		N/A		N/A	
Federal Funds	\$0		\$0		N/A		N/A		N/A	
Under/(Over) Expenditures										
Total Funds	\$0	0.0	\$0	0.0	N/A	N/A	N/A	N/A	N/A	N/A
General Fund	\$0		\$0		N/A		N/A		N/A	
General Fund Exempt	\$0		\$0		N/A		N/A		N/A	
Cash Funds	\$0		\$0		N/A		N/A		N/A	
Cash Funds Exempt / Reappropriated Funds	\$0		\$0		N/A		N/A		N/A	
Federal Funds	\$0		\$0		N/A		N/A		N/A	

Colorado Department of Treasury
 FY 2011-12 Budget Cycle
 Schedule 3

(1) ADMINISTRATION; Workers' Compensation and Payment to Risk Management and Property Funds

	FY 2008-09		FY 2009-10		FY 2010-11		FY 2010-11		FY 2011-12	
	Actuals	FTE	Actuals	FTE	Appropriated	FTE	Estimate	FTE	Request	FTE
HB 08-1375, SB 09-259, HB 10-1376 (Long Bill)										
Total Funds	\$2,377	0.0	\$2,344	0.0	\$1,452	0.0	\$1,452	0.0	\$1,452	0.0
General Fund	\$2,377		\$2,344		\$1,452		\$1,452		\$1,452	
General Fund Exempt	\$0		\$0		\$0		\$0		\$0	
Cash Funds	\$0		\$0		\$0		\$0		\$0	
Cash Funds Exempt / Reappropriated Funds	\$0		\$0		\$0		\$0		\$0	
Federal Funds	\$0		\$0		\$0		\$0		\$0	
HB 10-1317 (Agency Supplemental Bill)										
Total Funds	\$0	0.0	(\$136)	0.0	N/A	N/A	N/A	N/A	N/A	N/A
General Fund	\$0		(\$136)		N/A		N/A		N/A	
General Fund Exempt	\$0		\$0		N/A		N/A		N/A	
Cash Funds	\$0		\$0		N/A		N/A		N/A	
Cash Funds Exempt / Reappropriated Funds	\$0		\$0		\$0		\$0		N/A	
Federal Funds	\$0		\$0		N/A		N/A		N/A	
(Long Bill Add-ons)										
Total Funds	\$0	0.0	\$0	0.0	N/A	N/A	N/A	N/A	N/A	N/A
General Fund	\$0		\$0		N/A		N/A		N/A	
General Fund Exempt	\$0		\$0		N/A		N/A		N/A	
Cash Funds	\$0		\$0		N/A		N/A		N/A	
Cash Funds Exempt / Reappropriated Funds	\$0		\$0		\$0		\$0		N/A	
Federal Funds	\$0		\$0		N/A		N/A		N/A	
(Special Bill Short Title)										
Total Funds	\$0	0.0	\$0	0.0	\$0	0.0	\$0	0.0	N/A	N/A
General Fund	\$0		\$0		\$0		\$0		N/A	
General Fund Exempt	\$0		\$0		\$0		\$0		N/A	
Cash Funds	\$0		\$0		\$0		\$0		N/A	
Cash Funds Exempt / Reappropriated Funds	\$0		\$0		\$0		\$0		N/A	
Federal Funds	\$0		\$0		\$0		\$0		N/A	

Colorado Department of Treasury
 FY 2011-12 Budget Cycle
 Schedule 3

(1) ADMINISTRATION; Workers' Compensation and Payment to Risk Management and Property Funds

(Special Bill Short Title)	FY 2008-09		FY 2009-10		FY 2010-11		FY 2010-11		FY 2011-12	
	Actuals	FTE	Actuals	FTE	Appropriated	FTE	Estimate	FTE	Request	FTE
Total Funds	\$0	0.0	\$0	0.0	\$0	0.0	\$0	0.0	N/A	N/A
General Fund	\$0		\$0		\$0		\$0		N/A	
General Fund Exempt	\$0		\$0		\$0		\$0		N/A	
Cash Funds	\$0		\$0		\$0		\$0		N/A	
Cash Funds Exempt / Reappropriated Funds	\$0		\$0		\$0		\$0		N/A	
Federal Funds	\$0		\$0		\$0		\$0		N/A	

Total Appropriation

Total Funds	\$2,377	0.0	\$2,208	0.0	\$1,452	0.0	\$1,452	0.0	\$1,452	0.0
General Fund	\$2,377		\$2,208		\$1,452		\$1,452		\$1,452	
General Fund Exempt	\$0		\$0		\$0		\$0		\$0	
Cash Funds	\$0		\$0		\$0		\$0		\$0	
Cash Funds Exempt / Reappropriated Funds	\$0		\$0		\$0		\$0		\$0	
Federal Funds	\$0		\$0		\$0		\$0		\$0	

Year-End Transfers

Total Funds	\$0		\$0		N/A		N/A		N/A	
General Fund	\$0		\$0		N/A		N/A		N/A	
General Fund Exempt	\$0		\$0		N/A		N/A		N/A	
Cash Funds	\$0		\$0		N/A		N/A		N/A	
Cash Funds Exempt / Reappropriated Funds	\$0		\$0		N/A		N/A		N/A	
Federal Funds	\$0		\$0		N/A		N/A		N/A	

POTS Expenditures / Allocation

Total Funds	\$0		\$0		N/A		\$0		N/A	
General Fund	\$0		\$0		N/A		\$0		N/A	
General Fund Exempt	\$0		\$0		N/A		\$0		N/A	
Cash Funds	\$0		\$0		N/A		\$0		N/A	
Cash Funds Exempt / Reappropriated Funds	\$0		\$0		N/A		\$0		N/A	
Federal Funds	\$0		\$0		N/A		\$0		N/A	

Colorado Department of Treasury
 FY 2011-12 Budget Cycle
 Schedule 3

(1) ADMINISTRATION; Workers' Compensation and Payment to Risk Management and Property Funds

	FY 2008-09		FY 2009-10		FY 2010-11		FY 2010-11		FY 2011-12	
	Actuals	FTE	Actuals	FTE	Appropriated	FTE	Estimate	FTE	Request	FTE
Roll-Forward										
Total Funds	\$0		\$0		N/A		N/A		N/A	
General Fund	\$0		\$0		N/A		N/A		N/A	
General Fund Exempt	\$0		\$0		N/A		N/A		N/A	
Cash Funds	\$0		\$0		N/A		N/A		N/A	
Cash Funds Exempt / Reappropriated Funds	\$0		\$0		N/A		N/A		N/A	
Federal Funds	\$0		\$0		N/A		N/A		N/A	
1331 Supplemental #1 (Short Title)										
Total Funds	N/A	N/A	N/A	N/A	N/A	N/A	\$0	0.0	N/A	N/A
General Fund	N/A		N/A		N/A		\$0		N/A	
General Fund Exempt	N/A		N/A		N/A		\$0		N/A	
Cash Funds	N/A		N/A		N/A		\$0		N/A	
Cash Funds Exempt / Reappropriated Funds	N/A		N/A		N/A		\$0		N/A	
Federal Funds	N/A		N/A		N/A		\$0		N/A	
Request Year Base and Other Adjustments (see Reconciliation for details)										
Total Funds	N/A	N/A	N/A	N/A	N/A	N/A	N/A	N/A	\$735	0.0
General Fund	N/A		N/A		N/A		N/A		\$735	
General Fund Exempt	N/A		N/A		N/A		N/A		\$0	
Cash Funds	N/A		N/A		N/A		N/A		\$0	
Cash Funds Exempt / Reappropriated Funds	N/A		N/A		N/A		N/A		\$0	
Federal Funds	N/A		N/A		N/A		N/A		\$0	
Total Spending Authority / Request										
Total Funds	\$2,377	0.0	\$2,208	0.0	\$1,452	0.0	\$1,452	0.0	\$2,187	0.0
General Fund	\$2,377		\$2,208		\$1,452		\$1,452		\$2,187	
General Fund Exempt	\$0		\$0		\$0		\$0		\$0	
Cash Funds	\$0		\$0		\$0		\$0		\$0	
Cash Funds Exempt / Reappropriated Funds	\$0		\$0		\$0		\$0		\$0	
Federal Funds	\$0		\$0		\$0		\$0		\$0	

Colorado Department of Treasury
 FY 2011-12 Budget Cycle
 Schedule 3

(1) ADMINISTRATION; Workers' Compensation and Payment to Risk Management and Property Funds

	FY 2008-09		FY 2009-10		FY 2010-11		FY 2010-11		FY 2011-12	
	Actuals	FTE	Actuals	FTE	Appropriated	FTE	Estimate	FTE	Request	FTE
Expenditures										
Total Funds	\$2,377	0.0	\$2,208	0.0	N/A	N/A	N/A	N/A	N/A	N/A
General Fund	\$2,377		\$2,208		N/A		N/A		N/A	
General Fund Exempt	\$0		\$0		N/A		N/A		N/A	
Cash Funds	\$0		\$0		N/A		N/A		N/A	
Cash Funds Exempt / Reappropriated Funds	\$0		\$0		N/A		N/A		N/A	
Federal Funds	\$0		\$0		N/A		N/A		N/A	
Under/(Over) Expenditures										
Total Funds	\$0	0.0	\$0	0.0	N/A	N/A	N/A	N/A	N/A	N/A
General Fund	\$0		\$0		N/A		N/A		N/A	
General Fund Exempt	\$0		\$0		N/A		N/A		N/A	
Cash Funds	\$0		\$0		N/A		N/A		N/A	
Cash Funds Exempt / Reappropriated Funds	\$0		\$0		N/A		N/A		N/A	
Federal Funds	\$0		\$0		N/A		N/A		N/A	

Colorado Department of Treasury
FY 2011-12 Budget Cycle
Schedule 3

(1) ADMINISTRATION; Operating Expenses

	FY 2008-09		FY 2009-10		FY 2010-11		FY 2010-11		FY 2011-12	
	Actuals	FTE	Actuals	FTE	Appropriated	FTE	Estimate	FTE	Request	FTE
HB 08-1375, SB 09-259, HB 10-1376 (Long Bill)										
Total Funds	\$266,586	0.0	\$225,985	0.0	\$197,849	0.0	\$197,849	0.0	\$197,849	0.0
General Fund	\$266,586		\$225,985		\$197,849		\$197,849		\$197,849	
General Fund Exempt	\$0		\$0		\$0		\$0		\$0	
Cash Funds	\$0		\$0		\$0		\$0		\$0	
Cash Funds Exempt / Reappropriated Funds	\$0		\$0		\$0		\$0		\$0	
Federal Funds	\$0		\$0		\$0		\$0		\$0	
SB 09-203, HB 10-1317 (Agency Supplemental Bill)										
Total Funds	(\$25,792)	0.0	(\$15,902)	0.0	N/A	N/A	N/A	N/A	N/A	N/A
General Fund	(\$25,792)		(\$34,067)		N/A		N/A		N/A	
General Fund Exempt	\$0		\$0		N/A		N/A		N/A	
Cash Funds	\$0		\$18,165		N/A		N/A		N/A	
Cash Funds Exempt / Reappropriated Funds	\$0		\$0		\$0		\$0		N/A	
Federal Funds	\$0		\$0		N/A		N/A		N/A	
(Long Bill Add-ons)										
Total Funds	\$0	0.0	\$0	0.0	N/A	N/A	N/A	N/A	N/A	N/A
General Fund	\$0		\$0		N/A		N/A		N/A	
General Fund Exempt	\$0		\$0		N/A		N/A		N/A	
Cash Funds	\$0		\$0		N/A		N/A		N/A	
Cash Funds Exempt / Reappropriated Funds	\$0		\$0		\$0		\$0		N/A	
Federal Funds	\$0		\$0		N/A		N/A		N/A	
(Special Bill Short Title)										
Total Funds	\$0	0.0	\$0	0.0	\$0	0.0	\$0	0.0	N/A	N/A
General Fund	\$0		\$0		\$0		\$0		N/A	
General Fund Exempt	\$0		\$0		\$0		\$0		N/A	
Cash Funds	\$0		\$0		\$0		\$0		N/A	
Cash Funds Exempt / Reappropriated Funds	\$0		\$0		\$0		\$0		N/A	
Federal Funds	\$0		\$0		\$0		\$0		N/A	

Colorado Department of Treasury
FY 2011-12 Budget Cycle
Schedule 3

(1) ADMINISTRATION; Operating Expenses

	FY 2008-09		FY 2009-10		FY 2010-11		FY 2010-11		FY 2011-12	
	Actuals	FTE	Actuals	FTE	Appropriated	FTE	Estimate	FTE	Request	FTE
(Special Bill Short Title)										
Total Funds	\$0	0.0	\$0	0.0	\$0	0.0	\$0	0.0	N/A	N/A
General Fund	\$0		\$0		\$0		\$0		N/A	
General Fund Exempt	\$0		\$0		\$0		\$0		N/A	
Cash Funds	\$0		\$0		\$0		\$0		N/A	
Cash Funds Exempt / Reappropriated Funds	\$0		\$0		\$0		\$0		N/A	
Federal Funds	\$0		\$0		\$0		\$0		N/A	

Total Appropriation

Total Funds	\$240,794	0.0	\$210,083	0.0	\$197,849	0.0	\$197,849	0.0	\$197,849	0.0
General Fund	\$240,794		\$191,918		\$197,849		\$197,849		\$197,849	
General Fund Exempt	\$0		\$0		\$0		\$0		\$0	
Cash Funds	\$0		\$18,165		\$0		\$0		\$0	
Cash Funds Exempt / Reappropriated Funds	\$0		\$0		\$0		\$0		\$0	
Federal Funds	\$0		\$0		\$0		\$0		\$0	

Year-End Transfers

Total Funds	\$0		\$0		N/A		N/A		N/A	
General Fund	\$0		\$0		N/A		N/A		N/A	
General Fund Exempt	\$0		\$0		N/A		N/A		N/A	
Cash Funds	\$0		\$0		N/A		N/A		N/A	
Cash Funds Exempt / Reappropriated Funds	\$0		\$0		N/A		N/A		N/A	
Federal Funds	\$0		\$0		N/A		N/A		N/A	

POTS Expenditures / Allocation

Total Funds	\$0		\$0		N/A		\$0		N/A	
General Fund	\$0		\$0		N/A		\$0		N/A	
General Fund Exempt	\$0		\$0		N/A		\$0		N/A	
Cash Funds	\$0		\$0		N/A		\$0		N/A	
Cash Funds Exempt / Reappropriated Funds	\$0		\$0		N/A		\$0		N/A	
Federal Funds	\$0		\$0		N/A		\$0		N/A	

Colorado Department of Treasury
FY 2011-12 Budget Cycle
Schedule 3

(1) ADMINISTRATION; Operating Expenses

	FY 2008-09		FY 2009-10		FY 2010-11		FY 2010-11		FY 2011-12	
	Actuals	FTE	Actuals	FTE	Appropriated	FTE	Estimate	FTE	Request	FTE
Roll-Forward										
Total Funds	\$0		(\$11,956)		N/A		N/A		N/A	
General Fund	\$0		\$0		N/A		N/A		N/A	
General Fund Exempt	\$0		\$0		N/A		N/A		N/A	
Cash Funds	\$0		(\$11,956)		N/A		N/A		N/A	
Cash Funds Exempt / Reappropriated Funds	\$0		\$0		N/A		N/A		N/A	
Federal Funds	\$0		\$0		N/A		N/A		N/A	

1331 Supplemental #1 (Short Title)

Total Funds	N/A	N/A	N/A	N/A	N/A	N/A	\$0	0.0	N/A	N/A
General Fund	N/A		N/A		N/A		\$0		N/A	
General Fund Exempt	N/A		N/A		N/A		\$0		N/A	
Cash Funds	N/A		N/A		N/A		\$0		N/A	
Cash Funds Exempt / Reappropriated Funds	N/A		N/A		N/A		\$0		N/A	
Federal Funds	N/A		N/A		N/A		\$0		N/A	

Request Year Base and Other Adjustments (see Reconciliation for details)

Total Funds	N/A	N/A	N/A	N/A	N/A	N/A	N/A	N/A	\$860	0.0
General Fund	N/A		N/A		N/A		N/A		\$860	
General Fund Exempt	N/A		N/A		N/A		N/A		\$0	
Cash Funds	N/A		N/A		N/A		N/A		\$0	
Cash Funds Exempt / Reappropriated Funds	N/A		N/A		N/A		N/A		\$0	
Federal Funds	N/A		N/A		N/A		N/A		\$0	

Total Spending Authority / Request

Total Funds	\$240,794	0.0	\$198,127	0.0	\$197,849	0.0	\$197,849	0.0	\$198,709	0.0
General Fund	\$240,794		\$191,918		\$197,849		\$197,849		\$198,709	
General Fund Exempt	\$0		\$0		\$0		\$0		\$0	
Cash Funds	\$0		\$6,209		\$0		\$0		\$0	
Cash Funds Exempt / Reappropriated Funds	\$0		\$0		\$0		\$0		\$0	
Federal Funds	\$0		\$0		\$0		\$0		\$0	

Colorado Department of Treasury
 FY 2011-12 Budget Cycle
 Schedule 3

(1) ADMINISTRATION; Operating Expenses

	FY 2008-09		FY 2009-10		FY 2010-11		FY 2010-11		FY 2011-12	
	Actuals	FTE	Actuals	FTE	Appropriated	FTE	Estimate	FTE	Request	FTE
Expenditures										
Total Funds	\$148,884	0.0	\$146,629	0.0	N/A	N/A	N/A	N/A	N/A	N/A
General Fund	\$148,884		\$140,420		N/A		N/A		N/A	
General Fund Exempt	\$0		\$0		N/A		N/A		N/A	
Cash Funds	\$0		\$6,209		N/A		N/A		N/A	
Cash Funds Exempt / Reappropriated Funds	\$0		\$0		N/A		N/A		N/A	
Federal Funds	\$0		\$0		N/A		N/A		N/A	
Under/(Over) Expenditures										
Total Funds	\$91,910	0.0	\$51,498	0.0	N/A	N/A	N/A	N/A	N/A	N/A
General Fund	\$91,910		\$51,498		N/A		N/A		N/A	
General Fund Exempt	\$0		\$0		N/A		N/A		N/A	
Cash Funds	\$0		\$0		N/A		N/A		N/A	
Cash Funds Exempt / Reappropriated Funds	\$0		\$0		N/A		N/A		N/A	
Federal Funds	\$0		\$0		N/A		N/A		N/A	

Colorado Department of Treasury
 FY 2010-11 Budget Cycle
 Schedule 3

(1) ADMINISTRATION; Information Technology Asset Maintenance

	FY 2008-09		FY 2009-10		FY 2010-11		FY 2010-11		FY 2011-12	
	Actuals	FTE	Actuals	FTE	Appropriated	FTE	Estimate	FTE	Request	FTE

HB 08-1375, SB 09-259, HB 10-1376 (Long Bill)

Total Funds	\$12,568	0.0	\$12,568	0.0	\$12,568	0.0	\$12,568	0.0	\$12,568	0.0
General Fund	\$6,284		\$6,284		\$6,284		\$6,284		\$6,284	
General Fund Exempt	\$0		\$0		\$0		\$0		\$0	
Cash Funds	\$6,284		\$6,284		\$6,284		\$6,284		\$6,284	
Cash Funds Exempt / Reappropriated Funds	\$0		\$0		\$0		\$0		\$0	
Federal Funds	\$0		\$0		\$0		\$0		\$0	

(Agency Supplemental Bill)

Total Funds	\$0	0.0	\$0	0.0	N/A	N/A	N/A	N/A	N/A	N/A
General Fund	\$0		\$0		N/A		N/A		N/A	
General Fund Exempt	\$0		\$0		N/A		N/A		N/A	
Cash Funds	\$0		\$0		N/A		N/A		N/A	
Cash Funds Exempt / Reappropriated Funds	\$0		\$0		\$0		\$0		N/A	
Federal Funds	\$0		\$0		N/A		N/A		N/A	

(Long Bill Add-ons)

Total Funds	\$0	0.0	\$0	0.0	N/A	N/A	N/A	N/A	N/A	N/A
General Fund	\$0		\$0		N/A		N/A		N/A	
General Fund Exempt	\$0		\$0		N/A		N/A		N/A	
Cash Funds	\$0		\$0		N/A		N/A		N/A	
Cash Funds Exempt / Reappropriated Funds	\$0		\$0		\$0		\$0		N/A	
Federal Funds	\$0		\$0		N/A		N/A		N/A	

(Special Bill Short Title)

Total Funds	\$0	0.0	\$0	0.0	\$0	0.0	\$0	0.0	N/A	N/A
General Fund	\$0		\$0		\$0		\$0		N/A	
General Fund Exempt	\$0		\$0		\$0		\$0		N/A	
Cash Funds	\$0		\$0		\$0		\$0		N/A	
Cash Funds Exempt / Reappropriated Funds	\$0		\$0		\$0		\$0		N/A	
Federal Funds	\$0		\$0		\$0		\$0		N/A	

Colorado Department of Treasury
 FY 2010-11 Budget Cycle
 Schedule 3

(1) ADMINISTRATION; Information Technology Asset Maintenance

	FY 2008-09		FY 2009-10		FY 2010-11		FY 2010-11		FY 2011-12	
	Actuals	FTE	Actuals	FTE	Appropriated	FTE	Estimate	FTE	Request	FTE
(Special Bill Short Title)										
Total Funds	\$0	0.0	\$0	0.0	\$0	0.0	\$0	0.0	N/A	N/A
General Fund	\$0		\$0		\$0		\$0		N/A	
General Fund Exempt	\$0		\$0		\$0		\$0		N/A	
Cash Funds	\$0		\$0		\$0		\$0		N/A	
Cash Funds Exempt / Reappropriated Funds	\$0		\$0		\$0		\$0		N/A	
Federal Funds	\$0		\$0		\$0		\$0		N/A	

Total Appropriation

Total Funds	\$12,568	0.0	\$12,568	0.0	\$12,568	0.0	\$12,568	0.0	\$12,568	0.0
General Fund	\$6,284		\$6,284		\$6,284		\$6,284		\$6,284	
General Fund Exempt	\$0		\$0		\$0		\$0		\$0	
Cash Funds	\$6,284		\$6,284		\$6,284		\$6,284		\$6,284	
Cash Funds Exempt / Reappropriated Funds	\$0		\$0		\$0		\$0		\$0	
Federal Funds	\$0		\$0		\$0		\$0		\$0	

Year-End Transfers

Total Funds	\$0		\$0		N/A		N/A		N/A	
General Fund	\$0		\$0		N/A		N/A		N/A	
General Fund Exempt	\$0		\$0		N/A		N/A		N/A	
Cash Funds	\$0		\$0		N/A		N/A		N/A	
Cash Funds Exempt / Reappropriated Funds	\$0		\$0		N/A		N/A		N/A	
Federal Funds	\$0		\$0		N/A		N/A		N/A	

POTS Expenditures / Allocation

Total Funds	\$0		\$0		N/A		\$0		N/A	
General Fund	\$0		\$0		N/A		\$0		N/A	
General Fund Exempt	\$0		\$0		N/A		\$0		N/A	
Cash Funds	\$0		\$0		N/A		\$0		N/A	
Cash Funds Exempt / Reappropriated Funds	\$0		\$0		N/A		\$0		N/A	
Federal Funds	\$0		\$0		N/A		\$0		N/A	

Colorado Department of Treasury
 FY 2010-11 Budget Cycle
 Schedule 3

(1) ADMINISTRATION; Information Technology Asset Maintenance

	FY 2008-09		FY 2009-10		FY 2010-11		FY 2010-11		FY 2011-12	
	Actuals	FTE	Actuals	FTE	Appropriated	FTE	Estimate	FTE	Request	FTE
Roll-Forward										
Total Funds	\$0		\$0		N/A		N/A		N/A	
General Fund	\$0		\$0		N/A		N/A		N/A	
General Fund Exempt	\$0		\$0		N/A		N/A		N/A	
Cash Funds	\$0		\$0		N/A		N/A		N/A	
Cash Funds Exempt / Reappropriated Funds	\$0		\$0		N/A		N/A		N/A	
Federal Funds	\$0		\$0		N/A		N/A		N/A	

1331 Supplemental #1 (Short Title)

Total Funds	N/A	N/A	N/A	N/A	N/A	N/A	\$0	0.0	N/A	N/A
General Fund	N/A		N/A		N/A		\$0		N/A	
General Fund Exempt	N/A		N/A		N/A		\$0		N/A	
Cash Funds	N/A		N/A		N/A		\$0		N/A	
Cash Funds Exempt / Reappropriated Funds	N/A		N/A		N/A		\$0		N/A	
Federal Funds	N/A		N/A		N/A		\$0		N/A	

Request Year Base and Other Adjustments (see Reconciliation for details)

Total Funds	N/A	N/A	N/A	N/A	N/A	N/A	N/A	N/A	\$0	0.0
General Fund	N/A		N/A		N/A		N/A		\$0	
General Fund Exempt	N/A		N/A		N/A		N/A		\$0	
Cash Funds	N/A		N/A		N/A		N/A		\$0	
Cash Funds Exempt / Reappropriated Funds	N/A		N/A		N/A		N/A		\$0	
Federal Funds	N/A		N/A		N/A		N/A		\$0	

Total Spending Authority / Request

Total Funds	\$12,568	0.0	\$12,568	0.0	\$12,568	0.0	\$12,568	0.0	\$12,568	0.0
General Fund	\$6,284		\$6,284		\$6,284		\$6,284		\$6,284	
General Fund Exempt	\$0		\$0		\$0		\$0		\$0	
Cash Funds	\$6,284		\$6,284		\$6,284		\$6,284		\$6,284	
Cash Funds Exempt / Reappropriated Funds	\$0		\$0		\$0		\$0		\$0	
Federal Funds	\$0		\$0		\$0		\$0		\$0	

Colorado Department of Treasury
 FY 2010-11 Budget Cycle
 Schedule 3

(1) ADMINISTRATION; Information Technology Asset Maintenance

	FY 2008-09		FY 2009-10		FY 2010-11		FY 2010-11		FY 2011-12	
	Actuals	FTE	Actuals	FTE	Appropriated	FTE	Estimate	FTE	Request	FTE
Expenditures										
Total Funds	\$8,748	0.0	\$9,738	0.0	N/A	N/A	N/A	N/A	N/A	N/A
General Fund	\$2,464		\$3,454		N/A		N/A		N/A	
General Fund Exempt	\$0		\$0		N/A		N/A		N/A	
Cash Funds	\$6,284		\$6,284		N/A		N/A		N/A	
Cash Funds Exempt / Reappropriated Funds	\$0		\$0		N/A		N/A		N/A	
Federal Funds	\$0		\$0		N/A		N/A		N/A	
Under/(Over) Expenditures										
Total Funds	\$3,820	0.0	\$2,830	0.0	N/A	N/A	N/A	N/A	N/A	N/A
General Fund	\$3,820		\$2,830		N/A		N/A		N/A	
General Fund Exempt	\$0		\$0		N/A		N/A		N/A	
Cash Funds	\$0		\$0		N/A		N/A		N/A	
Cash Funds Exempt / Reappropriated Funds	\$0		\$0		N/A		N/A		N/A	
Federal Funds	\$0		\$0		N/A		N/A		N/A	

Colorado Department of Treasury
 FY 2011-12 Budget Cycle
 Schedule 3

(1) ADMINISTRATION; Legal Services for 575 hours

	FY 2008-09		FY 2009-10		FY 2010-11		FY 2010-11		FY 2011-12	
	Actuals	FTE	Actuals	FTE	Appropriated	FTE	Estimate	FTE	Request	FTE

HB 08-1375, SB 09-259, HB 10-1376 (Long Bill)

Total Funds	\$43,182	0.0	\$43,344	0.0	\$42,188	0.0	\$42,188	0.0	\$42,188	0.0
General Fund	\$21,591		\$21,672		\$21,094		\$21,094		\$21,094	
General Fund Exempt	\$0		\$0		\$0		\$0		\$0	
Cash Funds	\$21,591		\$21,672		\$21,094		\$21,094		\$21,094	
Cash Funds Exempt / Reappropriated Funds	\$0		\$0		\$0		\$0		\$0	
Federal Funds	\$0		\$0		\$0		\$0		\$0	

(Agency Supplemental Bill)

Total Funds	\$0	0.0	\$0	0.0	N/A	N/A	N/A	N/A	N/A	N/A
General Fund	\$0		\$0		N/A		N/A		N/A	
General Fund Exempt	\$0		\$0		N/A		N/A		N/A	
Cash Funds	\$0		\$0		N/A		N/A		N/A	
Cash Funds Exempt / Reappropriated Funds	\$0		\$0		\$0		\$0		N/A	
Federal Funds	\$0		\$0		N/A		N/A		N/A	

(Long Bill Add-ons)

Total Funds	\$0	0.0	\$0	0.0	N/A	N/A	N/A	N/A	N/A	N/A
General Fund	\$0		\$0		N/A		N/A		N/A	
General Fund Exempt	\$0		\$0		N/A		N/A		N/A	
Cash Funds	\$0		\$0		N/A		N/A		N/A	
Cash Funds Exempt / Reappropriated Funds	\$0		\$0		\$0		\$0		N/A	
Federal Funds	\$0		\$0		N/A		N/A		N/A	

(Special Bill Short Title)

Total Funds	\$0	0.0	\$0	0.0	\$0	0.0	\$0	0.0	N/A	N/A
General Fund	\$0		\$0		\$0		\$0		N/A	
General Fund Exempt	\$0		\$0		\$0		\$0		N/A	
Cash Funds	\$0		\$0		\$0		\$0		N/A	
Cash Funds Exempt / Reappropriated Funds	\$0		\$0		\$0		\$0		N/A	
Federal Funds	\$0		\$0		\$0		\$0		N/A	

Colorado Department of Treasury
 FY 2011-12 Budget Cycle
 Schedule 3

(1) ADMINISTRATION; Legal Services for 575 hours

	FY 2008-09		FY 2009-10		FY 2010-11		FY 2010-11		FY 2011-12	
	Actuals	FTE	Actuals	FTE	Appropriated	FTE	Estimate	FTE	Request	FTE
(Special Bill Short Title)										
Total Funds	\$0	0.0	\$0	0.0	\$0	0.0	\$0	0.0		N/A
General Fund	\$0		\$0		\$0		\$0			N/A
General Fund Exempt	\$0		\$0		\$0		\$0			N/A
Cash Funds	\$0		\$0		\$0		\$0			N/A
Cash Funds Exempt / Reappropriated Funds	\$0		\$0		\$0		\$0			N/A
Federal Funds	\$0		\$0		\$0		\$0			N/A

Total Appropriation

Total Funds	\$43,182	0.0	\$43,344	0.0	\$42,188	0.0	\$42,188	0.0	\$42,188	0.0
General Fund	\$21,591		\$21,672		\$21,094		\$21,094		\$21,094	
General Fund Exempt	\$0		\$0		\$0		\$0		\$0	
Cash Funds	\$21,591		\$21,672		\$21,094		\$21,094		\$21,094	
Cash Funds Exempt / Reappropriated Funds	\$0		\$0		\$0		\$0		\$0	
Federal Funds	\$0		\$0		\$0		\$0		\$0	

Year-End Transfers

Total Funds	\$0		\$0		N/A		N/A		N/A	
General Fund	\$0		\$0		N/A		N/A		N/A	
General Fund Exempt	\$0		\$0		N/A		N/A		N/A	
Cash Funds	\$0		\$0		N/A		N/A		N/A	
Cash Funds Exempt / Reappropriated Funds	\$0		\$0		N/A		N/A		N/A	
Federal Funds	\$0		\$0		N/A		N/A		N/A	

POTS Expenditures / Allocation

Total Funds	\$0		\$0		N/A		\$0		N/A	
General Fund	\$0		\$0		N/A		\$0		N/A	
General Fund Exempt	\$0		\$0		N/A		\$0		N/A	
Cash Funds	\$0		\$0		N/A		\$0		N/A	
Cash Funds Exempt / Reappropriated Funds	\$0		\$0		N/A		\$0		N/A	
Federal Funds	\$0		\$0		N/A		\$0		N/A	

Colorado Department of Treasury
 FY 2011-12 Budget Cycle
 Schedule 3

(1) ADMINISTRATION; Legal Services for 575 hours

	FY 2008-09		FY 2009-10		FY 2010-11		FY 2010-11		FY 2011-12	
	Actuals	FTE	Actuals	FTE	Appropriated	FTE	Estimate	FTE	Request	FTE

Roll-Forward

Total Funds	\$0		\$0		N/A		N/A		N/A	
General Fund	\$0		\$0		N/A		N/A		N/A	
General Fund Exempt	\$0		\$0		N/A		N/A		N/A	
Cash Funds	\$0		\$0		N/A		N/A		N/A	
Cash Funds Exempt / Reappropriated Funds	\$0		\$0		N/A		N/A		N/A	
Federal Funds	\$0		\$0		N/A		N/A		N/A	

1331 Supplemental #1 (Short Title)

Total Funds	N/A	N/A	N/A	N/A	N/A	N/A	\$0	0.0	N/A	N/A
General Fund	N/A		N/A		N/A		\$0		N/A	
General Fund Exempt	N/A		N/A		N/A		\$0		N/A	
Cash Funds	N/A		N/A		N/A		\$0		N/A	
Cash Funds Exempt / Reappropriated Funds	N/A		N/A		N/A		\$0		N/A	
Federal Funds	N/A		N/A		N/A		\$0		N/A	

Request Year Base and Other Adjustments (see Reconciliation for details)

Total Funds	N/A	N/A	N/A	N/A	N/A	N/A	N/A	N/A	\$74	0.0
General Fund	N/A		N/A		N/A		N/A		\$37	
General Fund Exempt	N/A		N/A		N/A		N/A		\$0	
Cash Funds	N/A		N/A		N/A		N/A		\$37	
Cash Funds Exempt / Reappropriated Funds	N/A		N/A		N/A		N/A		\$0	
Federal Funds	N/A		N/A		N/A		N/A		\$0	

Total Spending Authority / Request

Total Funds	\$43,182	0.0	\$43,344	0.0	\$42,188	0.0	\$42,188	0.0	\$42,262	0.0
General Fund	\$21,591		\$21,672		\$21,094		\$21,094		\$21,131	
General Fund Exempt	\$0		\$0		\$0		\$0		\$0	
Cash Funds	\$21,591		\$21,672		\$21,094		\$21,094		\$21,131	
Cash Funds Exempt / Reappropriated Funds	\$0		\$0		\$0		\$0		\$0	
Federal Funds	\$0		\$0		\$0		\$0		\$0	

Colorado Department of Treasury
 FY 2011-12 Budget Cycle
 Schedule 3

(1) ADMINISTRATION; Legal Services for 575 hours

	FY 2008-09		FY 2009-10		FY 2010-11		FY 2010-11		FY 2011-12	
	Actuals	FTE	Actuals	FTE	Appropriated	FTE	Estimate	FTE	Request	FTE
Expenditures										
Total Funds	\$39,411	0.0	\$25,859	0.0	N/A	N/A	N/A	N/A	N/A	N/A
General Fund	\$17,820		\$4,187		N/A		N/A		N/A	
General Fund Exempt	\$0		\$0		N/A		N/A		N/A	
Cash Funds	\$21,591		\$21,672		N/A		N/A		N/A	
Cash Funds Exempt / Reappropriated Funds	\$0		\$0		N/A		N/A		N/A	
Federal Funds	\$0		\$0		N/A		N/A		N/A	
Under/(Over) Expenditures										
Total Funds	\$3,771	0.0	\$17,485	0.0	N/A	N/A	N/A	N/A	N/A	N/A
General Fund	\$3,771		\$17,485		N/A		N/A		N/A	
General Fund Exempt	\$0		\$0		N/A		N/A		N/A	
Cash Funds	\$0		\$0		N/A		N/A		N/A	
Cash Funds Exempt / Reappropriated Funds	\$0		\$0		N/A		N/A		N/A	
Federal Funds	\$0		\$0		N/A		N/A		N/A	

Colorado Department of Treasury
FY 2011-12 Budget Cycle
Schedule 3

(1) ADMINISTRATION; Purchase of Services from Computer Center

	FY 2008-09		FY 2009-10		FY 2010-11		FY 2010-11		FY 2011-12	
	Actuals	FTE	Actuals	FTE	Appropriated	FTE	Estimate	FTE	Request	FTE

HB 08-1375, SB 09-259, HB 10-1376 (Long Bill)

Total Funds	\$21,767	0.0	\$21,767	0.0	\$3,811	0.0	\$3,811	0.0	\$3,811	0.0
General Fund	\$21,767		\$21,767		\$3,811		\$3,811		\$3,811	
General Fund Exempt	\$0		\$0		\$0		\$0		\$0	
Cash Funds	\$0		\$0		\$0		\$0		\$0	
Cash Funds Exempt / Reappropriated Funds	\$0		\$0		\$0		\$0		\$0	
Federal Funds	\$0		\$0		\$0		\$0		\$0	

(Agency Supplemental Bill)

Total Funds	\$0	0.0	\$0	0.0	N/A	N/A	N/A	N/A	N/A	N/A
General Fund	\$0		\$0		N/A		N/A		N/A	
General Fund Exempt	\$0		\$0		N/A		N/A		N/A	
Cash Funds	\$0		\$0		N/A		N/A		N/A	
Cash Funds Exempt / Reappropriated Funds	\$0		\$0		\$0		\$0		N/A	
Federal Funds	\$0		\$0		N/A		N/A		N/A	

(Long Bill Add-ons)

Total Funds	\$0	0.0	\$0	0.0	N/A	N/A	N/A	N/A	N/A	N/A
General Fund	\$0		\$0		N/A		N/A		N/A	
General Fund Exempt	\$0		\$0		N/A		N/A		N/A	
Cash Funds	\$0		\$0		N/A		N/A		N/A	
Cash Funds Exempt / Reappropriated Funds	\$0		\$0		\$0		\$0		N/A	
Federal Funds	\$0		\$0		N/A		N/A		N/A	

(Special Bill Short Title)

Total Funds	\$0	0.0	\$0	0.0	\$0	0.0	\$0	0.0	N/A	N/A
General Fund	\$0		\$0		\$0		\$0		N/A	
General Fund Exempt	\$0		\$0		\$0		\$0		N/A	
Cash Funds	\$0		\$0		\$0		\$0		N/A	
Cash Funds Exempt / Reappropriated Funds	\$0		\$0		\$0		\$0		N/A	
Federal Funds	\$0		\$0		\$0		\$0		N/A	

Colorado Department of Treasury
FY 2011-12 Budget Cycle
Schedule 3

(1) ADMINISTRATION; Purchase of Services from Computer Center

	FY 2008-09		FY 2009-10		FY 2010-11		FY 2010-11		FY 2011-12	
	Actuals	FTE	Actuals	FTE	Appropriated	FTE	Estimate	FTE	Request	FTE
(Special Bill Short Title)										
Total Funds	\$0	0.0	\$0	0.0	\$0	0.0	\$0	0.0		N/A
General Fund	\$0		\$0		\$0		\$0			N/A
General Fund Exempt	\$0		\$0		\$0		\$0			N/A
Cash Funds	\$0		\$0		\$0		\$0			N/A
Cash Funds Exempt / Reappropriated Funds	\$0		\$0		\$0		\$0			N/A
Federal Funds	\$0		\$0		\$0		\$0			N/A

Total Appropriation

Total Funds	\$21,767	0.0	\$21,767	0.0	\$3,811	0.0	\$3,811	0.0	\$3,811	0.0
General Fund	\$21,767		\$21,767		\$3,811		\$3,811		\$3,811	
General Fund Exempt	\$0		\$0		\$0		\$0		\$0	
Cash Funds	\$0		\$0		\$0		\$0		\$0	
Cash Funds Exempt / Reappropriated Funds	\$0		\$0		\$0		\$0		\$0	
Federal Funds	\$0		\$0		\$0		\$0		\$0	

Year-End Transfers

Total Funds	\$0		\$0		N/A		N/A		N/A	
General Fund	\$0		\$0		N/A		N/A		N/A	
General Fund Exempt	\$0		\$0		N/A		N/A		N/A	
Cash Funds	\$0		\$0		N/A		N/A		N/A	
Cash Funds Exempt / Reappropriated Funds	\$0		\$0		N/A		N/A		N/A	
Federal Funds	\$0		\$0		N/A		N/A		N/A	

POTS Expenditures / Allocation

Total Funds	\$0		\$0		N/A		\$0		N/A	
General Fund	\$0		\$0		N/A		\$0		N/A	
General Fund Exempt	\$0		\$0		N/A		\$0		N/A	
Cash Funds	\$0		\$0		N/A		\$0		N/A	
Cash Funds Exempt / Reappropriated Funds	\$0		\$0		N/A		\$0		N/A	
Federal Funds	\$0		\$0		N/A		\$0		N/A	

Colorado Department of Treasury
 FY 2011-12 Budget Cycle
 Schedule 3

(1) ADMINISTRATION; Purchase of Services from Computer Center

	FY 2008-09		FY 2009-10		FY 2010-11		FY 2010-11		FY 2011-12	
	Actuals	FTE	Actuals	FTE	Appropriated	FTE	Estimate	FTE	Request	FTE

Roll-Forward

Total Funds	\$0		\$0		N/A		N/A		N/A	
General Fund	\$0		\$0		N/A		N/A		N/A	
General Fund Exempt	\$0		\$0		N/A		N/A		N/A	
Cash Funds	\$0		\$0		N/A		N/A		N/A	
Cash Funds Exempt / Reappropriated Funds	\$0		\$0		N/A		N/A		N/A	
Federal Funds	\$0		\$0		N/A		N/A		N/A	

1331 Supplemental #1 (Short Title)

Total Funds	N/A	N/A	N/A	N/A	N/A	N/A	\$0	0.0	N/A	N/A
General Fund	N/A		N/A		N/A		\$0		N/A	
General Fund Exempt	N/A		N/A		N/A		\$0		N/A	
Cash Funds	N/A		N/A		N/A		\$0		N/A	
Cash Funds Exempt / Reappropriated Funds	N/A		N/A		N/A		\$0		N/A	
Federal Funds	N/A		N/A		N/A		\$0		N/A	

Request Year Base and Other Adjustments (see Reconciliation for details)

Total Funds	N/A	N/A	N/A	N/A	N/A	N/A	N/A	N/A	\$97,822	0.0
General Fund	N/A		N/A		N/A		N/A		\$97,822	
General Fund Exempt	N/A		N/A		N/A		N/A		\$0	
Cash Funds	N/A		N/A		N/A		N/A		\$0	
Cash Funds Exempt / Reappropriated Funds	N/A		N/A		N/A		N/A		\$0	
Federal Funds	N/A		N/A		N/A		N/A		\$0	

Total Spending Authority / Request

Total Funds	\$21,767	0.0	\$21,767	0.0	\$3,811	0.0	\$3,811	0.0	\$101,633	0.0
General Fund	\$21,767		\$21,767		\$3,811		\$3,811		\$101,633	
General Fund Exempt	\$0		\$0		\$0		\$0		\$0	
Cash Funds	\$0		\$0		\$0		\$0		\$0	
Cash Funds Exempt / Reappropriated Funds	\$0		\$0		\$0		\$0		\$0	
Federal Funds	\$0		\$0		\$0		\$0		\$0	

Colorado Department of Treasury
 FY 2011-12 Budget Cycle
 Schedule 3

(1) ADMINISTRATION; Purchase of Services from Computer Center

	FY 2008-09		FY 2009-10		FY 2010-11		FY 2010-11		FY 2011-12	
	Actuals	FTE	Actuals	FTE	Appropriated	FTE	Estimate	FTE	Request	FTE
Expenditures										
Total Funds	\$21,767	0.0	\$21,767	0.0	N/A	N/A	N/A	N/A	N/A	N/A
General Fund	\$21,767		\$21,767		N/A		N/A		N/A	
General Fund Exempt	\$0		\$0		N/A		N/A		N/A	
Cash Funds	\$0		\$0		N/A		N/A		N/A	
Cash Funds Exempt / Reappropriated Funds	\$0		\$0		N/A		N/A		N/A	
Federal Funds	\$0		\$0		N/A		N/A		N/A	
Under/(Over) Expenditures										
Total Funds	\$0	0.0	\$0	0.0	N/A	N/A	N/A	N/A	N/A	N/A
General Fund	\$0		\$0		N/A		N/A		N/A	
General Fund Exempt	\$0		\$0		N/A		N/A		N/A	
Cash Funds	\$0		\$0		N/A		N/A		N/A	
Cash Funds Exempt / Reappropriated Funds	\$0		\$0		N/A		N/A		N/A	
Federal Funds	\$0		\$0		N/A		N/A		N/A	

Colorado Department of Treasury
FY 2011-12 Budget Cycle
Schedule 3

(1) ADMINISTRATION; Capitol Complex Leased Space

	FY 2008-09		FY 2009-10		FY 2010-11		FY 2010-11		FY 2011-12	
	Actuals	FTE	Actuals	FTE	Appropriated	FTE	Estimate	FTE	Request	FTE
HB 08-1375, SB 09-259, HB 10-1376 (Long Bill)										
Total Funds	\$54,919	0.0	\$55,706	0.0	\$53,949	0.0	\$53,949	0.0	\$53,949	0.0
General Fund	\$54,919		\$55,706		\$53,949		\$53,949		\$53,949	
General Fund Exempt	\$0		\$0		\$0		\$0		\$0	
Cash Funds	\$0		\$0		\$0		\$0		\$0	
Cash Funds Exempt / Reappropriated Funds	\$0		\$0		\$0		\$0		\$0	
Federal Funds	\$0		\$0		\$0		\$0		\$0	
HB 10-1317 (Agency Supplemental Bill)										
Total Funds	\$0	0.0	(\$752)	0.0	N/A	N/A	N/A	N/A	N/A	N/A
General Fund	\$0		(\$752)		N/A		N/A		N/A	
General Fund Exempt	\$0		\$0		N/A		N/A		N/A	
Cash Funds	\$0		\$0		N/A		N/A		N/A	
Cash Funds Exempt / Reappropriated Funds	\$0		\$0		\$0		\$0		N/A	
Federal Funds	\$0		\$0		N/A		N/A		N/A	
(Long Bill Add-ons)										
Total Funds	\$0	0.0	\$0	0.0	N/A	N/A	N/A	N/A	N/A	N/A
General Fund	\$0		\$0		N/A		N/A		N/A	
General Fund Exempt	\$0		\$0		N/A		N/A		N/A	
Cash Funds	\$0		\$0		N/A		N/A		N/A	
Cash Funds Exempt / Reappropriated Funds	\$0		\$0		\$0		\$0		N/A	
Federal Funds	\$0		\$0		N/A		N/A		N/A	
(Special Bill Short Title)										
Total Funds	\$0	0.0	\$0	0.0	\$0	0.0	\$0	0.0	N/A	N/A
General Fund	\$0		\$0		\$0		\$0		N/A	
General Fund Exempt	\$0		\$0		\$0		\$0		N/A	
Cash Funds	\$0		\$0		\$0		\$0		N/A	
Cash Funds Exempt / Reappropriated Funds	\$0		\$0		\$0		\$0		N/A	
Federal Funds	\$0		\$0		\$0		\$0		N/A	

Colorado Department of Treasury
 FY 2011-12 Budget Cycle
 Schedule 3

(1) ADMINISTRATION; Capitol Complex Leased Space

	FY 2008-09		FY 2009-10		FY 2010-11		FY 2010-11		FY 2011-12	
	Actuals	FTE	Actuals	FTE	Appropriated	FTE	Estimate	FTE	Request	FTE
(Special Bill Short Title)										
Total Funds	\$0	0.0	\$0	0.0	\$0	0.0	\$0	0.0	N/A	N/A
General Fund	\$0		\$0		\$0		\$0		N/A	
General Fund Exempt	\$0		\$0		\$0		\$0		N/A	
Cash Funds	\$0		\$0		\$0		\$0		N/A	
Cash Funds Exempt / Reappropriated Funds	\$0		\$0		\$0		\$0		N/A	
Federal Funds	\$0		\$0		\$0		\$0		N/A	

Total Appropriation

Total Funds	\$54,919	0.0	\$54,954	0.0	\$53,949	0.0	\$53,949	0.0	\$53,949	0.0
General Fund	\$54,919		\$54,954		\$53,949		\$53,949		\$53,949	
General Fund Exempt	\$0		\$0		\$0		\$0		\$0	
Cash Funds	\$0		\$0		\$0		\$0		\$0	
Cash Funds Exempt / Reappropriated Funds	\$0		\$0		\$0		\$0		\$0	
Federal Funds	\$0		\$0		\$0		\$0		\$0	

Year-End Transfers

Total Funds	\$0		\$0		N/A		N/A		N/A	
General Fund	\$0		\$0		N/A		N/A		N/A	
General Fund Exempt	\$0		\$0		N/A		N/A		N/A	
Cash Funds	\$0		\$0		N/A		N/A		N/A	
Cash Funds Exempt / Reappropriated Funds	\$0		\$0		N/A		N/A		N/A	
Federal Funds	\$0		\$0		N/A		N/A		N/A	

POTS Expenditures / Allocation

Total Funds	\$0		\$0		N/A		\$0		N/A	
General Fund	\$0		\$0		N/A		\$0		N/A	
General Fund Exempt	\$0		\$0		N/A		\$0		N/A	
Cash Funds	\$0		\$0		N/A		\$0		N/A	
Cash Funds Exempt / Reappropriated Funds	\$0		\$0		N/A		\$0		N/A	
Federal Funds	\$0		\$0		N/A		\$0		N/A	

Colorado Department of Treasury
FY 2011-12 Budget Cycle
Schedule 3

(1) ADMINISTRATION; Capitol Complex Leased Space

	FY 2008-09		FY 2009-10		FY 2010-11		FY 2010-11		FY 2011-12	
	Actuals	FTE	Actuals	FTE	Appropriated	FTE	Estimate	FTE	Request	FTE
Roll-Forward										
Total Funds	\$0		\$0		N/A		N/A		N/A	
General Fund	\$0		\$0		N/A		N/A		N/A	
General Fund Exempt	\$0		\$0		N/A		N/A		N/A	
Cash Funds	\$0		\$0		N/A		N/A		N/A	
Cash Funds Exempt / Reappropriated Funds	\$0		\$0		N/A		N/A		N/A	
Federal Funds	\$0		\$0		N/A		N/A		N/A	
1331 Supplemental #1 (Short Title)										
Total Funds	N/A	N/A	N/A	N/A	N/A	N/A	\$0	0.0	N/A	N/A
General Fund	N/A		N/A		N/A		\$0		N/A	
General Fund Exempt	N/A		N/A		N/A		\$0		N/A	
Cash Funds	N/A		N/A		N/A		\$0		N/A	
Cash Funds Exempt / Reappropriated Funds	N/A		N/A		N/A		\$0		N/A	
Federal Funds	N/A		N/A		N/A		\$0		N/A	
Request Year Base and Other Adjustments (see Reconciliation for details)										
Total Funds	N/A	N/A	N/A	N/A	N/A	N/A	N/A	N/A	\$3,791	0.0
General Fund	N/A		N/A		N/A		N/A		\$3,791	
General Fund Exempt	N/A		N/A		N/A		N/A		\$0	
Cash Funds	N/A		N/A		N/A		N/A		\$0	
Cash Funds Exempt / Reappropriated Funds	N/A		N/A		N/A		N/A		\$0	
Federal Funds	N/A		N/A		N/A		N/A		\$0	
Total Spending Authority / Request										
Total Funds	\$54,919	0.0	\$54,954	0.0	\$53,949	0.0	\$53,949	0.0	\$57,740	0.0
General Fund	\$54,919		\$54,954		\$53,949		\$53,949		\$57,740	
General Fund Exempt	\$0		\$0		\$0		\$0		\$0	
Cash Funds	\$0		\$0		\$0		\$0		\$0	
Cash Funds Exempt / Reappropriated Funds	\$0		\$0		\$0		\$0		\$0	
Federal Funds	\$0		\$0		\$0		\$0		\$0	

Colorado Department of Treasury
 FY 2011-12 Budget Cycle
 Schedule 3

(1) ADMINISTRATION; Capitol Complex Leased Space

	FY 2008-09		FY 2009-10		FY 2010-11		FY 2010-11		FY 2011-12	
	Actuals	FTE	Actuals	FTE	Appropriated	FTE	Estimate	FTE	Request	FTE
Expenditures										
Total Funds	\$54,919	0.0	\$54,954	0.0	N/A	N/A	N/A	N/A	N/A	N/A
General Fund	\$54,919		\$54,954		N/A		N/A		N/A	
General Fund Exempt	\$0		\$0		N/A		N/A		N/A	
Cash Funds	\$0		\$0		N/A		N/A		N/A	
Cash Funds Exempt / Reappropriated Funds	\$0		\$0		N/A		N/A		N/A	
Federal Funds	\$0		\$0		N/A		N/A		N/A	
Under/(Over) Expenditures										
Total Funds	\$0	0.0	\$0	0.0	N/A	N/A	N/A	N/A	N/A	N/A
General Fund	\$0		\$0		N/A		N/A		N/A	
General Fund Exempt	\$0		\$0		N/A		N/A		N/A	
Cash Funds	\$0		\$0		N/A		N/A		N/A	
Cash Funds Exempt / Reappropriated Funds	\$0		\$0		N/A		N/A		N/A	
Federal Funds	\$0		\$0		N/A		N/A		N/A	

Colorado Department of Treasury
 FY 2011-12 Budget Cycle
 Schedule 3

(1) ADMINISTRATION; Charter School Facilities Financing Section

	FY 2008-09		FY 2009-10		FY 2010-11		FY 2010-11		FY 2011-12	
	Actuals	FTE	Actuals	FTE	Appropriated	FTE	Estimate	FTE	Request	FTE

HB 08-1375, SB 09-259, HB 10-1376 (Long Bill)

Total Funds	\$5,000	0.0	\$5,000	0.0	\$5,000	0.0	\$5,000	0.0	\$5,000	0.0
General Fund	\$0		\$0		\$0		\$0		\$0	
General Fund Exempt	\$0		\$0		\$0		\$0		\$0	
Cash Funds	\$5,000		\$5,000		\$5,000		\$5,000		\$5,000	
Cash Funds Exempt / Reappropriated Funds	\$0		\$0		\$0		\$0		\$0	
Federal Funds	\$0		\$0		\$0		\$0		\$0	

(Agency Supplemental Bill)

Total Funds	\$0	0.0	\$0	0.0	N/A	N/A	N/A	N/A	N/A	N/A
General Fund	\$0		\$0		N/A		N/A		N/A	
General Fund Exempt	\$0		\$0		N/A		N/A		N/A	
Cash Funds	\$0		\$0		N/A		N/A		N/A	
Cash Funds Exempt / Reappropriated Funds	\$0		\$0		\$0		\$0		N/A	
Federal Funds	\$0		\$0		N/A		N/A		N/A	

(Long Bill Add-ons)

Total Funds	\$0	0.0	\$0	0.0	N/A	N/A	N/A	N/A	N/A	N/A
General Fund	\$0		\$0		N/A		N/A		N/A	
General Fund Exempt	\$0		\$0		N/A		N/A		N/A	
Cash Funds	\$0		\$0		N/A		N/A		N/A	
Cash Funds Exempt / Reappropriated Funds	\$0		\$0		\$0		\$0		N/A	
Federal Funds	\$0		\$0		N/A		N/A		N/A	

(Special Bill Short Title)

Total Funds	\$0	0.0	\$0	0.0	\$0	0.0	\$0	0.0	N/A	N/A
General Fund	\$0		\$0		\$0		\$0		N/A	
General Fund Exempt	\$0		\$0		\$0		\$0		N/A	
Cash Funds	\$0		\$0		\$0		\$0		N/A	
Cash Funds Exempt / Reappropriated Funds	\$0		\$0		\$0		\$0		N/A	
Federal Funds	\$0		\$0		\$0		\$0		N/A	

Colorado Department of Treasury
 FY 2011-12 Budget Cycle
 Schedule 3

(1) ADMINISTRATION; Charter School Facilities Financing Section

	FY 2008-09		FY 2009-10		FY 2010-11		FY 2010-11		FY 2011-12	
	Actuals	FTE	Actuals	FTE	Appropriated	FTE	Estimate	FTE	Request	FTE
(Special Bill Short Title)										
Total Funds	\$0	0.0	\$0	0.0	\$0	0.0	\$0	0.0	N/A	N/A
General Fund	\$0		\$0		\$0		\$0		N/A	
General Fund Exempt	\$0		\$0		\$0		\$0		N/A	
Cash Funds	\$0		\$0		\$0		\$0		N/A	
Cash Funds Exempt / Reappropriated Funds	\$0		\$0		\$0		\$0		N/A	
Federal Funds	\$0		\$0		\$0		\$0		N/A	

Total Appropriation

Total Funds	\$5,000	0.0	\$5,000	0.0	\$5,000	0.0	\$5,000	0.0	\$5,000	0.0
General Fund	\$0		\$0		\$0		\$0		\$0	
General Fund Exempt	\$0		\$0		\$0		\$0		\$0	
Cash Funds	\$5,000		\$5,000		\$5,000		\$5,000		\$5,000	
Cash Funds Exempt / Reappropriated Funds	\$0		\$0		\$0		\$0		\$0	
Federal Funds	\$0		\$0		\$0		\$0		\$0	

Year-End Transfers

Total Funds	\$0		\$0		N/A		N/A		N/A	
General Fund	\$0		\$0		N/A		N/A		N/A	
General Fund Exempt	\$0		\$0		N/A		N/A		N/A	
Cash Funds	\$0		\$0		N/A		N/A		N/A	
Cash Funds Exempt / Reappropriated Funds	\$0		\$0		N/A		N/A		N/A	
Federal Funds	\$0		\$0		N/A		N/A		N/A	

POTS Expenditures / Allocation

Total Funds	\$0		\$0		N/A		\$0		N/A	
General Fund	\$0		\$0		N/A		\$0		N/A	
General Fund Exempt	\$0		\$0		N/A		\$0		N/A	
Cash Funds	\$0		\$0		N/A		\$0		N/A	
Cash Funds Exempt / Reappropriated Funds	\$0		\$0		N/A		\$0		N/A	
Federal Funds	\$0		\$0		N/A		\$0		N/A	

Colorado Department of Treasury
 FY 2011-12 Budget Cycle
 Schedule 3

(1) ADMINISTRATION; Charter School Facilities Financing Section

	FY 2008-09		FY 2009-10		FY 2010-11		FY 2010-11		FY 2011-12	
	Actuals	FTE	Actuals	FTE	Appropriated	FTE	Estimate	FTE	Request	FTE
Roll-Forward										
Total Funds	\$0		\$0		N/A		N/A		N/A	
General Fund	\$0		\$0		N/A		N/A		N/A	
General Fund Exempt	\$0		\$0		N/A		N/A		N/A	
Cash Funds	\$0		\$0		N/A		N/A		N/A	
Cash Funds Exempt / Reappropriated Funds	\$0		\$0		N/A		N/A		N/A	
Federal Funds	\$0		\$0		N/A		N/A		N/A	

1331 Supplemental #1 (Short Title)

Total Funds	N/A	N/A	N/A	N/A	N/A	N/A	\$0	0.0	N/A	N/A
General Fund	N/A		N/A		N/A		\$0		N/A	
General Fund Exempt	N/A		N/A		N/A		\$0		N/A	
Cash Funds	N/A		N/A		N/A		\$0		N/A	
Cash Funds Exempt / Reappropriated Funds	N/A		N/A		N/A		\$0		N/A	
Federal Funds	N/A		N/A		N/A		\$0		N/A	

Request Year Base and Other Adjustments (see Reconciliation for details)

Total Funds	N/A	N/A	N/A	N/A	N/A	N/A	N/A	N/A	\$0	0.0
General Fund	N/A		N/A		N/A		N/A		\$0	
General Fund Exempt	N/A		N/A		N/A		N/A		\$0	
Cash Funds	N/A		N/A		N/A		N/A		\$0	
Cash Funds Exempt / Reappropriated Funds	N/A		N/A		N/A		N/A		\$0	
Federal Funds	N/A		N/A		N/A		N/A		\$0	

Total Spending Authority / Request

Total Funds	\$5,000	0.0	\$5,000	0.0	\$5,000	0.0	\$5,000	0.0	\$5,000	0.0
General Fund	\$0		\$0		\$0		\$0		\$0	
General Fund Exempt	\$0		\$0		\$0		\$0		\$0	
Cash Funds	\$5,000		\$5,000		\$5,000		\$5,000		\$5,000	
Cash Funds Exempt / Reappropriated Funds	\$0		\$0		\$0		\$0		\$0	
Federal Funds	\$0		\$0		\$0		\$0		\$0	

Colorado Department of Treasury
 FY 2011-12 Budget Cycle
 Schedule 3

(1) ADMINISTRATION; Charter School Facilities Financing Section

	FY 2008-09		FY 2009-10		FY 2010-11		FY 2010-11		FY 2011-12	
	Actuals	FTE	Actuals	FTE	Appropriated	FTE	Estimate	FTE	Request	FTE
Expenditures										
Total Funds	\$2,579	0.0	\$2,803	0.0	N/A	N/A	N/A	N/A	N/A	N/A
General Fund	\$0		\$0		N/A		N/A		N/A	
General Fund Exempt	\$0		\$0		N/A		N/A		N/A	
Cash Funds	\$2,579		\$2,803		N/A		N/A		N/A	
Cash Funds Exempt / Reappropriated Funds	\$0		\$0		N/A		N/A		N/A	
Federal Funds	\$0		\$0		N/A		N/A		N/A	
Under/(Over) Expenditures										
Total Funds	\$2,421	0.0	\$2,197	0.0	N/A	N/A	N/A	N/A	N/A	N/A
General Fund	\$0		\$0		N/A		N/A		N/A	
General Fund Exempt	\$0		\$0		N/A		N/A		N/A	
Cash Funds	\$2,421		\$2,197		N/A		N/A		N/A	
Cash Funds Exempt / Reappropriated Funds	\$0		\$0		N/A		N/A		N/A	
Federal Funds	\$0		\$0		N/A		N/A		N/A	

Colorado Department of Treasury
 FY 2011-12 Budget Cycle
 Schedule 3

(1) ADMINISTRATION; Discretionary Fund

	FY 2008-09		FY 2009-10		FY 2010-11		FY 2010-11		FY 2011-12	
	Actuals	FTE	Actuals	FTE	Appropriated	FTE	Estimate	FTE	Request	FTE
HB 08-1375, SB 09-259, HB 10-1376 (Long Bill)										
Total Funds	\$5,000	0.0	\$5,000	0.0	\$5,000	0.0	\$5,000	0.0	\$5,000	0.0
General Fund	\$5,000		\$5,000		\$5,000		\$5,000		\$5,000	
General Fund Exempt	\$0		\$0		\$0		\$0		\$0	
Cash Funds	\$0		\$0		\$0		\$0		\$0	
Cash Funds Exempt / Reappropriated Funds	\$0		\$0		\$0		\$0		\$0	
Federal Funds	\$0		\$0		\$0		\$0		\$0	
(Agency Supplemental Bill)										
Total Funds	\$0	0.0	\$0	0.0	N/A	N/A	N/A	N/A	N/A	N/A
General Fund	\$0		\$0		N/A		N/A		N/A	
General Fund Exempt	\$0		\$0		N/A		N/A		N/A	
Cash Funds	\$0		\$0		N/A		N/A		N/A	
Cash Funds Exempt / Reappropriated Funds	\$0		\$0		\$0		\$0		N/A	
Federal Funds	\$0		\$0		N/A		N/A		N/A	
(Long Bill Add-ons)										
Total Funds	\$0	0.0	\$0	0.0	N/A	N/A	N/A	N/A	N/A	N/A
General Fund	\$0		\$0		N/A		N/A		N/A	
General Fund Exempt	\$0		\$0		N/A		N/A		N/A	
Cash Funds	\$0		\$0		N/A		N/A		N/A	
Cash Funds Exempt / Reappropriated Funds	\$0		\$0		\$0		\$0		N/A	
Federal Funds	\$0		\$0		N/A		N/A		N/A	
(Special Bill Short Title)										
Total Funds	\$0	0.0	\$0	0.0	\$0	0.0	\$0	0.0	N/A	N/A
General Fund	\$0		\$0		\$0		\$0		N/A	
General Fund Exempt	\$0		\$0		\$0		\$0		N/A	
Cash Funds	\$0		\$0		\$0		\$0		N/A	
Cash Funds Exempt / Reappropriated Funds	\$0		\$0		\$0		\$0		N/A	
Federal Funds	\$0		\$0		\$0		\$0		N/A	

Colorado Department of Treasury
 FY 2011-12 Budget Cycle
 Schedule 3

(1) ADMINISTRATION; Discretionary Fund

	FY 2008-09		FY 2009-10		FY 2010-11		FY 2010-11		FY 2011-12	
	Actuals	FTE	Actuals	FTE	Appropriated	FTE	Estimate	FTE	Request	FTE
(Special Bill Short Title)										
Total Funds	\$0	0.0	\$0	0.0	\$0	0.0	\$0	0.0	N/A	N/A
General Fund	\$0		\$0		\$0		\$0		N/A	
General Fund Exempt	\$0		\$0		\$0		\$0		N/A	
Cash Funds	\$0		\$0		\$0		\$0		N/A	
Cash Funds Exempt / Reappropriated Funds	\$0		\$0		\$0		\$0		N/A	
Federal Funds	\$0		\$0		\$0		\$0		N/A	

Total Appropriation

Total Funds	\$5,000	0.0	\$5,000	0.0	\$5,000	0.0	\$5,000	0.0	\$5,000	0.0
General Fund	\$5,000		\$5,000		\$5,000		\$5,000		\$5,000	
General Fund Exempt	\$0		\$0		\$0		\$0		\$0	
Cash Funds	\$0		\$0		\$0		\$0		\$0	
Cash Funds Exempt / Reappropriated Funds	\$0		\$0		\$0		\$0		\$0	
Federal Funds	\$0		\$0		\$0		\$0		\$0	

Year-End Transfers

Total Funds	\$0		\$0		N/A		N/A		N/A	
General Fund	\$0		\$0		N/A		N/A		N/A	
General Fund Exempt	\$0		\$0		N/A		N/A		N/A	
Cash Funds	\$0		\$0		N/A		N/A		N/A	
Cash Funds Exempt / Reappropriated Funds	\$0		\$0		N/A		N/A		N/A	
Federal Funds	\$0		\$0		N/A		N/A		N/A	

POTS Expenditures / Allocation

Total Funds	\$0		\$0		N/A		\$0		N/A	
General Fund	\$0		\$0		N/A		\$0		N/A	
General Fund Exempt	\$0		\$0		N/A		\$0		N/A	
Cash Funds	\$0		\$0		N/A		\$0		N/A	
Cash Funds Exempt / Reappropriated Funds	\$0		\$0		N/A		\$0		N/A	
Federal Funds	\$0		\$0		N/A		\$0		N/A	

Colorado Department of Treasury
 FY 2011-12 Budget Cycle
 Schedule 3

(1) ADMINISTRATION; Discretionary Fund

	FY 2008-09		FY 2009-10		FY 2010-11		FY 2010-11		FY 2011-12	
	Actuals	FTE	Actuals	FTE	Appropriated	FTE	Estimate	FTE	Request	FTE
Roll-Forward										
Total Funds	\$0		\$0		N/A		N/A		N/A	
General Fund	\$0		\$0		N/A		N/A		N/A	
General Fund Exempt	\$0		\$0		N/A		N/A		N/A	
Cash Funds	\$0		\$0		N/A		N/A		N/A	
Cash Funds Exempt / Reappropriated Funds	\$0		\$0		N/A		N/A		N/A	
Federal Funds	\$0		\$0		N/A		N/A		N/A	
1331 Supplemental #1 (Short Title)										
Total Funds	N/A	N/A	N/A	N/A	N/A	N/A	\$0	0.0	N/A	N/A
General Fund	N/A		N/A		N/A		\$0		N/A	
General Fund Exempt	N/A		N/A		N/A		\$0		N/A	
Cash Funds	N/A		N/A		N/A		\$0		N/A	
Cash Funds Exempt / Reappropriated Funds	N/A		N/A		N/A		\$0		N/A	
Federal Funds	N/A		N/A		N/A		\$0		N/A	
Request Year Base and Other Adjustments (see Reconciliation for details)										
Total Funds	N/A	N/A	N/A	N/A	N/A	N/A	N/A	N/A	\$0	0.0
General Fund	N/A		N/A		N/A		N/A		\$0	
General Fund Exempt	N/A		N/A		N/A		N/A		\$0	
Cash Funds	N/A		N/A		N/A		N/A		\$0	
Cash Funds Exempt / Reappropriated Funds	N/A		N/A		N/A		N/A		\$0	
Federal Funds	N/A		N/A		N/A		N/A		\$0	
Total Spending Authority / Request										
Total Funds	\$5,000	0.0	\$5,000	0.0	\$5,000	0.0	\$5,000	0.0	\$5,000	0.0
General Fund	\$5,000		\$5,000		\$5,000		\$5,000		\$5,000	
General Fund Exempt	\$0		\$0		\$0		\$0		\$0	
Cash Funds	\$0		\$0		\$0		\$0		\$0	
Cash Funds Exempt / Reappropriated Funds	\$0		\$0		\$0		\$0		\$0	
Federal Funds	\$0		\$0		\$0		\$0		\$0	

Colorado Department of Treasury
 FY 2011-12 Budget Cycle
 Schedule 3

(1) ADMINISTRATION; Discretionary Fund

	FY 2008-09		FY 2009-10		FY 2010-11		FY 2010-11		FY 2011-12	
	Actuals	FTE	Actuals	FTE	Appropriated	FTE	Estimate	FTE	Request	FTE
Expenditures										
Total Funds	\$614	0.0	\$0	0.0	N/A	N/A	N/A	N/A	N/A	N/A
General Fund	\$614		\$0		N/A		N/A		N/A	
General Fund Exempt	\$0		\$0		N/A		N/A		N/A	
Cash Funds	\$0		\$0		N/A		N/A		N/A	
Cash Funds Exempt / Reappropriated Funds	\$0		\$0		N/A		N/A		N/A	
Federal Funds	\$0		\$0		N/A		N/A		N/A	
Under/(Over) Expenditures										
Total Funds	\$4,386	0.0	\$5,000	0.0	N/A	N/A	N/A	N/A	N/A	N/A
General Fund	\$4,386		\$5,000		N/A		N/A		N/A	
General Fund Exempt	\$0		\$0		N/A		N/A		N/A	
Cash Funds	\$0		\$0		N/A		N/A		N/A	
Cash Funds Exempt / Reappropriated Funds	\$0		\$0		N/A		N/A		N/A	
Federal Funds	\$0		\$0		N/A		N/A		N/A	

Colorado Department of Treasury
 FY 2011-12 Budget Cycle
 Schedule 3

(2) UNCLAIMED PROPERTY PROGRAM; Personal Services

	FY 2008-09		FY 2009-10		FY 2010-11		FY 2010-11		FY 2011-12	
	Actuals	FTE	Actuals	FTE	Appropriated	FTE	Estimate	FTE	Request	FTE
HB 08-1375, SB 09-259, HB 10-1376 (Long Bill)										
Total Funds	\$738,000	13.5	\$781,790	15.5	\$764,966	15.5	\$764,966	15.5	\$781,790	15.5
General Fund	\$0		\$0		\$0		\$0		\$0	
General Fund Exempt	\$0		\$0		\$0		\$0		\$0	
Cash Funds	\$738,000		\$781,790		\$764,966		\$764,966		\$781,790	
Cash Funds Exempt / Reappropriated Funds	\$0		\$0		\$0		\$0		\$0	
Federal Funds	\$0		\$0		\$0		\$0		\$0	
SB 09-203, HB 10-1317 (Agency Supplemental Bill)										
Total Funds	(\$24,914)	0.0	(\$16,867)	0.0	N/A	N/A	N/A	N/A	N/A	N/A
General Fund	\$0		\$0		N/A		N/A		N/A	
General Fund Exempt	\$0		\$0		N/A		N/A		N/A	
Cash Funds	(\$24,914)		(\$16,867)		N/A		N/A		N/A	
Cash Funds Exempt / Reappropriated Funds	\$0		\$0		\$0		\$0		N/A	
Federal Funds	\$0		\$0		N/A		N/A		N/A	
(Long Bill Add-ons)										
Total Funds	\$0	0.0	\$0	0.0	N/A	N/A	N/A	N/A	N/A	N/A
General Fund	\$0		\$0		N/A		N/A		N/A	
General Fund Exempt	\$0		\$0		N/A		N/A		N/A	
Cash Funds	\$0		\$0		N/A		N/A		N/A	
Cash Funds Exempt / Reappropriated Funds	\$0		\$0		\$0		\$0		N/A	
Federal Funds	\$0		\$0		N/A		N/A		N/A	
(Special Bill Short Title)										
Total Funds	\$0	0.0	\$0	0.0	\$0	0.0	\$0	0.0	N/A	N/A
General Fund	\$0		\$0		\$0		\$0		N/A	
General Fund Exempt	\$0		\$0		\$0		\$0		N/A	
Cash Funds	\$0		\$0		\$0		\$0		N/A	
Cash Funds Exempt / Reappropriated Funds	\$0		\$0		\$0		\$0		N/A	
Federal Funds	\$0		\$0		\$0		\$0		N/A	

Colorado Department of Treasury
 FY 2011-12 Budget Cycle
 Schedule 3

(2) UNCLAIMED PROPERTY PROGRAM; Personal Services

	FY 2008-09		FY 2009-10		FY 2010-11		FY 2010-11		FY 2011-12	
	Actuals	FTE	Actuals	FTE	Appropriated	FTE	Estimate	FTE	Request	FTE
(Special Bill Short Title)										
Total Funds	\$0	0.0	\$0	0.0	\$0	0.0	\$0	0.0	N/A	N/A
General Fund	\$0		\$0		\$0		\$0		N/A	
General Fund Exempt	\$0		\$0		\$0		\$0		N/A	
Cash Funds	\$0		\$0		\$0		\$0		N/A	
Cash Funds Exempt / Reappropriated Funds	\$0		\$0		\$0		\$0		N/A	
Federal Funds	\$0		\$0		\$0		\$0		N/A	

Total Appropriation

Total Funds	\$713,086	13.5	\$764,923	15.5	\$764,966	15.5	\$764,966	15.5	\$781,790	15.5
General Fund	\$0		\$0		\$0		\$0		\$0	
General Fund Exempt	\$0		\$0		\$0		\$0		\$0	
Cash Funds	\$713,086		\$764,923		\$764,966		\$764,966		\$781,790	
Cash Funds Exempt / Reappropriated Funds	\$0		\$0		\$0		\$0		\$0	
Federal Funds	\$0		\$0		\$0		\$0		\$0	

Year-End Transfers

Total Funds	\$0		\$0		N/A		N/A		N/A	
General Fund	\$0		\$0		N/A		N/A		N/A	
General Fund Exempt	\$0		\$0		N/A		N/A		N/A	
Cash Funds	\$0		\$0		N/A		N/A		N/A	
Cash Funds Exempt / Reappropriated Funds	\$0		\$0		N/A		N/A		N/A	
Federal Funds	\$0		\$0		N/A		N/A		N/A	

POTS Expenditures / Allocation

Total Funds	\$31,253		\$0		N/A		\$0		N/A	
General Fund	\$0		\$0		N/A		\$0		N/A	
General Fund Exempt	\$0		\$0		N/A		\$0		N/A	
Cash Funds	\$31,253		\$0		N/A		\$0		N/A	
Cash Funds Exempt / Reappropriated Funds	\$0		\$0		N/A		\$0		N/A	
Federal Funds	\$0		\$0		N/A		\$0		N/A	

Colorado Department of Treasury
FY 2011-12 Budget Cycle
Schedule 3

(2) UNCLAIMED PROPERTY PROGRAM; Personal Services

	FY 2008-09		FY 2009-10		FY 2010-11		FY 2010-11		FY 2011-12	
	Actuals	FTE	Actuals	FTE	Appropriated	FTE	Estimate	FTE	Request	FTE
Roll-Forward										
Total Funds	\$0		\$0		N/A		N/A		N/A	
General Fund	\$0		\$0		N/A		N/A		N/A	
General Fund Exempt	\$0		\$0		N/A		N/A		N/A	
Cash Funds	\$0		\$0		N/A		N/A		N/A	
Cash Funds Exempt / Reappropriated Funds	\$0		\$0		N/A		N/A		N/A	
Federal Funds	\$0		\$0		N/A		N/A		N/A	

1331 Supplemental #1 (Short Title)

Total Funds	N/A	N/A	N/A	N/A	N/A	N/A	\$0	0.0	N/A	N/A
General Fund	N/A		N/A		N/A		\$0		N/A	
General Fund Exempt	N/A		N/A		N/A		\$0		N/A	
Cash Funds	N/A		N/A		N/A		\$0		N/A	
Cash Funds Exempt / Reappropriated Funds	N/A		N/A		N/A		\$0		N/A	
Federal Funds	N/A		N/A		N/A		\$0		N/A	

Request Year Base and Other Adjustments (see Reconciliation for details)

Total Funds	N/A	N/A	N/A	N/A	N/A	N/A	N/A	N/A	\$0	0.0
General Fund	N/A		N/A		N/A		N/A		\$0	
General Fund Exempt	N/A		N/A		N/A		N/A		\$0	
Cash Funds	N/A		N/A		N/A		N/A		\$0	
Cash Funds Exempt / Reappropriated Funds	N/A		N/A		N/A		N/A		\$0	
Federal Funds	N/A		N/A		N/A		N/A		\$0	

Total Spending Authority / Request

Total Funds	\$744,339	13.5	\$764,923	15.5	\$764,966	15.5	\$764,966	15.5	\$781,790	15.5
General Fund	\$0		\$0		\$0		\$0		\$0	
General Fund Exempt	\$0		\$0		\$0		\$0		\$0	
Cash Funds	\$744,339		\$764,923		\$764,966		\$764,966		\$781,790	
Cash Funds Exempt / Reappropriated Funds	\$0		\$0		\$0		\$0		\$0	
Federal Funds	\$0		\$0		\$0		\$0		\$0	

Colorado Department of Treasury
 FY 2011-12 Budget Cycle
 Schedule 3

(2) UNCLAIMED PROPERTY PROGRAM; Personal Services

	FY 2008-09		FY 2009-10		FY 2010-11		FY 2010-11		FY 2011-12	
	Actuals	FTE	Actuals	FTE	Appropriated	FTE	Estimate	FTE	Request	FTE
Expenditures										
Total Funds	\$723,411	9.2	\$708,306	8.9	N/A	N/A	N/A	N/A	N/A	N/A
General Fund	\$0		\$0		N/A		N/A		N/A	
General Fund Exempt	\$0		\$0		N/A		N/A		N/A	
Cash Funds	\$723,411		\$708,306		N/A		N/A		N/A	
Cash Funds Exempt / Reappropriated Funds	\$0		\$0		N/A		N/A		N/A	
Federal Funds	\$0		\$0		N/A		N/A		N/A	
Under/(Over) Expenditures										
Total Funds	\$20,928	4.3	\$56,617	6.6	N/A	N/A	N/A	N/A	N/A	N/A
General Fund	\$0		\$0		N/A		N/A		N/A	
General Fund Exempt	\$0		\$0		N/A		N/A		N/A	
Cash Funds	\$20,928		\$56,617		N/A		N/A		N/A	
Cash Funds Exempt / Reappropriated Funds	\$0		\$0		N/A		N/A		N/A	
Federal Funds	\$0		\$0		N/A		N/A		N/A	

Colorado Department of Treasury
 FY 2011-12 Budget Cycle
 Schedule 3

(2) UNCLAIMED PROPERTY PROGRAM; Operating Expenses

	FY 2008-09		FY 2009-10		FY 2010-11		FY 2010-11		FY 2011-12	
	Actuals	FTE	Actuals	FTE	Appropriated	FTE	Estimate	FTE	Request	FTE
HB 08-1375, SB 09-259, HB 10-1376 (Long Bill)										
Total Funds	\$120,611	0.0	\$124,226	0.0	\$121,869	0.0	\$121,869	0.0	\$121,869	0.0
General Fund	\$0		\$0		\$0		\$0		\$0	
General Fund Exempt	\$0		\$0		\$0		\$0		\$0	
Cash Funds	\$120,611		\$124,226		\$121,869		\$121,869		\$121,869	
Cash Funds Exempt / Reappropriated Funds	\$0		\$0		\$0		\$0		\$0	
Federal Funds	\$0		\$0		\$0		\$0		\$0	
HB 10-1317 (Agency Supplemental Bill)										
Total Funds	\$0	0.0	(\$2,638)	0.0	N/A	N/A	N/A	N/A	N/A	N/A
General Fund	\$0		\$0		N/A		N/A		N/A	
General Fund Exempt	\$0		\$0		N/A		N/A		N/A	
Cash Funds	\$0		(\$2,638)		N/A		N/A		N/A	
Cash Funds Exempt / Reappropriated Funds	\$0		\$0		\$0		\$0		N/A	
Federal Funds	\$0		\$0		N/A		N/A		N/A	
(Long Bill Add-ons)										
Total Funds	\$0	0.0	\$0	0.0	N/A	N/A	N/A	N/A	N/A	N/A
General Fund	\$0		\$0		N/A		N/A		N/A	
General Fund Exempt	\$0		\$0		N/A		N/A		N/A	
Cash Funds	\$0		\$0		N/A		N/A		N/A	
Cash Funds Exempt / Reappropriated Funds	\$0		\$0		\$0		\$0		N/A	
Federal Funds	\$0		\$0		N/A		N/A		N/A	
(Special Bill Short Title)										
Total Funds	\$0	0.0	\$0	0.0	\$0	0.0	\$0	0.0	N/A	N/A
General Fund	\$0		\$0		\$0		\$0		N/A	
General Fund Exempt	\$0		\$0		\$0		\$0		N/A	
Cash Funds	\$0		\$0		\$0		\$0		N/A	
Cash Funds Exempt / Reappropriated Funds	\$0		\$0		\$0		\$0		N/A	
Federal Funds	\$0		\$0		\$0		\$0		N/A	

Colorado Department of Treasury
FY 2011-12 Budget Cycle
Schedule 3

(2) UNCLAIMED PROPERTY PROGRAM; Operating Expenses

	FY 2008-09		FY 2009-10		FY 2010-11		FY 2010-11		FY 2011-12	
	Actuals	FTE	Actuals	FTE	Appropriated	FTE	Estimate	FTE	Request	FTE
(Special Bill Short Title)										
Total Funds	\$0	0.0	\$0	0.0	\$0	0.0	\$0	0.0	N/A	N/A
General Fund	\$0		\$0		\$0		\$0		N/A	
General Fund Exempt	\$0		\$0		\$0		\$0		N/A	
Cash Funds	\$0		\$0		\$0		\$0		N/A	
Cash Funds Exempt / Reappropriated Funds	\$0		\$0		\$0		\$0		N/A	
Federal Funds	\$0		\$0		\$0		\$0		N/A	

Total Appropriation

Total Funds	\$120,611	0.0	\$121,588	0.0	\$121,869	0.0	\$121,869	0.0	\$121,869	0.0
General Fund	\$0		\$0		\$0		\$0		\$0	
General Fund Exempt	\$0		\$0		\$0		\$0		\$0	
Cash Funds	\$120,611		\$121,588		\$121,869		\$121,869		\$121,869	
Cash Funds Exempt / Reappropriated Funds	\$0		\$0		\$0		\$0		\$0	
Federal Funds	\$0		\$0		\$0		\$0		\$0	

Year-End Transfers

Total Funds	\$0		\$0		N/A		N/A		N/A	
General Fund	\$0		\$0		N/A		N/A		N/A	
General Fund Exempt	\$0		\$0		N/A		N/A		N/A	
Cash Funds	\$0		\$0		N/A		N/A		N/A	
Cash Funds Exempt / Reappropriated Funds	\$0		\$0		N/A		N/A		N/A	
Federal Funds	\$0		\$0		N/A		N/A		N/A	

POTS Expenditures / Allocation

Total Funds	\$0		\$0		N/A		\$0		N/A	
General Fund	\$0		\$0		N/A		\$0		N/A	
General Fund Exempt	\$0		\$0		N/A		\$0		N/A	
Cash Funds	\$0		\$0		N/A		\$0		N/A	
Cash Funds Exempt / Reappropriated Funds	\$0		\$0		N/A		\$0		N/A	
Federal Funds	\$0		\$0		N/A		\$0		N/A	

Colorado Department of Treasury
 FY 2011-12 Budget Cycle
 Schedule 3

(2) UNCLAIMED PROPERTY PROGRAM; Operating Expenses

	FY 2008-09		FY 2009-10		FY 2010-11		FY 2010-11		FY 2011-12	
	Actuals	FTE	Actuals	FTE	Appropriated	FTE	Estimate	FTE	Request	FTE
Roll-Forward										
Total Funds	\$0		\$0		N/A		N/A		N/A	
General Fund	\$0		\$0		N/A		N/A		N/A	
General Fund Exempt	\$0		\$0		N/A		N/A		N/A	
Cash Funds	\$0		\$0		N/A		N/A		N/A	
Cash Funds Exempt / Reappropriated Funds	\$0		\$0		N/A		N/A		N/A	
Federal Funds	\$0		\$0		N/A		N/A		N/A	

1331 Supplemental #1 (Short Title)

Total Funds	N/A	N/A	N/A	N/A	N/A	N/A	\$0	0.0	N/A	N/A
General Fund	N/A		N/A		N/A		\$0		N/A	
General Fund Exempt	N/A		N/A		N/A		\$0		N/A	
Cash Funds	N/A		N/A		N/A		\$0		N/A	
Cash Funds Exempt / Reappropriated Funds	N/A		N/A		N/A		\$0		N/A	
Federal Funds	N/A		N/A		N/A		\$0		N/A	

Request Year Base and Other Adjustments (see Reconciliation for details)

Total Funds	N/A	N/A	N/A	N/A	N/A	N/A	N/A	N/A	\$58	0.0
General Fund	N/A		N/A		N/A		N/A		\$0	
General Fund Exempt	N/A		N/A		N/A		N/A		\$0	
Cash Funds	N/A		N/A		N/A		N/A		\$58	
Cash Funds Exempt / Reappropriated Funds	N/A		N/A		N/A		N/A		\$0	
Federal Funds	N/A		N/A		N/A		N/A		\$0	

Total Spending Authority / Request

Total Funds	\$120,611	0.0	\$121,588	0.0	\$121,869	0.0	\$121,869	0.0	\$121,927	0.0
General Fund	\$0		\$0		\$0		\$0		\$0	
General Fund Exempt	\$0		\$0		\$0		\$0		\$0	
Cash Funds	\$120,611		\$121,588		\$121,869		\$121,869		\$121,927	
Cash Funds Exempt / Reappropriated Funds	\$0		\$0		\$0		\$0		\$0	
Federal Funds	\$0		\$0		\$0		\$0		\$0	

Colorado Department of Treasury
 FY 2011-12 Budget Cycle
 Schedule 3

(2) UNCLAIMED PROPERTY PROGRAM; Operating Expenses

	FY 2008-09		FY 2009-10		FY 2010-11		FY 2010-11		FY 2011-12	
	Actuals	FTE	Actuals	FTE	Appropriated	FTE	Estimate	FTE	Request	FTE
Expenditures										
Total Funds	\$116,152	0.0	\$108,845	0.0	N/A	N/A	N/A	N/A	N/A	N/A
General Fund	\$0		\$0		N/A		N/A		N/A	
General Fund Exempt	\$0		\$0		N/A		N/A		N/A	
Cash Funds	\$116,152		\$108,845		N/A		N/A		N/A	
Cash Funds Exempt / Reappropriated Funds	\$0		\$0		N/A		N/A		N/A	
Federal Funds	\$0		\$0		N/A		N/A		N/A	
Under/(Over) Expenditures										
Total Funds	\$4,459	0.0	\$12,743	0.0	N/A	N/A	N/A	N/A	N/A	N/A
General Fund	\$0		\$0		N/A		N/A		N/A	
General Fund Exempt	\$0		\$0		N/A		N/A		N/A	
Cash Funds	\$4,459		\$12,743		N/A		N/A		N/A	
Cash Funds Exempt / Reappropriated Funds	\$0		\$0		N/A		N/A		N/A	
Federal Funds	\$0		\$0		N/A		N/A		N/A	

Colorado Department of Treasury
 FY 2011-12 Budget Cycle
 Schedule 3

(2) UNCLAIMED PROPERTY PROGRAM; Promotion and Correspondence

	FY 2008-09		FY 2009-10		FY 2010-11		FY 2010-11		FY 2011-12	
	Actuals	FTE	Actuals	FTE	Appropriated	FTE	Estimate	FTE	Request	FTE

HB 08-1375, SB 09-259, HB 10-1376 (Long Bill)

Total Funds	\$150,296	0.0	\$200,000	0.0	\$200,000	0.0	\$200,000	0.0	\$200,000	0.0
General Fund	\$0		\$0		\$0		\$0		\$0	
General Fund Exempt	\$0		\$0		\$0		\$0		\$0	
Cash Funds	\$150,296		\$200,000		\$200,000		\$200,000		\$200,000	
Cash Funds Exempt / Reappropriated Funds	\$0		\$0		\$0		\$0		\$0	
Federal Funds	\$0		\$0		\$0		\$0		\$0	

(Agency Supplemental Bill)

Total Funds	\$0	0.0	\$0	0.0	N/A	N/A	N/A	N/A	N/A	N/A
General Fund	\$0		\$0		N/A		N/A		N/A	
General Fund Exempt	\$0		\$0		N/A		N/A		N/A	
Cash Funds	\$0		\$0		N/A		N/A		N/A	
Cash Funds Exempt / Reappropriated Funds	\$0		\$0		\$0		\$0		N/A	
Federal Funds	\$0		\$0		N/A		N/A		N/A	

(Long Bill Add-ons)

Total Funds	\$0	0.0	\$0	0.0	N/A	N/A	N/A	N/A	N/A	N/A
General Fund	\$0		\$0		N/A		N/A		N/A	
General Fund Exempt	\$0		\$0		N/A		N/A		N/A	
Cash Funds	\$0		\$0		N/A		N/A		N/A	
Cash Funds Exempt / Reappropriated Funds	\$0		\$0		\$0		\$0		N/A	
Federal Funds	\$0		\$0		N/A		N/A		N/A	

(Special Bill Short Title)

Total Funds	\$0	0.0	\$0	0.0	\$0	0.0	\$0	0.0	N/A	N/A
General Fund	\$0		\$0		\$0		\$0		N/A	
General Fund Exempt	\$0		\$0		\$0		\$0		N/A	
Cash Funds	\$0		\$0		\$0		\$0		N/A	
Cash Funds Exempt / Reappropriated Funds	\$0		\$0		\$0		\$0		N/A	
Federal Funds	\$0		\$0		\$0		\$0		N/A	

Colorado Department of Treasury
 FY 2011-12 Budget Cycle
 Schedule 3

(2) UNCLAIMED PROPERTY PROGRAM; Promotion and Correspondence

	FY 2008-09		FY 2009-10		FY 2010-11		FY 2010-11		FY 2011-12	
	Actuals	FTE	Actuals	FTE	Appropriated	FTE	Estimate	FTE	Request	FTE
(Special Bill Short Title)										
Total Funds	\$0	0.0	\$0	0.0	\$0	0.0	\$0	0.0		N/A
General Fund	\$0		\$0		\$0		\$0			N/A
General Fund Exempt	\$0		\$0		\$0		\$0			N/A
Cash Funds	\$0		\$0		\$0		\$0			N/A
Cash Funds Exempt / Reappropriated Funds	\$0		\$0		\$0		\$0			N/A
Federal Funds	\$0		\$0		\$0		\$0			N/A

Total Appropriation

Total Funds	\$150,296	0.0	\$200,000	0.0	\$200,000	0.0	\$200,000	0.0	\$200,000	0.0
General Fund	\$0		\$0		\$0		\$0		\$0	
General Fund Exempt	\$0		\$0		\$0		\$0		\$0	
Cash Funds	\$150,296		\$200,000		\$200,000		\$200,000		\$200,000	
Cash Funds Exempt / Reappropriated Funds	\$0		\$0		\$0		\$0		\$0	
Federal Funds	\$0		\$0		\$0		\$0		\$0	

Year-End Transfers

Total Funds	\$0		\$0		N/A		N/A		N/A	
General Fund	\$0		\$0		N/A		N/A		N/A	
General Fund Exempt	\$0		\$0		N/A		N/A		N/A	
Cash Funds	\$0		\$0		N/A		N/A		N/A	
Cash Funds Exempt / Reappropriated Funds	\$0		\$0		N/A		N/A		N/A	
Federal Funds	\$0		\$0		N/A		N/A		N/A	

POTS Expenditures / Allocation

Total Funds	\$0		\$0		N/A		\$0		N/A	
General Fund	\$0		\$0		N/A		\$0		N/A	
General Fund Exempt	\$0		\$0		N/A		\$0		N/A	
Cash Funds	\$0		\$0		N/A		\$0		N/A	
Cash Funds Exempt / Reappropriated Funds	\$0		\$0		N/A		\$0		N/A	
Federal Funds	\$0		\$0		N/A		\$0		N/A	

Colorado Department of Treasury
 FY 2011-12 Budget Cycle
 Schedule 3

(2) UNCLAIMED PROPERTY PROGRAM; Promotion and Correspondence

	FY 2008-09		FY 2009-10		FY 2010-11		FY 2010-11		FY 2011-12	
	Actuals	FTE	Actuals	FTE	Appropriated	FTE	Estimate	FTE	Request	FTE

Roll-Forward

Total Funds	\$0		\$0		N/A		N/A		N/A	
General Fund	\$0		\$0		N/A		N/A		N/A	
General Fund Exempt	\$0		\$0		N/A		N/A		N/A	
Cash Funds	\$0		\$0		N/A		N/A		N/A	
Cash Funds Exempt / Reappropriated Funds	\$0		\$0		N/A		N/A		N/A	
Federal Funds	\$0		\$0		N/A		N/A		N/A	

1331 Supplemental #1 (Short Title)

Total Funds	N/A	N/A	N/A	N/A	N/A	N/A	\$0	0.0	N/A	N/A
General Fund	N/A		N/A		N/A		\$0		N/A	
General Fund Exempt	N/A		N/A		N/A		\$0		N/A	
Cash Funds	N/A		N/A		N/A		\$0		N/A	
Cash Funds Exempt / Reappropriated Funds	N/A		N/A		N/A		\$0		N/A	
Federal Funds	N/A		N/A		N/A		\$0		N/A	

Request Year Base and Other Adjustments (see Reconciliation for details)

Total Funds	N/A	N/A	N/A	N/A	N/A	N/A	N/A	N/A	\$0	0.0
General Fund	N/A		N/A		N/A		N/A		\$0	
General Fund Exempt	N/A		N/A		N/A		N/A		\$0	
Cash Funds	N/A		N/A		N/A		N/A		\$0	
Cash Funds Exempt / Reappropriated Funds	N/A		N/A		N/A		N/A		\$0	
Federal Funds	N/A		N/A		N/A		N/A		\$0	

Total Spending Authority / Request

Total Funds	\$150,296	0.0	\$200,000	0.0	\$200,000	0.0	\$200,000	0.0	\$200,000	0.0
General Fund	\$0		\$0		\$0		\$0		\$0	
General Fund Exempt	\$0		\$0		\$0		\$0		\$0	
Cash Funds	\$150,296		\$200,000		\$200,000		\$200,000		\$200,000	
Cash Funds Exempt / Reappropriated Funds	\$0		\$0		\$0		\$0		\$0	
Federal Funds	\$0		\$0		\$0		\$0		\$0	

Colorado Department of Treasury
 FY 2011-12 Budget Cycle
 Schedule 3

(2) UNCLAIMED PROPERTY PROGRAM; Promotion and Correspondence

	FY 2008-09		FY 2009-10		FY 2010-11		FY 2010-11		FY 2011-12	
	Actuals	FTE	Actuals	FTE	Appropriated	FTE	Estimate	FTE	Request	FTE
Expenditures										
Total Funds	\$150,010	0.0	\$140,130	0.0	N/A	N/A	N/A	N/A	N/A	N/A
General Fund	\$0		\$0		N/A		N/A		N/A	
General Fund Exempt	\$0		\$0		N/A		N/A		N/A	
Cash Funds	\$150,010		\$140,130		N/A		N/A		N/A	
Cash Funds Exempt / Reappropriated Funds	\$0		\$0		N/A		N/A		N/A	
Federal Funds	\$0		\$0		N/A		N/A		N/A	
Under/(Over) Expenditures										
Total Funds	\$286	0.0	\$59,870	0.0	N/A	N/A	N/A	N/A	N/A	N/A
General Fund	\$0		\$0		N/A		N/A		N/A	
General Fund Exempt	\$0		\$0		N/A		N/A		N/A	
Cash Funds	\$286		\$59,870		N/A		N/A		N/A	
Cash Funds Exempt / Reappropriated Funds	\$0		\$0		N/A		N/A		N/A	
Federal Funds	\$0		\$0		N/A		N/A		N/A	

Colorado Department of Treasury
 FY 2011-12 Budget Cycle
 Schedule 3

(2) UNCLAIMED PROPERTY PROGRAM; Leased Space

	FY 2008-09		FY 2009-10		FY 2010-11		FY 2010-11		FY 2011-12	
	Actuals	FTE	Actuals	FTE	Appropriated	FTE	Estimate	FTE	Request	FTE
HB 08-1375, SB 09-259, HB 10-1376 (Long Bill)										
Total Funds	\$48,524	0.0	\$50,257	0.0	\$51,990	0.0	\$51,990	0.0	\$51,990	0.0
General Fund	\$0		\$0		\$0		\$0		\$0	
General Fund Exempt	\$0		\$0		\$0		\$0		\$0	
Cash Funds	\$48,524		\$50,257		\$51,990		\$51,990		\$51,990	
Cash Funds Exempt / Reappropriated Funds	\$0		\$0		\$0		\$0		\$0	
Federal Funds	\$0		\$0		\$0		\$0		\$0	
(Agency Supplemental Bill)										
Total Funds	\$0	0.0	\$0	0.0	N/A	N/A	N/A	N/A	N/A	N/A
General Fund	\$0		\$0		N/A		N/A		N/A	
General Fund Exempt	\$0		\$0		N/A		N/A		N/A	
Cash Funds	\$0		\$0		N/A		N/A		N/A	
Cash Funds Exempt / Reappropriated Funds	\$0		\$0		\$0		\$0		N/A	
Federal Funds	\$0		\$0		N/A		N/A		N/A	
(Long Bill Add-ons)										
Total Funds	\$0	0.0	\$0	0.0	N/A	N/A	N/A	N/A	N/A	N/A
General Fund	\$0		\$0		N/A		N/A		N/A	
General Fund Exempt	\$0		\$0		N/A		N/A		N/A	
Cash Funds	\$0		\$0		N/A		N/A		N/A	
Cash Funds Exempt / Reappropriated Funds	\$0		\$0		\$0		\$0		N/A	
Federal Funds	\$0		\$0		N/A		N/A		N/A	
(Special Bill Short Title)										
Total Funds	\$0	0.0	\$0	0.0	\$0	0.0	\$0	0.0	N/A	N/A
General Fund	\$0		\$0		\$0		\$0		N/A	
General Fund Exempt	\$0		\$0		\$0		\$0		N/A	
Cash Funds	\$0		\$0		\$0		\$0		N/A	
Cash Funds Exempt / Reappropriated Funds	\$0		\$0		\$0		\$0		N/A	
Federal Funds	\$0		\$0		\$0		\$0		N/A	

Colorado Department of Treasury
 FY 2011-12 Budget Cycle
 Schedule 3

(2) UNCLAIMED PROPERTY PROGRAM; Leased Space

	FY 2008-09		FY 2009-10		FY 2010-11		FY 2010-11		FY 2011-12	
	Actuals	FTE	Actuals	FTE	Appropriated	FTE	Estimate	FTE	Request	FTE
(Special Bill Short Title)										
Total Funds	\$0	0.0	\$0	0.0	\$0	0.0	\$0	0.0	N/A	N/A
General Fund	\$0		\$0		\$0		\$0		N/A	
General Fund Exempt	\$0		\$0		\$0		\$0		N/A	
Cash Funds	\$0		\$0		\$0		\$0		N/A	
Cash Funds Exempt / Reappropriated Funds	\$0		\$0		\$0		\$0		N/A	
Federal Funds	\$0		\$0		\$0		\$0		N/A	

Total Appropriation

Total Funds	\$48,524	0.0	\$50,257	0.0	\$51,990	0.0	\$51,990	0.0	\$51,990	0.0
General Fund	\$0		\$0		\$0		\$0		\$0	
General Fund Exempt	\$0		\$0		\$0		\$0		\$0	
Cash Funds	\$48,524		\$50,257		\$51,990		\$51,990		\$51,990	
Cash Funds Exempt / Reappropriated Funds	\$0		\$0		\$0		\$0		\$0	
Federal Funds	\$0		\$0		\$0		\$0		\$0	

Year-End Transfers

Total Funds	\$0		\$0		N/A		N/A		N/A	
General Fund	\$0		\$0		N/A		N/A		N/A	
General Fund Exempt	\$0		\$0		N/A		N/A		N/A	
Cash Funds	\$0		\$0		N/A		N/A		N/A	
Cash Funds Exempt / Reappropriated Funds	\$0		\$0		N/A		N/A		N/A	
Federal Funds	\$0		\$0		N/A		N/A		N/A	

POTS Expenditures / Allocation

Total Funds	\$0		\$0		N/A		\$0		N/A	
General Fund	\$0		\$0		N/A		\$0		N/A	
General Fund Exempt	\$0		\$0		N/A		\$0		N/A	
Cash Funds	\$0		\$0		N/A		\$0		N/A	
Cash Funds Exempt / Reappropriated Funds	\$0		\$0		N/A		\$0		N/A	
Federal Funds	\$0		\$0		N/A		\$0		N/A	

Colorado Department of Treasury
 FY 2011-12 Budget Cycle
 Schedule 3

(2) UNCLAIMED PROPERTY PROGRAM; Leased Space

	FY 2008-09		FY 2009-10		FY 2010-11		FY 2010-11		FY 2011-12	
	Actuals	FTE	Actuals	FTE	Appropriated	FTE	Estimate	FTE	Request	FTE

Roll-Forward

Total Funds	\$0		\$0		N/A		N/A		N/A	
General Fund	\$0		\$0		N/A		N/A		N/A	
General Fund Exempt	\$0		\$0		N/A		N/A		N/A	
Cash Funds	\$0		\$0		N/A		N/A		N/A	
Cash Funds Exempt / Reappropriated Funds	\$0		\$0		N/A		N/A		N/A	
Federal Funds	\$0		\$0		N/A		N/A		N/A	

1331 Supplemental #1 (Short Title)

Total Funds	N/A	N/A	N/A	N/A	N/A	N/A	\$0	0.0	N/A	N/A
General Fund	N/A		N/A		N/A		\$0		N/A	
General Fund Exempt	N/A		N/A		N/A		\$0		N/A	
Cash Funds	N/A		N/A		N/A		\$0		N/A	
Cash Funds Exempt / Reappropriated Funds	N/A		N/A		N/A		\$0		N/A	
Federal Funds	N/A		N/A		N/A		\$0		N/A	

Request Year Base and Other Adjustments (see Reconciliation for details)

Total Funds	N/A	N/A	N/A	N/A	N/A	N/A	N/A	N/A	\$1,733	0.0
General Fund	N/A		N/A		N/A		N/A		\$0	
General Fund Exempt	N/A		N/A		N/A		N/A		\$0	
Cash Funds	N/A		N/A		N/A		N/A		\$1,733	
Cash Funds Exempt / Reappropriated Funds	N/A		N/A		N/A		N/A		\$0	
Federal Funds	N/A		N/A		N/A		N/A		\$0	

Total Spending Authority / Request

Total Funds	\$48,524	0.0	\$50,257	0.0	\$51,990	0.0	\$51,990	0.0	\$53,723	0.0
General Fund	\$0		\$0		\$0		\$0		\$0	
General Fund Exempt	\$0		\$0		\$0		\$0		\$0	
Cash Funds	\$48,524		\$50,257		\$51,990		\$51,990		\$53,723	
Cash Funds Exempt / Reappropriated Funds	\$0		\$0		\$0		\$0		\$0	
Federal Funds	\$0		\$0		\$0		\$0		\$0	

Colorado Department of Treasury
 FY 2011-12 Budget Cycle
 Schedule 3

(2) UNCLAIMED PROPERTY PROGRAM; Leased Space

	FY 2008-09		FY 2009-10		FY 2010-11		FY 2010-11		FY 2011-12	
	Actuals	FTE	Actuals	FTE	Appropriated	FTE	Estimate	FTE	Request	FTE
Expenditures										
Total Funds	\$45,534	0.0	\$43,521	0.0	N/A	N/A	N/A	N/A	N/A	N/A
General Fund	\$0		\$0		N/A		N/A		N/A	
General Fund Exempt	\$0		\$0		N/A		N/A		N/A	
Cash Funds	\$45,534		\$43,521		N/A		N/A		N/A	
Cash Funds Exempt / Reappropriated Funds	\$0		\$0		N/A		N/A		N/A	
Federal Funds	\$0		\$0		N/A		N/A		N/A	
Under/(Over) Expenditures										
Total Funds	\$2,990	0.0	\$6,736	0.0	N/A	N/A	N/A	N/A	N/A	N/A
General Fund	\$0		\$0		N/A		N/A		N/A	
General Fund Exempt	\$0		\$0		N/A		N/A		N/A	
Cash Funds	\$2,990		\$6,736		N/A		N/A		N/A	
Cash Funds Exempt / Reappropriated Funds	\$0		\$0		N/A		N/A		N/A	
Federal Funds	\$0		\$0		N/A		N/A		N/A	

Colorado Department of Treasury
 FY 2011-12 Budget Cycle
 Schedule 3

(2) UNCLAIMED PROPERTY PROGRAM; Contract Auditor Services

	FY 2008-09		FY 2009-10		FY 2010-11		FY 2010-11		FY 2011-12	
	Actuals	FTE	Actuals	FTE	Appropriated	FTE	Estimate	FTE	Request	FTE
HB 08-1375, SB 09-259, HB 10-1376 (Long Bill)										
Total Funds	\$800,000	0.0	\$800,000	0.0	\$800,000	0.0	\$800,000	0.0	\$800,000	0.0
General Fund	\$0		\$0		\$0		\$0		\$0	
General Fund Exempt	\$0		\$0		\$0		\$0		\$0	
Cash Funds	\$800,000		\$800,000		\$800,000		\$800,000		\$800,000	
Cash Funds Exempt / Reappropriated Funds	\$0		\$0		\$0		\$0		\$0	
Federal Funds	\$0		\$0		\$0		\$0		\$0	
(Agency Supplemental Bill)										
Total Funds	\$0	0.0	\$0	0.0	N/A	N/A	N/A	N/A	N/A	N/A
General Fund	\$0		\$0		N/A		N/A		N/A	
General Fund Exempt	\$0		\$0		N/A		N/A		N/A	
Cash Funds	\$0		\$0		N/A		N/A		N/A	
Cash Funds Exempt / Reappropriated Funds	\$0		\$0		\$0		\$0		N/A	
Federal Funds	\$0		\$0		N/A		N/A		N/A	
(Long Bill Add-ons)										
Total Funds	\$0	0.0	\$0	0.0	N/A	N/A	N/A	N/A	N/A	N/A
General Fund	\$0		\$0		N/A		N/A		N/A	
General Fund Exempt	\$0		\$0		N/A		N/A		N/A	
Cash Funds	\$0		\$0		N/A		N/A		N/A	
Cash Funds Exempt / Reappropriated Funds	\$0		\$0		\$0		\$0		N/A	
Federal Funds	\$0		\$0		N/A		N/A		N/A	
(Special Bill Short Title)										
Total Funds	\$0	0.0	\$0	0.0	\$0	0.0	\$0	0.0	N/A	N/A
General Fund	\$0		\$0		\$0		\$0		N/A	
General Fund Exempt	\$0		\$0		\$0		\$0		N/A	
Cash Funds	\$0		\$0		\$0		\$0		N/A	
Cash Funds Exempt / Reappropriated Funds	\$0		\$0		\$0		\$0		N/A	
Federal Funds	\$0		\$0		\$0		\$0		N/A	

Colorado Department of Treasury
 FY 2011-12 Budget Cycle
 Schedule 3

(2) UNCLAIMED PROPERTY PROGRAM; Contract Auditor Services

(Special Bill Short Title)	FY 2008-09		FY 2009-10		FY 2010-11		FY 2010-11		FY 2011-12		
	Actuals	FTE	Actuals	FTE	Appropriated	FTE	Estimate	FTE	Request	FTE	
Total Funds	\$0	0.0	\$0	0.0	\$0	0.0	\$0	0.0		N/A	N/A
General Fund	\$0		\$0		\$0		\$0			N/A	
General Fund Exempt	\$0		\$0		\$0		\$0			N/A	
Cash Funds	\$0		\$0		\$0		\$0			N/A	
Cash Funds Exempt / Reappropriated Funds	\$0		\$0		\$0		\$0			N/A	
Federal Funds	\$0		\$0		\$0		\$0			N/A	

Total Appropriation

Total Funds	\$800,000	0.0	\$800,000	0.0	\$800,000	0.0	\$800,000	0.0	\$800,000	0.0
General Fund	\$0		\$0		\$0		\$0		\$0	
General Fund Exempt	\$0		\$0		\$0		\$0		\$0	
Cash Funds	\$800,000		\$800,000		\$800,000		\$800,000		\$800,000	
Cash Funds Exempt / Reappropriated Funds	\$0		\$0		\$0		\$0		\$0	
Federal Funds	\$0		\$0		\$0		\$0		\$0	

Year-End Transfers

Total Funds	\$0		\$0		N/A		N/A		N/A	
General Fund	\$0		\$0		N/A		N/A		N/A	
General Fund Exempt	\$0		\$0		N/A		N/A		N/A	
Cash Funds	\$0		\$0		N/A		N/A		N/A	
Cash Funds Exempt / Reappropriated Funds	\$0		\$0		N/A		N/A		N/A	
Federal Funds	\$0		\$0		N/A		N/A		N/A	

POTS Expenditures / Allocation

Total Funds	\$0		\$0		N/A		\$0		N/A	
General Fund	\$0		\$0		N/A		\$0		N/A	
General Fund Exempt	\$0		\$0		N/A		\$0		N/A	
Cash Funds	\$0		\$0		N/A		\$0		N/A	
Cash Funds Exempt / Reappropriated Funds	\$0		\$0		N/A		\$0		N/A	
Federal Funds	\$0		\$0		N/A		\$0		N/A	

Colorado Department of Treasury
 FY 2011-12 Budget Cycle
 Schedule 3

(2) UNCLAIMED PROPERTY PROGRAM; Contract Auditor Services

	FY 2008-09		FY 2009-10		FY 2010-11		FY 2010-11		FY 2011-12	
	Actuals	FTE	Actuals	FTE	Appropriated	FTE	Estimate	FTE	Request	FTE

Roll-Forward

Total Funds	\$0		\$0		N/A		N/A		N/A	
General Fund	\$0		\$0		N/A		N/A		N/A	
General Fund Exempt	\$0		\$0		N/A		N/A		N/A	
Cash Funds	\$0		\$0		N/A		N/A		N/A	
Cash Funds Exempt / Reappropriated Funds	\$0		\$0		N/A		N/A		N/A	
Federal Funds	\$0		\$0		N/A		N/A		N/A	

1331 Supplemental #1 (Short Title)

Total Funds	N/A	N/A	N/A	N/A	N/A	N/A	\$0	0.0	N/A	N/A
General Fund	N/A		N/A		N/A		\$0		N/A	
General Fund Exempt	N/A		N/A		N/A		\$0		N/A	
Cash Funds	N/A		N/A		N/A		\$0		N/A	
Cash Funds Exempt / Reappropriated Funds	N/A		N/A		N/A		\$0		N/A	
Federal Funds	N/A		N/A		N/A		\$0		N/A	

Request Year Base and Other Adjustments (see Reconciliation for details)

Total Funds	N/A	N/A	N/A	N/A	N/A	N/A	N/A	N/A	\$0	0.0
General Fund	N/A		N/A		N/A		N/A		\$0	
General Fund Exempt	N/A		N/A		N/A		N/A		\$0	
Cash Funds	N/A		N/A		N/A		N/A		\$0	
Cash Funds Exempt / Reappropriated Funds	N/A		N/A		N/A		N/A		\$0	
Federal Funds	N/A		N/A		N/A		N/A		\$0	

Total Spending Authority / Request

Total Funds	\$800,000	0.0	\$800,000	0.0	\$800,000	0.0	\$800,000	0.0	\$800,000	0.0
General Fund	\$0		\$0		\$0		\$0		\$0	
General Fund Exempt	\$0		\$0		\$0		\$0		\$0	
Cash Funds	\$800,000		\$800,000		\$800,000		\$800,000		\$800,000	
Cash Funds Exempt / Reappropriated Funds	\$0		\$0		\$0		\$0		\$0	
Federal Funds	\$0		\$0		\$0		\$0		\$0	

Colorado Department of Treasury
 FY 2011-12 Budget Cycle
 Schedule 3

(2) UNCLAIMED PROPERTY PROGRAM; Contract Auditor Services

	FY 2008-09		FY 2009-10		FY 2010-11		FY 2010-11		FY 2011-12	
	Actuals	FTE	Actuals	FTE	Appropriated	FTE	Estimate	FTE	Request	FTE
Expenditures										
Total Funds	\$671,736	0.0	\$530,633	0.0	N/A	N/A	N/A	N/A	N/A	N/A
General Fund	\$0		\$0		N/A		N/A		N/A	
General Fund Exempt	\$0		\$0		N/A		N/A		N/A	
Cash Funds	\$671,736		\$530,633		N/A		N/A		N/A	
Cash Funds Exempt / Reappropriated Funds	\$0		\$0		N/A		N/A		N/A	
Federal Funds	\$0		\$0		N/A		N/A		N/A	
Under/(Over) Expenditures										
Total Funds	\$128,264	0.0	\$269,367	0.0	N/A	N/A	N/A	N/A	N/A	N/A
General Fund	\$0		\$0		N/A		N/A		N/A	
General Fund Exempt	\$0		\$0		N/A		N/A		N/A	
Cash Funds	\$128,264		\$269,367		N/A		N/A		N/A	
Cash Funds Exempt / Reappropriated Funds	\$0		\$0		N/A		N/A		N/A	
Federal Funds	\$0		\$0		N/A		N/A		N/A	

Colorado Department of Treasury
FY 2011-12 Budget Cycle
Schedule 3

(3) SPECIAL PURPOSE; Senior Citizen and Disabled Veteran Property Tax

	FY 2008-09		FY 2009-10		FY 2010-11		FY 2010-11		FY 2011-12	
	Actuals	FTE	Actuals	FTE	Appropriated	FTE	Estimate	FTE	Request	FTE
HB 08-1375, SB 09-259, HB 10-1376 (Long Bill)										
Total Funds	\$86,200,000	0.0	\$91,400,000	0.0	\$93,400,000	0.0	\$93,400,000	0.0	\$1,700,000	0.0
General Fund	\$86,200,000		\$91,400,000		\$93,400,000		\$93,400,000		\$1,700,000	
General Fund Exempt	\$0		\$0		\$0		\$0		\$0	
Cash Funds	\$0		\$0		\$0		\$0		\$0	
Cash Funds Exempt / Reappropriated Funds	\$0		\$0		\$0		\$0		\$0	
Federal Funds	\$0		\$0		\$0		\$0		\$0	

(Agency Supplemental Bill)										
Total Funds	\$0	0.0	\$0	0.0	N/A	N/A	N/A	N/A	N/A	N/A
General Fund	\$0		\$0		N/A		N/A		N/A	
General Fund Exempt	\$0		\$0		N/A		N/A		N/A	
Cash Funds	\$0		\$0		N/A		N/A		N/A	
Cash Funds Exempt / Reappropriated Funds	\$0		\$0		\$0		\$0		N/A	
Federal Funds	\$0		\$0		N/A		N/A		N/A	

(Long Bill Add-ons)										
Total Funds	\$0	0.0	\$0	0.0	N/A	N/A	N/A	N/A	N/A	N/A
General Fund	\$0		\$0		N/A		N/A		N/A	
General Fund Exempt	\$0		\$0		N/A		N/A		N/A	
Cash Funds	\$0		\$0		N/A		N/A		N/A	
Cash Funds Exempt / Reappropriated Funds	\$0		\$0		\$0		\$0		N/A	
Federal Funds	\$0		\$0		N/A		N/A		N/A	

SB 09-276, SB 10-190 (Suspend Property Tax Exemptions for Qualifying Seniors)										
Total Funds	\$0	0.0	(\$90,400,000)	0.0	(\$91,729,198)	0.0	(\$91,729,198)	0.0	N/A	N/A
General Fund	\$0		(\$90,400,000)		(\$91,729,198)		(\$91,729,198)		N/A	
General Fund Exempt	\$0		\$0		\$0		\$0		N/A	
Cash Funds	\$0		\$0		\$0		\$0		N/A	
Cash Funds Exempt / Reappropriated Funds	\$0		\$0		\$0		\$0		N/A	
Federal Funds	\$0		\$0		\$0		\$0		N/A	

Colorado Department of Treasury
 FY 2011-12 Budget Cycle
 Schedule 3

(3) SPECIAL PURPOSE; Senior Citizen and Disabled Veteran Property Tax

	FY 2008-09		FY 2009-10		FY 2010-11		FY 2010-11		FY 2011-12	
	Actuals	FTE	Actuals	FTE	Appropriated	FTE	Estimate	FTE	Request	FTE
(Special Bill Short Title)										
Total Funds	\$0	0.0	\$0	0.0	\$0	0.0	\$0	0.0	N/A	N/A
General Fund	\$0		\$0		\$0		\$0		N/A	
General Fund Exempt	\$0		\$0		\$0		\$0		N/A	
Cash Funds	\$0		\$0		\$0		\$0		N/A	
Cash Funds Exempt / Reappropriated Funds	\$0		\$0		\$0		\$0		N/A	
Federal Funds	\$0		\$0		\$0		\$0		N/A	

Total Appropriation

Total Funds	\$86,200,000	0.0	\$1,000,000	0.0	\$1,670,802	0.0	\$1,670,802	0.0	\$1,700,000	0.0
General Fund	\$86,200,000		\$1,000,000		\$1,670,802		\$1,670,802		\$1,700,000	
General Fund Exempt	\$0		\$0		\$0		\$0		\$0	
Cash Funds	\$0		\$0		\$0		\$0		\$0	
Cash Funds Exempt / Reappropriated Funds	\$0		\$0		\$0		\$0		\$0	
Federal Funds	\$0		\$0		\$0		\$0		\$0	

Year-End Transfers

Total Funds	\$0		\$334,855		N/A		N/A		N/A	
General Fund	\$0		\$334,855		N/A		N/A		N/A	
General Fund Exempt	\$0		\$0		N/A		N/A		N/A	
Cash Funds	\$0		\$0		N/A		N/A		N/A	
Cash Funds Exempt / Reappropriated Funds	\$0		\$0		N/A		N/A		N/A	
Federal Funds	\$0		\$0		N/A		N/A		N/A	

POTS Expenditures / Allocation

Total Funds	\$0		\$0		N/A		\$0		N/A	
General Fund	\$0		\$0		N/A		\$0		N/A	
General Fund Exempt	\$0		\$0		N/A		\$0		N/A	
Cash Funds	\$0		\$0		N/A		\$0		N/A	
Cash Funds Exempt / Reappropriated Funds	\$0		\$0		N/A		\$0		N/A	
Federal Funds	\$0		\$0		N/A		\$0		N/A	

Colorado Department of Treasury
 FY 2011-12 Budget Cycle
 Schedule 3

(3) SPECIAL PURPOSE; Senior Citizen and Disabled Veteran Property Tax

	FY 2008-09		FY 2009-10		FY 2010-11		FY 2010-11		FY 2011-12	
	Actuals	FTE	Actuals	FTE	Appropriated	FTE	Estimate	FTE	Request	FTE
Roll-Forward										
Total Funds	\$0		\$0		N/A		N/A		N/A	
General Fund	\$0		\$0		N/A		N/A		N/A	
General Fund Exempt	\$0		\$0		N/A		N/A		N/A	
Cash Funds	\$0		\$0		N/A		N/A		N/A	
Cash Funds Exempt / Reappropriated Funds	\$0		\$0		N/A		N/A		N/A	
Federal Funds	\$0		\$0		N/A		N/A		N/A	
1331 Supplemental #1 (Short Title)										
Total Funds	N/A	N/A	N/A	N/A	N/A	N/A	\$0	0.0	N/A	N/A
General Fund	N/A		N/A		N/A		\$0		N/A	
General Fund Exempt	N/A		N/A		N/A		\$0		N/A	
Cash Funds	N/A		N/A		N/A		\$0		N/A	
Cash Funds Exempt / Reappropriated Funds	N/A		N/A		N/A		\$0		N/A	
Federal Funds	N/A		N/A		N/A		\$0		N/A	
Request Year Base and Other Adjustments (see Reconciliation for details)										
Total Funds	N/A	N/A	N/A	N/A	N/A	N/A	N/A	N/A	\$0	0.0
General Fund	N/A		N/A		N/A		N/A		\$0	
General Fund Exempt	N/A		N/A		N/A		N/A		\$0	
Cash Funds	N/A		N/A		N/A		N/A		\$0	
Cash Funds Exempt / Reappropriated Funds	N/A		N/A		N/A		N/A		\$0	
Federal Funds	N/A		N/A		N/A		N/A		\$0	
Total Spending Authority / Request										
Total Funds	\$86,200,000	0.0	\$1,334,855	0.0	\$1,670,802	0.0	\$1,670,802	0.0	\$1,700,000	0.0
General Fund	\$86,200,000		\$1,334,855		\$1,670,802		\$1,670,802		\$1,700,000	
General Fund Exempt	\$0		\$0		\$0		\$0		\$0	
Cash Funds	\$0		\$0		\$0		\$0		\$0	
Cash Funds Exempt / Reappropriated Funds	\$0		\$0		\$0		\$0		\$0	
Federal Funds	\$0		\$0		\$0		\$0		\$0	

Colorado Department of Treasury
 FY 2011-12 Budget Cycle
 Schedule 3

(3) SPECIAL PURPOSE; Senior Citizen and Disabled Veteran Property Tax

	FY 2008-09		FY 2009-10		FY 2010-11		FY 2010-11		FY 2011-12	
	Actuals	FTE	Actuals	FTE	Appropriated	FTE	Estimate	FTE	Request	FTE
Expenditures										
Total Funds	\$85,586,694	0.0	\$1,333,604	0.0	N/A	N/A	N/A	N/A	N/A	N/A
General Fund	\$85,586,694		\$1,333,604		N/A		N/A		N/A	
General Fund Exempt	\$0		\$0		N/A		N/A		N/A	
Cash Funds	\$0		\$0		N/A		N/A		N/A	
Cash Funds Exempt / Reappropriated Funds	\$0		\$0		N/A		N/A		N/A	
Federal Funds	\$0		\$0		N/A		N/A		N/A	
Under/(Over) Expenditures										
Total Funds	\$613,306	0.0	\$1,251	0.0	N/A	N/A	N/A	N/A	N/A	N/A
General Fund	\$613,306		\$1,251		N/A		N/A		N/A	
General Fund Exempt	\$0		\$0		N/A		N/A		N/A	
Cash Funds	\$0		\$0		N/A		N/A		N/A	
Cash Funds Exempt / Reappropriated Funds	\$0		\$0		N/A		N/A		N/A	
Federal Funds	\$0		\$0		N/A		N/A		N/A	

Colorado Department of Treasury
 FY 2011-12 Budget Cycle
 Schedule 3

(3) SPECIAL PURPOSE; CoverColorado

	FY 2008-09		FY 2009-10		FY 2010-11		FY 2010-11		FY 2011-12	
	Actuals	FTE	Actuals	FTE	Appropriated	FTE	Estimate	FTE	Request	FTE
HB 08-1375, SB 09-259, HB 10-1376 (Long Bill)										
Total Funds	\$48,772,043	0.0	\$27,000,000	0.0	\$34,000,000	0.0	\$34,000,000	0.0	\$34,000,000	0.0
General Fund	\$0		\$0		\$0		\$0		\$0	
General Fund Exempt	\$0		\$0		\$0		\$0		\$0	
Cash Funds	\$48,772,043		\$27,000,000		\$34,000,000		\$34,000,000		\$34,000,000	
Cash Funds Exempt / Reappropriated Funds	\$0		\$0		\$0		\$0		\$0	
Federal Funds	\$0		\$0		\$0		\$0		\$0	
(Agency Supplemental Bill)										
Total Funds	\$0	0.0	\$0	0.0	N/A	N/A	N/A	N/A	N/A	N/A
General Fund	\$0		\$0		N/A		N/A		N/A	
General Fund Exempt	\$0		\$0		N/A		N/A		N/A	
Cash Funds	\$0		\$0		N/A		N/A		N/A	
Cash Funds Exempt / Reappropriated Funds	\$0		\$0		\$0		\$0		N/A	
Federal Funds	\$0		\$0		N/A		N/A		N/A	
(Long Bill Add-ons)										
Total Funds	\$0	0.0	\$0	0.0	N/A	N/A	N/A	N/A	N/A	N/A
General Fund	\$0		\$0		N/A		N/A		N/A	
General Fund Exempt	\$0		\$0		N/A		N/A		N/A	
Cash Funds	\$0		\$0		N/A		N/A		N/A	
Cash Funds Exempt / Reappropriated Funds	\$0		\$0		\$0		\$0		N/A	
Federal Funds	\$0		\$0		N/A		N/A		N/A	
SB 07-049 (Concerning the Availability of Supplemental Insurance Under CoverColorado)										
Total Funds	\$0	0.0	\$0	0.0	\$0	0.0	\$0	0.0	N/A	N/A
General Fund	\$0		\$0		\$0		\$0		N/A	
General Fund Exempt	\$0		\$0		\$0		\$0		N/A	
Cash Funds	\$0		\$0		\$0		\$0		N/A	
Cash Funds Exempt / Reappropriated Funds	\$0		\$0		\$0		\$0		N/A	
Federal Funds	\$0		\$0		\$0		\$0		N/A	

Colorado Department of Treasury
FY 2011-12 Budget Cycle
Schedule 3

(3) SPECIAL PURPOSE; CoverColorado

	FY 2008-09		FY 2009-10		FY 2010-11		FY 2010-11		FY 2011-12		
	Actuals	FTE	Actuals	FTE	Appropriated	FTE	Estimate	FTE	Request	FTE	
HB 08-1390 (CoverColorado Long-Term Funding)											
Total Funds	(\$11,164,862)	0.0	\$0	0.0	\$0	0.0	\$0	0.0		N/A	N/A
General Fund	\$0		\$0		\$0		\$0			N/A	
General Fund Exempt	\$0		\$0		\$0		\$0			N/A	
Cash Funds	(\$11,164,862)		\$0		\$0		\$0			N/A	
Cash Funds Exempt / Reappropriated Funds	\$0		\$0		\$0		\$0			N/A	
Federal Funds	\$0		\$0		\$0		\$0			N/A	

Total Appropriation

Total Funds	\$37,607,181	0.0	\$27,000,000	0.0	\$34,000,000	0.0	\$34,000,000	0.0	\$34,000,000	0.0
General Fund	\$0		\$0		\$0		\$0		\$0	
General Fund Exempt	\$0		\$0		\$0		\$0		\$0	
Cash Funds	\$37,607,181		\$27,000,000		\$34,000,000		\$34,000,000		\$34,000,000	
Cash Funds Exempt / Reappropriated Funds	\$0		\$0		\$0		\$0		\$0	
Federal Funds	\$0		\$0		\$0		\$0		\$0	

Year-End Transfers

Total Funds	\$0		\$0		N/A		N/A		N/A	
General Fund	\$0		\$0		N/A		N/A		N/A	
General Fund Exempt	\$0		\$0		N/A		N/A		N/A	
Cash Funds	\$0		\$0		N/A		N/A		N/A	
Cash Funds Exempt / Reappropriated Funds	\$0		\$0		N/A		N/A		N/A	
Federal Funds	\$0		\$0		N/A		N/A		N/A	

POTS Expenditures / Allocation

Total Funds	\$0		\$0		N/A		\$0		N/A	
General Fund	\$0		\$0		N/A		\$0		N/A	
General Fund Exempt	\$0		\$0		N/A		\$0		N/A	
Cash Funds	\$0		\$0		N/A		\$0		N/A	
Cash Funds Exempt / Reappropriated Funds	\$0		\$0		N/A		\$0		N/A	
Federal Funds	\$0		\$0		N/A		\$0		N/A	

Colorado Department of Treasury
 FY 2011-12 Budget Cycle
 Schedule 3

(3) SPECIAL PURPOSE; CoverColorado

	FY 2008-09		FY 2009-10		FY 2010-11		FY 2010-11		FY 2011-12	
	Actuals	FTE	Actuals	FTE	Appropriated	FTE	Estimate	FTE	Request	FTE
Roll-Forward										
Total Funds	\$0		\$0		N/A		N/A		N/A	
General Fund	\$0		\$0		N/A		N/A		N/A	
General Fund Exempt	\$0		\$0		N/A		N/A		N/A	
Cash Funds	\$0		\$0		N/A		N/A		N/A	
Cash Funds Exempt / Reappropriated Funds	\$0		\$0		N/A		N/A		N/A	
Federal Funds	\$0		\$0		N/A		N/A		N/A	

1331 Supplemental #1 (Short Title)

Total Funds	N/A	N/A	N/A	N/A	N/A	N/A	\$0	0.0	N/A	N/A
General Fund	N/A		N/A		N/A		\$0		N/A	
General Fund Exempt	N/A		N/A		N/A		\$0		N/A	
Cash Funds	N/A		N/A		N/A		\$0		N/A	
Cash Funds Exempt / Reappropriated Funds	N/A		N/A		N/A		\$0		N/A	
Federal Funds	N/A		N/A		N/A		\$0		N/A	

Request Year Base and Other Adjustments (see Reconciliation for details)

Total Funds	N/A	N/A	N/A	N/A	N/A	N/A	N/A	N/A	\$7,000,000	0.0
General Fund	N/A		N/A		N/A		N/A		\$0	
General Fund Exempt	N/A		N/A		N/A		N/A		\$0	
Cash Funds	N/A		N/A		N/A		N/A		\$7,000,000	
Cash Funds Exempt / Reappropriated Funds	N/A		N/A		N/A		N/A		\$0	
Federal Funds	N/A		N/A		N/A		N/A		\$0	

Total Spending Authority / Request

Total Funds	\$37,607,181	0.0	\$27,000,000	0.0	\$34,000,000	0.0	\$34,000,000	0.0	\$41,000,000	0.0
General Fund	\$0		\$0		\$0		\$0		\$0	
General Fund Exempt	\$0		\$0		\$0		\$0		\$0	
Cash Funds	\$37,607,181		\$27,000,000		\$34,000,000		\$34,000,000		\$41,000,000	
Cash Funds Exempt / Reappropriated Funds	\$0		\$0		\$0		\$0		\$0	
Federal Funds	\$0		\$0		\$0		\$0		\$0	

Colorado Department of Treasury
 FY 2011-12 Budget Cycle
 Schedule 3

(3) SPECIAL PURPOSE; CoverColorado

	FY 2008-09		FY 2009-10		FY 2010-11		FY 2010-11		FY 2011-12	
	Actuals	FTE	Actuals	FTE	Appropriated	FTE	Estimate	FTE	Request	FTE
Expenditures										
Total Funds	\$31,174,631	0.0	\$26,658,431	0.0	N/A	N/A	N/A	N/A	N/A	N/A
General Fund	\$0		\$0		N/A		N/A		N/A	
General Fund Exempt	\$0		\$0		N/A		N/A		N/A	
Cash Funds	\$31,174,631		\$26,658,431		N/A		N/A		N/A	
Cash Funds Exempt / Reappropriated Funds	\$0		\$0		N/A		N/A		N/A	
Federal Funds	\$0		\$0		N/A		N/A		N/A	
Under/(Over) Expenditures										
Total Funds	\$6,432,550	0.0	\$341,569	0.0	N/A	N/A	N/A	N/A	N/A	N/A
General Fund	\$0		\$0		N/A		N/A		N/A	
General Fund Exempt	\$0		\$0		N/A		N/A		N/A	
Cash Funds	\$6,432,550		\$341,569		N/A		N/A		N/A	
Cash Funds Exempt / Reappropriated Funds	\$0		\$0		N/A		N/A		N/A	
Federal Funds	\$0		\$0		N/A		N/A		N/A	

Colorado Department of Treasury
 FY 2011-12 Budget Cycle
 Schedule 3

(3) SPECIAL PURPOSE; Fire and Police Pension Association - Old Hire Plans

	FY 2008-09		FY 2009-10		FY 2010-11		FY 2010-11		FY 2011-12	
	Actuals	FTE	Actuals	FTE	Appropriated	FTE	Estimate	FTE	Request	FTE
HB 08-1375, SB 09-259, HB 10-1376 (Long Bill)										
Total Funds	\$34,777,172	0.0	\$0	0.0	\$0	0.0	\$0	0.0	\$0	0.0
General Fund	\$0		\$0		\$0		\$0		\$0	
General Fund Exempt	\$34,777,172		\$0		\$0		\$0		\$25,321,079	
Cash Funds	\$0		\$0		\$0		\$0		\$0	
Cash Funds Exempt / Reappropriated Funds	\$0		\$0		\$0		\$0		\$0	
Federal Funds	\$0		\$0		\$0		\$0		\$0	
SB 09-203 (Agency Supplemental Bill)										
Total Funds	(\$9,456,093)	0.0	\$0	0.0	N/A	N/A	N/A	N/A	N/A	N/A
General Fund	\$0		\$0		N/A		N/A		N/A	
General Fund Exempt	(\$9,456,093)		\$0		N/A		N/A		N/A	
Cash Funds	\$0		\$0		N/A		N/A		N/A	
Cash Funds Exempt / Reappropriated Funds	\$0		\$0		\$0		\$0		N/A	
Federal Funds	\$0		\$0		N/A		N/A		N/A	
(Long Bill Add-ons)										
Total Funds	\$0	0.0	\$0	0.0	N/A	N/A	N/A	N/A	N/A	N/A
General Fund	\$0		\$0		N/A		N/A		N/A	
General Fund Exempt	\$0		\$0		N/A		N/A		N/A	
Cash Funds	\$0		\$0		N/A		N/A		N/A	
Cash Funds Exempt / Reappropriated Funds	\$0		\$0		\$0		\$0		N/A	
Federal Funds	\$0		\$0		N/A		N/A		N/A	
SB 09-227 (Assistance to Old Hire FPPA Plans)										
Total Funds	(\$25,321,079)	0.0	\$0	0.0	\$0	0.0	\$0	0.0	N/A	N/A
General Fund	\$0		\$0		\$0		\$0		N/A	
General Fund Exempt	(\$25,321,079)		\$0		\$0		\$0		N/A	
Cash Funds	\$0		\$0		\$0		\$0		N/A	
Cash Funds Exempt / Reappropriated Funds	\$0		\$0		\$0		\$0		N/A	
Federal Funds	\$0		\$0		\$0		\$0		N/A	

Colorado Department of Treasury
 FY 2011-12 Budget Cycle
 Schedule 3

(3) SPECIAL PURPOSE; Fire and Police Pension Association - Old Hire Plans

	FY 2008-09		FY 2009-10		FY 2010-11		FY 2010-11		FY 2011-12	
	Actuals	FTE	Actuals	FTE	Appropriated	FTE	Estimate	FTE	Request	FTE
(Special Bill Short Title)										
Total Funds	\$0	0.0	\$0	0.0	\$0	0.0	\$0	0.0	N/A	N/A
General Fund	\$0		\$0		\$0		\$0		N/A	
General Fund Exempt	\$0		\$0		\$0		\$0		N/A	
Cash Funds	\$0		\$0		\$0		\$0		N/A	
Cash Funds Exempt / Reappropriated Funds	\$0		\$0		\$0		\$0		N/A	
Federal Funds	\$0		\$0		\$0		\$0		N/A	

Total Appropriation

Total Funds	\$0	0.0	\$0	0.0	\$0	0.0	\$0	0.0	\$25,321,079	0.0
General Fund	\$0		\$0		\$0		\$0		\$0	
General Fund Exempt	\$0		\$0		\$0		\$0		\$25,321,079	
Cash Funds	\$0		\$0		\$0		\$0		\$0	
Cash Funds Exempt / Reappropriated Funds	\$0		\$0		\$0		\$0		\$0	
Federal Funds	\$0		\$0		\$0		\$0		\$0	

Year-End Transfers

Total Funds	\$0		\$0		N/A		N/A		N/A	
General Fund	\$0		\$0		N/A		N/A		N/A	
General Fund Exempt	\$0		\$0		N/A		N/A		N/A	
Cash Funds	\$0		\$0		N/A		N/A		N/A	
Cash Funds Exempt / Reappropriated Funds	\$0		\$0		N/A		N/A		N/A	
Federal Funds	\$0		\$0		N/A		N/A		N/A	

POTS Expenditures / Allocation

Total Funds	\$0		\$0		N/A		\$0		N/A	
General Fund	\$0		\$0		N/A		\$0		N/A	
General Fund Exempt	\$0		\$0		N/A		\$0		N/A	
Cash Funds	\$0		\$0		N/A		\$0		N/A	
Cash Funds Exempt / Reappropriated Funds	\$0		\$0		N/A		\$0		N/A	
Federal Funds	\$0		\$0		N/A		\$0		N/A	

Colorado Department of Treasury
 FY 2011-12 Budget Cycle
 Schedule 3

(3) SPECIAL PURPOSE; Fire and Police Pension Association - Old Hire Plans

	FY 2008-09		FY 2009-10		FY 2010-11		FY 2010-11		FY 2011-12	
	Actuals	FTE	Actuals	FTE	Appropriated	FTE	Estimate	FTE	Request	FTE
Roll-Forward										
Total Funds	\$0		\$0		N/A		N/A		N/A	
General Fund	\$0		\$0		N/A		N/A		N/A	
General Fund Exempt	\$0		\$0		N/A		N/A		N/A	
Cash Funds	\$0		\$0		N/A		N/A		N/A	
Cash Funds Exempt / Reappropriated Funds	\$0		\$0		N/A		N/A		N/A	
Federal Funds	\$0		\$0		N/A		N/A		N/A	
1331 Supplemental #1 (Short Title)										
Total Funds	N/A	N/A	N/A	N/A	N/A	N/A	\$0	0.0	N/A	N/A
General Fund	N/A		N/A		N/A		\$0		N/A	
General Fund Exempt	N/A		N/A		N/A		\$0		N/A	
Cash Funds	N/A		N/A		N/A		\$0		N/A	
Cash Funds Exempt / Reappropriated Funds	N/A		N/A		N/A		\$0		N/A	
Federal Funds	N/A		N/A		N/A		\$0		N/A	
Request Year Base and Other Adjustments (see Reconciliation for details)										
Total Funds	N/A	N/A	N/A	N/A	N/A	N/A	N/A	N/A	(\$25,321,079)	0.0
General Fund	N/A		N/A		N/A		N/A		\$0	
General Fund Exempt	N/A		N/A		N/A		N/A		(\$25,321,079)	
Cash Funds	N/A		N/A		N/A		N/A		\$0	
Cash Funds Exempt / Reappropriated Funds	N/A		N/A		N/A		N/A		\$0	
Federal Funds	N/A		N/A		N/A		N/A		\$0	
Total Spending Authority / Request										
Total Funds	\$0	0.0	\$0	0.0	\$0	0.0	\$0	0.0	\$0	0.0
General Fund	\$0		\$0		\$0		\$0		\$0	
General Fund Exempt	\$0		\$0		\$0		\$0		\$0	
Cash Funds	\$0		\$0		\$0		\$0		\$0	
Cash Funds Exempt / Reappropriated Funds	\$0		\$0		\$0		\$0		\$0	
Federal Funds	\$0		\$0		\$0		\$0		\$0	

Colorado Department of Treasury
 FY 2011-12 Budget Cycle
 Schedule 3

(3) SPECIAL PURPOSE; Fire and Police Pension Association - Old Hire Plans

	FY 2008-09		FY 2009-10		FY 2010-11		FY 2010-11		FY 2011-12	
	Actuals	FTE	Actuals	FTE	Appropriated	FTE	Estimate	FTE	Request	FTE
Expenditures										
Total Funds	\$0	0.0	\$0	0.0	N/A	N/A	N/A	N/A	N/A	N/A
General Fund	\$0		\$0		N/A		N/A		N/A	
General Fund Exempt	\$0		\$0		N/A		N/A		N/A	
Cash Funds	\$0		\$0		N/A		N/A		N/A	
Cash Funds Exempt / Reappropriated Funds	\$0		\$0		N/A		N/A		N/A	
Federal Funds	\$0		\$0		N/A		N/A		N/A	
Under/(Over) Expenditures										
Total Funds	\$0	0.0	\$0	0.0	N/A	N/A	N/A	N/A	N/A	N/A
General Fund	\$0		\$0		N/A		N/A		N/A	
General Fund Exempt	\$0		\$0		N/A		N/A		N/A	
Cash Funds	\$0		\$0		N/A		N/A		N/A	
Cash Funds Exempt / Reappropriated Funds	\$0		\$0		N/A		N/A		N/A	
Federal Funds	\$0		\$0		N/A		N/A		N/A	

Colorado Department of Treasury
 FY 2011-12 Budget Cycle
 Schedule 3

(3) SPECIAL PURPOSE; Highway Users Tax Fund - County Payments

	FY 2008-09		FY 2009-10		FY 2010-11		FY 2010-11		FY 2011-12	
	Actuals	FTE	Actuals	FTE	Appropriated	FTE	Estimate	FTE	Request	FTE

HB 08-1375, SB 09-259, HB 10-1376 (Long Bill)

Total Funds	\$157,500,000	0.0	\$159,528,684	0.0	\$186,811,000	0.0	\$184,400,711	0.0	\$186,811,000	0.0
General Fund	\$0		\$0		\$0		\$0		\$0	
General Fund Exempt	\$0		\$0		\$0		\$0		\$0	
Cash Funds	\$157,500,000		\$159,528,684		\$186,811,000		\$184,400,711		\$186,811,000	
Cash Funds Exempt / Reappropriated Funds	\$0		\$0		\$0		\$0		\$0	
Federal Funds	\$0		\$0		\$0		\$0		\$0	

(Agency Supplemental Bill)

Total Funds	\$0	0.0	\$0	0.0	N/A	N/A	N/A	N/A	N/A	N/A
General Fund	\$0		\$0		N/A		N/A		N/A	
General Fund Exempt	\$0		\$0		N/A		N/A		N/A	
Cash Funds	\$0		\$0		N/A		N/A		N/A	
Cash Funds Exempt / Reappropriated Funds	\$0		\$0		\$0		\$0		N/A	
Federal Funds	\$0		\$0		N/A		N/A		N/A	

(Long Bill Add-ons)

Total Funds	\$0	0.0	\$0	0.0	N/A	N/A	N/A	N/A	N/A	N/A
General Fund	\$0		\$0		N/A		N/A		N/A	
General Fund Exempt	\$0		\$0		N/A		N/A		N/A	
Cash Funds	\$0		\$0		N/A		N/A		N/A	
Cash Funds Exempt / Reappropriated Funds	\$0		\$0		\$0		\$0		N/A	
Federal Funds	\$0		\$0		N/A		N/A		N/A	

(Special Bill Short Title)

Total Funds	\$0	0.0	\$0	0.0	\$0	0.0	\$0	0.0	N/A	N/A
General Fund	\$0		\$0		\$0		\$0		N/A	
General Fund Exempt	\$0		\$0		\$0		\$0		N/A	
Cash Funds	\$0		\$0		\$0		\$0		N/A	
Cash Funds Exempt / Reappropriated Funds	\$0		\$0		\$0		\$0		N/A	
Federal Funds	\$0		\$0		\$0		\$0		N/A	

Colorado Department of Treasury
 FY 2011-12 Budget Cycle
 Schedule 3

(3) SPECIAL PURPOSE; Highway Users Tax Fund - County Payments

	FY 2008-09		FY 2009-10		FY 2010-11		FY 2010-11		FY 2011-12	
	Actuals	FTE	Actuals	FTE	Appropriated	FTE	Estimate	FTE	Request	FTE
(Special Bill Short Title)										
Total Funds	\$0	0.0	\$0	0.0	\$0	0.0	\$0	0.0	N/A	N/A
General Fund	\$0		\$0		\$0		\$0		N/A	
General Fund Exempt	\$0		\$0		\$0		\$0		N/A	
Cash Funds	\$0		\$0		\$0		\$0		N/A	
Cash Funds Exempt / Reappropriated Funds	\$0		\$0		\$0		\$0		N/A	
Federal Funds	\$0		\$0		\$0		\$0		N/A	

Total Appropriation

Total Funds	\$157,500,000	0.0	\$159,528,684	0.0	\$186,811,000	0.0	\$184,400,711	0.0	\$186,811,000	0.0
General Fund	\$0		\$0		\$0		\$0		\$0	
General Fund Exempt	\$0		\$0		\$0		\$0		\$0	
Cash Funds	\$157,500,000		\$159,528,684		\$186,811,000		\$184,400,711		\$186,811,000	
Cash Funds Exempt / Reappropriated Funds	\$0		\$0		\$0		\$0		\$0	
Federal Funds	\$0		\$0		\$0		\$0		\$0	

Year-End Transfers

Total Funds	(\$2,096,440)		\$23,408,529		N/A		N/A		N/A	
General Fund	\$0		\$0		N/A		N/A		N/A	
General Fund Exempt	\$0		\$0		N/A		N/A		N/A	
Cash Funds	(\$2,096,440)		\$23,408,529		N/A		N/A		N/A	
Cash Funds Exempt / Reappropriated Funds	\$0		\$0		N/A		N/A		N/A	
Federal Funds	\$0		\$0		N/A		N/A		N/A	

POTS Expenditures / Allocation

Total Funds	\$0		\$0		N/A		\$0		N/A	
General Fund	\$0		\$0		N/A		\$0		N/A	
General Fund Exempt	\$0		\$0		N/A		\$0		N/A	
Cash Funds	\$0		\$0		N/A		\$0		N/A	
Cash Funds Exempt / Reappropriated Funds	\$0		\$0		N/A		\$0		N/A	
Federal Funds	\$0		\$0		N/A		\$0		N/A	

Colorado Department of Treasury
FY 2011-12 Budget Cycle
Schedule 3

(3) SPECIAL PURPOSE; Highway Users Tax Fund - County Payments

	FY 2008-09		FY 2009-10		FY 2010-11		FY 2010-11		FY 2011-12	
	Actuals	FTE	Actuals	FTE	Appropriated	FTE	Estimate	FTE	Request	FTE
Roll-Forward										
Total Funds	\$0		\$0		N/A		N/A		N/A	
General Fund	\$0		\$0		N/A		N/A		N/A	
General Fund Exempt	\$0		\$0		N/A		N/A		N/A	
Cash Funds	\$0		\$0		N/A		N/A		N/A	
Cash Funds Exempt / Reappropriated Funds	\$0		\$0		N/A		N/A		N/A	
Federal Funds	\$0		\$0		N/A		N/A		N/A	

1331 Supplemental #1 (Short Title)

Total Funds	N/A	N/A	N/A	N/A	N/A	N/A	\$0	0.0	N/A	N/A
General Fund	N/A		N/A		N/A		\$0		N/A	
General Fund Exempt	N/A		N/A		N/A		\$0		N/A	
Cash Funds	N/A		N/A		N/A		\$0		N/A	
Cash Funds Exempt / Reappropriated Funds	N/A		N/A		N/A		\$0		N/A	
Federal Funds	N/A		N/A		N/A		\$0		N/A	

Request Year Base and Other Adjustments (see Reconciliation for details)

Total Funds	N/A	N/A	N/A	N/A	N/A	N/A	N/A	N/A	(\$13,080)	0.0
General Fund	N/A		N/A		N/A		N/A		\$0	
General Fund Exempt	N/A		N/A		N/A		N/A		\$0	
Cash Funds	N/A		N/A		N/A		N/A		(\$13,080)	
Cash Funds Exempt / Reappropriated Funds	N/A		N/A		N/A		N/A		\$0	
Federal Funds	N/A		N/A		N/A		N/A		\$0	

Total Spending Authority / Request

Total Funds	\$155,403,560	0.0	\$182,937,213	0.0	\$186,811,000	0.0	\$184,400,711	0.0	\$186,797,920	0.0
General Fund	\$0		\$0		\$0		\$0		\$0	
General Fund Exempt	\$0		\$0		\$0		\$0		\$0	
Cash Funds	\$155,403,560		\$182,937,213		\$186,811,000		\$184,400,711		\$186,797,920	
Cash Funds Exempt / Reappropriated Funds	\$0		\$0		\$0		\$0		\$0	
Federal Funds	\$0		\$0		\$0		\$0		\$0	

Colorado Department of Treasury
 FY 2011-12 Budget Cycle
 Schedule 3

(3) SPECIAL PURPOSE; Highway Users Tax Fund - County Payments

	FY 2008-09		FY 2009-10		FY 2010-11		FY 2010-11		FY 2011-12	
	Actuals	FTE	Actuals	FTE	Appropriated	FTE	Estimate	FTE	Request	FTE
Expenditures										
Total Funds	\$155,403,560	0.0	\$182,937,213	0.0	N/A	N/A	N/A	N/A	N/A	N/A
General Fund	\$0		\$0		N/A		N/A		N/A	
General Fund Exempt	\$0		\$0		N/A		N/A		N/A	
Cash Funds	\$155,403,560		\$182,937,213		N/A		N/A		N/A	
Cash Funds Exempt / Reappropriated Funds	\$0		\$0		N/A		N/A		N/A	
Federal Funds	\$0		\$0		N/A		N/A		N/A	
Under/(Over) Expenditures										
Total Funds	\$0	0.0	\$0	0.0	N/A	N/A	N/A	N/A	N/A	N/A
General Fund	\$0		\$0		N/A		N/A		N/A	
General Fund Exempt	\$0		\$0		N/A		N/A		N/A	
Cash Funds	\$0		\$0		N/A		N/A		N/A	
Cash Funds Exempt / Reappropriated Funds	\$0		\$0		N/A		N/A		N/A	
Federal Funds	\$0		\$0		N/A		N/A		N/A	

Colorado Department of Treasury
 FY 2011-12 Budget Cycle
 Schedule 3

(3) SPECIAL PURPOSE; Highway Users Tax Fund - Municipality Payments

	FY 2008-09		FY 2009-10		FY 2010-11		FY 2010-11		FY 2011-12	
	Actuals	FTE	Actuals	FTE	Appropriated	FTE	Estimate	FTE	Request	FTE
HB 08-1375, SB 09-259, HB 10-1376 (Long Bill)										
Total Funds	\$104,392,700	0.0	\$104,280,011	0.0	\$130,720,000	0.0	\$126,023,981	0.0	\$130,720,000	0.0
General Fund	\$0		\$0		\$0		\$0		\$0	
General Fund Exempt	\$0		\$0		\$0		\$0		\$0	
Cash Funds	\$104,392,700		\$104,280,011		\$130,720,000		\$126,023,981		\$130,720,000	
Cash Funds Exempt / Reappropriated Funds	\$0		\$0		\$0		\$0		\$0	
Federal Funds	\$0		\$0		\$0		\$0		\$0	
(Agency Supplemental Bill)										
Total Funds	\$0	0.0	\$0	0.0	N/A	N/A	N/A	N/A	N/A	N/A
General Fund	\$0		\$0		N/A		N/A		N/A	
General Fund Exempt	\$0		\$0		N/A		N/A		N/A	
Cash Funds	\$0		\$0		N/A		N/A		N/A	
Cash Funds Exempt / Reappropriated Funds	\$0		\$0		\$0		\$0		N/A	
Federal Funds	\$0		\$0		N/A		N/A		N/A	
(Long Bill Add-ons)										
Total Funds	\$0	0.0	\$0	0.0	N/A	N/A	N/A	N/A	N/A	N/A
General Fund	\$0		\$0		N/A		N/A		N/A	
General Fund Exempt	\$0		\$0		N/A		N/A		N/A	
Cash Funds	\$0		\$0		N/A		N/A		N/A	
Cash Funds Exempt / Reappropriated Funds	\$0		\$0		\$0		\$0		N/A	
Federal Funds	\$0		\$0		N/A		N/A		N/A	
(Special Bill Short Title)										
Total Funds	\$0	0.0	\$0	0.0	\$0	0.0	\$0	0.0	N/A	N/A
General Fund	\$0		\$0		\$0		\$0		N/A	
General Fund Exempt	\$0		\$0		\$0		\$0		N/A	
Cash Funds	\$0		\$0		\$0		\$0		N/A	
Cash Funds Exempt / Reappropriated Funds	\$0		\$0		\$0		\$0		N/A	
Federal Funds	\$0		\$0		\$0		\$0		N/A	

Colorado Department of Treasury
 FY 2011-12 Budget Cycle
 Schedule 3

(3) SPECIAL PURPOSE; Highway Users Tax Fund - Municipality Payments

	FY 2008-09		FY 2009-10		FY 2010-11		FY 2010-11		FY 2011-12	
	Actuals	FTE	Actuals	FTE	Appropriated	FTE	Estimate	FTE	Request	FTE
(Special Bill Short Title)										
Total Funds	\$0	0.0	\$0	0.0	\$0	0.0	\$0	0.0		N/A
General Fund	\$0		\$0		\$0		\$0			N/A
General Fund Exempt	\$0		\$0		\$0		\$0			N/A
Cash Funds	\$0		\$0		\$0		\$0			N/A
Cash Funds Exempt / Reappropriated Funds	\$0		\$0		\$0		\$0			N/A
Federal Funds	\$0		\$0		\$0		\$0			N/A

Total Appropriation

Total Funds	\$104,392,700	0.0	\$104,280,011	0.0	\$130,720,000	0.0	\$126,023,981	0.0	\$130,720,000	0.0
General Fund	\$0		\$0		\$0		\$0		\$0	
General Fund Exempt	\$0		\$0		\$0		\$0		\$0	
Cash Funds	\$104,392,700		\$104,280,011		\$130,720,000		\$126,023,981		\$130,720,000	
Cash Funds Exempt / Reappropriated Funds	\$0		\$0		\$0		\$0		\$0	
Federal Funds	\$0		\$0		\$0		\$0		\$0	

Year-End Transfers

Total Funds	(\$3,259,304)		\$20,743,781		N/A		N/A		N/A	
General Fund	\$0		\$0		N/A		N/A		N/A	
General Fund Exempt	\$0		\$0		N/A		N/A		N/A	
Cash Funds	(\$3,259,304)		\$20,743,781		N/A		N/A		N/A	
Cash Funds Exempt / Reappropriated Funds	\$0		\$0		N/A		N/A		N/A	
Federal Funds	\$0		\$0		N/A		N/A		N/A	

POTS Expenditures / Allocation

Total Funds	\$0		\$0		N/A		\$0		N/A	
General Fund	\$0		\$0		N/A		\$0		N/A	
General Fund Exempt	\$0		\$0		N/A		\$0		N/A	
Cash Funds	\$0		\$0		N/A		\$0		N/A	
Cash Funds Exempt / Reappropriated Funds	\$0		\$0		N/A		\$0		N/A	
Federal Funds	\$0		\$0		N/A		\$0		N/A	

Colorado Department of Treasury
FY 2011-12 Budget Cycle
Schedule 3

(3) SPECIAL PURPOSE; Highway Users Tax Fund - Municipality Payments

	FY 2008-09		FY 2009-10		FY 2010-11		FY 2010-11		FY 2011-12	
	Actuals	FTE	Actuals	FTE	Appropriated	FTE	Estimate	FTE	Request	FTE

Roll-Forward

Total Funds	\$0		\$0		N/A		N/A		N/A	
General Fund	\$0		\$0		N/A		N/A		N/A	
General Fund Exempt	\$0		\$0		N/A		N/A		N/A	
Cash Funds	\$0		\$0		N/A		N/A		N/A	
Cash Funds Exempt / Reappropriated Funds	\$0		\$0		N/A		N/A		N/A	
Federal Funds	\$0		\$0		N/A		N/A		N/A	

1331 Supplemental #1 (Short Title)

Total Funds	N/A	N/A	N/A	N/A	N/A	N/A	\$0	0.0	N/A	N/A
General Fund	N/A		N/A		N/A		\$0		N/A	
General Fund Exempt	N/A		N/A		N/A		\$0		N/A	
Cash Funds	N/A		N/A		N/A		\$0		N/A	
Cash Funds Exempt / Reappropriated Funds	N/A		N/A		N/A		\$0		N/A	
Federal Funds	N/A		N/A		N/A		\$0		N/A	

Request Year Base and Other Adjustments (see Reconciliation for details)

Total Funds	N/A	N/A	N/A	N/A	N/A	N/A	N/A	N/A	(\$3,057,707)	0.0
General Fund	N/A		N/A		N/A		N/A		\$0	
General Fund Exempt	N/A		N/A		N/A		N/A		\$0	
Cash Funds	N/A		N/A		N/A		N/A		(\$3,057,707)	
Cash Funds Exempt / Reappropriated Funds	N/A		N/A		N/A		N/A		\$0	
Federal Funds	N/A		N/A		N/A		N/A		\$0	

Total Spending Authority / Request

Total Funds	\$101,133,396	0.0	\$125,023,792	0.0	\$130,720,000	0.0	\$126,023,981	0.0	\$127,662,293	0.0
General Fund	\$0		\$0		\$0		\$0		\$0	
General Fund Exempt	\$0		\$0		\$0		\$0		\$0	
Cash Funds	\$101,133,396		\$125,023,792		\$130,720,000		\$126,023,981		\$127,662,293	
Cash Funds Exempt / Reappropriated Funds	\$0		\$0		\$0		\$0		\$0	
Federal Funds	\$0		\$0		\$0		\$0		\$0	

Colorado Department of Treasury
 FY 2011-12 Budget Cycle
 Schedule 3

(3) SPECIAL PURPOSE; Highway Users Tax Fund - Municipality Payments

	FY 2008-09		FY 2009-10		FY 2010-11		FY 2010-11		FY 2011-12	
	Actuals	FTE	Actuals	FTE	Appropriated	FTE	Estimate	FTE	Request	FTE
Expenditures										
Total Funds	\$101,133,396	0.0	\$125,023,791	0.0	N/A	N/A	N/A	N/A	N/A	N/A
General Fund	\$0		\$0		N/A		N/A		N/A	
General Fund Exempt	\$0		\$0		N/A		N/A		N/A	
Cash Funds	\$101,133,396		\$125,023,791		N/A		N/A		N/A	
Cash Funds Exempt / Reappropriated Funds	\$0		\$0		N/A		N/A		N/A	
Federal Funds	\$0		\$0		N/A		N/A		N/A	
Under/(Over) Expenditures										
Total Funds	\$0	0.0	\$1	0.0	N/A	N/A	N/A	N/A	N/A	N/A
General Fund	\$0		\$0		N/A		N/A		N/A	
General Fund Exempt	\$0		\$0		N/A		N/A		N/A	
Cash Funds	\$0		\$1		N/A		N/A		N/A	
Cash Funds Exempt / Reappropriated Funds	\$0		\$0		N/A		N/A		N/A	
Federal Funds	\$0		\$0		N/A		N/A		N/A	

Colorado Department of Treasury
 FY 2011-12 Budget Cycle
 Schedule 4

FY 2008-09
 Actuals

FY 2009-10
 Actuals

FY 2010-11
 Appropriated

FY 2010-11
 Estimate

FY 2011-12
 Request

(1) Administration

Total Expenditures / Appropriation / Request									
Total Funds	\$1,727,122		\$1,694,120		\$1,859,190		\$1,859,190		\$2,011,712
General Fund	\$625,512		\$573,411		\$879,335		\$726,482		\$887,488
General Fund Exempt	\$0		\$0		\$0		\$0		\$0
Cash Funds	\$1,101,610		\$1,120,709		\$979,855		\$1,132,708		\$1,124,224
Cash Mgmt Transaction Fees (100)	\$996,793		\$902,231		\$822,957		\$975,810		\$952,956
Unclaimed Property Trust Fund (827)	\$102,238		\$179,839		\$151,898		\$151,898		\$166,268
Charter School Financing Admin. Cash Fund (17F)	\$2,579		\$2,803		\$5,000		\$5,000		\$5,000
ARRA transfer from OSC's Nonoperating Acct	\$0		\$35,836		\$0		\$0		\$0
Cash Funds Exempt / Reappropriated Funds	\$0		\$0		\$0		\$0		\$0
	\$0		\$0		\$0		\$0		\$0
	\$0		\$0		\$0		\$0		\$0
Federal Funds	\$0		\$0		\$0		\$0		\$0
	\$0		\$0		\$0		\$0		\$0
	\$0		\$0		\$0		\$0		\$0

(2) Unclaimed Property Program

Total Expenditures / Appropriation / Request									
Total Funds	\$1,706,843		\$1,531,435		\$1,938,825		\$1,938,825		\$1,957,440
General Fund	\$0		\$0		\$0		\$0		\$0
General Fund Exempt	\$0		\$0		\$0		\$0		\$0
Cash Funds	\$1,706,843		\$1,531,435		\$1,938,825		\$1,938,825		\$1,957,440
Unclaimed Property Trust Fund (827)	\$1,706,843		\$1,531,435		\$1,938,825		\$1,938,825		\$1,957,440
	\$0		\$0		\$0		\$0		\$0
Cash Funds Exempt / Reappropriated Funds	\$0		\$0		\$0		\$0		\$0
	\$0		\$0		\$0		\$0		\$0
	\$0		\$0		\$0		\$0		\$0
Federal Funds	\$0		\$0		\$0		\$0		\$0
	\$0		\$0		\$0		\$0		\$0
	\$0		\$0		\$0		\$0		\$0

Colorado Department of Treasury
 FY 2011-12 Budget Cycle
 Schedule 4

<u>FY 2008-09</u> Actuals	<u>FY 2009-10</u> Actuals	<u>FY 2010-11</u> Appropriated	<u>FY 2010-11</u> Estimate	<u>FY 2011-12</u> Request
------------------------------	------------------------------	-----------------------------------	-------------------------------	------------------------------

(3) Special Purpose

Total Expenditures / Appropriation / Request					
Total Funds	\$373,298,281	\$335,953,039	\$353,201,802	\$346,095,494	\$357,160,213
General Fund	\$85,586,694	\$1,333,604	\$1,670,802	\$1,670,802	\$1,700,000
General Fund Exempt	\$0	\$0	\$0	\$0	\$0
Cash Funds	\$287,711,587	\$334,619,435	\$351,531,000	\$344,424,692	\$355,460,213
HUTF (405)	\$256,536,956	\$307,961,004	\$317,531,000	\$310,424,692	\$314,460,213
CoverColorado (827)	\$31,174,631	\$26,658,431	\$34,000,000	\$34,000,000	\$41,000,000
Cash Funds Exempt / Reappropriated Funds	\$0	\$0	\$0	\$0	\$0
HUTF (405)	\$0	\$0	\$0	\$0	\$0
CoverColorado (827)	\$0	\$0	\$0	\$0	\$0
Federal Funds	\$0	\$0	\$0	\$0	\$0
	\$0	\$0	\$0	\$0	\$0
	\$0	\$0	\$0	\$0	\$0

Department Total

Total Expenditures / Appropriation / Request					
Total Funds	\$376,732,246	\$339,178,594	\$356,999,817	\$349,893,509	\$361,129,365
General Fund	\$86,212,206	\$1,907,015	\$2,550,137	\$2,397,284	\$2,587,488
General Fund Exempt	\$0	\$0	\$0	\$0	\$0
Cash Funds	\$290,520,040	\$337,271,579	\$354,449,680	\$347,496,225	\$358,541,877
Cash Funds Exempt / Reappropriated Funds	\$0	\$0	\$0	\$0	\$0
Federal Funds	\$0	\$0	\$0	\$0	\$0

Colorado Department of Treasury
 FY 2011-12 Budget Request
 Schedule 5: Line Item to Statute

(1) Administration

Line Item Name	Line Item Description	Statutory Citation
Personal Services	Salaries and wages for all employees including contractual employees, the State contribution to the public employees retirement (PERA) fund, and the State share of federal Medicare.	C.R.S. 24-50-101 et. seq.
Health, Life, and Dental	State share of health, life and dental insurance.	C.R.S. 24-50-601 et. seq.
Short-term Disability	State share of short-term disability insurance.	C.R.S. 24-50-601 et. seq.
Amortization Equalization Disbursement	Additional State contribution to the PERA Trust Fund to amortize the unfunded liability.	C.R.S. 24-51-411
Supplemental Amortization Equalization Disbursement	A contribution from the Salary Survey allocation to the PERA Trust Fund to supplement the contribution listed above.	C.R.S. 24-51-411
Salary Survey and Senior Executive Service	Funding for annual salary increases as determined by the Department of Personnel (DPA).	C.R.S. 24-50-104
Performance-based Pay Awards	Funding for base pay and non-base pay awards for performance as determined by DPA.	C.R.S. 24-50-104
Workers' Compensation and Payment to Rsk Management and Property Funds	Payment to DPA for liability insurance (does not include statutorily required fidelity bond coverage for employees).	
Operating Expenses	General non-employee costs of daily operations including ongoing and one-time expenses.	
Information Technology Asset Maintenance	Annual costs to upgrade and replace computers, printers and other information technology within Treasury.	
Legal Services	Fees paid to the Department of Law for counsel and representation.	
Purchase of Services from Computer Center	Fees for use of statewide computer center including access, equipment usage and storage costs.	
Capitol Complex Leased Space	Payment to DPA for maintaining the space in the Capitol occupied by Treasury (4,379 sq ft).	
Charter School Facilities Financing Services	Continuously appropriated moneys for the costs of administering the Charter School Intercept Program.	C.R.S. 22-30.5-406
Discretionary Fund	Statutorily authorized fund for additional costs of an elected official.	C.R.S. 24-9-105

Colorado Department of Treasury
 FY 2011-12 Budget Request
 Schedule 5: Line Item to Statute

(2) Unclaimed Property Program

Line Item Name	Line Item Description	Statutory Citation
Personal Services	Salaries and wages for all employees including contractual employees, the State contribution to the public employees retirement (PERA) fund, and the State share of federal Medicare.	C.R.S. 24-50-101 et. seq.
Operating Expenses	General non-employee costs of daily operations including ongoing and one-time expenses.	
Promotion & Correspondence	Costs associated with notifying owners of lost and forgotten assets held in trust by the State.	C.R.S. 38-13-111
Leased Space	Payment to Logan Tower Partnership for office space at 1580 Logan (3,466 sq ft).	
Contract Auditor Services	Payments fo Contractual Unclaimed Property Auditors.	

(3) Special Purpose

Line Item Name	Line Item Description	Statutory Citation
Senior Citizen and Disabled Veteran Property Tax	Constitutionally mandated payment of property tax for the qualified elderly citizens and disabled veterans.	C.R.S. 39-3-201
CoverColorado	Amount available for CoverColorado from the balance in the Unclaimed Property Trust Fund available after payment of current claims, estimate for future claims and operating expenses of the program.	C.R.S. 38-13-116.5
Fire & Police Pension Assn - Old Hire Plans	Continuously appropriated by permanent statute. Provided for purposes of complying with Article X, Section 20 of the constitution.	C.R.S. 31-30.5-307
HUTF - County Payments	Estimate of HUTF payments to counties provided for purposes of complying with Article X, Section 20 of the constitution.	C.R.S. 43-4-207
HUTF - Municipality Payments	Estimate of HUTF payments to cities provided for purposes of complying with Article X, Section 20 of the constitution.	C.R.S. 43-4-208

Colorado Department of Treasury
FY 2011-12 Budget Request
Schedule 6: Special Bills Summary

Bill Number	Short Bill Title	Line Items	FTE	Total Funds	General Fund	General Fund Exempt	Cash Funds	Cash Funds Exempt / Reappropriated Funds	Federal Funds
FY 2010-11									
SB 10-190	Suspend Property Tax Exemptions for Qualifying Seniors	(3) Special Purpose Senior Citizen and Disabled Veteran Property Tax Exemption	0.0	(\$91,729,198)	(\$91,729,198)	\$0	\$0	\$0	\$0
		Total SB 10-190	0.0	(\$91,729,198)	(\$91,729,198)	\$0	\$0	\$0	\$0
FY 2010-11 Department Total			0.0	(\$91,729,198)	(\$91,729,198)	\$0	\$0	\$0	\$0
FY 2009-10									
SB 09-276	Suspend Property Tax Exemptions for Qualifying Seniors	(3) Special Purpose Senior Citizen and Disabled Veteran Property Tax Exemption	0.0	(\$90,400,000)	(\$90,400,000)	\$0	\$0	\$0	\$0
		Total SB 09-276	0.0	(\$90,400,000)	(\$90,400,000)	\$0	\$0	\$0	\$0
FY 2009-10 Department Total			0.0	(\$90,400,000)	(\$90,400,000)	\$0	\$0	\$0	\$0
FY 2008-09									
HB 08-1390	CoverColorado Long-term Funding	(3) Special Purpose CoverColorado	0.0	(\$11,164,862)	\$0	\$0	(\$11,164,862)	\$0	\$0
		Total HB 08-1390	0.0	(\$11,164,862)	\$0	\$0	(\$11,164,862)	\$0	\$0
SB 09-227	Assistance To Old Hire FPPA Plans	(3) Special Purpose Fire and Police Pension Assoc - Old Hire Plans	0.0	(\$25,321,079)	\$0	(\$25,321,079)	\$0	\$0	\$0
		Total SB 09-227	0.0	(\$25,321,079)	\$0	(\$25,321,079)	\$0	\$0	\$0
FY 2008-09 Department Total			\$0	(\$36,485,941)	\$0	(\$25,321,079)	(\$11,164,862)	\$0	\$0

Colorado Department of Treasury
FY 2011-12 Budget Request
Schedule 7: Supplemental Bills Summary

Bill Number	Line Items	FTE	Total Funds	General Fund	General Fund Exempt	Cash Funds	Cash Funds Exempt / Reappropriated Funds	Federal Funds
FY 2010-11								
	Total	0.0	\$0	\$0	\$0	\$0	\$0	\$0
FY 2009-10								
HB 10-1317	(1) Administration							
	Funding Mix Change	0.0	\$0	(\$144,742)	\$0	\$144,742	\$0	\$0
	Reductions through Furlough Days	0.0	(\$38,508)	(37,994)	\$0	(514)	\$0	\$0
	Statewide ARRA Administrative Cost Spending Authority	0.0	\$62,049	(41,726)	\$0	103,775	\$0	\$0
	Common Policy Base Reductions	0.0	(\$888)	(888)	\$0	\$0	\$0	\$0
	3% General Fund Budget Reduction	0.0	(\$28,012)	(28,012)	\$0	\$0	\$0	\$0
	Total	0.0	(\$5,359)	(\$253,362)	\$0	\$248,003	\$0	\$0
	(2) Unclaimed Property Program							
	Reductions through Furlough Days	0.0	(\$16,867)	\$0	\$0	(\$16,867)	\$0	\$0
	Statewide Mail Equipment Upgrade	0.0	(\$2,638)	\$0	\$0	(\$2,638)	\$0	\$0
	Total	0.0	(\$19,505)	\$0	\$0	(\$19,505)	\$0	\$0
	Total HB 10-1317	0.0	(\$24,864)	(\$253,362)	\$0	\$228,498	\$0	\$0
FY 2008-09								
SB 09-203	(1) Administration							
	Cyber Security	0.0	(\$25,792)	(\$25,792)	\$0	\$0	\$0	\$0
	Salary Reallocation	0.0	\$0	(\$62,670)	\$0	\$62,670	\$0	\$0
	Funding Mix Change	0.0	\$0	(\$176,634)	\$0	\$176,634	\$0	\$0
	Total	\$0	(\$25,792)	(\$265,096)	\$0	\$239,304	\$0	\$0
	(2) Unclaimed Property Program							
	Hiring Freeze Savings	1.0	(\$24,914)	\$0	\$0	(\$24,914)	\$0	\$0
	Total	1.0	(24,914.0)	0.0	0.0	(24,914.0)	0.0	0.0
	(3) Special Purpose							
	Fire and Police Pension Assoc - Old Hire Plans	0.0	(\$9,456,093)	\$0	(\$9,456,093)	\$0	\$0	\$0
	Total	0.0	(9,456,093.0)	0.0	(9,456,093.0)	0.0	0.0	0.0
	Total SB 09-203	1.0	(9,506,799.0)	(265,096.0)	(9,456,093.0)	214,390.0	0.0	0.0

Department of Treasury
Schedule 8: Common Policy Summary

Fiscal Year	Total Funds	General Fund	Cash Funds	HUTF	Cash Funds Exempt	Reappropriated Funds	Federal Funds	Medicaid Cash Funds	Medicaid General Fund	Net General Fund
Salary Survey and Senior Executive Services										
FY 2008-09										
(1) Administration	\$48,625	\$48,625	\$0	\$0	\$0	\$0	\$0	\$0	\$0	\$48,625
(2) Unclaimed Property Program	\$22,714	\$0	\$22,714	\$0	\$0	\$0	\$0	\$0	\$0	\$0
Total Expenditures	\$71,339	\$48,625	\$22,714	\$0	\$0	\$0	\$0	\$0	\$0	\$48,625
Total Appropriated	\$71,339	\$48,625	\$22,714	\$0	\$0	\$0	\$0	\$0	\$0	\$48,625
(Under)/Over Expenditures	\$0	\$0	\$0	\$0	\$0	\$0	\$0	\$0	\$0	\$0
FY 2009-10										
(1) Administration	\$0	\$0	\$0	\$0	\$0	\$0	\$0	\$0	\$0	\$0
(2) Unclaimed Property Program	\$0	\$0	\$0	\$0	\$0	\$0	\$0	\$0	\$0	\$0
Total Estimated Expenditures	\$0	\$0	\$0	\$0	\$0	\$0	\$0	\$0	\$0	\$0
Total Appropriated	\$0	\$0	\$0	\$0	\$0	\$0	\$0	\$0	\$0	\$0
(Under)/Over Expenditures	\$0	\$0	\$0	\$0	\$0	\$0	\$0	\$0	\$0	\$0
FY 2010-11										
(1) Administration	\$0	\$0	\$0	\$0	\$0	\$0	\$0	\$0	\$0	\$0
(2) Unclaimed Property Program	\$0	\$0	\$0	\$0	\$0	\$0	\$0	\$0	\$0	\$0
Total Estimated Expenditures	\$0	\$0	\$0	\$0	\$0	\$0	\$0	\$0	\$0	\$0
Total Appropriated	\$0	\$0	\$0	\$0	\$0	\$0	\$0	\$0	\$0	\$0
(Under)/Over Expenditures	\$0	\$0	\$0	\$0	\$0	\$0	\$0	\$0	\$0	\$0
FY 2011-12 (if there is a change from the base request)										
(1) Administration	\$0	\$0	\$0	\$0	\$0	\$0	\$0	\$0	\$0	\$0
(2) Unclaimed Property Program	\$0	\$0	\$0	\$0	\$0	\$0	\$0	\$0	\$0	\$0
Total Estimated Expenditures	\$0	\$0	\$0	\$0	\$0	\$0	\$0	\$0	\$0	\$0
Total Appropriated	\$0	\$0	\$0	\$0	\$0	\$0	\$0	\$0	\$0	\$0
(Under)/Over Expenditures	\$0	\$0	\$0	\$0	\$0	\$0	\$0	\$0	\$0	\$0

Department of Treasury
Schedule 8: Common Policy Summary

Fiscal Year	Total Funds	General Fund	Cash Funds	HUTF	Cash Funds Exempt	Reappropriated Funds	Federal Funds	Medicaid Cash Funds	Medicaid General Fund	Net General Fund
Performance-based Pay										
FY 2008-09										
(1) Administration	\$16,623	\$16,623	\$0	\$0	\$0	\$0	\$0	\$0	\$0	\$16,623
(2) Unclaimed Property Program	\$8,539	\$0	\$8,539	\$0	\$0	\$0	\$0	\$0	\$0	\$0
Total Expenditures	\$25,162	\$16,623	\$8,539	\$0	\$0	\$0	\$0	\$0	\$0	\$16,623
Total Appropriated	\$25,162	\$16,623	\$8,539	\$0	\$0	\$0	\$0	\$0	\$0	\$16,623
(Under)/Over Expenditures	\$0	\$0	\$0	\$0	\$0	\$0	\$0	\$0	\$0	\$0
FY 2009-10										
(1) Administration	\$0	\$0	\$0	\$0	\$0	\$0	\$0	\$0	\$0	\$0
(2) Unclaimed Property Program	\$0	\$0	\$0	\$0	\$0	\$0	\$0	\$0	\$0	\$0
Total Estimated Expenditures	\$0	\$0	\$0	\$0	\$0	\$0	\$0	\$0	\$0	\$0
Total Appropriated	\$0	\$0	\$0	\$0	\$0	\$0	\$0	\$0	\$0	\$0
(Under)/Over Expenditures	\$0	\$0	\$0	\$0	\$0	\$0	\$0	\$0	\$0	\$0
FY 2010-11										
(1) Administration	\$0	\$0	\$0	\$0	\$0	\$0	\$0	\$0	\$0	\$0
(2) Unclaimed Property Program	\$0	\$0	\$0	\$0	\$0	\$0	\$0	\$0	\$0	\$0
Total Estimated Expenditures	\$0	\$0	\$0	\$0	\$0	\$0	\$0	\$0	\$0	\$0
Total Appropriated	\$0	\$0	\$0	\$0	\$0	\$0	\$0	\$0	\$0	\$0
(Under)/Over Expenditures	\$0	\$0	\$0	\$0	\$0	\$0	\$0	\$0	\$0	\$0
FY 2011-12 (if there is a change from the base request)										
(1) Administration	\$0	\$0	\$0	\$0	\$0	\$0	\$0	\$0	\$0	\$0
(2) Unclaimed Property Program	\$0	\$0	\$0	\$0	\$0	\$0	\$0	\$0	\$0	\$0
Total Estimated Expenditures	\$0	\$0	\$0	\$0	\$0	\$0	\$0	\$0	\$0	\$0
Total Appropriated	\$0	\$0	\$0	\$0	\$0	\$0	\$0	\$0	\$0	\$0
(Under)/Over Expenditures	\$0	\$0	\$0	\$0	\$0	\$0	\$0	\$0	\$0	\$0

Department of Treasury
Schedule 8: Common Policy Summary

Fiscal Year	Total Funds	General Fund	Cash Funds	HUTF	Cash Funds Exempt	Reappropriated Funds	Federal Funds	Medicaid Cash Funds	Medicaid General Fund	Net General Fund
Amortization Equalization Disbursement										
FY 2008-09										
(1) Administration	\$15,808	\$15,808	\$0	\$0	\$0	\$0	\$0	\$0	\$0	\$15,808
(2) Unclaimed Property Program	\$10,219	\$0	\$10,219	\$0	\$0	\$0	\$0	\$0	\$0	\$0
Total Expenditures	\$26,027	\$15,808	\$10,219	\$0	\$0	\$0	\$0	\$0	\$0	\$15,808
Total Appropriated	\$27,290	\$17,071	\$10,219	\$0	\$0	\$0	\$0	\$0	\$0	\$17,071
(Under)/Over Expenditures	(\$1,263)	(\$1,263)	\$0	\$0	\$0	\$0	\$0	\$0	\$0	(\$1,263)
FY 2009-10										
(1) Administration	\$20,588	\$20,588	\$0	\$0	\$0	\$0	\$0	\$0	\$0	\$20,588
(2) Unclaimed Property Program	\$11,267	\$0	\$11,267	\$0	\$0	\$0	\$0	\$0	\$0	\$0
Total Estimated Expenditures	\$31,855	\$20,588	\$11,267	\$0	\$0	\$0	\$0	\$0	\$0	\$20,588
Total Appropriated	\$34,753	\$23,486	\$11,267	\$0	\$0	\$0	\$0	\$0	\$0	\$23,486
(Under)/Over Expenditures	(\$2,898)	(\$2,898)	\$0	\$0	\$0	\$0	\$0	\$0	\$0	(\$2,898)
FY 2010-11										
(1) Administration	\$27,788	\$27,788	\$0	\$0	\$0	\$0	\$0	\$0	\$0	\$27,788
(2) Unclaimed Property Program	\$16,151	\$0	\$16,151	\$0	\$0	\$0	\$0	\$0	\$0	\$0
Total Estimated Expenditures	\$43,939	\$27,788	\$16,151	\$0	\$0	\$0	\$0	\$0	\$0	\$27,788
Total Appropriated	\$43,939	\$27,788	\$16,151	\$0	\$0	\$0	\$0	\$0	\$0	\$27,788
(Under)/Over Expenditures	\$0	\$0	\$0	\$0	\$0	\$0	\$0	\$0	\$0	\$0
FY 2011-12 (if there is a change from the base request)										
(1) Administration	\$30,815	\$30,815	\$0	\$0	\$0	\$0	\$0	\$0	\$0	\$30,815
(2) Unclaimed Property Program	\$21,561	\$0	\$21,561	\$0	\$0	\$0	\$0	\$0	\$0	\$0
Total Estimated Expenditures	\$52,376	\$30,815	\$21,561	\$0	\$0	\$0	\$0	\$0	\$0	\$30,815
Total Appropriated	\$52,376	\$30,815	\$21,561	\$0	\$0	\$0	\$0	\$0	\$0	\$30,815
(Under)/Over Expenditures	\$0	\$0	\$0	\$0	\$0	\$0	\$0	\$0	\$0	\$0

Department of Treasury
Schedule 8: Common Policy Summary

Fiscal Year	Total Funds	General Fund	Cash Funds	HUTF	Cash Funds Exempt	Reappropriated Funds	Federal Funds	Medicaid Cash Funds	Medicaid General Fund	Net General Fund
Supplemental Amortization Equalization Disbursement										
FY 2008-09										
(1) Administration	\$7,509	\$7,509	\$0	\$0	\$0	\$0	\$0	\$0	\$0	\$7,509
(2) Unclaimed Property Program	\$4,543	\$0	\$4,543	\$0	\$0	\$0	\$0	\$0	\$0	\$0
Total Expenditures	\$12,052	\$7,509	\$4,543	\$0	\$0	\$0	\$0	\$0	\$0	\$7,509
Total Appropriated	\$12,262	\$7,719	\$4,543	\$0	\$0	\$0	\$0	\$0	\$0	\$7,719
(Under)/Over Expenditures	(\$210)	(\$210)	\$0	\$0	\$0	\$0	\$0	\$0	\$0	(\$210)
FY 2009-10										
(1) Administration	\$11,632	\$11,632	\$0	\$0	\$0	\$0	\$0	\$0	\$0	\$11,632
(2) Unclaimed Property Program	\$7,505	\$0	\$7,505	\$0	\$0	\$0	\$0	\$0	\$0	\$0
Total Estimated Expenditures	\$19,137	\$11,632	\$7,505	\$0	\$0	\$0	\$0	\$0	\$0	\$11,632
Total Appropriated	\$21,698	\$14,193	\$7,505	\$0	\$0	\$0	\$0	\$0	\$0	\$14,193
(Under)/Over Expenditures	(\$2,561)	(\$2,561)	\$0	\$0	\$0	\$0	\$0	\$0	\$0	(\$2,561)
FY 2010-11										
(1) Administration	\$20,261	\$20,261	\$0	\$0	\$0	\$0	\$0	\$0	\$0	\$20,261
(2) Unclaimed Property Program	\$11,788	\$0	\$11,788	\$0	\$0	\$0	\$0	\$0	\$0	\$0
Total Estimated Expenditures	\$32,049	\$20,261	\$11,788	\$0	\$0	\$0	\$0	\$0	\$0	\$20,261
Total Appropriated	\$32,049	\$20,261	\$11,788	\$0	\$0	\$0	\$0	\$0	\$0	\$20,261
(Under)/Over Expenditures	\$0	\$0	\$0	\$0	\$0	\$0	\$0	\$0	\$0	\$0
FY 2011-12 (if there is a change from the base request)										
(1) Administration	\$24,762	\$24,762	\$0	\$0	\$0	\$0	\$0	\$0	\$0	\$24,762
(2) Unclaimed Property Program	\$17,326	\$0	\$17,326	\$0	\$0	\$0	\$0	\$0	\$0	\$0
Total Estimated Expenditures	\$42,088	\$24,762	\$17,326	\$0	\$0	\$0	\$0	\$0	\$0	\$24,762
Total Appropriated	\$42,088	\$24,762	\$17,326	\$0	\$0	\$0	\$0	\$0	\$0	\$24,762
(Under)/Over Expenditures	\$0	\$0	\$0	\$0	\$0	\$0	\$0	\$0	\$0	\$0

Department of Treasury
Schedule 8: Common Policy Summary

Fiscal Year	Total Funds	General Fund	Cash Funds	HUTF	Cash Funds Exempt	Reappropriated Funds	Federal Funds	Medicaid Cash Funds	Medicaid General Fund	Net General Fund
Health, Life, and Dental										
FY 2008-09										
(1) Administration	\$64,309	\$64,309	\$0	\$0	\$0	\$0	\$0	\$0	\$0	\$64,309
(2) Unclaimed Property Program	\$58,899	\$0	\$58,899	\$0	\$0	\$0	\$0	\$0	\$0	\$0
Total Expenditures	\$123,208	\$64,309	\$58,899	\$0	\$0	\$0	\$0	\$0	\$0	\$64,309
Total Appropriated	\$141,369	\$82,470	\$58,899	\$0	\$0	\$0	\$0	\$0	\$0	\$82,470
(Under)/Over Expenditures	(\$18,161)	(\$18,161)	\$0	\$0	\$0	\$0	\$0	\$0	\$0	(\$18,161)
FY 2009-10										
(1) Administration	\$67,423	\$67,423	\$0	\$0	\$0	\$0	\$0	\$0	\$0	\$67,423
(2) Unclaimed Property Program	\$66,879	\$0	\$66,879	\$0	\$0	\$0	\$0	\$0	\$0	\$0
Total Estimated Expenditures	\$134,302	\$67,423	\$66,879	\$0	\$0	\$0	\$0	\$0	\$0	\$67,423
Total Appropriated	\$145,818	\$78,939	\$66,879	\$0	\$0	\$0	\$0	\$0	\$0	\$78,939
(Under)/Over Expenditures	(\$11,516)	(\$11,516)	\$0	\$0	\$0	\$0	\$0	\$0	\$0	(\$11,516)
FY 2010-11										
(1) Administration	\$93,321	\$93,321	\$0	\$0	\$0	\$0	\$0	\$0	\$0	\$93,321
(2) Unclaimed Property Program	\$95,537	\$0	\$95,537	\$0	\$0	\$0	\$0	\$0	\$0	\$0
Total Estimated Expenditures	\$188,858	\$93,321	\$95,537	\$0	\$0	\$0	\$0	\$0	\$0	\$93,321
Total Appropriated	\$188,858	\$93,321	\$95,537	\$0	\$0	\$0	\$0	\$0	\$0	\$93,321
(Under)/Over Expenditures	\$0	\$0	\$0	\$0	\$0	\$0	\$0	\$0	\$0	\$0
FY 2011-12 (if there is a change from the base request)										
(1) Administration	\$91,600	\$91,600	\$0	\$0	\$0	\$0	\$0	\$0	\$0	\$91,600
(2) Unclaimed Property Program	\$98,603	\$0	\$98,603	\$0	\$0	\$0	\$0	\$0	\$0	\$0
Total Estimated Expenditures	\$190,203	\$91,600	\$98,603	\$0	\$0	\$0	\$0	\$0	\$0	\$91,600
Total Appropriated	\$190,203	\$91,600	\$98,603	\$0	\$0	\$0	\$0	\$0	\$0	\$91,600
(Under)/Over Expenditures	\$0	\$0	\$0	\$0	\$0	\$0	\$0	\$0	\$0	\$0

Department of Treasury
Schedule 8: Common Policy Summary

Fiscal Year	Total Funds	General Fund	Cash Funds	HUTF	Cash Funds Exempt	Reappropriated Funds	Federal Funds	Medicaid Cash Funds	Medicaid General Fund	Net General Fund
Short-term Disability										
FY 2008-09										
(1) Administration	\$1,417	\$1,417	\$0	\$0	\$0	\$0	\$0	\$0	\$0	\$1,417
(2) Unclaimed Property Program	\$702	\$0	\$702	\$0	\$0	\$0	\$0	\$0	\$0	\$0
Total Expenditures	\$2,119	\$1,417	\$702	\$0	\$0	\$0	\$0	\$0	\$0	\$1,417
Total Appropriated	\$2,119	\$1,417	\$702	\$0	\$0	\$0	\$0	\$0	\$0	\$1,417
(Under)/Over Expenditures	\$0	\$0	\$0	\$0	\$0	\$0	\$0	\$0	\$0	\$0
FY 2009-10										
(1) Administration	\$1,596	\$1,596	\$0	\$0	\$0	\$0	\$0	\$0	\$0	\$1,596
(2) Unclaimed Property Program	\$764	\$0	\$764	\$0	\$0	\$0	\$0	\$0	\$0	\$0
Total Estimated Expenditures	\$2,360	\$1,596	\$764	\$0	\$0	\$0	\$0	\$0	\$0	\$1,596
Total Appropriated	\$2,360	\$1,596	\$764	\$0	\$0	\$0	\$0	\$0	\$0	\$1,596
(Under)/Over Expenditures	\$0	\$0	\$0	\$0	\$0	\$0	\$0	\$0	\$0	\$0
FY 2010-11										
(1) Administration	\$1,794	\$1,794	\$0	\$0	\$0	\$0	\$0	\$0	\$0	\$1,794
(2) Unclaimed Property Program	\$1,044	\$0	\$1,044	\$0	\$0	\$0	\$0	\$0	\$0	\$0
Total Estimated Expenditures	\$2,838	\$1,794	\$1,044	\$0	\$0	\$0	\$0	\$0	\$0	\$1,794
Total Appropriated	\$2,838	\$1,794	\$1,044	\$0	\$0	\$0	\$0	\$0	\$0	\$1,794
(Under)/Over Expenditures	\$0	\$0	\$0	\$0	\$0	\$0	\$0	\$0	\$0	\$0
FY 2011-12 (if there is a change from the base request)										
(1) Administration	\$1,948	\$1,948	\$0	\$0	\$0	\$0	\$0	\$0	\$0	\$1,948
(2) Unclaimed Property Program	\$1,363	\$0	\$1,363	\$0	\$0	\$0	\$0	\$0	\$0	\$0
Total Estimated Expenditures	\$3,311	\$1,948	\$1,363	\$0	\$0	\$0	\$0	\$0	\$0	\$1,948
Total Appropriated	\$3,311	\$1,948	\$1,363	\$0	\$0	\$0	\$0	\$0	\$0	\$1,948
(Under)/Over Expenditures	\$0	\$0	\$0	\$0	\$0	\$0	\$0	\$0	\$0	\$0

Department of Treasury
Schedule 8: Common Policy Summary

Fiscal Year	Total Funds	General Fund	Cash Funds	HUTF	Cash Funds Exempt	Reappropriated Funds	Federal Funds	Medicaid Cash Funds	Medicaid General Fund	Net General Fund
Legal Services										
FY 2008-09										
(1) Administration	\$17,820	\$17,820	\$0	\$0	\$0	\$0	\$0	\$0	\$0	\$17,820
(2) Unclaimed Property Program	\$21,591	\$0	\$21,591	\$0	\$0	\$0	\$0	\$0	\$0	\$0
Total Expenditures	\$39,411	\$17,820	\$21,591	\$0	\$0	\$0	\$0	\$0	\$0	\$17,820
Total Appropriated	\$43,182	\$21,591	\$21,591	\$0	\$0	\$0	\$0	\$0	\$0	\$21,591
(Under)/Over Expenditures	(\$3,771)	(\$3,771)	\$0	\$0	\$0	\$0	\$0	\$0	\$0	(\$3,771)
FY 2009-10										
(1) Administration	\$4,187	\$4,187	\$0	\$0	\$0	\$0	\$0	\$0	\$0	\$4,187
(2) Unclaimed Property Program	\$21,672	\$0	\$21,672	\$0	\$0	\$0	\$0	\$0	\$0	\$0
Total Estimated Expenditures	\$25,859	\$4,187	\$21,672	\$0	\$0	\$0	\$0	\$0	\$0	\$4,187
Total Appropriated	\$43,344	\$21,672	\$21,672	\$0	\$0	\$0	\$0	\$0	\$0	\$21,672
(Under)/Over Expenditures	(\$17,485)	(\$17,485)	\$0	\$0	\$0	\$0	\$0	\$0	\$0	(\$17,485)
FY 2010-11										
(1) Administration	\$21,094	\$21,094	\$0	\$0	\$0	\$0	\$0	\$0	\$0	\$21,094
(2) Unclaimed Property Program	\$21,094	\$0	\$21,094	\$0	\$0	\$0	\$0	\$0	\$0	\$0
Total Estimated Expenditures	\$42,188	\$21,094	\$21,094	\$0	\$0	\$0	\$0	\$0	\$0	\$21,094
Total Appropriated	\$42,188	\$21,094	\$21,094	\$0	\$0	\$0	\$0	\$0	\$0	\$21,094
(Under)/Over Expenditures	\$0	\$0	\$0	\$0	\$0	\$0	\$0	\$0	\$0	\$0
FY 2011-12 (if there is a change from the base request)										
(1) Administration	\$21,131	\$21,131	\$0	\$0	\$0	\$0	\$0	\$0	\$0	\$21,131
(2) Unclaimed Property Program	\$21,131	\$0	\$21,131	\$0	\$0	\$0	\$0	\$0	\$0	\$0
Total Estimated Expenditures	\$42,262	\$21,131	\$21,131	\$0	\$0	\$0	\$0	\$0	\$0	\$21,131
Total Appropriated	\$42,262	\$21,131	\$21,131	\$0	\$0	\$0	\$0	\$0	\$0	\$21,131
(Under)/Over Expenditures	\$0	\$0	\$0	\$0	\$0	\$0	\$0	\$0	\$0	\$0

Department of Treasury
Schedule 8: Common Policy Summary

Fiscal Year	Total Funds	General Fund	Cash Funds	HUTF	Cash Funds Exempt	Reappropriated Funds	Federal Funds	Medicaid Cash Funds	Medicaid General Fund	Net General Fund
TOTALS										
FY 2008-09										
(1) Administration	\$172,111	\$172,111	\$0	\$0	\$0	\$0	\$0	\$0	\$0	\$172,111
(2) Unclaimed Property Program	\$127,207	\$0	\$127,207	\$0	\$0	\$0	\$0	\$0	\$0	\$0
Total Expenditures	\$299,318	\$172,111	\$127,207	\$0	\$0	\$0	\$0	\$0	\$0	\$172,111
Total Appropriated	\$322,723	\$195,516	\$127,207	\$0	\$0	\$0	\$0	\$0	\$0	\$195,516
(Under)/Over Expenditures	(\$23,405)	(\$23,405)	\$0	\$0	\$0	\$0	\$0	\$0	\$0	(\$23,405)
FY 2009-10										
(1) Administration	\$105,426	\$105,426	\$0	\$0	\$0	\$0	\$0	\$0	\$0	\$105,426
(2) Unclaimed Property Program	\$108,087	\$0	\$108,087	\$0	\$0	\$0	\$0	\$0	\$0	\$0
Total Estimated Expenditures	\$213,513	\$105,426	\$108,087	\$0	\$0	\$0	\$0	\$0	\$0	\$105,426
Total Appropriated	\$247,973	\$139,886	\$108,087	\$0	\$0	\$0	\$0	\$0	\$0	\$139,886
(Under)/Over Expenditures	(\$34,460)	(\$34,460)	\$0	\$0	\$0	\$0	\$0	\$0	\$0	(\$34,460)
FY 2010-11										
(1) Administration	\$164,258	\$164,258	\$0	\$0	\$0	\$0	\$0	\$0	\$0	\$164,258
(2) Unclaimed Property Program	\$145,614	\$0	\$145,614	\$0	\$0	\$0	\$0	\$0	\$0	\$0
Total Estimated Expenditures	\$309,872	\$164,258	\$145,614	\$0	\$0	\$0	\$0	\$0	\$0	\$164,258
Total Appropriated	\$309,872	\$164,258	\$145,614	\$0	\$0	\$0	\$0	\$0	\$0	\$164,258
(Under)/Over Expenditures	\$0	\$0	\$0	\$0	\$0	\$0	\$0	\$0	\$0	\$0
FY 2011-12 (if there is a change from the base request)										
(1) Administration	\$170,256	\$170,256	\$0	\$0	\$0	\$0	\$0	\$0	\$0	\$170,256
(2) Unclaimed Property Program	\$159,984	\$0	\$159,984	\$0	\$0	\$0	\$0	\$0	\$0	\$0
Total Estimated Expenditures	\$330,240	\$170,256	\$159,984	\$0	\$0	\$0	\$0	\$0	\$0	\$170,256
Total Appropriated	\$330,240	\$170,256	\$159,984	\$0	\$0	\$0	\$0	\$0	\$0	\$170,256
(Under)/Over Expenditures	\$0	\$0	\$0	\$0	\$0	\$0	\$0	\$0	\$0	\$0

Schedule 9A: Cash Funds Reports

Department of:

FY 2011-12 Budget Request

Fund 406 - AIR Account

42-3-304(18), C.R.S. (2009)

Available Liquid Cash Fund Balance	Actual	Actual	Estimated	Requested	Projected
	FY 2008-09	FY 2009-10	FY 2010-11	FY 2011-12	FY 2012-13
Cash in Beginning Fund Balance ¹	\$3,225,404	\$2,837,377	\$2,230,245	\$1,442,711	\$774,075
Actual / anticipated accounts receivable collections	(\$82,795)	\$2,027	\$0	\$0	\$0
Actual / anticipated fees collections	\$6,740,067	\$6,701,229	\$7,167,784	\$7,336,298	\$7,374,657
Actual / anticipated cash transferred in	\$332,603	\$326,453	\$422,441	\$432,372	\$434,633
Actual / anticipated other noncash assets converted to cash ²	\$0	\$0	\$0	\$0	\$0
Actual / Anticipated Cash Inflow During Fiscal Year	\$6,989,875	\$7,029,709	\$7,590,225	\$7,768,670	\$7,809,290
Actual / appropriated / projected cash expenditures	\$7,413,966	\$7,592,047	\$8,377,759	\$8,437,306	\$8,581,033
Actual / anticipated cash used to pay short-term liabilities	(\$36,064)	\$44,794	\$0	\$0	\$0
Actual / anticipated nonappropriated debit service payments	\$0	\$0	\$0	\$0	\$0
Actual / anticipated nonappropriated loan issuances	\$0	\$0	\$0	\$0	\$0
Actual / anticipated other uses of cash ³	\$0	\$0	\$0	\$0	\$0
Actual / Appropriated Cash Outflow During Fiscal Year	\$7,377,902	\$7,636,841	\$8,377,759	\$8,437,306	\$8,581,033
Available Liquid Fund Balance Prior to New Requests	\$2,837,377	\$2,230,245	\$1,442,711	\$774,075	\$2,332
Decision Item #1 - "Sample A"	N/A	N/A	N/A	\$0	\$0
Decision Item #2 - "Sample B"	N/A	N/A	N/A	\$0	\$0
Change Requests Using Liquid Assets	N/A	N/A	N/A	\$0	\$0
Actual / Anticipated Liquid Fund Balance	\$2,837,377	\$2,230,245	\$1,442,711	\$774,075	\$2,332

1 - Include only cash - exclude all other assets such as, receivables, investments, prepaids, capital assets, accumulated depreciation, and all short-term and long-term liabilities

2 - Includes sales of capital assets, sales of investments, collections of loans, etc.

3 - Includes nonappropriated purchases of capital assets and investments, new prepaid expense recorded, etc.

Fee Levels (if applicable)	Actual	Actual	Estimated	Request	Projected
	FY 2008-09	FY 2009-10	FY 2010-11	FY 2011-12	FY 2012-13
1. \$0.50 Fee	\$2,312,465	\$2,305,787	\$2,309,476	\$2,321,024	\$2,332,629
2. \$1.50 Fee	\$3,232,000	\$3,207,930	\$3,666,909	\$3,816,909	\$3,835,993
3. Inspection Stations	\$259,461	\$255,687	\$265,044	\$278,296	\$292,211
4. Diesel Fees	\$936,141	\$931,825	\$926,355	\$920,069	\$913,824

Schedule 9A: Cash Funds Reports

Department of:
 FY 2011-12 Budget Request
 Fund 406 - AIR Account
 42-3-304(18), C.R.S. (2009)

Cash Fund Reserve Balance ¹	Actual	Actual	Estimated	Request	Projected
	FY 2008-09	FY 2009-10	FY 2010-11	FY 2011-12	FY 2012-13
Uncommitted Fee Reserve Balance (total reserve balance minus exempt assets and previously appropriated funds; calculated based on % of revenue from fees)	\$3,194,760	\$2,658,535	1,362,415	730,993	2,203
Target/Alternative Fee Reserve Balance (amount set in statute or 16.5% of total expenses)	\$1,223,304	\$1,252,688	\$1,382,330	\$1,392,155	\$1,415,870
Excess Uncommitted Fee Reserve Balance	\$1,971,456	\$1,405,847	(\$19,915)	(\$661,162)	(\$1,413,668)
Assessment of Potential for Compliance (check all that apply)	<input type="checkbox"/> Already in Compliance <input type="checkbox"/> Statute Change ² <input type="checkbox"/> Planned Fee Reduction ² <input type="checkbox"/> Planned One-time Expenditure(s) ¹ <input checked="" type="checkbox"/> Planned Ongoing Expenditure(s) ² <input type="checkbox"/> Waiver ³				

1. This section is not required for funds outlined in 24-75-402 (5), C.R.S. (2008)

2. If plan is needed to meet compliance deadline, attach Form 9.B.

3. If pursuing a waiver, attach Form 9.C.

Cash Fund Narrative Information	
Purpose/Background of Fund	Created in 1986, revenues in this fund are used to support the costs of motor vehicle emissions activities. Excess revenues have been used to fund other environmental pollution control programs.
Fee Sources	Fees are set in statute and are collected at the time of vehicle registration.
Non-Fee Sources	Non-fee sources are fines collected and interest earned. These are expected to continue and most recently equaled approximately 4.6% of total revenues.
Long Bill Groups Supported by Fund	Treasury transfers moneys to the Dept of Public Health and Environment and the Dept of Revenue.
Non-appropriated Fund Obligations	N/A
Statutory or Other Restriction on Use of Fund	Treasury acts as a pass-through for moneys collected by the Dept of Revenue. Moneys are transferred up to the amount of the appropriations to the two departments.
Revenue Drivers	Revenues collected are dependent on cars registered each year. Revenue estimates for current and future years are the Dept of Public Health and Environment's estimates.
Expenditure Drivers	Expenditures are based on appropriations made.
Explanation of any Long-term Liability Funding Requirements	N/A

Schedule 9A: Cash Funds Reports

Department of:

FY 2011-12 Budget Request

Fund 406 - AIR Account

42-3-304(18), C.R.S. (2009)

Fund Expenditures Detail	Actual	Actual	Estimated	Request	Projected
	FY 2008-09	FY 2009-10	FY 2010-11	FY 2011-12	FY 2012-13
Division Name					
Dept of Public Health & Environment	\$6,072,507	\$6,257,293	\$6,733,713	\$6,801,050	\$6,937,071
Dept of Revenue	\$1,341,459	\$1,334,754	\$1,644,046	\$1,636,256	\$1,643,962
Decision Item # (*) and Title	N/A	N/A	N/A	\$0	\$0
TOTAL	\$7,413,966	\$7,592,047	\$8,377,759	\$8,437,306	\$8,581,033

Colorado Department of Treasury
 FY 2011-12 Budget Cycle
 FY 2009-10 Divisional Personal Services Detail

(1) ADMINISTRATION

	FY 2008-09		FY 2009-10	
	FTE	Expenditures	FTE	Expenditures
Appropriated Amount Related to Personal Services	16.00	\$1,236,712	16.00	\$1,311,651
Allocation of POTS funding to Division	N/A	\$65,248	N/A	\$0
Total Spending Authority in Division for Personal Services	16.00	\$1,301,960	16.00	\$1,311,651
Full- and Part-Time Employee Expenditures (including Salary Survey and Performance-based Pay)	15.10	\$1,125,163	15.77	\$1,145,856
PERA and Medicare Costs	N/A	\$128,021	N/A	\$124,653
State Temporary Staff	N/A	\$16,660	N/A	\$1,930
Sick and Annual Leave Payouts	-	\$0	-	\$0
Contract Services	N/A	\$0	N/A	\$0
Other Expenditures: <i>Net Payroll Shift</i>	N/A	\$645	N/A	\$3,480
<i>Salary Savings due to Furloughs</i>				<i>(\$33,411)</i>
Total Temporary, Contract, and Other Expenditures	-	\$145,326	-	\$96,652
POTS Expenditures (excluding Salary Survey and Performance-based Pay)	N/A	\$13,928	N/A	\$0
Roll Forwards	N/A	\$0	N/A	\$55,983
Total Expenditures for Division	15.10	\$1,284,417	15.77	\$1,298,491
Amount Under/(Over) Expended	0.90	\$17,543	0.23	\$13,160

Colorado Department of Treasury

FY 2011-12 Budget Cycle

FY 2009-10 Position Detail

(1) ADMINISTRATION; Personal Services

Position Code	Position Type	FTE	FY 2008-09	FTE	FY 2009-10
			Expenditures		Expenditures
	State Treasurer	1.00	\$68,500	1.00	\$68,500
	Deputy State Treasurer	1.00	\$95,424	1.00	\$95,424
H8H3XX	Investment Officer III	1.00	\$110,304	1.00	\$110,304
H8H2XX	Investment Officer II	2.00	\$194,496	2.00	\$194,496
H6G8XX	Management	1.00	\$112,044	1.00	\$112,044
H6G4XX	General Professional IV	1.80	\$137,118	1.77	\$132,696
H8B3XX	Accounting Tech III	2.00	\$85,128	2.00	\$85,128
H8B2XX	Accounting Tech II	0.80	\$26,351	1.00	\$31,740
G3A3XX	Admin Assistant II	0.50	\$17,134	1.00	\$36,999
H8A3XX	Accountant III	2.00	\$160,752	2.00	\$160,613
H8A2XX	Accountant II	1.00	\$65,496	1.00	\$65,496
H8A1XX	Accountant I	1.00	\$52,416	1.00	\$52,416
		0.00	\$0	0.00	\$0
		0.00	\$0	0.00	\$0
		0.00	\$0	0.00	\$0
Total Full and Part-time Employee Expenditures		15.10	\$1,125,163	15.77	\$1,145,856
PERA and Medicare Costs		N/A	\$128,021	N/A	\$124,653
State Temporary Employees		N/A	\$16,660	N/A	\$1,930
Sick and Annual Leave Payouts		0.00	\$0	0.00	\$0
Contract Services		N/A	\$0	N/A	\$0
Other Expenditures: <i>Net Payroll Shift</i>		N/A	\$645	N/A	\$3,480
<i>Salary Savings due to Furloughs</i>		N/A	\$0	N/A	(\$33,411)
Total Temporary, Contract, and Other Expenditures		0.00	\$145,326	0.00	\$96,652
POTS Expenditures (excluding Salary Survey and Performance-based Pay already included above): <i>Non-Base Performance</i>		N/A	\$13,928	N/A	\$0
Roll Forwards		N/A	\$0	N/A	\$55,983
Total Expenditures for Line Item		15.10	\$1,284,417	15.77	\$1,298,491
Total Spending Authority for Line Item		16.00	\$1,301,960	16.00	\$1,311,651
Amount Under/(Over) Expended		0.90	\$17,543	0.23	\$13,160
<p><i>Explanation of Reversion / Overexpenditure: FY 2008-09: One GP IV position is filled at 90% time; and the second GP IV position was filled after 7/1/08. Secondly, the Accounting Tech II took an extended, unpaid maternity leave. Lastly, the Admin Assistant II position was vacant and performed by temporary workers for 6.5 months. FY 2009-10: One GP IV position was filled at 90% time for 8 months and 50% time for 4 months.</i></p>					

Approved Adjustments to FY 2009-10 Appropriation	FTE	Total Funds	FTE	Total Funds
20% of Performance-based Pay Allocation	N/A	\$0	N/A	\$0
Annualization of Furlough Adjustments	0.0	\$0	0.0	\$36,923
Annualization of Supplemental funding for Statewide ARRA administrative cost spending authority	0.0	\$0	0.0	(\$49,939)
Joint Budget Committee Action for 2.5% PERA Contribution Shift Budget Amendment	0.0	\$0	0.0	(\$28,946)
Total Change from FY 2009-10 to FY 2010-11	0.00	\$0	0.00	(\$41,962)
FY 2010-11 Appropriation	0.00	\$0	16.00	\$1,269,689

Colorado Department of Treasury
FY 2011-12 Budget Cycle
FY 2009-10 Object Code Detail

(1) ADMINISTRATION; Operating Expenses

Object Code	Object Code Description	FY 2008-09 Expenditures	FY 2009-10 Expenditures
1920	Personal Svcs - Professional	\$5,943	\$5,943
2230	Equip Maintenance/Repair Svcs	\$172	\$343
2232	IT Software Mntc/Upgrade Svcs	\$8,900	\$8,372
2260	Rental of IT Equip - PCs	\$55,509	\$52,247
2513	In-State Pers Veh Reimbursement	\$163	\$3,590
2530	Out-of-State Travel	\$429	\$0
2531	OS Common Carrier Fares	\$365	\$0
2630	Comm Svcs from Div of Telecom	\$10,090	\$10,101
2631	Comm Svcs from Outside Sources	\$1,763	\$1,123
2660	Insurance, Other than Emp Benefits	\$3,500	\$3,500
2680	Printing/Reproduction Services	\$2,688	\$5,949
2820	Other Purchased Services	\$2,343	\$2,199
3115	Data Processing Supplies	\$936	\$759
3117	Educational Supplies	\$171	\$0
3120	Books/Periodicals/Subscriptions	\$46,217	\$42,194
3121	Office Supplies	\$2,008	\$2,137
3123	Postage	\$3,966	\$4,276
3124	Printing/Copy Supplies	\$65	\$0
3128	Noncapitalized Equipment	\$156	\$0
4100	Other Operating Expenses	\$792	\$536
4140	Dues and Memberships	\$1,736	\$3,360
4220	Registration Fees	\$972	\$0
		\$0	\$0
		\$0	\$0
		\$0	\$0
		\$0	\$0
Total Expenditures Denoted in Object Codes		\$148,884	\$146,629
Transfers		\$0	\$0
Roll Forwards		\$0	\$11,956
Total Expenditures for Line Item		\$148,884	\$158,585
Total Spending Authority for Line Item		\$240,794	\$210,083
Amount Under/(Over) Expended		\$91,910	\$51,498
<i>Explanation of Reversion / Overexpenditure: FY 2008-09: \$37,600 for CyberSecurity unspent; \$8,740 for web programming unspent; \$22,300 for Treasury publications unspent; \$9,285 for BondEdge saved because subscription started late in September; balance of reversion due to miscellaneous spending reductions. FY 2009-10: \$20,545 for CyberSecurity unspent; \$5,000 for web programming unspent; \$7,830 for Treasury publications unspent; \$9,440 additional investment tool costs allocated to note/COP issues; balance of reversion due to continued miscellaneous spending reductions.</i>			
Approved Adjustments to FY 2009-10 Appropriation		Total Funds	Total Funds
Removal of ARRA indirect cost funding		\$0	(\$12,110)
Annualization of _____		\$0	\$0
Decision Item - Non prioritized statewide, mail svcs & equip. upgrade		\$0	(\$124)
Joint Budget Committee Action		\$0	\$0
Joint Budget Committee Action		\$0	\$0
Total Change from FY 2009-10 to FY 2010-11		\$0	(\$12,234)
FY 2010-11 Appropriation		\$0	\$197,849

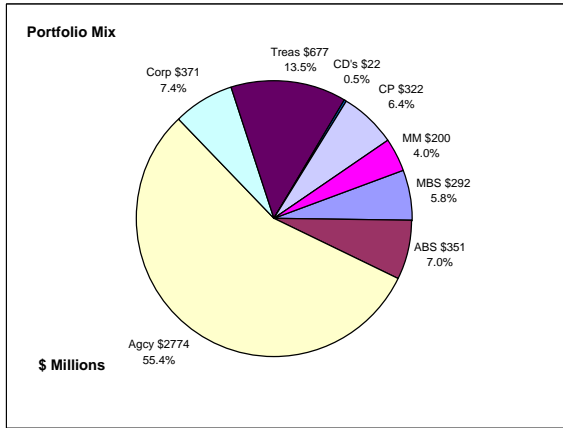
Colorado Department of Treasury
 FY 2011-12 Budget Cycle
 FY 2009-10 Divisional Personal Services Detail

(2) UNCLAIMED PROPERTY

	FY 2008-09		FY 2009-10	
	FTE	Expenditures	FTE	Expenditures
Appropriated Amount Related to Personal Services	13.5	\$713,086	15.5	\$764,923
Allocation of POTS funding to Division	N/A	\$31,253	N/A	\$0
Total Spending Authority in Division for Personal Services	13.5	\$744,339	15.5	\$764,923
Full- and Part-Time Employee Expenditures (including Salary Survey and Performance-based Pay)	9.2	517,511	8.9	511,589
PERA and Medicare Costs	N/A	\$59,774	N/A	\$56,728
State Temporary Staff	N/A	\$137,251	N/A	\$150,755
Sick and Annual Leave Payouts	0.0	\$0	0.0	\$3,608
Contract Services	N/A	\$0	N/A	\$0
Other Expenditures	N/A	\$0	N/A	(\$14,374)
Total Temporary, Contract, and Other Expenditures	0.0	\$197,025	0.0	\$196,717
POTS Expenditures (excluding Salary Survey and Performance-based Pay)	N/A	\$8,875	N/A	\$0
Roll Forwards	N/A	\$0	N/A	\$0
Total Expenditures for Division	9.2	\$723,411	8.9	\$708,306
Amount Under/(Over) Expended	4.3	\$20,928	6.6	\$56,617

Department of Treasury
Responses to Requests for Information
FY 2011-12 Budget Request

Colorado Treasury Pool Combined September 30, 2010



Portfolio Value

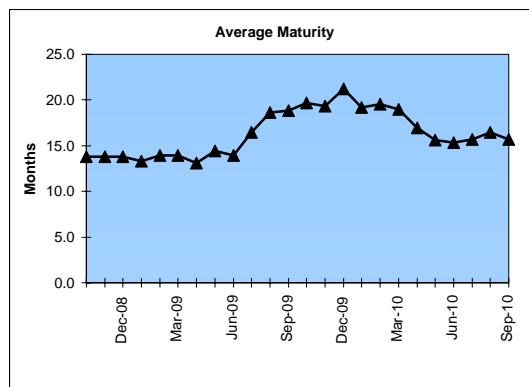
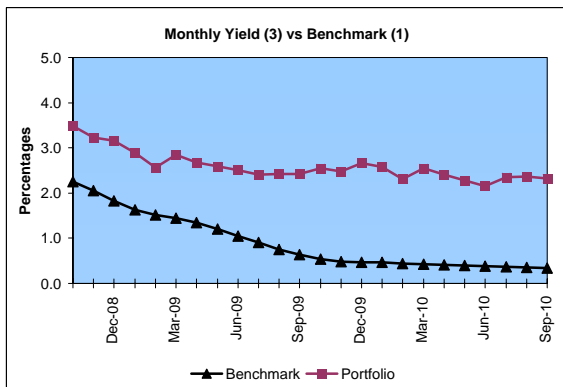
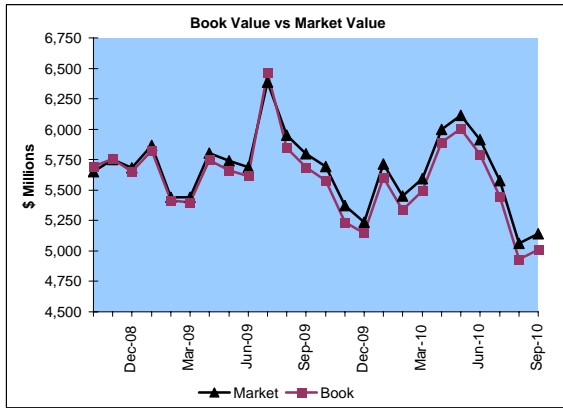
Market Value \$5,139.7 Million
Book Value \$5,008.6 Million

Yield and Average Maturity

Portfolio Book Yield 2.4%
Portfolio Average Maturity 15.7 Months

Portfolio Quality

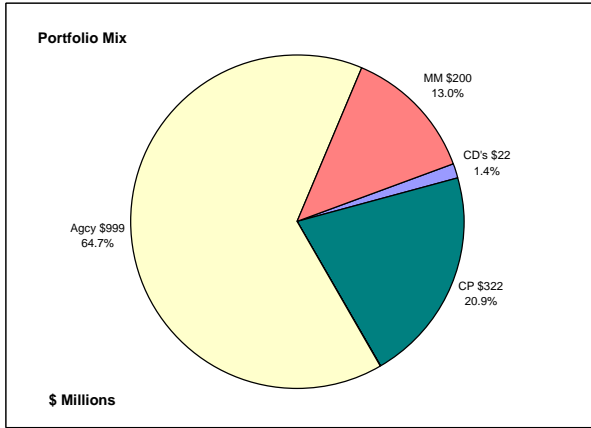
	A1 / P1	AAA	AA	A	BBB	BB	B	Other	Portfolio Percent
Asset Backed		100.0%							7.0%
Corporates		1.1%	43.3%	41.4%	6.2%	4.0%	4.0%		7.4%
Mortgage Securities		100.0%							5.8%
Commercial Paper	100.0%								6.4%
Treasuries		100.0%							13.5%
Federal Agencies		100.0%							55.4%
Certificates of Deposit								100.0%	0.5%
Money Market Funds								100.0%	4.0%
Total Portfolio	6.4%	81.8%	3.2%	3.1%	0.5%	0.3%	0.3%	4.4%	100.0%



	\$ Millions			Performance Benchmarks (2)
	Average Portfolio	Realized Income	Book Yield	
FY '11 YTD	5,272.1	30.9	2.4%	0.3%
Last 12 months	5,557.2	134.2	2.4%	0.3%
FY '10	5,717.7	139.0 ³	2.4%	0.4%
FY '09	5,828.6	177.4	3.0%	1.1%
FY '08	5,835.7	249.9	4.3%	3.1%
FY '07	5,122.0	244.3	4.7%	5.0%
FY '06	4,550.8	182.4	4.0%	4.4%
Avg FY '06-10	5,411.0	198.6	3.7%	2.8%

(1) 12 month moving average of the constant maturity yield on the 1 year Treasury note
(2) 12 month moving average of the constant maturity yield on the 1 year Treasury note at end of period
(3) Excludes \$5.5 million in losses on sale of investments in July 2009.

Colorado Treasury Cash
(0 - 1 year maturities)
September 30, 2010



Portfolio Value

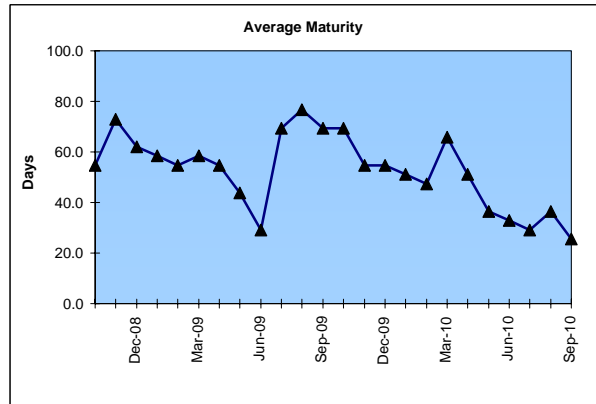
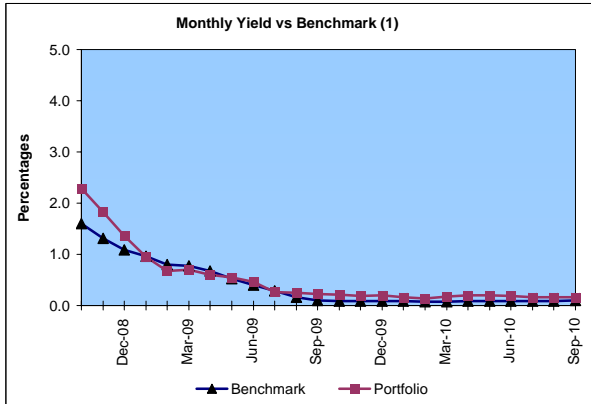
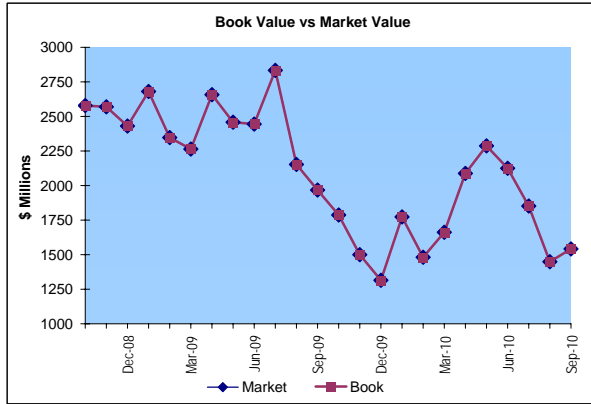
Market Value \$1,542.7 Million
Book Value \$1,542.7 Million

Yield and Average Maturity

Portfolio Book Yield 0.2%
Portfolio Average Maturity 26 Days

Portfolio Quality

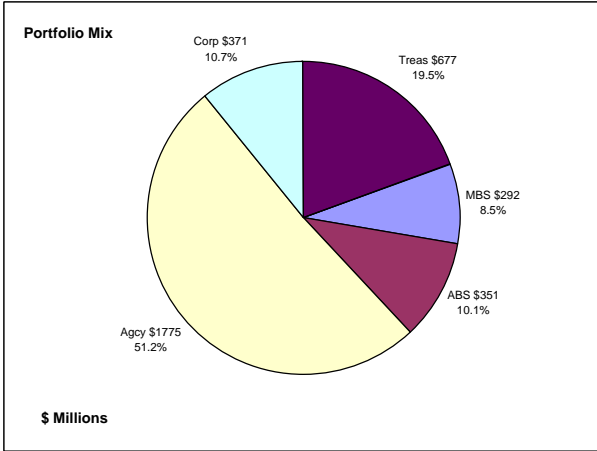
	A1 / P1	AAA	Other	Portfolio Percent
Commercial Paper	100.0%			20.9%
Federal Agencies		100.0%		64.7%
Treasuries				0.0%
Certificates of Deposit			100.0%	1.4%
Money Market Funds			100.0%	13.0%
Total Portfolio	20.9%	64.7%	14.4%	100.0%



	\$ Millions			
	Average Portfolio	Realized Income	Book Yield	Performance Benchmarks (2)
FY '11 YTD	1,739.1	0.7	0.2%	0.1%
Last 12 months	1,849.6	3.3	0.2%	0.1%
FY '10	2,013.9	4.1	0.2%	0.1%
FY '09	2,705.6	39.2	1.4%	0.4%
FY '08	2,895.9	114.9	4.0%	2.6%
FY '07	2,312.0	123.6	5.3%	4.8%
FY '06	1,911.2	79.9	4.2%	4.0%
Avg FY '06-'10	2,367.7	72.3	3.0%	2.4%

(1) 12 month moving average of the 30 day Treasury bill
(2) 12 month moving average of the 30 day Treasury bill at end of period

Colorado Treasury Pool
(1 - 5 year maturities)
September 30, 2010



Portfolio Value

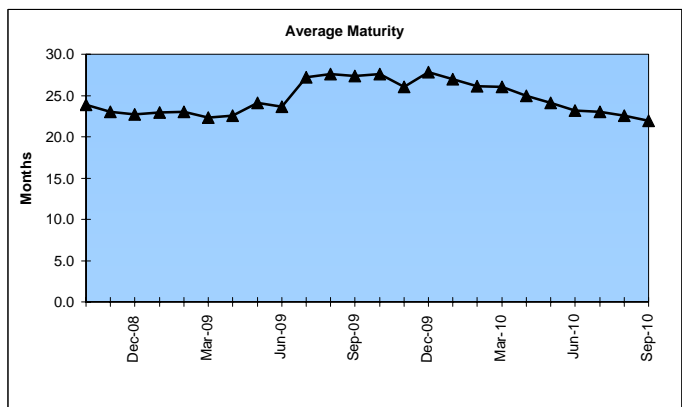
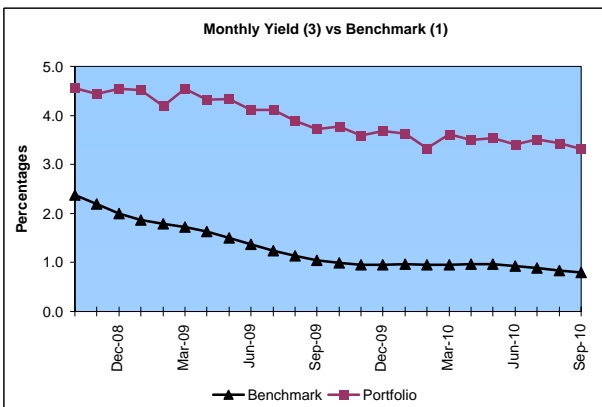
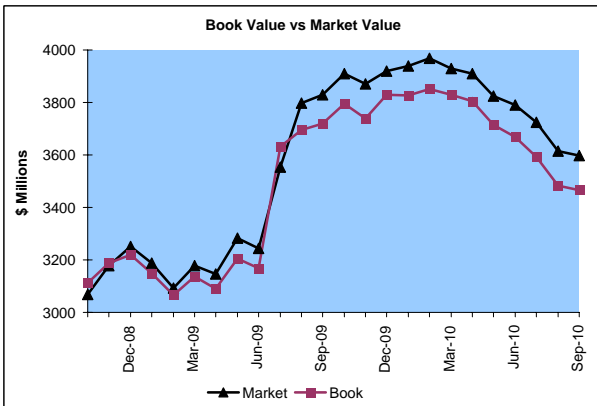
Market Value \$3,597.0 Million
 Book Value \$3,465.9 Million

Yield and Average Maturity

Portfolio Book Yield 3.4%
 Portfolio Average Maturity 22.0 Months

Portfolio Quality

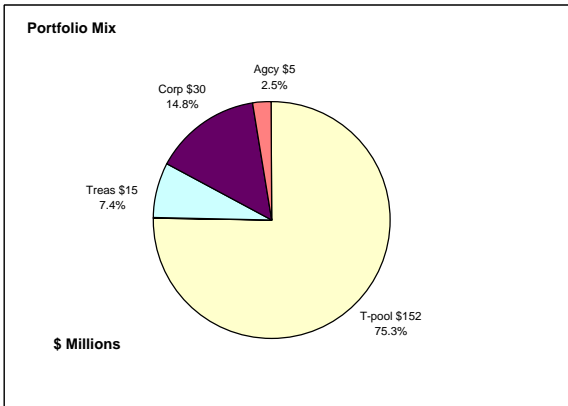
	AAA	AA	A	BBB	BB	B	Other	Portfolio Percent
Asset Backed	100.0%							10.1%
Corporates	1.1%	43.3%	41.4%	6.2%	4.0%	4.0%		10.7%
Mortgage Securities	100.0%							8.5%
Treasuries	100.0%							19.5%
Federal Agencies	100.0%							51.2%
Total Portfolio	89.4%	4.7%	4.4%	0.7%	0.4%	0.4%		100.0%



	\$ Millions			Performance
	Average Portfolio	Realized Income	Book Yield	Benchmarks (2)
FY '11 YTD	3,533.0	30.2	3.4%	0.8%
Last 12 months	3,707.6	130.8	3.5%	0.8%
FY '10	3,703.9	134.9 ³	3.6%	0.9%
FY '09	3,123.0	138.2	4.4%	1.4%
FY '08	2,939.8	134.9	4.6%	3.1%
FY '07	2,810.1	120.6	4.2%	4.8%
FY '06	2,639.7	102.6	3.8%	4.5%
Avg FY '06-'10	3,043.3	126.2	4.1%	2.9%

(1) 12 month moving average of the constant maturity yield on the 2 year Treasury note
 (2) 12 month moving average of the constant maturity yield on the 2 year Treasury note at end of period
 (3) Excludes \$5.5 million in losses on sale of investments in July 2009.

Colorado State Education Fund September 30, 2010



Portfolio Value

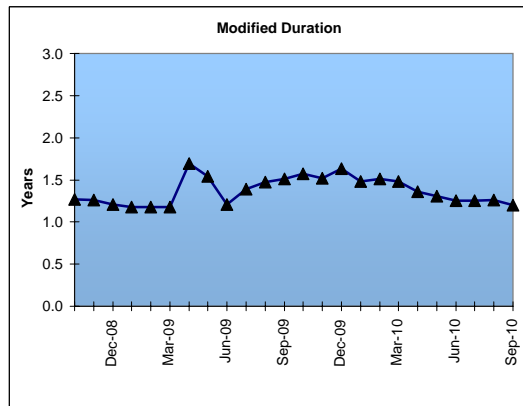
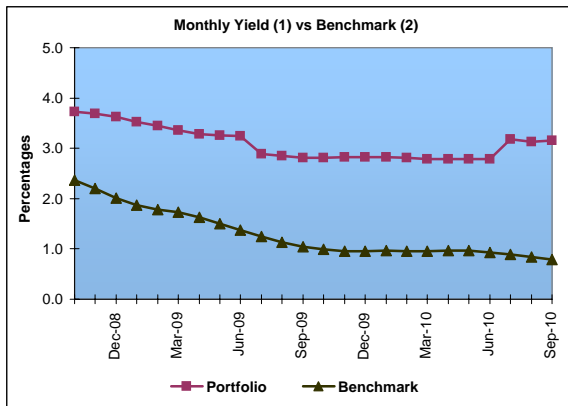
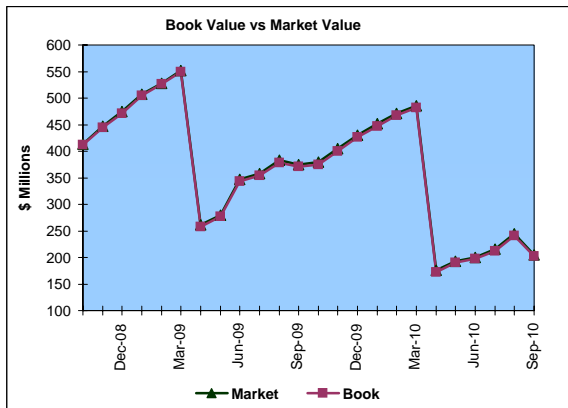
Market Value \$204.9 Million
Book Value \$201.9 Million

Yield and Average Maturity

Portfolio Book Yield 3.2%
Portfolio Average Duration 1.2 Yrs

Portfolio Quality

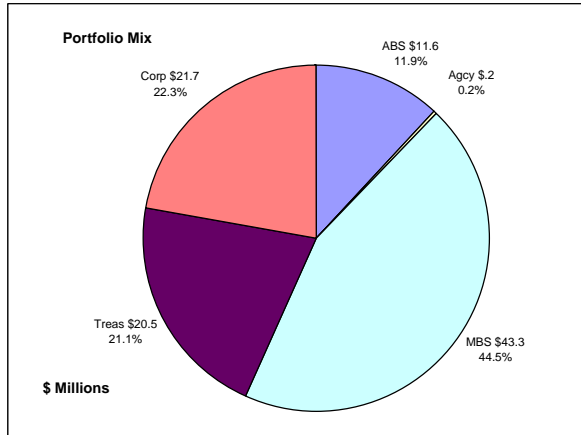
	A1 / P1	AAA	AA	A	BBB	BB	B	Other	Portfolio Percent
Corporates			50.0%	50.0%					14.8%
Treasuries		100.0%							7.4%
Federal Agencies		100.0%							2.5%
T-Pool Combined	6.4%	81.8%	3.2%	3.1%	0.5%	0.3%	0.3%	4.4%	75.3%
Total Portfolio	4.9%	71.4%	9.9%	9.7%	0.4%	0.2%	0.2%	3.3%	100.0%



	\$ Millions			
	Average Portfolio	Realized Income	Book Yield	Performance Benchmarks (3)
FY '11 YTD	195.9	1.6	3.2%	0.8%
Last 12 months	326.7	9.3	2.8%	0.8%
FY '10	365.7	10.2	2.8%	0.9%
FY '09	412.5	13.4	3.2%	1.4%
FY '08	383.2	16.7	4.3%	3.1%
FY '07	272.0	13.4	4.9%	4.8%
FY '06	209.3	9.3	4.5%	4.5%
Avg FY '06-'10	328.5	12.6	3.9%	2.9%

- (1) Does not include State Treasury Pool balances in calculation.
- (2) 12 month moving average of the constant maturity yield on the 2 year Treasury note
- (3) 12 month moving average of the constant maturity yield on the 2 year Treasury note at end of period

Colorado Major Medical Insurance Fund September 30, 2010



Portfolio Value

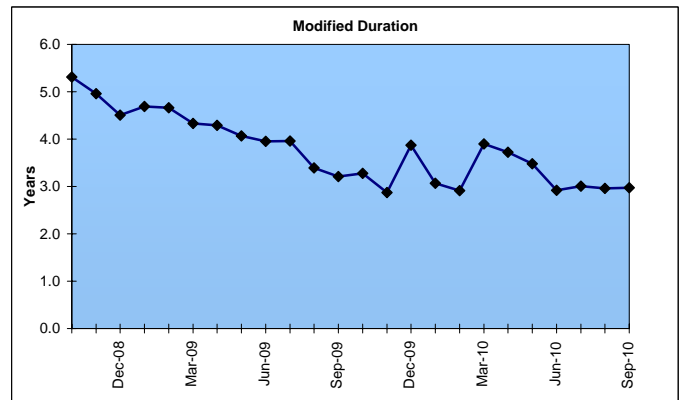
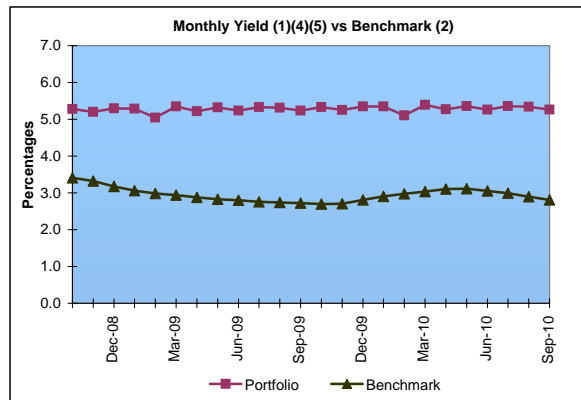
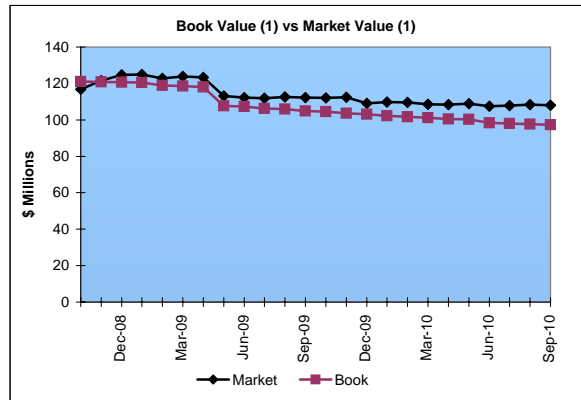
Market Value ⁽¹⁾ \$108.0 Million
Book Value ⁽¹⁾ \$97.3 Million

Yield and Duration

Portfolio Book Yield 4.7%
Portfolio Modified Duration 3.0 Yrs

Portfolio Quality

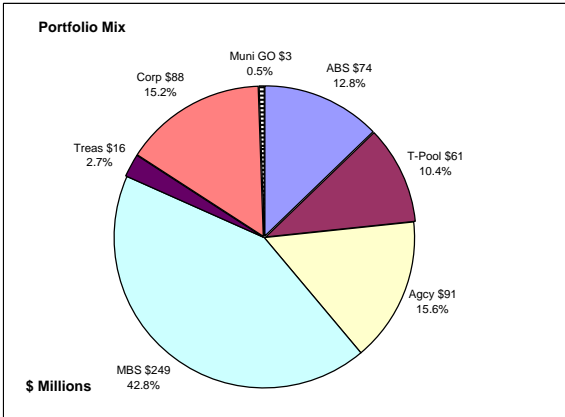
	AAA	AA	A	BBB	BB	Portfolio Percent
Asset Backed	100.0%					11.9%
Corporates	9.2%	27.7%	58.5%	2.3%	2.3%	22.3%
Federal Agencies	100.0%					0.2%
Mortgage Securities	100.0%					44.5%
Treasuries	100.0%					21.1%
Total Portfolio	79.8%	6.2%	13.0%	0.5%	0.5%	100.0%



	\$ Millions		Book Yield	Performance Benchmarks (3)
	Average Portfolio	Realized Income		
FY '11 YTD	121.3	1.4	4.7%	2.8%
Last 12 months	125.3	5.9	4.7%	2.8%
FY '10	126.8	6.0 ⁵	4.7%	3.1%
FY '09	163.0	7.4 ⁴	4.6%	2.8%
FY '08	133.7	6.6	4.9%	3.8%
FY '07	76.2	3.8	5.0%	4.7%
FY '06	49.4	2.3	4.7%	4.5%
Avg FY '06-'10	109.8	5.2	4.8%	3.8%

- (1) Does not include State Treasury Pool balances in calculation.
- (2) 12 month moving average of the constant maturity yield on the 7 year Treasury note
- (3) 12 month moving average of the constant maturity yield on the 7 year Treasury note at end of period
- (4) Excludes \$.4 million in gains on sale of investments in May 2009.
- (5) Excludes \$.2 million in losses on sale of investments in July 2009.

Colorado Public School Permanent Fund
September 30, 2010



Portfolio Value

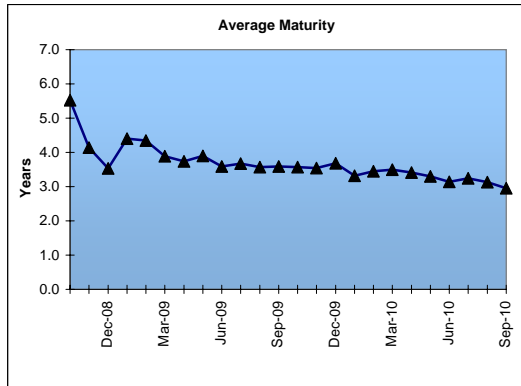
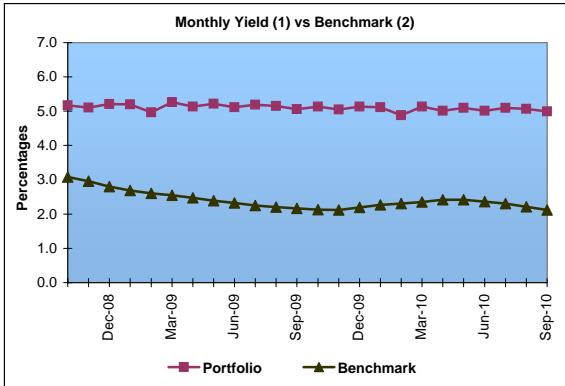
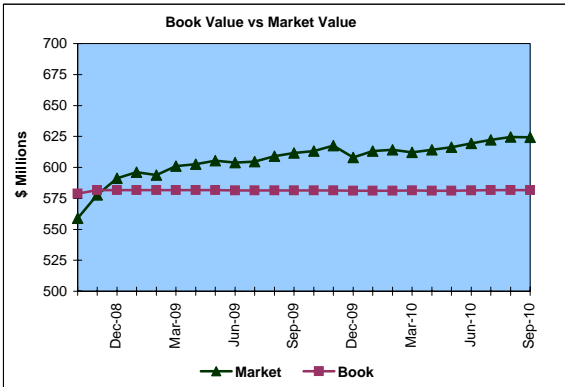
Market Value \$624.3 Million
Book Value \$581.7 Million

Yield and Average Maturity

Portfolio Book Yield 4.8%
Portfolio Average Maturity 3.0 Yrs

Portfolio Quality

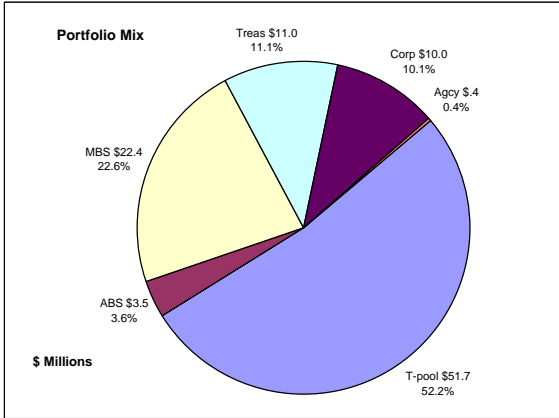
	A1 / P1	AAA	AA	A	BBB	BB	B	Other	Portfolio Percent
Asset Backed		100.0%							12.8%
Corporates		10.2%	59.9%	20.3%	9.6%				15.2%
Mortgage Securities		100.0%	100.0%						42.8%
Treasuries		100.0%							2.7%
Federal Agencies		100.0%							15.6%
Muni GOs			100.0%						0.5%
T-Pool Combined	6.4%	81.8%	3.2%	3.1%	0.5%	0.3%	0.3%	4.4%	10.4%
Total Portfolio	0.7%	84.0%	9.9%	3.4%	1.5%	0.0%	0.0%	0.5%	100.0%



	\$ Millions			
	Average Portfolio	Realized Income	Book Yield	Performance Benchmarks (3)
FY '11 YTD	581.1	7.0	4.8%	2.1%
Last 12 months	580.9	28.2	4.9%	2.1%
FY '10	580.8	28.5	4.9%	2.4%
FY '09	572.4	29.2	5.1%	2.3%
FY '08	519.3	27.1	5.2%	3.6%
FY '07	470.2	24.6	5.2%	4.7%
FY '06	418.7	22.2	5.3%	4.5%
Avg FY '06-'10	512.3	26.3	5.1%	3.5%

- (1) Does not include State Treasury Pool balances in calculation.
- (2) Latest 12 month moving average of the constant maturity yield on the 5 year Treasury note
- (3) Latest 12 month moving average of the constant maturity yield on the 5 year Treasury note at end of period

Unclaimed Property Tourism Fund September 30, 2010



Portfolio Value

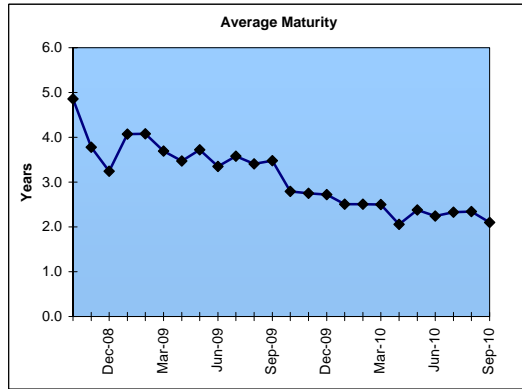
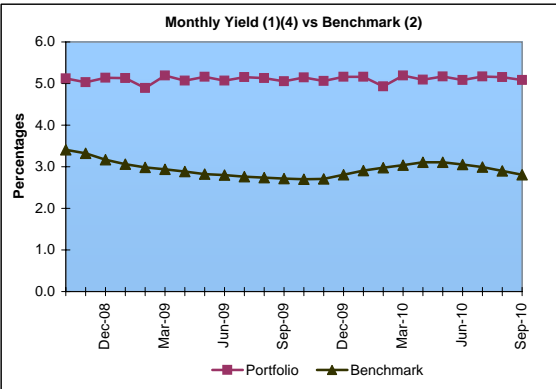
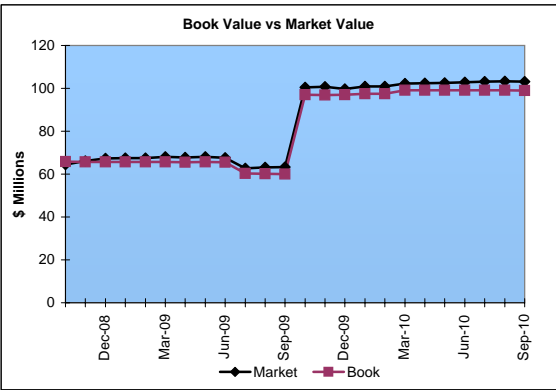
Market Value \$103.1 Million
Book Value \$99.0 Million

Yield and Average Maturity

Portfolio Book Yield 3.6%
Portfolio Average Maturity 2.1 Yrs

Portfolio Quality

	A1 / P1	AAA	AA	A	BBB	BB	B	Other	Portfolio Percent
Asset Backed		100.0%							3.6%
Corporates			25.0%	60.0%	15.0%				10.1%
Federal Agencies		100.0%							0.4%
Mortgage Securities		100.0%							22.6%
Treasuries		100.0%							11.1%
T-Pool Combined	6.4%	81.8%	3.2%	3.1%	0.5%	0.3%	0.3%	4.4%	52.2%
Total Portfolio	3.4%	80.4%	4.2%	7.7%	1.8%	0.1%	0.1%	2.3%	100.0%



	\$ Millions		Book Yield	Performance Benchmarks (3)
	Average Portfolio	Realized Income		
FY '11 YTD	99.2	0.9	3.6%	2.8%
Last 12 months	97.6	3.6	3.7%	2.8%
FY '10	87.9	3.4 ⁴	3.9%	3.1%
FY '09	65.9	3.1	4.8%	2.8%
FY '08	65.7	3.3	5.0%	3.8%
FY '07	64.9	3.3	5.0%	4.7%
FY '06	59.1	2.6	4.5%	4.5%
Avg FY '06-'10	68.7	3.2	4.6%	3.8%

- (1) Does not include State Treasury Pool balances in calculation.
- (2) 12 month moving average of the constant maturity yield on the 7 year Treasury note
- (3) 12 month moving average of the constant maturity yield on the 7 year Treasury note at end of period
- (4) Excludes \$.2 million in losses on sale of investments in July 2009.

Bank Services Contract Expenditures for FY 2009-10 & 2010-11

Vendor	Services Provided	Actual FY 2009-10	Estimated FY 2010-11
CHASE BANK	Bank account services *	\$1,146,662	\$1,147,000
WELLS FARGO	Bank account services *	350,769	351,000
KEY BANK	Lockbox services *	403,936	404,000
JPMORGAN	Securities safekeeping	92,193	92,000
JPMORGAN	Investment management services	56,000	56,000
	SUBTOTAL	\$2,049,560	\$2,050,000
	Earnings Allowances	(126,885)	(130,000)
	TOTAL	\$1,922,675	\$1,920,000

* At this time Treasury has no reason to believe that annual transaction volumes will differ significantly from FY 2009-10 to FY 2010-11.

**School District TRAN Revenues & Expenditures
for FY 2009-10 & 2010-11**

	Actual FY 2009-10	Actual / Estimate FY 2010-11 *
SERIES A Principal	\$255,000,000	
<i>Net Interest Cost</i>	.58%	
SERIES B Principal	\$260,000,000	
<i>Net Interest Cost</i>	.28%	
Total Principal	\$515,000,000	
Total Revenues:		
Premium	\$5,240,000	
Interest Earned	\$648,183	
Total Expenditures:		
Issue Costs	(\$262,101)	
Interest Due	(\$7,214,444)	
General Fund Net (Loss) Gain	(\$1,588,362)	

* A determination as to whether to issue notes in FY 2010-11, and thereafter, is dependent on the results of the November 2010 election because a proposed constitutional amendment may prohibit the issuance of such notes.