

**COLORADO STATE TREASURY**

**BUDGET REQUEST**

**FISCAL YEAR 2010-11**

# COLORADO STATE TREASURY

## FY 2010-11 Budget Request

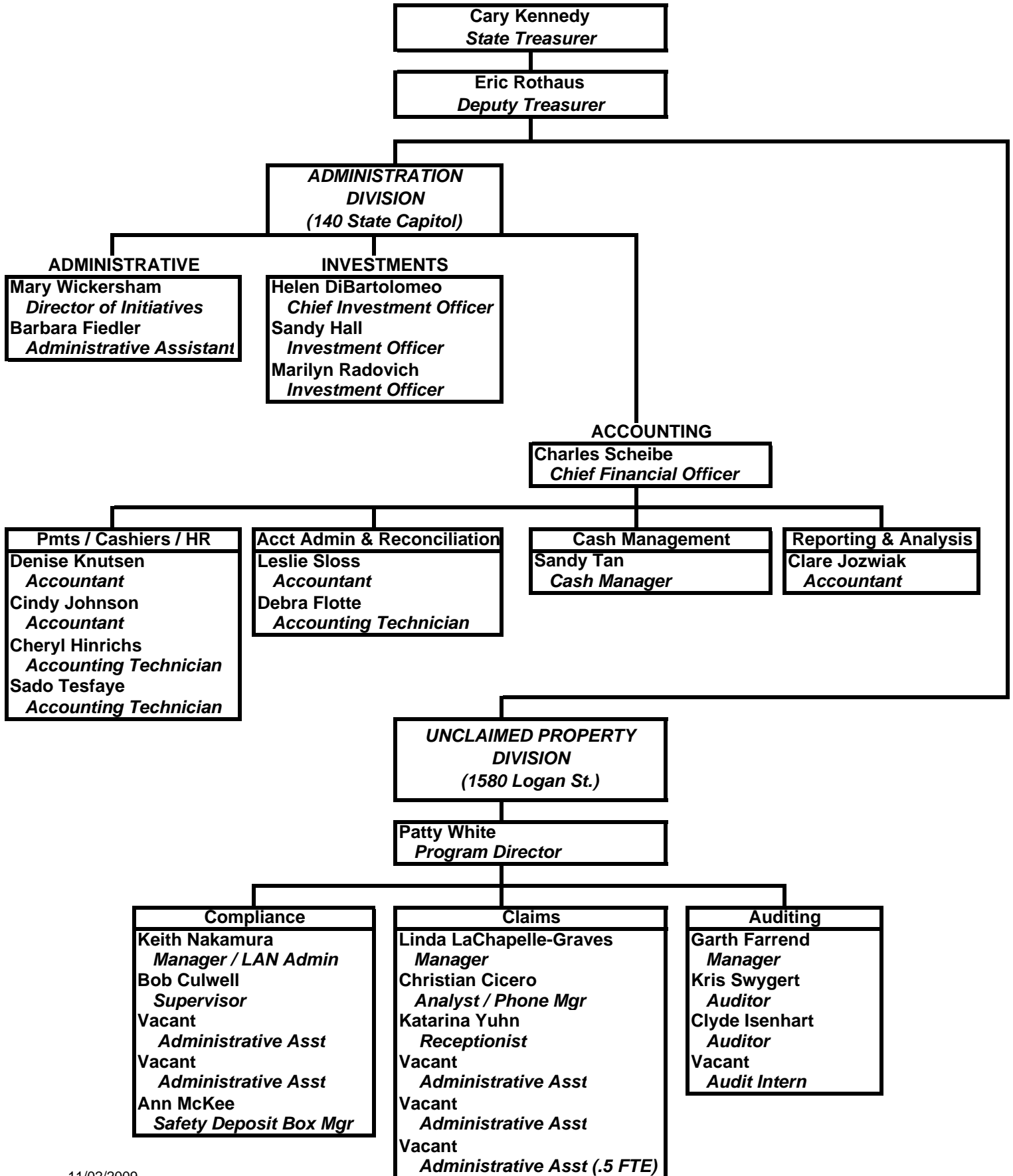
### TABLE OF CONTENTS

<b>Department Description</b> .....	<b>3</b>
ORGANIZATIONAL CHART .....	4
MISSION AND VISION STATEMENTS .....	5
OVERVIEW .....	6
<i>Administration</i> .....	6
Accounting.....	6
Cash Management.....	7
Investments .....	8
<i>Unclaimed Property</i> .....	10
<i>Special Purpose</i> .....	12
Elderly and Military Personnel Property Tax Deferral (County Costs).....	12
Senior Citizen and Disabled Veteran Property Tax Exemption .....	13
CoverColorado.....	13
Highway User Tax Funds .....	14
Fire and Police Pension .....	14
<i>Other Programs</i> .....	15
Charter School Intercept and Moral Obligation Program.....	15
K-12 School District Intercept Program .....	15
Higher Education Intercept Program .....	16
Short-term Note Issuance.....	16
Higher Education Lease Purchase Agreements .....	16
Building Excellent Schools Today (BEST) Lease Purchase Agreements .....	17
CRITICAL ADMINISTRATION PERFORMANCE MEASURES .....	18
KEY ADMINISTRATION WORKLOAD INDICATORS .....	19
SIGNIFICANT ADMINISTRATION ACCOMPLISHMENTS.....	20
CRITICAL UNCLAIMED PROPERTY PERFORMANCE MEASURES .....	22
KEY UNCLAIMED PROPERTY WORKLOAD INDICATORS .....	22
SIGNIFICANT UNCLAIMED PROPERTY ACCOMPLISHMENTS.....	23
<b>Strategic Plan</b> .....	<b>24</b>
<b>Change Requests</b> .....	<b>25</b>
SCHEDULE 10 – SUMMARY OF CHANGE REQUESTS .....	25
SCHEDULE 13 – 3% BASE REDUCTION .....	26

<i>Change Request – 3% Base Reduction</i> .....	27
<b>Line Item Descriptions</b> .....	<b>30</b>
<b>Reconciliations</b> .....	<b>39</b>
ADMINISTRATION .....	39
UNCLAIMED PROPERTY PROGRAM .....	44
SPECIAL PURPOSE.....	46
<b>Schedule 2 – Summary by Long Bill Group</b> .....	<b>48</b>
<b>Schedule 3 – Line Item by Year</b> .....	<b>50</b>
ADMINISTRATION .....	50
UNCLAIMED PROPERTY PROGRAM .....	110
SPECIAL PURPOSE.....	130
<b>Schedule 4 – Source of Funding</b> .....	<b>150</b>
<b>Schedule 5 – Line Item by Statute</b> .....	<b>152</b>
<b>Schedule 6- Special Bills Summary</b> .....	<b>154</b>
<b>Schedule 7 – Supplemental Bills Summary</b> .....	<b>155</b>
<b>Schedule 8 – Common Policy Summary</b> .....	<b>156</b>
<b>Schedule 9 - Cash Funds Report</b> .....	<b>164</b>
<b>Schedule 14 – Position and Object Code Detail Reports</b> .....	<b>167</b>
ADMINISTRATION .....	167
UNCLAIMED PROPERTY .....	170
<b>Responses to Requests for Information</b> .....	<b>173</b>
STATE INVESTMENT REPORTS AS OF 09/30/09.....	174
BANK SERVICES CONTRACT EXPENDITURES .....	181
SCHOOL DISTRICT TRAN REVENUES AND EXPENDITURES .....	182

# Department Description

# DEPARTMENT OF TREASURY



# Mission and Vision Statements

## **MISSION STATEMENT**

*"The Colorado State Treasury is the constitutional custodian of the public's funds. It is the Treasury's duty to manage and account for the citizen's tax dollars from the time they are received until the time they are disbursed. The Treasury's staff is committed to safeguarding and managing the people's monies with the same diligence and care as they do their own."*

*"The mission of the Unclaimed Property Section is to reunite all owners (or heirs) with their unclaimed or abandoned property."*

## **VISION STATEMENT**

*"The Colorado State Treasury staff will continually strive to better serve the citizens of Colorado. Central to this goal is the continued introduction and use of new technologies to provide improved access to services for both citizens and other governmental agencies."*

# Overview

The Treasury Department is organized in three distinct sections: **Administration, Unclaimed Property, and Special Purpose.**

## Administration

The State Treasurer and her staff serve the citizens of Colorado by providing banking and investment services for all funds deposited with the state treasury. As funds are deposited, they are invested in statutorily authorized investments. Simultaneously, the Treasury ensures that sufficient funds are maintained in cash accounts to meet the State's daily cash needs. The income earned on its investments augments the State's revenues from taxes and fees and significantly decreases the tax burden on Colorado's citizens.

## Accounting

On a daily basis, the accounting section records and reconciles all the cash that flows into and out of the State's operating account. The accounting section also manages the disbursement of flow-through funds such as the Highway User's Tax apportionment, Minerals Management funds, and miscellaneous federal funds. Within the Treasury, the accounting staff has significant additional responsibilities. These include:

- Calculation and allocation of monthly investment earnings to funds eligible to earn interest
- Reconciliation of the database of Treasury's investments
- Accounting for and distributing the payments received by the State under the Master Tobacco Settlement Agreement and the Tobacco Tax moneys collected under Amendment 35
- Preparing and managing cash flow estimates for the disclosures required for Treasury's annual Tax and Revenue Anticipation Notes
- Managing the Elderly Property Tax Deferral Program
- Calculating and disbursing payments for the Senior Citizen and Disabled Veteran Property Tax Exemption Program
- Issuing cash flow notes on behalf of those school districts participating in the Treasury's interest free school loan program, including ongoing monitoring of actual vs. projected cash flow information
- Administering the K-12 school district intercept program and the higher education intercept program
- Administering the Charter School Intercept and Moral Obligation Credit Enhancement Program
- Accounting for the investment of custodial funds from state-issued Certificates of Participation deposited with the Treasury

The accounting section also provides cashier services for the State. The cashiers are responsible for daily tracking of all cash receipts, monitoring all the deposits made by other agencies in the State's operating account, updating the State's bank balances throughout the day, and initiating electronic transfers from the State to recipients of state and fiduciary funds. Finally, the Accounting section handles the department's own administrative functions such as budgeting, personnel, payroll, accounts payable, purchasing, and records retention. Treasury does not currently have a dedicated IT staff member; and, therefore, has an agreement with the Department of Personnel and Administration (DPA) to host Treasury's server and to provide desktop support.

### **Cash Management**

Treasury's Cash Manager manages the State's banking service agreements. The State currently maintains agreements with three primary banks; one includes lockbox services where taxpayers' payments and the associated paperwork are processed, another the State's operating account and safekeeping services, and the third covers transactional accounts in remote areas of the State from which deposits are regularly swept to the main operating account. On-going banking efforts include ensuring effective bank services and controls for State agencies, closing unused or redundant bank accounts, opening new accounts or cash management services for State agencies, and assisting with the resolution of any concerns or problems between State agencies and the banks.

In FY 2008-09, the Cash Manager completed a request-for-proposal (RFP) for credit card services for the benefit of State agencies, local governmental entities, and various political subdivisions throughout the State, as well as the University of Colorado (CU) system. The inclusion of the CU system increased the opportunity for volume discounts, reduced overall costs and eliminated the costs of a separate, but duplicative, State merchant services RFP. By consolidating credit card services to citizens into one agreement under the Treasurer, the State obtains significant fee reductions from volume discounts. The RFP requested general credit card processing services.

The Cash Manager is also the State's administrator for the Cash Management Improvement Act (CMIA) agreement with the Federal Government. The CMIA regulates the transfer of federal grant funds among federal and State agencies. CMIA regulations require State agencies to request reimbursement from federal agencies for grant disbursements following a process that minimizes bank balances, avoids negative balances, and eliminates interest earnings. Excess or deficit interest earnings, if any, are calculated each year and paid to the entity with the liability.

The Cash Manager manages the CMIA on behalf of State agencies and is the primary contact for the Federal Management Service. Pursuant to federal regulations she identifies grants to be included in the agreement (those in excess of \$31 million) and calculates State disbursement patterns that are the basis of the reimbursement schedules. She negotiates the annual agreement and prepares the annual report of excess or deficit interest earnings.

Last, the Cash Manager prepares RFPs and negotiates and finalizes the contracts for professional advisors assisting in the Treasury's annual note issuances, and for other services bid out by the Treasury in a given year.



## **Investments**

The Investment section manages several distinct investment portfolios with the primary objectives, in order of importance, legality, safety, liquidity and yield.

The Treasurer's Pooled Funds (TPOOL/TCASH) provide state agencies with the liquidity of a money market fund while normally generating a higher yield than a typical money market fund. Most state funds, including the General Fund, are held in TPOOL/TCASH.

Ongoing statutory changes oblige many enterprises to remit their tax remittances to the Department of Revenue electronically. With electronic remittance, funds are processed more quickly, providing the investment officers with more accurate and timely cash balance information. This improved information allows the investment division to better invest the money on deposit with the Treasury while still maintaining sufficient liquidity to meet the state's obligations.

The Public School Permanent Fund (PSPF) is a constitutionally mandated permanent trust. The principal of the Fund is made up of money earned from the sale of lands and mineral royalties held in the school land trust and overseen by the State Land Board (Public Schools Land Income). Both the principal and interest on this Fund are exempt from the requirements of section 20 article X of the state constitution. A unique feature of this Fund is that the General Assembly must make up any capital losses the Fund may suffer from the General Fund. To minimize the likelihood of such an event, the portfolio is structured to preserve principal and, only then, to maximize income. Several changes were made to the distribution of Public School Lands Income in the 2009 legislative session. Beginning in August 2009, 50% of the gross revenues earned from the lands is credited to the Public School Capital Construction Assistance Fund created in HB 08-1335. In addition, for a portion of FY 2008-09 and all of FY 2009-10, all moneys earned from the trust lands that are not transferred to the Public School Capital Assistance Fund or used for the administration of the State Land Board plus all of the Fund's investment earnings, are transferred to the State Public School Fund, which provides moneys for the School Finance Act. Therefore, during that period, there will not be any deposits into the Permanent Fund.

The Major Medical Insurance Fund (MMIF) is a special fund within the Department of Labor and Employment. The investment portfolio was originally designed to be comprised of money in excess of current needs that was to be held to meet the future medical and indemnity expenses of claimants. Investments in this Fund of approximately \$205 million were liquidated and transferred to the General Fund during FY 2002-03. During FY 2008-09 there was a \$69.5 million transfer to the General Fund as required by SB 09-208. SB 09-37 revised the structure of the MMIF. The new design requires the Director of the Division of Workers Compensation (Division) to set a surcharge rate that enables the Division to meet the anticipated obligations of each fiscal year, as well as maintain a balance to cover one year's claims plus expected administrative costs. \$94 million of the MMIF is currently designated as a component of the State's Emergency Reserve. As of September 30, 2009 this Fund had a cash balance of \$22.5 million, with the par value of investments being \$105.4 million. On March 31, 2010, SB 09-279 will require an additional \$26.5 million transfer of cash to the General Fund. It is currently unknown if it will be necessary to liquidate any investment in order to complete that transfer.

The Tobacco Settlement Trust Fund (TSTF) previously received a portion of settlement payments to the State; however with the passage of HB 04-1421, the balance of the Fund was transferred to the General Fund. Beginning in FY 2005-06, the roughly \$20 million dollars that the original legislation had designated to go to the TSTF each year was transferred directly to the General Fund and appropriated. SB 07-097 repealed that transfer to the General Fund and appropriated those monies to various programs, services, and funds. Consequently, this Fund has a balance of zero.

The Colorado Prepaid Tuition Fund (CPTF) was originally established to provide families with an opportunity to pay in advance for future college education expenses. The investment goal of the Fund was to achieve a rate of return that allows College Assist, the manager of the program, to ensure that it has sufficient funds on hand to meet the college related expenses of those students upon whose behalf it has entered into these prepaid tuition contracts. In February 2003, the Colorado Prepaid Tuition program was closed to new contracts and is currently in a run-off position. Although the funds remain in the custody of the Treasurer, effective July 1 2004, HB 04-1350 gave the board of College Assist sole authority to make investment decisions for the remaining funds. College Assist, at the Treasury's urging, established a policy to defease the CPTF's liabilities through the purchase of a laddered portfolio of fixed income investments. The Treasury assisted College Assist's investment advisor in the execution of this strategy. The defeasance investment program was completed February 11, 2005 and it is currently meeting the remaining obligations of the prepaid tuition program. This program is estimated to end in 2023.

The Colorado State Education Fund (CSEF) was established with the passage of Amendment 23 to the State's constitution in 2000. The amendment requires the diversion of a specified percentage of state income tax revenues collected on income earned on or after December 28, 2000 to the Fund. Moneys may be appropriated only for specified education-related programs. The Treasury's accounting section uses the data provided by Legislative Council to establish a cash flow projection for this Fund. Operating within this projection, the Treasury seeks to maximize the Fund's earnings. Initially this resulted in the development of a unique portfolio of fixed income securities. However, due to the large annual appropriations out of the Fund over the past few years and changes to the timing of disbursements from the Fund, the primary use of the model is to determine if and when any of the remaining long term securities need to be liquidated prior to maturity in order to maintain sufficient liquidity to meet the Fund's commitments. Consequently, the Treasury is not presently making any new long term investments for this Fund. The Treasury manages the Fund with the expectation of continued liquidation of its few remaining long term positions in the next few years. Since the bulk of the disbursements made from this Fund are made to support payments made under the School Finance Act, the cash flows from this Fund can periodically have an impact upon those made from TPOOL/TCASH as well.

The Unclaimed Property Tourism Promotion Trust Fund (UPTF) was established by SB 04-256. The Fund consists of all proceeds collected through the sale of securities in the custody of the State Treasurer as the administrator of Unclaimed Property. The principal of this Fund will only be expended to pay claims and the interest earned from the deposit and investment of the moneys is credited to the Colorado State Fair Authority Cash Fund, the Agriculture Management Fund, and the Colorado Travel and Tourism Promotion Fund. See additional information regarding this Fund in the Unclaimed Property section on page 10.

For each of the portfolios it manages, the Department, in addition to constitutional and statutory guidance, has developed a written investment policy explicitly stating the appropriate goals, investment standards, level of liquidity, degree of credit risk, duration or average life, and other performance measures. The Treasurer has also established an investment advisory committee incorporating private sector investment professionals, and a representative of each of the agencies for which the Fund is managed to assist her in developing these policies.

A critical aspect of the implementation of these policies and the daily functioning of the investment section is the use of an online data and analytical system (Bloomberg). The Bloomberg System assists the investment managers in identifying and analyzing specific investments for either purchase or sale. Absent access to the Bloomberg System and subscriptions to credit services and an electronic trading system, the Investment section's capacity to meet its constitutional, statutory and policy objectives would be severely limited.

In FY 2008-09 Treasury added another critical investment tool, BondEdge. BondEdge is a software package consisting of analytical and database modules which provide the investment officers with comprehensive fixed income portfolio analytics. The system simulates various market environments to forecast performance results and respond to reporting demands.

The State's Time Deposit Program places monies in eligible public depositories on a weekly basis. The Certificate of Deposit (CD) rates are set by Treasury, and the collateralization of the deposits is administered by the Public Deposit Protection Act (PDPA) section of the Division of Banking. The Treasury issues a 3-month, 6-month and 1-year CD each week. Participation in the Time Deposit Program is predominantly by community banks on the eastern plains and western slope.

## **Unclaimed Property**

The Unclaimed Property program was established in 1987 by HB 87-1376 to locate owners of dormant or abandoned property and return their property to them. The law was expanded subsequently to include all types of companies and business entities, except racetracks, capital credits from Rural Electric Cooperatives, and, with the passage of SB 04-108, to exempt gaming chips or tokens issued or sold by a licensed gaming establishment. The law also covers public institutions, including courts, municipalities, most governmental subdivisions/agencies, public corporations or authorities, non-profit entities, hospitals, utilities, estates, trusts, or any other legal or commercial entity. Since the Division's efforts to encourage companies to submit their unclaimed property reports electronically had been so successful, it took the next step and promulgated a rule in March 2007 to require all companies that have 20 or more items to report to submit the report electronically. In FY 2007-08, the number of companies reporting electronically increased more than 60% over FY 2006-07. The Division is able to accept encrypted reports on its website and the number of reports being received in that manner has shown a significant increase. Currently 100 percent of non-state holders with 20 or more items report electronically; and the division continues to work with state agencies on reporting in this prescribed format.

The Unclaimed Property Division also includes a small audit section that is charged with ensuring holder compliance with the reporting requirement. This section participates in seminars to educate citizens and businesses about the Unclaimed Property Act and the related compliance responsibilities. The Division held or participated in 5 seminars and other outreach programs throughout the state in FY 2008-09. In addition to field audits where the auditors conduct onsite audits, the audit section conducts "Desk Audits". The Desk Audit Program is designed to improve unclaimed property compliance by contacting non-compliant companies and providing them with information about the Colorado Unclaimed Property Program. Businesses are contacted by telephone, letter and questionnaire and are encouraged to review their records for potential unclaimed property. The auditors then assist the business with reporting their unclaimed property. In FY 2008-09 the Desk Audit Program placed special emphasis on non-reporting dental practices, title companies, private colleges, food distributors, hi-tech companies, apartment and homeowner association managers, and fast food restaurants (McDonalds, Burger King and Wendys). Desk audit collections increased from \$357,662 in FY 2007-08 to \$1,360,150 in FY 2008-09. All of these factors have contributed to a significant increase each year in holder reporting since FY 2003-04.

Since the program's inception the Treasury has returned more than \$200 million to citizens. Colorado businesses typically identify millions of dollars worth of unclaimed property during the reporting process. In many cases these businesses contact the property holders directly and return the money directly to them rather than transferring it to the Treasury. Due to these dual efforts, more than half a million owners or their heirs have received unclaimed property since the program began.

In FY 2008-09, the Unclaimed Property section returned over \$25.5 million to 18,248 rightful owners or their heirs, a 41% increase over the 12,953 owners who were paid in FY 2007-08. This is, largely, due to the fact that the Treasurer and the division aggressively publicize the program to ensure that citizens learn of its existence and check to see if property is being held on their behalf. The division has solicited articles and future stories about missing owners to encourage citizens to check the list for their name or the names of relatives. The continued improvement of the website and email service has substantially decreased the claim processing time by providing the ability to receive direct answers to questions on a claim and not have to wait a week for mail responses. The division continues to refine the electronic service for claimants through the Statewide Internet Portal Authority. This service allows citizens to search the unclaimed property database and to directly download a claim form to complete and submit. Along with the hardcopy claims received, more than 55,000 claims were filed online in FY 2008-09, leading to an unprecedented total of 67,240 claims being filed and processed in the Division. In addition, a claimant may inquire online as to the status of his claim. This application dramatically pares down the time it takes from the date a potential claimant starts the process to payment. The success of all these efforts is a constant increase in citizen inquiries and claims. Inquiries to the Department increased by nearly 80%, growing from approximately 77,000 inquiries in FY 2007-08 to approximately 138,000 inquiries in FY 2008-09. During the current fiscal year the Treasury anticipates trying several new approaches to complement its traditional annual publication. These include television and radio advertising coordinated with the annual publication of the list of names.

SB 04-256 requires the Treasurer to sell unclaimed securities of Colorado citizens held by a third party. Therefore, in FY 2004-05 Treasury began the liquidation process and deposited money into the Trust Fund. More than \$51 million from the first two sales of securities was deposited into the newly created Unclaimed Property Tourism Promotion Trust Fund in FY 2004-05. Additional funds totaling approximately \$8 million were deposited into the Unclaimed Property Tourism Promotion Trust Fund in September 2005 and approximately another \$5 million was deposited in September 2006. The FY 2008-09 sale was postponed because of the turbulent fiscal conditions, however, the FY 2009-10 sale of securities was completed in September/October 2009 and over \$38 million was collected.

The Department's Investment Section manages the Unclaimed Property Tourism Promotion Trust Fund as a separate account. Beginning in February 2009, HB 08-1399 established a new distribution pattern for the interest earned on the Fund. The new allocation of the interest earned is as follows: 1) 25% to the Colorado State Fair Authority Cash Fund; 2) 65% to the Agriculture Management Fund; and 3) 10% to the Colorado Travel and Tourism Promotion Fund.

In FY 2005-06, the division was able to implement the provisions of HB 05-1044. This bill directs the Treasury to review all approved claims that exceed \$600.00 for possible interception to satisfy specified outstanding fees, fines or child support obligations. The division routinely checks these claims against lists submitted by Judicial, the Department of Revenue (DOR), and the Department of Human Services (DHS). The Unclaimed Property Division has turned over "Intercepted" funds as follows: Judicial \$67,788.42; DHS \$32,280.90; and DOR \$39,659.85.

Throughout the year, the Unclaimed Property Division also receives and processes unclaimed safe deposit boxes. In FY 2008-09 the total number of safe deposit items reported was 2,354. Other FY 2008-09 statistics: 979 items inventoried, 122 items returned, and 124 items sold at auction for a total of \$22,908.

## **Special Purpose**

The special purpose programs include the Elderly Property Tax Program, the Senior Citizen and Disabled Veteran Property Tax Exemption Program, CoverColorado, Highway Users Tax Funds, and the Fire and Police Pension Fund.

### **Elderly and Military Personnel Property Tax Deferral (County Costs)**

This program provides loans to pay the property taxes for qualified Colorado citizens who make application. HB 02-1241 changed the funding of this program from a General Fund appropriation to an investment as a loan to the taxpayer. Liens are placed on the property and interest is calculated annually. The interest rate floats with the 10 year Treasury note, changing each year in February. The current rate is set at 3.75%. There are no limits to the number of applications the Department may receive; and there are limited eligibility requirements. As of June 30, 2009, Treasury has 506 participants in the program.

The Treasury uses an Access database to manage this program. Additionally, Treasury uses an annual self-verification process to monitor existing participants thus ensuring their continued eligibility for the program. Also, in conjunction with Central Collections, the Department aggressively pursues delinquent accounts.

### **Senior Citizen and Disabled Veteran Property Tax Exemption**

Created by the passage of Referendum A, which was approved by the voters in November of 2000, and HB 01-1224, this program originally exempted one-half of the first \$200,000 of a home's value from property taxation for citizens over the age of 65 who have lived in their current homes for at least 10 years. It also applies to surviving spouses of qualified taxpayers and qualified disabled veterans. The first payment to counties was made in April of 2003. The Treasury, in conjunction with the Department of Local Affairs has developed and maintains an extensive database for the program to ensure that distributions are correctly calculated and disbursed.

Language in Referendum A gave the legislature the authority to lower the amount of assessed residential property that may be exempted from taxes. Due to the State budget shortfall, SB 03-265 was enacted to decrease this amount to zero for tax years after January 1, 2003 but before January 1, 2006. Consequently no payments were made for FY 2003-04 through FY 2005-06. This same bill reinstated the exemption to one-half of the first \$200,000 beginning with FY 2006-07. The Treasury made \$79.8 million in payments to counties in FY 2007-08; and \$85.6 million in FY 2008-09. However, again due to a State budget shortfall, SB 09-276 was enacted for the 2009 property tax year, reducing the amount of assessed residential property that may be exempted from taxes by a qualifying senior from \$200,000 to \$0. Consequently no payments will be made for FY 2009-10.

Referendum E, approved during the 2006 general election, allows the senior homestead exemption to be extended to veterans who have a service-connected disability that has been rated as 100% permanent. To implement this exemption, HB 07-1251 was enacted. Information provided by the Department of Military and Veterans Affairs estimates that over 2,200 disabled veterans will qualify for this property tax exemption.

### **CoverColorado**

This is a non-profit organization providing individual, major-medical health insurance to eligible Colorado residents who are denied access to health insurance due to preexisting chronic medical conditions. CoverColorado currently receives funding from the principal and interest in the Unclaimed Property Trust Fund (UPTF), from insurance premiums paid by participants, and from assessments on insurers. The amount of the annual subsidy from the UPTF is based upon a statutorily required actuarial analysis. The amount available for transfer to CoverColorado is determined after reserving an amount for future claims through the Unclaimed Property Division and for the operations of that program. HB 08-1390 altered the funding mechanism by adding an assessment on insurers and thus reducing the amount to be transferred from the UPTF. As of January 1, 2009, 50% of the funding for CoverColorado comes from insurance premiums paid by participants, 25% comes from an assessment on insurers, and 25% comes from the UPTF. In FY 2008-09, the UPTF transferred \$31.2 million to CoverColorado. HB 08-1390 also put in place a task force to study long term funding for the program. Results from the task force were reported to the General Assembly in March 2009; the task force's report can be found on the CoverColorado website at <https://www.covercolorado.org/>.

### **Highway User Tax Funds**

The annual calculation, allocation and distribution of Highway User Tax Funds (HUTF) to Colorado counties and municipalities, and the Department of Transportation are responsibilities of the Treasury. Estimates for future HUTF disbursements are based on historical increases as well as information from the Legislative Council Office.

On March 2, 2009, the Funding Advancements for Surface Transportation and Economic Recovery (FASTER) bill was signed into law (SB 09-108). The legislation generates increased revenues for statewide transportation improvements. Revenues generated from the Road Safety Surcharge, Oversize/Overweight Surcharge, Rental Car Surcharges, and late vehicle registration fees are credited to the HUTF and distributed per statute to the Department of Transportation, counties, and municipalities.

### **Fire and Police Pension**

Although previously suspended, in FY 2005-06, statute had reinstated an annual payment to FPPA to subsidize the unfunded liability in its "Old Hire" pension plans. The General Assembly appropriated \$25.3 million in FY 2005-06 and \$34.8 million in both FY 2006-07 and FY 2007-08. However, due to the State budget shortfall, SB 09-227 was enacted, eliminating the annual contribution to FPPA for FY 2008-09 through FY 2010-11. This same bill reinstates the annual contribution beginning in FY 2011-12, and extends such contribution through FY 2014-15.

## Other Programs

### **Charter School Intercept and Moral Obligation Program**

C.R.S. 22-30.5-406 allows a charter school entitled to receive moneys from the State to request that the State Treasurer make direct payments of principal and interest on capital construction bonds on its behalf. The Treasury withholds the moneys needed to make these payments from the monthly equalization payments to the Charter Authorizer (the school district in which the charter school is located or the State Charter School Institute). The Treasurer will only perform an intercept for a charter school that receives sufficient state equalization money to cover the entire annual amount of the principal and interest payments. This program enhances the charter school's ability to obtain favorable financing terms on its bonds. As of June 30, 2009, Treasury had 47 participants in the intercept program.

In addition to this intercept program the Treasury oversees a complementary program: the "Moral Obligation Program." This program enhances the credit of a "qualified charter school." A qualified charter school is one that has obtained an investment grade credit rating on a "stand alone" basis. The enhancement enables these qualified schools to obtain more favorable financing terms on their capital construction bonds. The program is funded from a separate source of moneys from which the Treasury would make bond payments in the case of a default by a charter school. C.R.S. 22-30.5-407 created the State Charter School Interest Savings Account within the State Charter School Debt Reserve Fund. Each qualified charter school allowed into this program annually pays ten basis points of the principal amount of bonds outstanding into this fund. At June 30, 2009, the fund had a balance of \$1,404,484. In the event that a default occurs that exhausts the balance in the fund, as well as the \$1 million appropriated in FY 2002-03 from the State Education Fund, the statute directs the Governor to notify the General Assembly so that it may consider whether to appropriate funds to pay off the bonds. This last element is the "moral obligation" aspect of the program. Failure by the State to make such an appropriation could have a substantial negative effect on the State's credit and almost certainly interfere with its ability to issue certificates of participation. The statutory cap of the outstanding par value of the bonds issued by charter schools under this program was legislatively increased from \$200 million to \$400 million in 2006. As of June 30, 2009, the outstanding par value of the bonds issued under the moral obligation program was \$350.9 million.

### **K-12 School District Intercept Program**

The program created in C.R.S. 22-41-110 requires the Treasurer to make timely payments of principal and interest on school district bonds if the district is unable to do so. If the Treasurer makes such a payment, she shall recover the amount forwarded by withholding amounts from the school district's payments of the State's share of the district's total program funding and/or from school district property tax and specific ownership tax revenues. With this security in place, school districts across the State have been able to receive greatly enhanced ratings on their bond issues. The program, created in 1991, automatically covers all school districts except those which have expressly opted out of the program. Since the program's inception, Treasury has never made a bond payment on behalf of a school district. As of June 30, 2009, there were 137 school districts participating and the outstanding par value of the bonds issued under the school district intercept program was approximately \$7.9 billion.



### **Higher Education Intercept Program**

Based on the success of the State's school district intercept program explained above, in 2008 the legislature created a parallel program for revenue bonds issued by Colorado state-supported institutions of higher education (SB 08-245 codified as C.R.S. 23-5-139). In this program, the Treasurer is required to make timely payments of principal and interest on revenue bonds issued by qualified state-supported institutions of higher education if the institution is unable to do so. If the Treasurer makes such a payment, she shall recover the amount forwarded by withholding amounts from the institution's payments of the State's fee-for-service contract with the institution, from any other State support for the institution, and from any unpledged tuition moneys collected by the institution. With this security in place, the State's public institutions of higher education should be able to receive greatly enhanced ratings on their bond issues. Unlike the school district program, institution bonds must meet certain qualifications to be covered by the program: 1) at the time of issuance, the maximum total annual debt service payments of the revenue bond issue and any other bonds to which this section applies issued by the same institution are one hundred percent or less of the institution's prior year fee-for-service contract revenue; and 2) the institution must have pledged certain other institution revenues to the bond holders. As of June 30, 2009, there were five institutions of higher education participating and the outstanding par value of the bonds issued under the higher education intercept program was approximately \$152.6 million. To date, the estimated present value savings from the program to the participating institutions of higher education is more than \$11 million.

### **Short-term Note Issuance**

In July 2009, the Treasury issued \$650 million in tax and revenue anticipation notes. The notes mature in June 2010. Due to the highly irregular flows of revenues in to the state, this financing provides funds to meet the state's liquidity needs in months when the state's general fund experiences a deficit. Interest on the notes and their costs of issuance are paid from investment earnings and premium.

The Treasury also issued \$255 million in notes on behalf of the State of Colorado Education Loan Program to fund cash flow shortages in school districts. An additional issuance of approximately \$300 million for this program will occur in December. The repayment of these notes is from the property tax collections of the participating local school districts.

### **Higher Education Lease Purchase Agreements**

In 2008, SB 08-233 was signed into law (codified as C.R.S. 23-1-106.3). This legislation authorizes the Treasurer to execute lease purchase agreements on behalf of the State for certain capital projects at state-supported institutions of higher education as specified in HJR 08-1042. The legislation sets the term of maturity and maximum annual lease payment amounts. The repayment source for these transactions is the Higher Education Federal Mineral Lease Revenues Fund created in SB 08-218. SB 08-233 also specifies that the Treasurer will make an annual determination of the sufficiency of money in the Higher Education Federal Mineral Lease Revenues Fund for entering into additional lease purchase agreements in subsequent years. On November 6, 2008 the Treasurer issued \$230.8 million in Certificates of Participation. The proceeds of the certificates are being used to fund twelve projects at institutions of higher education from the legislative resolution (HJR 08-1042 projects 1-11 plus project 13).

### **Building Excellent Schools Today (BEST) Lease Purchase Agreements**

In 2008, HB 08-1335 (the BEST Act) was signed into law (codified as C.R.S. 22-43.7-101 et. seq.). This legislation authorizes the Treasurer to execute lease purchase agreements on behalf of the State for certain kindergarten through twelfth grade (K-12) public school capital projects. The legislation allows the newly created Public School Capital Construction Assistance Board to recommend projects to be funded through these lease purchase agreements with annual lease payments that do not exceed, in total, \$20 million in FY 2008-09, \$40 million in FY 2009-10, \$60 million in FY 2010-11 and \$80 million in FY 2011-12 and any year thereafter. Of this amount, the State is responsible for funding lease payments not to exceed half the total. School districts, charter schools or Boards of Cooperative Educational Services (BOCES) will provide "matching" amounts to make any additional lease payments up to the total. The Treasurer will make lease payments from the newly created Public School Capital Construction Assistance Fund, which receives moneys from school trust lands and from the Colorado Lottery. On August 12, 2009 the Treasurer issued \$87.1 million in Certificates of Participation Qualified School Construction Bonds. The proceeds will fund projects in three school districts that were approved by the Board. As of November 1, 2009, 64 school districts, 6 charter schools, 1 BOCES, and the Colorado School for the Deaf and Blind have been approved to receive BEST funding.

## Critical Administration Performance Measures

Performance Measure	Outcome	FY 06-07 Actual	FY 07-08 Actual	FY 08-09 Actual
Income earned on all funds *	Benchmark	Meet Benchmark	Meet Benchmark	Meet Benchmark
	Actual	Exceeded Benchmark by 60 basis Points	Exceeded Benchmark by 140 basis Points	Exceeded Benchmark by 220 basis Points
Federal Mgmt Service payments to the State **	Benchmark	\$0	\$0	\$0
	Actual	\$162	\$51	\$2,238

\* This is a weighted average calculation for the five Treasury-managed funds: Treasury Pool, Major Medical Insurance Fund, Public School Permanent Fund, State Education Fund, and Unclaimed Property Tourism Fund.

\*\* This relates to the Cash Management Improvement Act agreement as explained in the "Cash Management" section of this document beginning on page 7.

## Key Administration Workload Indicators

Workload Indicators	FY 06-07 Actual	FY 07-08 Actual	FY 08-09 Actual
Number of Treasury Pool investment purchases / Average dollar amount per purchase	570 / \$25.5 million	580 / \$29.1 million	508 / \$24.7 million
Number of HUTF payments produced	3,937 EFT pymts / 40 warrants	3,895 EFT pymts / 24 warrants	3,937 EFT pymts / 24 warrants
Number of deferred property applications processed	293	379	391
Number of participants in charter intercept program (Number of these in "moral obligation" program)	33 (21)	41 (24)	47 (26)
Number of school districts participating in interest free loan program	16	19	22
Number of cash-related documents processed ***	1,380,533	1,407,484	1,336,184
Number of checks encoded / Dollar amount of checks encoded	508,357 / \$600.8 million	492,894 / \$640.5 million	436,864 / \$714.4 million
Dollar amount of electronic deposits accounted for	\$18.6 billion	\$20.4 billion	\$20.5 billion

\*\*\* Agencies with an interest-eligible fund are charged a transaction fee by Treasury based on the number of documents processed for that fund each year.

# Significant Administration Accomplishments

## **To accelerate receipt of all funds coming into the Treasury Department**

- 1.1.1 Continued to train other agency personnel on alternative cash concentration procedures such as the use of Internet based bank transfers to quickly and efficiently move money to State's main operating account.
- 1.1.2 Continued to research and evaluate potential means to electronically transmit bank deposits seeking ones that meet the appropriate standards of accuracy, ease of use, and cost effectiveness deposits.

## **To conservatively and safely invest the portfolios to preserve principal and consistently provide income**

- 1.2.1 Earned \$217 million in interest income for all funds managed.
- 1.2.2 No investments in default or nonpaying status.
- 1.2.3 Terminated the State securities lending program in December 2007 to reduce the concentration risk in the Treasury Pool.

## **To disburse funds on deposit at Treasury more efficiently**

- 1.3.1 Continued working with local governments to accept electronic payments in lieu of warrants.
- 1.3.2 Maintained a timely process related to the applications for the elderly property tax deferral program and the associated disbursements to the county treasurers.
- 1.3.3 Maintained a timely process related to intercepting bond payment funds from charter schools participating in the Charter Intercept Program and forwarding same to their chosen bank.

## **To provide efficient and timely cash flow monitoring**

- 1.4.1 Successfully completed debt issuances on behalf of school districts to meet their cash flow needs, while minimizing the program's cost to the state's General Fund.
- 1.4.2 Ensured that all outstanding interest free loans to school districts were repaid on time.
- 1.4.3 Maintained a timely process to transfer funds to CoverColorado from Unclaimed Property as required.
- 1.4.4 Maintained a timely process, with the assistance of the Department of Revenue, to transfer tobacco taxes collected under Amendment 35 to various State agencies.
- 1.4.5 Continued to maintain a database to monitor the general obligation bonds issued by school districts under the School District Intercept Program, C.R.S. 22-41-110.

## **To improve cash management and ensure adequate liquidity through better forecasting**

- 1.5.1 Continued to refine cash flow forecasting methodology.
- 1.5.2 Continued to meet with OSPB, Dept of Revenue and Legislative Council to ensure accurate cash flow information for legislature and debt rating agencies.
- 1.5.3 Cost effectively issued Tax Revenue Anticipation Notes to aid in cash flow management sizing issuance to minimize interest expense.

## **To improve banking services**

- 1.6.1 Continued to evaluate banking services for improved reporting, cash management, and earnings on funds on deposit.
- 1.6.2 Negotiated new contracts for banking services for the Treasury and dozens of different State agencies, as well as the University of Colorado (CU) system.

**To better inform public of Treasury's Services and state finances**

- 1.7.1 Continued to improve the Treasury Web site, originally redesigned in December 2007 to provide Colorado citizens with better access to State information.
- 1.7.2 Published third annual State Taxpayer Accountability Report including an updated insert providing information on the state's economic challenges during the current recession.
- 1.7.3 Helped develop new website to make the state's expenditures and revenues available publicly in a searchable format (Transparency Online Project System).

**To provide technical assistance to local governments**

- 1.8.1 Continued to instruct local government finance officials on State master credit card agreement at their conferences.

**To efficiently and cost effectively fulfill Treasury's statutory obligation to execute lease purchase financing for capital projects at institutions of higher education**

- 1.9.1 Assembled team of financial advisors, attorneys and bankers, and coordinated a working group of State employees from Treasury, the Attorney General's Office, State Buildings, and the Controller's Office.
- 1.9.2 Designed lease pool for new construction projects at twelve higher education campuses across the State.
- 1.9.3 Assembled parallel collateral package for lease purchase projects, including perfecting thirteen different pieces of real estate collateral on twelve different higher education campuses.
- 1.9.4 Successfully issued \$231 million of higher education Certificates of Participation.

**To help develop and implement the Building Excellent Schools Today program**

- 1.10.1 Developed process for constructing lease purchase financing for the program.
- 1.10.2 Successfully issued \$87.1 million of Certificates of Participation (COPs).
- 1.10.3 Successfully structured COPs and timed issuance to have the certificates designated as Qualified School Construction Bonds (QSCBs), a new financing option created by the American Recovery and Reinvestment Act through which the state will pay no interest on the certificates. It was the largest QSCB issuance nationally at the time; and the use of this financing option saved the state approximately \$45 million.

**To design legislation to allow the state, local governments and other public entities to take full advantage of the public finance provisions of the American Recovery and Reinvestment Act (ARRA)**

- 1.11.1 Worked with the Speaker of the House, the Senate President (then majority leader) and the Governor's office to draft and pass legislation, HB 09-1346, that provides statutory authorization, distribution mechanisms, and oversight processes for the issuance of new ARRA bond/COP types.
- 1.11.2 Using the provisions of HB 09-1346, worked with the Judicial Department and the Colorado Historical Society to advise on, help structure, provide pricing consultation for, and present to the rating agencies on the issuance of \$340 million of state of Colorado certificates of participation issued as new Build America Bonds.
- 1.11.3 Using the provisions of HB 09-1346, managed the first BEST financing, consisting of the issuance of the state's entire allocated volume cap of \$87 million of Qualified School Construction COPs, which bear an interest rate of 0%.
- 1.11.4 Consulted with the Colorado Department of Higher Education on the provisions of HB 09-1346 related to the distribution of federal volume cap associated with Recovery Zone Economic Development bonds and Recovery Zone Facility Bonds established by ARRA.
- 1.11.5 Consulted with the Governor's Energy Office on the provisions of HB 09-1346 related to the distribution of federal volume cap associated with Qualified Energy Conservation bonds established by ARRA.

## Critical Unclaimed Property Performance Measures

Performance Measure	FY 06-07 Actual	FY 07-08 Actual	FY 08-09 Actual	% Change from FY 07-08 to FY 08-09
Total holder reports received (Number of these filed electronically)	7,473 (3,587)	7,982 (5,916)	8,588 (8,588)	7.6% (45.2%)
Dollars returned to rightful owners	\$16.7 million	\$23.7 million	\$25.5 million	7.9%
Dollars recovered through audit process	Over \$859,000 *	Over \$4.6 million	Over \$2.2 million	

\* Audits can run longer than a fiscal year, with related amounts collected in a following fiscal year.

## Key Unclaimed Property Workload Indicators

Workload Indicators	FY 06-07 Actual	FY 07-08 Actual	FY 08-09 Actual
Number of claims processed	8,794	12,953	18,248
Number of inquiries handled	>64,000	>77,000	>137,000
Number of letters mailed to owners	20,000	8,700	9,200
Number of businesses & reporting services notified	8,090	7,970	8,180
Safe deposit (SD) related items:			
• Number of SD items reported	1,847	2,043	2,354
• Number of SD items inventoried	1,737	1,801	979
• Number of SD items returned	323	1,542	122
• Number of SD items sold (amount received)	127 (\$24,745)	158 (\$35,866)	124 (\$22,908)

# Significant Unclaimed Property Accomplishments

## **To educate citizens and businesses about unclaimed property and the related responsibilities for compliance**

- 1.1.1 Held 5 seminars and other outreach programs in Vail, Colorado Springs, and the Denver metro area.
- 1.1.2 Continue efforts to identify and contact potential unclaimed property holders to inform them of requirements to report and the processes for doing so.

## **To reduce the administrative burden on holders**

- 1.2.1 Continued to make all forms and reporting instructions available on the Treasury website.
- 1.2.2 Continue to enforce the rule requiring all companies with 20 or more items to report to submit the report electronically.
- 1.2.3 Reduced administrative burden on claimants by eliminating some documentation required for claims under \$100.

## **To communicate existence of Program more effectively to potential owners**

- 1.3.1 Pursued an aggressive media program throughout the year to highlight the program.
- 1.3.2 Pursued an aggressive outreach program to educate and locate owners by attending various meetings, sports events and other activities such as radio call in shows and TV.
- 1.3.3 Continued annual publication of unclaimed property holder names significantly increasing submission of inquiries and claims by citizens. The April 5, 2009 publication was 44 pages in length and contained nearly 80,000 names. The names published were those added to the Unclaimed Property database during the previous year and are valued at \$50 or more.

## **To meet additional statutory requirements**

- 1.4.1 Continued to refine the unclaimed property intercept program pursuant to HB 05-1044 to capture unclaimed property owed to meet outstanding governmental debts.
- 1.4.2 Assisted other state agencies in implementing process for reporting and obtaining reimbursements.

## **To protect the balance of the Unclaimed Property Trust Fund (UPTF)**

- 1.5.1 Worked with CoverColorado, the Joint Budget Committee and the insurance industry to develop HB 08-1390 to reduce the annual withdrawals from the UPTF and continue to monitor the Fund closely.



# Strategic Plan

The Treasury continues to focus on its prime mission - maximizing dollars available for state use. Most important is investment income, which is earned through prompt deposit and investment of state funds. Treasury has been able to expand its abilities to do thorough research on appropriate investments through advances in technology. Those advancements have allowed a limited number of FTE to meet the ever more complex challenges of investing in what is an increasingly global marketplace.

Treasury also continues its focus on reuniting owners with their unclaimed property. The program continues to grow and to push new methods (both in terms of publication and in higher levels of automation) to find and identify owners, and to increase compliance with holders of unclaimed property throughout the state.

Additionally, the Treasurer's Office has started what it hopes will be a permanent greater focus on government transparency. Working with other departments, Treasury began publication of an annual State Taxpayer Accountability Report in June 2007 that allows the average citizen access to the state budget, revenues, assets and liabilities. The goal of greater accessibility and ease of access for information on how state taxpayer dollars are used extends to a technological overhaul of Treasury's website, with the ultimate goal of Treasury being able to serve as the source of information for the entire state on how taxpayer dollars are utilized.

Finally, the Treasurer's Office has taken on significant new responsibilities with the passage of SB 08-233, SB 08-245, HB 08-1335 and HB 09-1346 to manage or assist in the issuance of debt or certificates of participation by the state, other local governments or public issuers within the state. Through the Building Excellent Schools Today program Treasury has provided and will continue to provide financing through Certificates of Participation for K-12 capital construction projects throughout Colorado.

To achieve these objectives, Treasury requests continued funding of existing positions and programs.

Department of Treasury  
Schedule 10  
FY 2010-11 Budget Request

Priority	Number	Division	Request	FTE	Total Funds	General Fund	Cash Funds	Reappropriated Funds	Federal Funds
<b>Decision Items</b>									
<b>Total - Decision Items</b>				<b>0.0</b>	<b>\$0</b>	<b>\$0</b>	<b>\$0</b>	<b>\$0</b>	<b>\$0</b>
<b>Base Reduction Items</b>									
1	BRI#1	Administration	3% Base Reduction	0.0	\$28,012	\$28,012			
<b>Total - Base Reduction Items</b>				<b>0.0</b>	<b>\$28,012</b>	<b>\$28,012</b>	<b>\$0</b>	<b>\$0</b>	<b>\$0</b>
<b>Non-Prioritized Items</b>									
<b>Total Non Prioritized Items</b>				<b>0.0</b>	<b>\$0</b>	<b>\$0</b>	<b>\$0</b>	<b>\$0</b>	<b>\$0</b>
<b>Grand Total</b>				<b>0.0</b>	<b>\$28,012</b>	<b>\$28,012</b>	<b>\$0</b>	<b>\$0</b>	<b>\$0</b>

**Schedule 13  
Change Request for FY 2010-11 Budget Request Cycle**

Decision Item FY 2010-11  Base Reduction Item FY 2010-11  Supplemental FY 2009-10  Budget Amendment FY 2010-11

Request Title: 3% Base Reduction  
 Department: Treasury Dept. Approval by: Date: 11/02/2009  
 Priority Number: 1 of 1 OSPB Approval: Date:

	Fund	1	2	3	4	5	6	7	8	9	10
		Prior-Year Actual FY 2008-09	Appropriation FY 2009-10	Supplemental Request FY 2009-10	Total Revised Request FY 2009-10	Base Request FY 2010-11	Decision/Base Reduction FY 2010-11	November 1 Request FY 2010-11	Budget Amendment FY 2010-11	Total Revised Request FY 2010-11	Change from Base (Column 5) FY 2011-12
<b>Total of All Line Items</b>	<b>Total</b>	148,884	225,985	(28,012)	197,973	225,985	(28,012)	197,973	0	197,973	(28,012)
	FTE	0.0	0.0	0.0	0.0	0.0	0.0	0.0	0.0	0.0	0.0
	GF	148,884	225,985	(28,012)	197,973	225,985	(28,012)	197,973	0	197,973	(28,012)
	GFE	0	0	0	0	0	0	0	0	0	0
	CF	0	0	0	0	0	0	0	0	0	0
	CFE/RF	0	0	0	0	0	0	0	0	0	0
	FF	0	0	0	0	0	0	0	0	0	0
<b>(1) ADMINISTRATION, Operating Expenses</b>	<b>Total</b>	148,884	225,985	(28,012)	197,973	225,985	(28,012)	197,973	0	197,973	(28,012)
	FTE	0.0	0.0	0.0	0.0	0.0	0.0	0.0	0.0	0.0	0.0
	GF	148,884	225,985	(28,012)	197,973	225,985	(28,012)	197,973	0	197,973	(28,012)
	GFE	0	0	0	0	0	0	0	0	0	0
	CF	0	0	0	0	0	0	0	0	0	0
	CFE/RF	0	0	0	0	0	0	0	0	0	0
	FF	0	0	0	0	0	0	0	0	0	0
	Total	0	0	0	0	0	0	0	0	0	0
	FTE	0.0	0.0	0.0	0.0	0.0	0.0	0.0	0.0	0.0	0.0
	GF	0	0	0	0	0	0	0	0	0	0
	GFE	0	0	0	0	0	0	0	0	0	0
	CF	0	0	0	0	0	0	0	0	0	0
	CFE/RF	0	0	0	0	0	0	0	0	0	0
	FF	0	0	0	0	0	0	0	0	0	0

Non-Line Item Request:  
 Letternote Revised Text:  
 Cash or Federal Fund Name and COFRS Fund Number:  
 Reappropriated Funds Source, by Department and Line Item Name:  
 Approval by OIT? Yes:  No:  N/A:   
 Schedule 13s from Affected Departments:

**CHANGE REQUEST for FY 2010-11 BUDGET REQUEST CYCLE**

Department:	Treasury
Priority Number:	1 of 1
Change Request Title:	3% Base Reduction

**SELECT ONE (click on box):**

- Decision Item FY 2010-11
- Base Reduction Item FY 2010-11
- Supplemental Request FY 2009-10
- Budget Request Amendment FY 2010-11

**SELECT ONE (click on box):**

Supplemental or Budget Request Amendment Criterion:

- Not a Supplemental or Budget Request Amendment
- An emergency
- A technical error which has a substantial effect on the operation of the program
- New data resulting in substantial changes in funding needs
- Unforeseen contingency such as a significant workload change

**Summary of Request:**

This is the on-going, future reduction associated with Treasury's expenditure reductions being proposed for FY 2009-10 through the supplemental process in order to assist in filling the shortfall within the General Fund. The amount of the Total Request equals approximately 3% of Treasury's approved General Fund budget for FY 2009-10; and is all a part of the Operating Expense line item.

**Background and Appropriation History:**

During the FY 2008-09 budget process Treasury requested and was granted a decision item related to Treasury's Transparency Initiative (\$46,575) and a budget amendment related to Cyber Security (\$69,339). However, due to the General Fund shortfall, Treasury reduced this line item by \$25,792 just for FY 2008-09 through the supplemental process. Then, as part of the January 2009 10% General Fund reductions, Treasury reduced these two items by \$8,740 and \$32,851, respectively, for FY 2009-10. We now believe that we can further reduce publication costs relating to the Transparency Initiative by publishing reports (e.g. the STAR) electronically whenever feasible. Also, we have again spoken with the Governor's Office of Information Technology; and, together, agreed on the ability to further reduce Treasury's costs relating to Cyber Security.

In FY 2008-09 the costs of the various software products utilized by the Investment Division accounted for 74% of Treasury's actual Operating Expenses. Although these products are invaluable tools to the investment officers, a review of these costs lead to the conclusion that the Moody's Credit Research subscription was unnecessary under today's market conditions. The service provided relates to the short-term or commercial paper market; and because of current market conditions, Treasury is not investing in such securities. Also, during our review of investment costs and the related budget numbers, it was discovered that the one-time implementation fee associated with the September 2008 installation of the BondEdge investment software was not deducted before the FY 2009-10 budget numbers were approved.

Finally, the balance of the proposed 3% Operating Expense reduction will come from various areas such as office and printing supplies, conference/class registration fees, and travel.

**Calculations for Request:**

Summary of Request FY 2010-11	Total Funds	General Fund	Cash Funds	Reappropriated Funds	Federal Funds	FTE
<b>Total Request</b>	<b>(28,012)</b>	<b>(28,012)</b>				
Printing & Reproduction	(5,000)	(5,000)				
Cyber Security	(10,000)	(10,000)				
Moody's Credit Research Subscription	(2,500)	(2,500)				
BondEdge Investment Software (Implementation Fee)	(7,864)	(7,864)				
Miscellaneous Operating Expenses	(2,648)	(2,648)				

Summary of Request FY 2011-12	Total Funds	General Fund	Cash Funds	Reappropriated Funds	Federal Funds	FTE
<b>Total Request</b>	<b>(28,012)</b>	<b>(28,012)</b>				
Printing & Reproduction	(5,000)	(5,000)				
Cyber Security	(10,000)	(10,000)				
Moody's Credit Research Subscription	(2,500)	(2,500)				
BondEdge Investment Software (Implementation Fee)	(7,864)	(7,864)				
Miscellaneous Operating Expenses	(2,648)	(2,648)				

**Tailor fund sources as needed**

**Add other tables and references to Excel spreadsheets here as needed.**

**Show FTEs to the one decimal**

Line Item Descriptions FY 2010-11 Budget Request

(1) ADMINISTRATION .....	31
<u>PERSONAL SERVICES</u> .....	31
<u>HEALTH, LIFE, AND DENTAL</u> .....	31
<u>SHORT-TERM DISABILITY</u> .....	32
<u>S.B. 04-257 AMORTIZATION EQUALIZATION DISBURSEMENT</u> .....	32
<u>S.B. 06-235 SUPPLEMENTAL AMORTIZATION EQUALIZATION DISBURSEMENT</u> .....	32
<u>SALARY SURVEY AND SENIOR EXECUTIVE SERVICE</u> .....	33
<u>PERFORMANCE-BASED PAY AWARDS</u> .....	33
<u>WORKERS' COMPENSATION AND PAYMENT TO RISK MANAGEMENT AND PROPERTY FUNDS</u> .....	33
<u>OPERATING EXPENSES</u> .....	33
<u>INFORMATION TECHNOLOGY ASSET MAINTENANCE</u> .....	34
<u>LEGAL SERVICES FOR 575 HOURS</u> .....	34
<u>PURCHASE OF SERVICES FROM COMPUTER CENTER</u> .....	34
<u>CAPITOL COMPLEX LEASED SPACE</u> .....	34
<u>CHARTER SCHOOL FACILITIES FINANCING SERVICES</u> .....	35
<u>DISCRETIONARY FUND</u> .....	35
(2) UNCLAIMED PROPERTY PROGRAM .....	35
<u>PERSONAL SERVICES</u> .....	35
<u>OPERATING EXPENSES</u> .....	36
<u>PROMOTION AND CORRESPONDENCE</u> .....	36
<u>LEASED SPACE</u> .....	37
<u>CONTRACT AUDITOR SERVICES</u> .....	37
(3) SPECIAL PURPOSE .....	37
<u>SENIOR CITIZEN AND DISABLED VETERAN PROPERTY TAX EXEMPTION</u> .....	37
<u>COVER COLORADO</u> .....	38
<u>FIRE AND POLICE PENSION ASSOCIATION – OLD HIRE PLANS</u> .....	38
<u>HIGHWAY USERS TAX FUND – COUNTY PAYMENTS</u> .....	38
<u>HIGHWAY USERS TAX FUND –MUNICIPALITY PAYMENTS</u> .....	38

## **(1) ADMINISTRATION**

### **PERSONAL SERVICES**

Pursuant to the “State Personnel System Act,” C.R.S. 24-50-101 et. seq., this line item reflects the division’s appropriation for the following:

- Salaries and wages paid to employees, whether full-time, part-time, temporary, or contract (including leaves);
- The employer’s contribution to the public employees’ retirement association (C.R.S. 24-51-401); and
- As mandated by federal law, the employer’s share of Medicare tax paid on behalf of employees hired after March 31, 1986.

For FY 2009-10, the Administration Division of Treasury is appropriated 16 full-time equivalent (FTE) employees, as it has been for over 30 years. As part of the January 2009 10% budget reduction proposal, beginning in FY 2009-10, a portion of the salaries paid to the Treasurer, Deputy Treasurer, and one accounting technician is paid by the Unclaimed Property (UP) Division. For FY 2008-09, the Administration Division was granted a \$14,781 increase in personal service dollars related to the Transparency Initiative (Decision Item #1 in the FY 2008-09 Budget Request). For FY 2010-11, Treasury requests the continuation of the existing positions.

### **HEALTH, LIFE, AND DENTAL**

Pursuant to the “State Employees Group Benefits Act,” C.R.S. 24-50-601 et. seq., this line item reflects the department’s appropriation for the employer’s share of its employees’ health, life, and dental insurance, part of a “total compensation” package as defined in C.R.S. 24-50-104. This appropriation is based on rates provided by the Department of Personnel and Administration (DPA) each year. Treasury was granted an increase to this line item in FY 2009-10 related to the 2.0 FTE added to the UP Division under Decision Item #2 of the FY 2009-10 Budget Request. Similarly, Treasury was granted an increase to this line item in FY 2008-09 related to the 3.5 FTE added to the UP Division under Decision Items #4 and #5 of the FY 2008-09 Budget Request. (See the UP Personal Services line item discussion for additional details.)



**SHORT-TERM DISABILITY**

Pursuant to the “State Employees Group Benefits Act,” C.R.S. 24-50-601 et. seq., this line item reflects the department’s appropriation for the cost of providing its employees’ with a short-term disability plan. The State currently covers 100% of the premium costs. This rate is provided annually by DPA; and for both FY 2008-09 and FY 2009-10, this common policy appropriation was calculated at 0.13% of base salaries.

**S.B. 04-257 AMORTIZATION EQUALIZATION DISBURSEMENT**

Pursuant to C.R.S. 24-51-411, this line item reflects the department’s appropriation to make an additional disbursement to the public employees’ retirement association beginning January 1, 2006. For FY 2009-10, this common policy appropriation was calculated at an effective rate of 2.0% of base salaries; and for FY 2008-09, it was calculated at an effective rate of 1.6%. Treasury was granted an increase to this line item in FY 2009-10 related to the 2.0 FTE added to the UP Division under Decision Item #2 of the FY 2009-10 Budget Request. Similarly, Treasury was granted an increase to this line item related to the 3.5 FTE added to the UP Division under Decision Items #4 and #5 of the FY 2008-09 Budget Request. (See the UP Personal Services line item discussion for additional details.) For FY 2010-11, this common policy appropriation is calculated at an effective rate of 2.4% of base salaries.

**S.B. 06-235 SUPPLEMENTAL AMORTIZATION EQUALIZATION DISBURSEMENT**

Pursuant to C.R.S. 24-51-411, this line item reflects the department’s appropriation to make a supplemental disbursement to the public employees’ retirement association beginning January 1, 2008. For FY 2009-10, this common policy appropriation was calculated at an effective rate of 1.25% of base salaries; and for FY 2008-09, it was calculated at an effective rate of .75%. Treasury was granted an increase to this line item in FY 2009-10 related to the 2.0 FTE added to the UP Division under Decision Item #2 of the FY 2009-10 Budget Request. Similarly, Treasury was granted an increase to this line item related to the 3.5 FTE added to the UP Division under Decision Items #4 and #5 of the FY 2008-09 Budget Request. (See the UP Personal Services line item discussion for additional details.) For FY 2010-11, this common policy appropriation is calculated at 1.75% of base salaries.

## Line Item Descriptions FY 2010-11 Budget Request

### **SALARY SURVEY AND SENIOR EXECUTIVE SERVICE**

Pursuant to C.R.S. 24-50-104, this line item reflects the department's appropriation to increase annual salaries to remain competitive with public and private employment as determined by the State's personnel director. No increases were approved for FY 2009-10; and no increases are being requested for FY 2010-11.

### **PERFORMANCE-BASED PAY AWARDS**

Pursuant to C.R.S. 24-50-104, this line item reflects the department's appropriation to provide performance awards as determined by the State's personnel director and relating to the annual employee performance evaluations. No increases were approved for FY 2009-10; and no increases are being requested for FY 2010-11.

### **WORKERS' COMPENSATION AND PAYMENT TO RISK MANAGEMENT AND PROPERTY FUNDS**

This line item reflects the department's common policy appropriation for its share of the statewide insurance costs as determined by DPA and the Office of State Planning & Budgeting (OSPB).

### **OPERATING EXPENSES**

This line item reflects the department's appropriation for certain expenses relating to the daily operations of the Administration Division. These expenses include, but are not limited to, the leasing of terminals and software for the investment officers, telephones, postage, printing, dues and subscriptions, and travel. During the budget process for FY 2009-10, Treasury was granted an increase to this line item of \$990 related to mail services and the National Association of State Treasurers annual dues. Then, due to the General Fund shortfall, this line item was reduced by \$41,591 for FY 2009-10 in the January 2009 10% budget reduction proposal; and it will be further reduced by \$28,012 in a January 2010 supplemental. During the budget process for FY 2008-09, Treasury was granted an increase to this line item of \$158,821 related to the Transparency Initiative, BondEdge investment software, Cyber Security, and Bloomberg price increases (Decision Items #1 and #3 and Budget Amendments #1 and #2 of the FY 2008-09 Budget Request). However, due to the General Fund shortfall, Treasury reduced this line item just for FY 2008-09 by \$25,792 in a supplemental.

**INFORMATION TECHNOLOGY ASSET MAINTENANCE**

This line item reflects the department's appropriation for maintaining and upgrading its information technology hardware and software (including computers and printers) based on standard replacement cycles of four years for desktops, three years for laptops, and five years for printers. The appropriations for FY 2008-09 and FY 2009-10 were the same; and the FY 2010-11 request is for the continuation of that appropriation.

**LEGAL SERVICES FOR 575 HOURS**

This line item reflects the department's appropriation for fees paid to the Department of Law for counsel and representation of the Treasurer's Office, including the UP Program. The calculation multiplies the number of hours appropriated to Treasury (575 hours) times the common policy blended attorney/paralegal rate per hour as determined by DPA. The FY 2009-10 appropriation was based on a blended rate of \$75.38; and the FY 2008-09 appropriation was based on a rate of \$75.10. The FY 2010-11 request continues the use of the \$75.38 blended rate per instructions from OSPB.

**PURCHASE OF SERVICES FROM COMPUTER CENTER**

This line item reflects the department's common policy appropriation for the costs associated with statewide computer services provided by DPA and the Governor's Office of Information Technology.

**CAPITOL COMPLEX LEASED SPACE**

The Administration Division of Treasury occupies 4,379 square feet of space in the State Capitol; and this line item reflects the department's common policy appropriation for the cost of maintaining the space as determined by DPA.

**CHARTER SCHOOL FACILITIES FINANCING SERVICES**

HB 02-1349 created the “Charter School Capital Facilities Financing Act,” C.R.S. 22-30.5-401 et. seq.. Section 406 of the Act provides for the direct payment of charter school bonds by the state treasurer for the purpose of enhancing the charter school’s ability to obtain more favorable financing terms; and subsection (c) of the section provides the state treasurer with the authority to withhold administrative costs from the payments made by the Department of Education to the chartering district or the state charter school institute. This subsection also continuously appropriates the funds withheld to the state treasurer; and, therefore, this line item reflects that appropriation. The appropriation has been \$5,000 since inception in FY 2004-05; and Treasury is requesting the continuation of that appropriation for FY 2010-11.

**DISCRETIONARY FUND**

This line item reflects the treasurer’s annual appropriation as an elected state official pursuant to C.R.S. 24-9-105.

**(2) UNCLAIMED PROPERTY PROGRAM**

**PERSONAL SERVICES**

Pursuant to the “State Personnel System Act,” C.R.S. 24-50-101 et. seq., this line item reflects the division’s appropriation for the following:

- Salaries and wages paid to employees, whether full-time, part-time, temporary, or contract (including leaves);
- The employer’s contribution to the public employees’ retirement association (C.R.S. 24-51-401); and
- As mandated by federal law, the employer’s share of Medicare tax paid on behalf of employees hired after March 31, 1986.

## Line Item Descriptions FY 2010-11 Budget Request

For FY 2009-10, the UP Division of Treasury is appropriated 15.5 FTE, up from the 13.5 appropriated in FY 2008-09; and for FY 2008-09 the UP Division was appropriated 13.5 FTE, up from the 10 appropriated in FY 2007-08. The increase in FY 2009-10 is the result of Decision Item #2 in the FY 2009-10 Budget Request; and the increase in FY 2008-09 was the result of Decision Items #4 and #5 in the FY 2008-09 Budget Request and the recommendation of the Joint Budget Committee (JBC) staff in their figure setting document dated February 6, 2008. The additional FTE were granted to add an audit intern to the division and to convert 4.5 year-round, contract employees to State employees; however, due to the hiring freeze, the audit intern position was held vacant in FY 2008-09. The division continues to utilize contract workers as the volume of claims dictates and as determined by the Program Director.

### **OPERATING EXPENSES**

This line item reflects the department's appropriation for certain expenses relating to the daily operations of the Unclaimed Property Division. These expenses include, but are not limited to, telephones, postage, printing, dues and subscriptions, and travel. During the budget process for FY 2009-10, the division was granted an increase to this line item of \$3,615 related to mail services. During the budget process for FY 2008-09, the division was granted an increase to this line item of \$4,194 related to the addition of an audit intern to the staff (Decision Item #4 of the FY 2008-09 Budget Request).

### **PROMOTION AND CORRESPONDENCE**

Pursuant to C.R.S. 38-13-111 (7), the state treasurer, as administrator of the unclaimed property program, can expend up to two percent of the previous year's paid claims for publication and correspondence to promote the program.

This line item reflects the division's appropriation for the costs associated with notifying owners of lost or forgotten assets held in trust by the State, which includes the publishing of an annual list of unclaimed property owners. Prior to FY 2006-07, these expenditures were listed under "Operating Expenses." The FY 2008-09 appropriation continued the prior year appropriation; however, the FY 2009-10 appropriation was increased under Decision Item #1 of the FY 2009-10 Budget Request. Treasury is requesting the continuation of that appropriation for FY 2010-11.

## Line Item Descriptions FY 2010-11 Budget Request

### **LEASED SPACE**

This line reflects the division's appropriation for rental payments on office space (3,466 square feet) in Logan Tower at 1580 Logan St., Denver. The division's previous lease agreement expired on June 30, 2006; and, therefore, a move to new space was approved through a decision item (#5) during the FY 2006-07 budget process. The current lease agreement is a five year lease expiring on June 30, 2011. Based on the terms of the lease agreement, the FY 2009-10 appropriation is \$50,257; and the FY 2008-09 appropriation was \$48,524. The FY 2010-11 request is \$51,990.

### **CONTRACT AUDITOR SERVICES**

To extend the reach of the division's audit efforts and recover additional property for Colorado citizens, the division currently contracts with two, third-party auditing firms, ACS Unclaimed Property Clearinghouse and Audit Services U.S. Therefore, this line reflects the appropriation for the fees charged by these contracted audit firms. The fees are charged on a contingency basis at 12% of the value of the property identified for Colorado citizens. HB 09-1301 established a continuous appropriation from the Unclaimed Property Trust Fund to pay these fees.

### **(3) SPECIAL PURPOSE**

#### **SENIOR CITIZEN AND DISABLED VETERAN PROPERTY TAX EXEMPTION**

This informational line item reflects the department's appropriation to reimburse local governments for the property taxes lost due to the property tax exemption as discussed in C.R.S. 39-3-201 et. seq. The original exemption of 50% of the first \$200,000 of value, authorized in Section 3.5 of Article X of the State Constitution, was approved in 2000. However, for FY 2003-04 through FY 2005-06, no appropriation was made by the General Assembly. The appropriation was re-established in FY 2006-07. Although originally available only to qualifying senior citizens, HB 07-1251 implemented a constitutional change to extend the exemption to veterans who were 100% permanently disabled during service. SB 09-276 reduced the FY 2009-10 appropriation of \$91.4 million to just \$1 million effectively suspending the exemption to qualifying senior citizens. The FY 2010-11 request is based on the September 2009 economic and revenue forecast prepared by Legislative Council.

## Line Item Descriptions FY 2010-11 Budget Request

### **COVER COLORADO**

This informational line item reflects the department's appropriation to subsidize the operations of the CoverColorado program. The funding mechanism for the program was originally changed by SB 04-211 when the operations became entirely funded from the Unclaimed Property Trust Fund. However, HB 08-1390 changed this funding percentage to 25% as of January 1, 2009. See C.R.S. 10-8-530 for a complete explanation of the program funding. The appropriation is an estimate based on projections of program costs provided by CoverColorado.

### **FIRE AND POLICE PENSION ASSOCIATION – OLD HIRE PLANS**

This informational line item reflects the department's continuous appropriation to make the annual transfer mandated by C.R.S. 31-30.5-307. Current law, changed by SB 09-227, has payments suspended for FY 2008-09 through FY 2010-11. Then beginning in FY 2011-12, it requires the State to contribute \$25.3 million per year through FY 2014-15 or until the old hire plans are fully funded, whichever comes first. However, for FY 2006-07 and FY 2007-08, the JBC increased each year's appropriation by \$9.5 million to approximately \$34.8 million.

### **HIGHWAY USERS TAX FUND – COUNTY PAYMENTS**

This informational line item reflects the department's appropriation to make monthly distributions of highway users tax funds to counties per C.R.S 43-4-201 et. seq. The appropriation is an estimate based on Legislative Council staff's most current economic and revenue forecast. For the FY 2009-10 appropriation, the most current forecast was the March 2009 edition; and for the FY 2008-09 appropriation, the most current forecast was the March 2008 edition. The FY 2010-11 request is based on the September 2009 edition.

### **HIGHWAY USERS TAX FUND –MUNICIPALITY PAYMENTS**

This informational line item reflects the department's appropriation to make monthly distributions of highway users tax funds to cities per C.R.S 43-4-201 et. seq. The appropriation is an estimate based on Legislative Council staff's most current revenue forecast. For the FY 2009-10 appropriation, the most current forecast was the March 2009 edition; and for the FY 2008-09 appropriation, the most current forecast was the March 2008 edition. The FY 2010-11 request is based on the September 2009 edition.

**DEPARTMENT OF TREASURY**

FY 2010-11 RECONCILIATION OF DEPARTMENT REQUEST

Long Bill Line Item	Total Funds	FTE	General Fund	General Fund Exempt	Cash Funds	Reappropriated Funds	HUTF	Federal Funds	Medicaid Cash Funds	Medicaid General Fund	Net General Fund
<b>(1) ADMINISTRATION</b>											
<b>Personal Services</b>											
FY 2009-10 Long Bill Appropriation (SB 09-259)	\$1,298,635	16.0	\$475,678	\$0	\$822,957	\$0	\$0	\$0	\$0	\$0	\$475,678
SB 09-___ Special Bill FY 09-10 Appropriation	\$0	0.0	\$0	\$0	\$0	\$0	\$0	\$0	\$0	\$0	\$0
HB 09-___ Special Bill FY 09-10 Appropriation	\$0	0.0	\$0	\$0	\$0	\$0	\$0	\$0	\$0	\$0	\$0
<b>FY 2009-10 Total Appropriation</b>	<b>\$1,298,635</b>	<b>16.0</b>	<b>\$475,678</b>	<b>\$0</b>	<b>\$822,957</b>	<b>\$0</b>	<b>\$0</b>	<b>\$0</b>	<b>\$0</b>	<b>\$0</b>	<b>\$475,678</b>
SB 09-XXX Annualization "Sample Title of Legislation"	\$0	0.0	\$0	\$0	\$0	\$0	\$0	\$0	\$0	\$0	\$0
HB 09-XXX Annualization "Sample Title of Legislation"	\$0	0.0	\$0	\$0	\$0	\$0	\$0	\$0	\$0	\$0	\$0
Annualization of FY 2009-10 DI#1: "Sample Title of Decision Item"	\$0	0.0	\$0	\$0	\$0	\$0	\$0	\$0	\$0	\$0	\$0
Annualization of FY 2009-10 BRI#1: "Sample Title of Base Reduction Item"	\$0	0.0	\$0	\$0	\$0	\$0	\$0	\$0	\$0	\$0	\$0
Annualization of FY 2009-10 BA#1: "Sample Title of Budget Amendment"	\$0	0.0	\$0	\$0	\$0	\$0	\$0	\$0	\$0	\$0	\$0
Annualization from Statewide FY 2009-10 Personal Services Reduction	\$0	0.0	\$0	\$0	\$0	\$0	\$0	\$0	\$0	\$0	\$0
<b>FY 2010-11 Base Request</b>	<b>\$1,298,635</b>	<b>16.0</b>	<b>\$475,678</b>	<b>\$0</b>	<b>\$822,957</b>	<b>\$0</b>	<b>\$0</b>	<b>\$0</b>	<b>\$0</b>	<b>\$0</b>	<b>\$475,678</b>
FY 2010-11 DI#1: "Title of Decision Item"	\$0	0.0	\$0	\$0	\$0	\$0	\$0	\$0	\$0	\$0	\$0
<b>FY 2010-11 November 2 Request</b>	<b>\$1,298,635</b>	<b>16.0</b>	<b>\$475,678</b>	<b>\$0</b>	<b>\$822,957</b>	<b>\$0</b>	<b>\$0</b>	<b>\$0</b>	<b>\$0</b>	<b>\$0</b>	<b>\$475,678</b>
<b>Health, Life, and Dental</b>											
FY 2009-10 Long Bill Appropriation (SB 09-259)	\$145,818	0.0	\$78,939	\$0	\$66,879	\$0	\$0	\$0	\$0	\$0	\$78,939
SB 09-___ Special Bill FY 09-10 Appropriation	\$0	0.0	\$0	\$0	\$0	\$0	\$0	\$0	\$0	\$0	\$0
HB 09-___ Special Bill FY 09-10 Appropriation	\$0	0.0	\$0	\$0	\$0	\$0	\$0	\$0	\$0	\$0	\$0
<b>FY 2009-10 Total Appropriation</b>	<b>\$145,818</b>	<b>0.0</b>	<b>\$78,939</b>	<b>\$0</b>	<b>\$66,879</b>	<b>\$0</b>	<b>\$0</b>	<b>\$0</b>	<b>\$0</b>	<b>\$0</b>	<b>\$78,939</b>
SB 09-XXX Annualization "Sample Title of Legislation"	\$0	0.0	\$0	\$0	\$0	\$0	\$0	\$0	\$0	\$0	\$0
HB 09-XXX Annualization "Sample Title of Legislation"	\$0	0.0	\$0	\$0	\$0	\$0	\$0	\$0	\$0	\$0	\$0
Annualization of FY 2009-10 DI#1: "Sample Title of Decision Item"	\$0	0.0	\$0	\$0	\$0	\$0	\$0	\$0	\$0	\$0	\$0
Annualization of FY 2009-10 BRI#1: "Sample Title of Base Reduction Item"	\$0	0.0	\$0	\$0	\$0	\$0	\$0	\$0	\$0	\$0	\$0
Annualization of FY 2009-10 BA#1: "Sample Title of Budget Amendment"	\$0	0.0	\$0	\$0	\$0	\$0	\$0	\$0	\$0	\$0	\$0
<b>FY 2010-11 Base Request</b>	<b>\$145,818</b>	<b>0.0</b>	<b>\$78,939</b>	<b>\$0</b>	<b>\$66,879</b>	<b>\$0</b>	<b>\$0</b>	<b>\$0</b>	<b>\$0</b>	<b>\$0</b>	<b>\$78,939</b>
FY 2010-11 DI#1: "Title of Decision Item"	\$0	0.0	\$0	\$0	\$0	\$0	\$0	\$0	\$0	\$0	\$0
<b>FY 2010-11 November 2 Request</b>	<b>\$145,818</b>	<b>0.0</b>	<b>\$78,939</b>	<b>\$0</b>	<b>\$66,879</b>	<b>\$0</b>	<b>\$0</b>	<b>\$0</b>	<b>\$0</b>	<b>\$0</b>	<b>\$78,939</b>
<b>Short-term Disability</b>											
FY 2009-10 Long Bill Appropriation (SB 09-259)	\$2,432	0.0	\$1,645	\$0	\$787	\$0	\$0	\$0	\$0	\$0	\$1,645
SB 09-___ Special Bill FY 09-10 Appropriation	\$0	0.0	\$0	\$0	\$0	\$0	\$0	\$0	\$0	\$0	\$0
HB 09-___ Special Bill FY 09-10 Appropriation	\$0	0.0	\$0	\$0	\$0	\$0	\$0	\$0	\$0	\$0	\$0
<b>FY 2009-10 Total Appropriation</b>	<b>\$2,432</b>	<b>0.0</b>	<b>\$1,645</b>	<b>\$0</b>	<b>\$787</b>	<b>\$0</b>	<b>\$0</b>	<b>\$0</b>	<b>\$0</b>	<b>\$0</b>	<b>\$1,645</b>
SB 09-XXX Annualization "Sample Title of Legislation"	\$0	0.0	\$0	\$0	\$0	\$0	\$0	\$0	\$0	\$0	\$0
HB 09-XXX Annualization "Sample Title of Legislation"	\$0	0.0	\$0	\$0	\$0	\$0	\$0	\$0	\$0	\$0	\$0
Annualization of FY 2009-10 DI#1: "Sample Title of Decision Item"	\$0	0.0	\$0	\$0	\$0	\$0	\$0	\$0	\$0	\$0	\$0
Annualization of FY 2009-10 BRI#1: "Sample Title of Base Reduction Item"	\$0	0.0	\$0	\$0	\$0	\$0	\$0	\$0	\$0	\$0	\$0
Annualization of FY 2009-10 BA#1: "Sample Title of Budget Amendment"	\$0	0.0	\$0	\$0	\$0	\$0	\$0	\$0	\$0	\$0	\$0
<b>FY 2010-11 Base Request</b>	<b>\$2,432</b>	<b>0.0</b>	<b>\$1,645</b>	<b>\$0</b>	<b>\$787</b>	<b>\$0</b>	<b>\$0</b>	<b>\$0</b>	<b>\$0</b>	<b>\$0</b>	<b>\$1,645</b>
FY 2010-11 DI#1: "Title of Decision Item"	\$0	0.0	\$0	\$0	\$0	\$0	\$0	\$0	\$0	\$0	\$0
<b>FY 2010-11 November 2 Request</b>	<b>\$2,432</b>	<b>0.0</b>	<b>\$1,645</b>	<b>\$0</b>	<b>\$787</b>	<b>\$0</b>	<b>\$0</b>	<b>\$0</b>	<b>\$0</b>	<b>\$0</b>	<b>\$1,645</b>



**DEPARTMENT OF TREASURY**

FY 2010-11 RECONCILIATION OF DEPARTMENT REQUEST

Long Bill Line Item	Total Funds	FTE	General Fund	General Fund Exempt	Cash Funds	Reappropriated Funds	HUTF	Federal Funds	Medicaid Cash Funds	Medicaid General Fund	Net General Fund
<b>S.B. 04-257 Amortization Equalization Disbursement</b>											
FY 2009-10 Long Bill Appropriation (SB 09-259)	\$35,684	0.0	\$24,115	\$0	\$11,569	\$0	\$0	\$0	\$0	\$0	\$24,115
SB 09-___ Special Bill FY 09-10 Appropriation	\$0	0.0	\$0	\$0	\$0	\$0	\$0	\$0	\$0	\$0	\$0
HB 09-___ Special Bill FY 09-10 Appropriation	\$0	0.0	\$0	\$0	\$0	\$0	\$0	\$0	\$0	\$0	\$0
<b>FY 2009-10 Total Appropriation</b>	<b>\$35,684</b>	<b>0.0</b>	<b>\$24,115</b>	<b>\$0</b>	<b>\$11,569</b>	<b>\$0</b>	<b>\$0</b>	<b>\$0</b>	<b>\$0</b>	<b>\$0</b>	<b>\$24,115</b>
SB 09-XXX Annualization "Sample Title of Legislation"	\$0	0.0	\$0	\$0	\$0	\$0	\$0	\$0	\$0	\$0	\$0
HB 09-XXX Annualization "Sample Title of Legislation"	\$0	0.0	\$0	\$0	\$0	\$0	\$0	\$0	\$0	\$0	\$0
Annualization of FY 2009-10 DI#1: "Sample Title of Decision Item"	\$0	0.0	\$0	\$0	\$0	\$0	\$0	\$0	\$0	\$0	\$0
Annualization of FY 2009-10 BRI#1: "Sample Title of Base Reduction Item"	\$0	0.0	\$0	\$0	\$0	\$0	\$0	\$0	\$0	\$0	\$0
Annualization of FY 2009-10 BA#1: "Sample Title of Budget Amendment"	\$0	0.0	\$0	\$0	\$0	\$0	\$0	\$0	\$0	\$0	\$0
<b>FY 2010-11 Base Request</b>	<b>\$35,684</b>	<b>0.0</b>	<b>\$24,115</b>	<b>\$0</b>	<b>\$11,569</b>	<b>\$0</b>	<b>\$0</b>	<b>\$0</b>	<b>\$0</b>	<b>\$0</b>	<b>\$24,115</b>
FY 2010-11 DI#1: "Title of Decision Item"	\$0	0.0	\$0	\$0	\$0	\$0	\$0	\$0	\$0	\$0	\$0
<b>FY 2010-11 November 2 Request</b>	<b>\$35,684</b>	<b>0.0</b>	<b>\$24,115</b>	<b>\$0</b>	<b>\$11,569</b>	<b>\$0</b>	<b>\$0</b>	<b>\$0</b>	<b>\$0</b>	<b>\$0</b>	<b>\$24,115</b>
<b>S.B. 06-235 Supplemental Amortization Equalization Disbursement</b>											
FY 2009-10 Long Bill Appropriation (SB 09-259)	\$22,280	0.0	\$14,586	\$0	\$7,694	\$0	\$0	\$0	\$0	\$0	\$14,586
SB 09-___ Special Bill FY 09-10 Appropriation	\$0	0.0	\$0	\$0	\$0	\$0	\$0	\$0	\$0	\$0	\$0
HB 09-___ Special Bill FY 09-10 Appropriation	\$0	0.0	\$0	\$0	\$0	\$0	\$0	\$0	\$0	\$0	\$0
<b>FY 2009-10 Total Appropriation</b>	<b>\$22,280</b>	<b>0.0</b>	<b>\$14,586</b>	<b>\$0</b>	<b>\$7,694</b>	<b>\$0</b>	<b>\$0</b>	<b>\$0</b>	<b>\$0</b>	<b>\$0</b>	<b>\$14,586</b>
SB 09-XXX Annualization "Sample Title of Legislation"	\$0	0.0	\$0	\$0	\$0	\$0	\$0	\$0	\$0	\$0	\$0
HB 09-XXX Annualization "Sample Title of Legislation"	\$0	0.0	\$0	\$0	\$0	\$0	\$0	\$0	\$0	\$0	\$0
Annualization of FY 2009-10 DI#1: "Sample Title of Decision Item"	\$0	0.0	\$0	\$0	\$0	\$0	\$0	\$0	\$0	\$0	\$0
Annualization of FY 2009-10 BRI#1: "Sample Title of Base Reduction Item"	\$0	0.0	\$0	\$0	\$0	\$0	\$0	\$0	\$0	\$0	\$0
Annualization of FY 2009-10 BA#1: "Sample Title of Budget Amendment"	\$0	0.0	\$0	\$0	\$0	\$0	\$0	\$0	\$0	\$0	\$0
<b>FY 2010-11 Base Request</b>	<b>\$22,280</b>	<b>0.0</b>	<b>\$14,586</b>	<b>\$0</b>	<b>\$7,694</b>	<b>\$0</b>	<b>\$0</b>	<b>\$0</b>	<b>\$0</b>	<b>\$0</b>	<b>\$14,586</b>
FY 2010-11 DI#1: "Title of Decision Item"	\$0	0.0	\$0	\$0	\$0	\$0	\$0	\$0	\$0	\$0	\$0
<b>FY 2010-11 November 2 Request</b>	<b>\$22,280</b>	<b>0.0</b>	<b>\$14,586</b>	<b>\$0</b>	<b>\$7,694</b>	<b>\$0</b>	<b>\$0</b>	<b>\$0</b>	<b>\$0</b>	<b>\$0</b>	<b>\$14,586</b>
<b>Salary Survey and Senior Executive Service</b>											
FY 2009-10 Long Bill Appropriation (SB 09-259)	\$0	0.0	\$0	\$0	\$0	\$0	\$0	\$0	\$0	\$0	\$0
SB 09-___ Special Bill FY 09-10 Appropriation	\$0	0.0	\$0	\$0	\$0	\$0	\$0	\$0	\$0	\$0	\$0
HB 09-___ Special Bill FY 09-10 Appropriation	\$0	0.0	\$0	\$0	\$0	\$0	\$0	\$0	\$0	\$0	\$0
<b>FY 2009-10 Total Appropriation</b>	<b>\$0</b>	<b>0.0</b>	<b>\$0</b>	<b>\$0</b>	<b>\$0</b>	<b>\$0</b>	<b>\$0</b>	<b>\$0</b>	<b>\$0</b>	<b>\$0</b>	<b>\$0</b>
SB 09-XXX Annualization "Sample Title of Legislation"	\$0	0.0	\$0	\$0	\$0	\$0	\$0	\$0	\$0	\$0	\$0
HB 09-XXX Annualization "Sample Title of Legislation"	\$0	0.0	\$0	\$0	\$0	\$0	\$0	\$0	\$0	\$0	\$0
Annualization of FY 2009-10 DI#1: "Sample Title of Decision Item"	\$0	0.0	\$0	\$0	\$0	\$0	\$0	\$0	\$0	\$0	\$0
Annualization of FY 2009-10 BRI#1: "Sample Title of Base Reduction Item"	\$0	0.0	\$0	\$0	\$0	\$0	\$0	\$0	\$0	\$0	\$0
Annualization of FY 2009-10 BA#1: "Sample Title of Budget Amendment"	\$0	0.0	\$0	\$0	\$0	\$0	\$0	\$0	\$0	\$0	\$0
<b>FY 2010-11 Base Request</b>	<b>\$0</b>	<b>0.0</b>	<b>\$0</b>	<b>\$0</b>	<b>\$0</b>	<b>\$0</b>	<b>\$0</b>	<b>\$0</b>	<b>\$0</b>	<b>\$0</b>	<b>\$0</b>
FY 2010-11 DI#1: "Title of Decision Item"	\$0	0.0	\$0	\$0	\$0	\$0	\$0	\$0	\$0	\$0	\$0
<b>FY 2010-11 November 2 Request</b>	<b>\$0</b>	<b>0.0</b>	<b>\$0</b>	<b>\$0</b>	<b>\$0</b>	<b>\$0</b>	<b>\$0</b>	<b>\$0</b>	<b>\$0</b>	<b>\$0</b>	<b>\$0</b>

**DEPARTMENT OF TREASURY**

FY 2010-11 RECONCILIATION OF DEPARTMENT REQUEST

Long Bill Line Item	Total Funds	FTE	General Fund	General Fund Exempt	Cash Funds	Reappropriated Funds	HUTF	Federal Funds	Medicaid Cash Funds	Medicaid General Fund	Net General Fund
<b>Performance-based Pay Awards</b>											
FY 2009-10 Long Bill Appropriation (SB 09-259)	\$0	0.0	\$0	\$0	\$0	\$0	\$0	\$0	\$0	\$0	\$0
SB 09-____ Special Bill FY 09-10 Appropriation	\$0	0.0	\$0	\$0	\$0	\$0	\$0	\$0	\$0	\$0	\$0
HB 09-____ Special Bill FY 09-10 Appropriation	\$0	0.0	\$0	\$0	\$0	\$0	\$0	\$0	\$0	\$0	\$0
<b>FY 2009-10 Total Appropriation</b>	<b>\$0</b>	<b>0.0</b>	<b>\$0</b>	<b>\$0</b>	<b>\$0</b>	<b>\$0</b>	<b>\$0</b>	<b>\$0</b>	<b>\$0</b>	<b>\$0</b>	<b>\$0</b>
SB 09-XXX Annualization "Sample Title of Legislation"	\$0	0.0	\$0	\$0	\$0	\$0	\$0	\$0	\$0	\$0	\$0
HB 09-XXX Annualization "Sample Title of Legislation"	\$0	0.0	\$0	\$0	\$0	\$0	\$0	\$0	\$0	\$0	\$0
Annualization of FY 2009-10 DI#1: "Sample Title of Decision Item"	\$0	0.0	\$0	\$0	\$0	\$0	\$0	\$0	\$0	\$0	\$0
Annualization of FY 2009-10 BRI#1: "Sample Title of Base Reduction Item"	\$0	0.0	\$0	\$0	\$0	\$0	\$0	\$0	\$0	\$0	\$0
Annualization of FY 2009-10 BA#1: "Sample Title of Budget Amendment"	\$0	0.0	\$0	\$0	\$0	\$0	\$0	\$0	\$0	\$0	\$0
<b>FY 2010-11 Base Request</b>	<b>\$0</b>	<b>0.0</b>	<b>\$0</b>	<b>\$0</b>	<b>\$0</b>	<b>\$0</b>	<b>\$0</b>	<b>\$0</b>	<b>\$0</b>	<b>\$0</b>	<b>\$0</b>
FY 2010-11 DI#1: "Title of Decision Item"	\$0	0.0	\$0	\$0	\$0	\$0	\$0	\$0	\$0	\$0	\$0
<b>FY 2010-11 November 2 Request</b>	<b>\$0</b>	<b>0.0</b>	<b>\$0</b>	<b>\$0</b>	<b>\$0</b>	<b>\$0</b>	<b>\$0</b>	<b>\$0</b>	<b>\$0</b>	<b>\$0</b>	<b>\$0</b>
<b>Workers' Compensation and Payment to Risk Management and Property Funds</b>											
FY 2009-10 Long Bill Appropriation (SB 09-259)	\$2,344	0.0	\$2,344	\$0	\$0	\$0	\$0	\$0	\$0	\$0	\$2,344
SB 09-____ Special Bill FY 09-10 Appropriation	\$0	0.0	\$0	\$0	\$0	\$0	\$0	\$0	\$0	\$0	\$0
HB 09-____ Special Bill FY 09-10 Appropriation	\$0	0.0	\$0	\$0	\$0	\$0	\$0	\$0	\$0	\$0	\$0
FY 2009-10 August 24th Base Reduction Request	(\$136)	0.0	(\$136)	\$0	\$0	\$0	\$0	\$0	\$0	\$0	(\$136)
<b>FY 2009-10 Total Appropriation</b>	<b>\$2,208</b>	<b>0.0</b>	<b>\$2,208</b>	<b>\$0</b>	<b>\$0</b>	<b>\$0</b>	<b>\$0</b>	<b>\$0</b>	<b>\$0</b>	<b>\$0</b>	<b>\$2,208</b>
SB 09-XXX Annualization "Sample Title of Legislation"	\$0	0.0	\$0	\$0	\$0	\$0	\$0	\$0	\$0	\$0	\$0
HB 09-XXX Annualization "Sample Title of Legislation"	\$0	0.0	\$0	\$0	\$0	\$0	\$0	\$0	\$0	\$0	\$0
Annualization of FY 2009-10 DI#1: "Sample Title of Decision Item"	\$0	0.0	\$0	\$0	\$0	\$0	\$0	\$0	\$0	\$0	\$0
Annualization of FY 2009-10 BRI#1: "Sample Title of Base Reduction Item"	\$0	0.0	\$0	\$0	\$0	\$0	\$0	\$0	\$0	\$0	\$0
Annualization of FY 2009-10 BA#1: "Sample Title of Budget Amendment"	\$0	0.0	\$0	\$0	\$0	\$0	\$0	\$0	\$0	\$0	\$0
<b>FY 2010-11 Base Request</b>	<b>\$2,208</b>	<b>0.0</b>	<b>\$2,208</b>	<b>\$0</b>	<b>\$0</b>	<b>\$0</b>	<b>\$0</b>	<b>\$0</b>	<b>\$0</b>	<b>\$0</b>	<b>\$2,208</b>
FY 2010-11 DI#1: "Title of Decision Item"	\$0	0.0	\$0	\$0	\$0	\$0	\$0	\$0	\$0	\$0	\$0
FY 2010-11 New DPA Base Adjustment Request	(\$523)	0.0	(\$523)	\$0	\$0	\$0	\$0	\$0	\$0	\$0	(\$523)
<b>FY 10-11 November 2 Request</b>	<b>\$1,685</b>	<b>0.0</b>	<b>\$1,685</b>	<b>\$0</b>	<b>\$0</b>	<b>\$0</b>	<b>\$0</b>	<b>\$0</b>	<b>\$0</b>	<b>\$0</b>	<b>\$1,685</b>
<b>Operating Expenses</b>											
FY 2009-10 Long Bill Appropriation (SB 09-259)	\$225,985	0.0	\$225,985	\$0	\$0	\$0	\$0	\$0	\$0	\$0	\$225,985
SB 09-____ Special Bill FY 09-10 Appropriation	\$0	0.0	\$0	\$0	\$0	\$0	\$0	\$0	\$0	\$0	\$0
HB 09-____ Special Bill FY 09-10 Appropriation	\$0	0.0	\$0	\$0	\$0	\$0	\$0	\$0	\$0	\$0	\$0
<b>FY 2009-10 Total Appropriation</b>	<b>\$225,985</b>	<b>0.0</b>	<b>\$225,985</b>	<b>\$0</b>	<b>\$0</b>	<b>\$0</b>	<b>\$0</b>	<b>\$0</b>	<b>\$0</b>	<b>\$0</b>	<b>\$225,985</b>
SB 09-XXX Annualization "Sample Title of Legislation"	\$0	0.0	\$0	\$0	\$0	\$0	\$0	\$0	\$0	\$0	\$0
HB 09-XXX Annualization "Sample Title of Legislation"	\$0	0.0	\$0	\$0	\$0	\$0	\$0	\$0	\$0	\$0	\$0
Annualization of FY 2009-10 DI#1: "Sample Title of Decision Item"	\$0	0.0	\$0	\$0	\$0	\$0	\$0	\$0	\$0	\$0	\$0
Annualization of FY 2009-10 BRI#1: "Sample Title of Base Reduction Item"	\$0	0.0	\$0	\$0	\$0	\$0	\$0	\$0	\$0	\$0	\$0
Annualization of FY 2009-10 BA#1: "Sample Title of Budget Amendment"	\$0	0.0	\$0	\$0	\$0	\$0	\$0	\$0	\$0	\$0	\$0
<b>FY 2010-11 Base Request</b>	<b>\$225,985</b>	<b>0.0</b>	<b>\$225,985</b>	<b>\$0</b>	<b>\$0</b>	<b>\$0</b>	<b>\$0</b>	<b>\$0</b>	<b>\$0</b>	<b>\$0</b>	<b>\$225,985</b>
FY 2010-11 DI#1: 3% Base Reduction	(\$28,012)	0.0	(\$28,012)	\$0	\$0	\$0	\$0	\$0	\$0	\$0	(\$28,012)
<b>FY 10-11 November 2 Request</b>	<b>\$197,973</b>	<b>0.0</b>	<b>\$197,973</b>	<b>\$0</b>	<b>\$0</b>	<b>\$0</b>	<b>\$0</b>	<b>\$0</b>	<b>\$0</b>	<b>\$0</b>	<b>\$197,973</b>

**DEPARTMENT OF TREASURY**

FY 2010-11 RECONCILIATION OF DEPARTMENT REQUEST

Long Bill Line Item	Total Funds	FTE	General Fund	General Fund Exempt	Cash Funds	Reappropriated Funds	HUTF	Federal Funds	Medicaid Cash Funds	Medicaid General Fund	Net General Fund
<b>Information Technology Asset Maintenance</b>											
FY 2009-10 Long Bill Appropriation (SB 09-259)	\$12,568	0.0	\$6,284	\$0	\$6,284	\$0	\$0	\$0	\$0	\$0	\$6,284
SB 09-___ Special Bill FY 09-10 Appropriation	\$0	0.0	\$0	\$0	\$0	\$0	\$0	\$0	\$0	\$0	\$0
HB 09-___ Special Bill FY 09-10 Appropriation	\$0	0.0	\$0	\$0	\$0	\$0	\$0	\$0	\$0	\$0	\$0
<b>FY 2009-10 Total Appropriation</b>	<b>\$12,568</b>	<b>0.0</b>	<b>\$6,284</b>	<b>\$0</b>	<b>\$6,284</b>	<b>\$0</b>	<b>\$0</b>	<b>\$0</b>	<b>\$0</b>	<b>\$0</b>	<b>\$6,284</b>
SB 09-XXX Annualization "Sample Title of Legislation"	\$0	0.0	\$0	\$0	\$0	\$0	\$0	\$0	\$0	\$0	\$0
HB 09-XXX Annualization "Sample Title of Legislation"	\$0	0.0	\$0	\$0	\$0	\$0	\$0	\$0	\$0	\$0	\$0
Annualization of FY 2009-10 DI#1: "Sample Title of Decision Item"	\$0	0.0	\$0	\$0	\$0	\$0	\$0	\$0	\$0	\$0	\$0
Annualization of FY 2009-10 BRI#1: "Sample Title of Base Reduction Item"	\$0	0.0	\$0	\$0	\$0	\$0	\$0	\$0	\$0	\$0	\$0
Annualization of FY 2009-10 BA#1: "Sample Title of Budget Amendment"	\$0	0.0	\$0	\$0	\$0	\$0	\$0	\$0	\$0	\$0	\$0
<b>FY 2010-11 Base Request</b>	<b>\$12,568</b>	<b>0.0</b>	<b>\$6,284</b>	<b>\$0</b>	<b>\$6,284</b>	<b>\$0</b>	<b>\$0</b>	<b>\$0</b>	<b>\$0</b>	<b>\$0</b>	<b>\$6,284</b>
FY 2010-11 DI#1: "Title of Decision Item"	\$0	0.0	\$0	\$0	\$0	\$0	\$0	\$0	\$0	\$0	\$0
<b>FY 10-11 November 2 Request</b>	<b>\$12,568</b>	<b>0.0</b>	<b>\$6,284</b>	<b>\$0</b>	<b>\$6,284</b>	<b>\$0</b>	<b>\$0</b>	<b>\$0</b>	<b>\$0</b>	<b>\$0</b>	<b>\$6,284</b>
<b>Legal Services for 575 hours</b>											
FY 2009-10 Long Bill Appropriation (SB 09-259)	\$43,344	0.0	\$21,672	\$0	\$21,672	\$0	\$0	\$0	\$0	\$0	\$21,672
SB 09-___ Special Bill FY 09-10 Appropriation	\$0	0.0	\$0	\$0	\$0	\$0	\$0	\$0	\$0	\$0	\$0
HB 09-___ Special Bill FY 09-10 Appropriation	\$0	0.0	\$0	\$0	\$0	\$0	\$0	\$0	\$0	\$0	\$0
<b>FY 2009-10 Total Appropriation</b>	<b>\$43,344</b>	<b>0.0</b>	<b>\$21,672</b>	<b>\$0</b>	<b>\$21,672</b>	<b>\$0</b>	<b>\$0</b>	<b>\$0</b>	<b>\$0</b>	<b>\$0</b>	<b>\$21,672</b>
SB 09-XXX Annualization "Sample Title of Legislation"	\$0	0.0	\$0	\$0	\$0	\$0	\$0	\$0	\$0	\$0	\$0
HB 09-XXX Annualization "Sample Title of Legislation"	\$0	0.0	\$0	\$0	\$0	\$0	\$0	\$0	\$0	\$0	\$0
Annualization of FY 2009-10 DI#1: "Sample Title of Decision Item"	\$0	0.0	\$0	\$0	\$0	\$0	\$0	\$0	\$0	\$0	\$0
Annualization of FY 2009-10 BRI#1: "Sample Title of Base Reduction Item"	\$0	0.0	\$0	\$0	\$0	\$0	\$0	\$0	\$0	\$0	\$0
Annualization of FY 2009-10 BA#1: "Sample Title of Budget Amendment"	\$0	0.0	\$0	\$0	\$0	\$0	\$0	\$0	\$0	\$0	\$0
<b>FY 2010-11 Base Request</b>	<b>\$43,344</b>	<b>0.0</b>	<b>\$21,672</b>	<b>\$0</b>	<b>\$21,672</b>	<b>\$0</b>	<b>\$0</b>	<b>\$0</b>	<b>\$0</b>	<b>\$0</b>	<b>\$21,672</b>
FY 2010-11 DI#1: "Title of Decision Item"	\$0	0.0	\$0	\$0	\$0	\$0	\$0	\$0	\$0	\$0	\$0
<b>FY 10-11 November 2 Request</b>	<b>\$43,344</b>	<b>0.0</b>	<b>\$21,672</b>	<b>\$0</b>	<b>\$21,672</b>	<b>\$0</b>	<b>\$0</b>	<b>\$0</b>	<b>\$0</b>	<b>\$0</b>	<b>\$21,672</b>
<b>Purchase of Services from Computer Center</b>											
FY 2009-10 Long Bill Appropriation (SB 09-259)	\$21,767	0.0	\$21,767	\$0	\$0	\$0	\$0	\$0	\$0	\$0	\$21,767
SB 09-___ Special Bill FY 09-10 Appropriation	\$0	0.0	\$0	\$0	\$0	\$0	\$0	\$0	\$0	\$0	\$0
HB 09-___ Special Bill FY 09-10 Appropriation	\$0	0.0	\$0	\$0	\$0	\$0	\$0	\$0	\$0	\$0	\$0
<b>FY 2009-10 Total Appropriation</b>	<b>\$21,767</b>	<b>0.0</b>	<b>\$21,767</b>	<b>\$0</b>	<b>\$0</b>	<b>\$0</b>	<b>\$0</b>	<b>\$0</b>	<b>\$0</b>	<b>\$0</b>	<b>\$21,767</b>
SB 09-XXX Annualization "Sample Title of Legislation"	\$0	0.0	\$0	\$0	\$0	\$0	\$0	\$0	\$0	\$0	\$0
HB 09-XXX Annualization "Sample Title of Legislation"	\$0	0.0	\$0	\$0	\$0	\$0	\$0	\$0	\$0	\$0	\$0
Annualization of FY 2009-10 DI#1: "Sample Title of Decision Item"	\$0	0.0	\$0	\$0	\$0	\$0	\$0	\$0	\$0	\$0	\$0
Annualization of FY 2009-10 BRI#1: "Sample Title of Base Reduction Item"	\$0	0.0	\$0	\$0	\$0	\$0	\$0	\$0	\$0	\$0	\$0
Annualization of FY 2009-10 BA#1: "Sample Title of Budget Amendment"	\$0	0.0	\$0	\$0	\$0	\$0	\$0	\$0	\$0	\$0	\$0
<b>FY 2010-11 Base Request</b>	<b>\$21,767</b>	<b>0.0</b>	<b>\$21,767</b>	<b>\$0</b>	<b>\$0</b>	<b>\$0</b>	<b>\$0</b>	<b>\$0</b>	<b>\$0</b>	<b>\$0</b>	<b>\$21,767</b>
FY 2010-11 DI#1: "Title of Decision Item"	\$0	0.0	\$0	\$0	\$0	\$0	\$0	\$0	\$0	\$0	\$0
FY 2010-11 New OIT Base Adjustment Request	(\$17,954)	0.0	(\$17,954)	\$0	\$0	\$0	\$0	\$0	\$0	\$0	(\$17,954)
<b>FY 10-11 November 2 Request</b>	<b>\$3,813</b>	<b>0.0</b>	<b>\$3,813</b>	<b>\$0</b>	<b>\$0</b>	<b>\$0</b>	<b>\$0</b>	<b>\$0</b>	<b>\$0</b>	<b>\$0</b>	<b>\$3,813</b>

**DEPARTMENT OF TREASURY**

**FY 2010-11 RECONCILIATION OF DEPARTMENT REQUEST**

Long Bill Line Item	Total Funds	FTE	General Fund	General Fund Exempt	Cash Funds	Reappropriated Funds	HUTF	Federal Funds	Medicaid Cash Funds	Medicaid General Fund	Net General Fund
<b>Capitol Complex Leased Space</b>											
FY 2009-10 Long Bill Appropriation (SB 09-259)	\$55,706	0.0	\$55,706	\$0	\$0	\$0	\$0	\$0	\$0	\$0	\$55,706
SB 09-___ Special Bill FY 09-10 Appropriation	\$0	0.0	\$0	\$0	\$0	\$0	\$0	\$0	\$0	\$0	\$0
HB 09-___ Special Bill FY 09-10 Appropriation	\$0	0.0	\$0	\$0	\$0	\$0	\$0	\$0	\$0	\$0	\$0
FY 2009-10 August 24th Base Reduction Request	(\$752)	0.0	(\$752)	\$0	\$0	\$0	\$0	\$0	\$0	\$0	(\$752)
<b>FY 2009-10 Total Appropriation</b>	<b>\$54,954</b>	<b>0.0</b>	<b>\$54,954</b>	<b>\$0</b>	<b>\$0</b>	<b>\$0</b>	<b>\$0</b>	<b>\$0</b>	<b>\$0</b>	<b>\$0</b>	<b>\$54,954</b>
SB 09-XXX Annualization "Sample Title of Legislation"	\$0	0.0	\$0	\$0	\$0	\$0	\$0	\$0	\$0	\$0	\$0
HB 09-XXX Annualization "Sample Title of Legislation"	\$0	0.0	\$0	\$0	\$0	\$0	\$0	\$0	\$0	\$0	\$0
Annualization of FY 2009-10 DI#1: "Sample Title of Decision Item"	\$0	0.0	\$0	\$0	\$0	\$0	\$0	\$0	\$0	\$0	\$0
Annualization of FY 2009-10 BRI#1: "Sample Title of Base Reduction Item"	\$0	0.0	\$0	\$0	\$0	\$0	\$0	\$0	\$0	\$0	\$0
Annualization of FY 2009-10 BA#1: "Sample Title of Budget Amendment"	\$0	0.0	\$0	\$0	\$0	\$0	\$0	\$0	\$0	\$0	\$0
<b>FY 2010-11 Base Request</b>	<b>\$54,954</b>	<b>0.0</b>	<b>\$54,954</b>	<b>\$0</b>	<b>\$0</b>	<b>\$0</b>	<b>\$0</b>	<b>\$0</b>	<b>\$0</b>	<b>\$0</b>	<b>\$54,954</b>
FY 2010-11 DI#1: "Title of Decision Item"	\$0	0.0	\$0	\$0	\$0	\$0	\$0	\$0	\$0	\$0	\$0
FY 2010-11 New DPA Base Adjustment Request	(\$1,005)	0.0	(\$1,005)	\$0	\$0	\$0	\$0	\$0	\$0	\$0	(\$1,005)
<b>FY 10-11 November 2 Request</b>	<b>\$53,949</b>	<b>0.0</b>	<b>\$53,949</b>	<b>\$0</b>	<b>\$0</b>	<b>\$0</b>	<b>\$0</b>	<b>\$0</b>	<b>\$0</b>	<b>\$0</b>	<b>\$53,949</b>
<b>Charter School Facilities Financing Services</b>											
FY 2009-10 Long Bill Appropriation (SB 09-259)	\$5,000	0.0	\$0	\$0	\$5,000	\$0	\$0	\$0	\$0	\$0	\$0
SB 09-___ Special Bill FY 09-10 Appropriation	\$0	0.0	\$0	\$0	\$0	\$0	\$0	\$0	\$0	\$0	\$0
HB 09-___ Special Bill FY 09-10 Appropriation	\$0	0.0	\$0	\$0	\$0	\$0	\$0	\$0	\$0	\$0	\$0
<b>FY 2009-10 Total Appropriation</b>	<b>\$5,000</b>	<b>0.0</b>	<b>\$0</b>	<b>\$0</b>	<b>\$5,000</b>	<b>\$0</b>	<b>\$0</b>	<b>\$0</b>	<b>\$0</b>	<b>\$0</b>	<b>\$0</b>
SB 09-XXX Annualization "Sample Title of Legislation"	\$0	0.0	\$0	\$0	\$0	\$0	\$0	\$0	\$0	\$0	\$0
HB 09-XXX Annualization "Sample Title of Legislation"	\$0	0.0	\$0	\$0	\$0	\$0	\$0	\$0	\$0	\$0	\$0
Annualization of FY 2009-10 DI#1: "Sample Title of Decision Item"	\$0	0.0	\$0	\$0	\$0	\$0	\$0	\$0	\$0	\$0	\$0
Annualization of FY 2009-10 BRI#1: "Sample Title of Base Reduction Item"	\$0	0.0	\$0	\$0	\$0	\$0	\$0	\$0	\$0	\$0	\$0
Annualization of FY 2009-10 BA#1: "Sample Title of Budget Amendment"	\$0	0.0	\$0	\$0	\$0	\$0	\$0	\$0	\$0	\$0	\$0
<b>FY 2010-11 Base Request</b>	<b>\$5,000</b>	<b>0.0</b>	<b>\$0</b>	<b>\$0</b>	<b>\$5,000</b>	<b>\$0</b>	<b>\$0</b>	<b>\$0</b>	<b>\$0</b>	<b>\$0</b>	<b>\$0</b>
FY 2010-11 DI#1: "Title of Decision Item"	\$0	0.0	\$0	\$0	\$0	\$0	\$0	\$0	\$0	\$0	\$0
<b>FY 10-11 November 2 Request</b>	<b>\$5,000</b>	<b>0.0</b>	<b>\$0</b>	<b>\$0</b>	<b>\$5,000</b>	<b>\$0</b>	<b>\$0</b>	<b>\$0</b>	<b>\$0</b>	<b>\$0</b>	<b>\$0</b>
<b>Discretionary Fund</b>											
FY 2009-10 Long Bill Appropriation (SB 09-259)	\$5,000	0.0	\$5,000	\$0	\$0	\$0	\$0	\$0	\$0	\$0	\$5,000
SB 09-___ Special Bill FY 09-10 Appropriation	\$0	0.0	\$0	\$0	\$0	\$0	\$0	\$0	\$0	\$0	\$0
HB 09-___ Special Bill FY 09-10 Appropriation	\$0	0.0	\$0	\$0	\$0	\$0	\$0	\$0	\$0	\$0	\$0
<b>FY 2009-10 Total Appropriation</b>	<b>\$5,000</b>	<b>0.0</b>	<b>\$5,000</b>	<b>\$0</b>	<b>\$0</b>	<b>\$0</b>	<b>\$0</b>	<b>\$0</b>	<b>\$0</b>	<b>\$0</b>	<b>\$5,000</b>
SB 09-XXX Annualization "Sample Title of Legislation"	\$0	0.0	\$0	\$0	\$0	\$0	\$0	\$0	\$0	\$0	\$0
HB 09-XXX Annualization "Sample Title of Legislation"	\$0	0.0	\$0	\$0	\$0	\$0	\$0	\$0	\$0	\$0	\$0
Annualization of FY 2009-10 DI#1: "Sample Title of Decision Item"	\$0	0.0	\$0	\$0	\$0	\$0	\$0	\$0	\$0	\$0	\$0
Annualization of FY 2009-10 BRI#1: "Sample Title of Base Reduction Item"	\$0	0.0	\$0	\$0	\$0	\$0	\$0	\$0	\$0	\$0	\$0
Annualization of FY 2009-10 BA#1: "Sample Title of Budget Amendment"	\$0	0.0	\$0	\$0	\$0	\$0	\$0	\$0	\$0	\$0	\$0
<b>FY 2010-11 Base Request</b>	<b>\$5,000</b>	<b>0.0</b>	<b>\$5,000</b>	<b>\$0</b>	<b>\$0</b>	<b>\$0</b>	<b>\$0</b>	<b>\$0</b>	<b>\$0</b>	<b>\$0</b>	<b>\$5,000</b>
FY 2010-11 DI#1: "Title of Decision Item"	\$0	0.0	\$0	\$0	\$0	\$0	\$0	\$0	\$0	\$0	\$0
<b>FY 10-11 November 2 Request</b>	<b>\$5,000</b>	<b>0.0</b>	<b>\$5,000</b>	<b>\$0</b>	<b>\$0</b>	<b>\$0</b>	<b>\$0</b>	<b>\$0</b>	<b>\$0</b>	<b>\$0</b>	<b>\$5,000</b>
<b>(1) ADMINISTRATION</b>											
<b>FY 2009-10 Total Appropriation (Long Bill, Spec Bills, and 08/24 Requests)</b>	<b>\$1,875,675</b>	<b>16.0</b>	<b>\$932,833</b>	<b>\$0</b>	<b>\$942,842</b>	<b>\$0</b>	<b>\$0</b>	<b>\$0</b>	<b>\$0</b>	<b>\$0</b>	<b>\$932,833</b>
<b>FY 2010-11 Base Request</b>	<b>\$1,875,675</b>	<b>16.0</b>	<b>\$932,833</b>	<b>\$0</b>	<b>\$942,842</b>	<b>\$0</b>	<b>\$0</b>	<b>\$0</b>	<b>\$0</b>	<b>\$0</b>	<b>\$932,833</b>
<b>FY 2010-11 November 2 Request</b>	<b>\$1,828,181</b>	<b>16.0</b>	<b>\$885,339</b>	<b>\$0</b>	<b>\$942,842</b>	<b>\$0</b>	<b>\$0</b>	<b>\$0</b>	<b>\$0</b>	<b>\$0</b>	<b>\$885,339</b>

**DEPARTMENT OF TREASURY**

FY 2010-11 RECONCILIATION OF DEPARTMENT REQUEST

Long Bill Line Item	Total Funds	FTE	General Fund	General Fund Exempt	Cash Funds	Reappropriated Funds	HUTF	Federal Funds	Medicaid Cash Funds	Medicaid General Fund	Net General Fund
<b>(2) UPCLAIMED PROPERTY PROGRAM</b>											
<b>Personal Services</b>											
FY 2009-10 Long Bill Appropriation (SB 09-259)	\$781,790	15.5	\$0	\$0	\$781,790	\$0	\$0	\$0	\$0	\$0	\$0
SB 09-____ Special Bill FY 09-10 Appropriation	\$0	0.0	\$0	\$0	\$0	\$0	\$0	\$0	\$0	\$0	\$0
HB 09-____ Special Bill FY 09-10 Appropriation	\$0	0.0	\$0	\$0	\$0	\$0	\$0	\$0	\$0	\$0	\$0
<b>FY 2009-10 Total Appropriation</b>	<b>\$781,790</b>	<b>15.5</b>	<b>\$0</b>	<b>\$0</b>	<b>\$781,790</b>	<b>\$0</b>	<b>\$0</b>	<b>\$0</b>	<b>\$0</b>	<b>\$0</b>	<b>\$0</b>
SB 09-XXX Annualization "Sample Title of Legislation"	\$0	0.0	\$0	\$0	\$0	\$0	\$0	\$0	\$0	\$0	\$0
HB 09-XXX Annualization "Sample Title of Legislation"	\$0	0.0	\$0	\$0	\$0	\$0	\$0	\$0	\$0	\$0	\$0
Annualization of FY 2009-10 DI#1: "Sample Title of Decision Item"	\$0	0.0	\$0	\$0	\$0	\$0	\$0	\$0	\$0	\$0	\$0
Annualization of FY 2009-10 BRI#1: "Sample Title of Base Reduction Item"	\$0	0.0	\$0	\$0	\$0	\$0	\$0	\$0	\$0	\$0	\$0
Annualization of FY 2009-10 BA#1: "Sample Title of Budget Amendment"	\$0	0.0	\$0	\$0	\$0	\$0	\$0	\$0	\$0	\$0	\$0
Annualization from Statewide FY 2009-10 Personal Services Reduction	\$0	0.0	\$0	\$0	\$0	\$0	\$0	\$0	\$0	\$0	\$0
<b>FY 2010-11 Base Request</b>	<b>\$781,790</b>	<b>15.5</b>	<b>\$0</b>	<b>\$0</b>	<b>\$781,790</b>	<b>\$0</b>	<b>\$0</b>	<b>\$0</b>	<b>\$0</b>	<b>\$0</b>	<b>\$0</b>
FY 2010-11 DI#1: "Title of Decision Item"	\$0	0.0	\$0	\$0	\$0	\$0	\$0	\$0	\$0	\$0	\$0
FY 2010-11 DI#2: "Title of Decision Item"	\$0	0.0	\$0	\$0	\$0	\$0	\$0	\$0	\$0	\$0	\$0
<b>FY 2010-11 November 2 Request</b>	<b>\$781,790</b>	<b>15.5</b>	<b>\$0</b>	<b>\$0</b>	<b>\$781,790</b>	<b>\$0</b>	<b>\$0</b>	<b>\$0</b>	<b>\$0</b>	<b>\$0</b>	<b>\$0</b>
<b>Operating Expenses</b>											
FY 2009-10 Long Bill Appropriation (SB 09-259)	\$124,226	0.0	\$0	\$0	\$124,226	\$0	\$0	\$0	\$0	\$0	\$0
SB 09-____ Special Bill FY 09-10 Appropriation	\$0	0.0	\$0	\$0	\$0	\$0	\$0	\$0	\$0	\$0	\$0
HB 09-____ Special Bill FY 09-10 Appropriation	\$0	0.0	\$0	\$0	\$0	\$0	\$0	\$0	\$0	\$0	\$0
<b>FY 2009-10 Total Appropriation</b>	<b>\$124,226</b>	<b>0.0</b>	<b>\$0</b>	<b>\$0</b>	<b>\$124,226</b>	<b>\$0</b>	<b>\$0</b>	<b>\$0</b>	<b>\$0</b>	<b>\$0</b>	<b>\$0</b>
SB 09-XXX Annualization "Sample Title of Legislation"	\$0	0.0	\$0	\$0	\$0	\$0	\$0	\$0	\$0	\$0	\$0
HB 09-XXX Annualization "Sample Title of Legislation"	\$0	0.0	\$0	\$0	\$0	\$0	\$0	\$0	\$0	\$0	\$0
Annualization of FY 2009-10 DI#1: "Sample Title of Decision Item"	\$0	0.0	\$0	\$0	\$0	\$0	\$0	\$0	\$0	\$0	\$0
Annualization of FY 2009-10 BRI#1: "Sample Title of Base Reduction Item"	\$0	0.0	\$0	\$0	\$0	\$0	\$0	\$0	\$0	\$0	\$0
Annualization of FY 2009-10 BA#1: "Sample Title of Budget Amendment"	\$0	0.0	\$0	\$0	\$0	\$0	\$0	\$0	\$0	\$0	\$0
<b>FY 2010-11 Base Request</b>	<b>\$124,226</b>	<b>0.0</b>	<b>\$0</b>	<b>\$0</b>	<b>\$124,226</b>	<b>\$0</b>	<b>\$0</b>	<b>\$0</b>	<b>\$0</b>	<b>\$0</b>	<b>\$0</b>
FY 2010-11 DI#1: "Title of Decision Item"	\$0	0.0	\$0	\$0	\$0	\$0	\$0	\$0	\$0	\$0	\$0
FY 2010-11 DI#2: "Title of Decision Item"	\$0	0.0	\$0	\$0	\$0	\$0	\$0	\$0	\$0	\$0	\$0
<b>FY 2010-11 November 2 Request</b>	<b>\$124,226</b>	<b>0.0</b>	<b>\$0</b>	<b>\$0</b>	<b>\$124,226</b>	<b>\$0</b>	<b>\$0</b>	<b>\$0</b>	<b>\$0</b>	<b>\$0</b>	<b>\$0</b>
<b>Promotion and Correspondence</b>											
FY 2009-10 Long Bill Appropriation (SB 09-259)	\$200,000	0.0	\$0	\$0	\$200,000	\$0	\$0	\$0	\$0	\$0	\$0
SB 09-____ Special Bill FY 09-10 Appropriation	\$0	0.0	\$0	\$0	\$0	\$0	\$0	\$0	\$0	\$0	\$0
HB 09-____ Special Bill FY 09-10 Appropriation	\$0	0.0	\$0	\$0	\$0	\$0	\$0	\$0	\$0	\$0	\$0
<b>FY 2009-10 Total Appropriation</b>	<b>\$200,000</b>	<b>0.0</b>	<b>\$0</b>	<b>\$0</b>	<b>\$200,000</b>	<b>\$0</b>	<b>\$0</b>	<b>\$0</b>	<b>\$0</b>	<b>\$0</b>	<b>\$0</b>
SB 09-XXX Annualization "Sample Title of Legislation"	\$0	0.0	\$0	\$0	\$0	\$0	\$0	\$0	\$0	\$0	\$0
HB 09-XXX Annualization "Sample Title of Legislation"	\$0	0.0	\$0	\$0	\$0	\$0	\$0	\$0	\$0	\$0	\$0
Annualization of FY 2009-10 DI#1: "Sample Title of Decision Item"	\$0	0.0	\$0	\$0	\$0	\$0	\$0	\$0	\$0	\$0	\$0
Annualization of FY 2009-10 BRI#1: "Sample Title of Base Reduction Item"	\$0	0.0	\$0	\$0	\$0	\$0	\$0	\$0	\$0	\$0	\$0
Annualization of FY 2009-10 BA#1: "Sample Title of Budget Amendment"	\$0	0.0	\$0	\$0	\$0	\$0	\$0	\$0	\$0	\$0	\$0
<b>FY 2010-11 Base Request</b>	<b>\$200,000</b>	<b>0.0</b>	<b>\$0</b>	<b>\$0</b>	<b>\$200,000</b>	<b>\$0</b>	<b>\$0</b>	<b>\$0</b>	<b>\$0</b>	<b>\$0</b>	<b>\$0</b>
FY 2010-11 DI#1: "Title of Decision Item"	\$0	0.0	\$0	\$0	\$0	\$0	\$0	\$0	\$0	\$0	\$0
FY 2010-11 DI#2: "Title of Decision Item"	\$0	0.0	\$0	\$0	\$0	\$0	\$0	\$0	\$0	\$0	\$0
<b>FY 2010-11 November 2 Request</b>	<b>\$200,000</b>	<b>0.0</b>	<b>\$0</b>	<b>\$0</b>	<b>\$200,000</b>	<b>\$0</b>	<b>\$0</b>	<b>\$0</b>	<b>\$0</b>	<b>\$0</b>	<b>\$0</b>

**DEPARTMENT OF TREASURY**

FY 2010-11 RECONCILIATION OF DEPARTMENT REQUEST

Long Bill Line Item	Total Funds	FTE	General Fund	General Fund Exempt	Cash Funds	Reappropriated Funds	HUTF	Federal Funds	Medicaid Cash Funds	Medicaid General Fund	Net General Fund
<b>Leased Space</b>											
FY 2009-10 Long Bill Appropriation (SB 09-259)	\$50,257	0.0	\$0	\$0	\$50,257	\$0	\$0	\$0	\$0	\$0	\$0
SB 09-____ Special Bill FY 09-10 Appropriation	\$0	0.0	\$0	\$0	\$0	\$0	\$0	\$0	\$0	\$0	\$0
HB 09-____ Special Bill FY 09-10 Appropriation	\$0	0.0	\$0	\$0	\$0	\$0	\$0	\$0	\$0	\$0	\$0
<b>FY 2009-10 Total Appropriation</b>	<b>\$50,257</b>	<b>0.0</b>	<b>\$0</b>	<b>\$0</b>	<b>\$50,257</b>	<b>\$0</b>	<b>\$0</b>	<b>\$0</b>	<b>\$0</b>	<b>\$0</b>	<b>\$0</b>
SB 09-XXX Annualization "Sample Title of Legislation"	\$0	0.0	\$0	\$0	\$0	\$0	\$0	\$0	\$0	\$0	\$0
HB 09-XXX Annualization "Sample Title of Legislation"	\$0	0.0	\$0	\$0	\$0	\$0	\$0	\$0	\$0	\$0	\$0
Annualization of FY 2009-10 DI#1: "Sample Title of Decision Item"	\$0	0.0	\$0	\$0	\$0	\$0	\$0	\$0	\$0	\$0	\$0
Annualization of FY 2009-10 BRI#1: "Sample Title of Base Reduction Item"	\$0	0.0	\$0	\$0	\$0	\$0	\$0	\$0	\$0	\$0	\$0
Annualization of FY 2009-10 BA#1: "Sample Title of Budget Amendment"	\$0	0.0	\$0	\$0	\$0	\$0	\$0	\$0	\$0	\$0	\$0
Adjustment per 5-year Lease Agreement Dated May 4, 2006	\$1,733	0.0	\$0	\$0	\$1,733	\$0	\$0	\$0	\$0	\$0	\$0
<b>FY 2010-11 Base Request</b>	<b>\$51,990</b>	<b>0.0</b>	<b>\$0</b>	<b>\$0</b>	<b>\$51,990</b>	<b>\$0</b>	<b>\$0</b>	<b>\$0</b>	<b>\$0</b>	<b>\$0</b>	<b>\$0</b>
FY 2010-11 DI#1: "Title of Decision Item"	\$0	0.0	\$0	\$0	\$0	\$0	\$0	\$0	\$0	\$0	\$0
FY 2010-11 DI#2: "Title of Decision Item"	\$0	0.0	\$0	\$0	\$0	\$0	\$0	\$0	\$0	\$0	\$0
<b>FY 2010-11 November 2 Request</b>	<b>\$51,990</b>	<b>0.0</b>	<b>\$0</b>	<b>\$0</b>	<b>\$51,990</b>	<b>\$0</b>	<b>\$0</b>	<b>\$0</b>	<b>\$0</b>	<b>\$0</b>	<b>\$0</b>
<b>Contract Auditor Services</b>											
FY 2009-10 Long Bill Appropriation (SB 09-259)	\$800,000	0.0	\$0	\$0	\$800,000	\$0	\$0	\$0	\$0	\$0	\$0
SB 09-____ Special Bill FY 09-10 Appropriation	\$0	0.0	\$0	\$0	\$0	\$0	\$0	\$0	\$0	\$0	\$0
HB 09-____ Special Bill FY 09-10 Appropriation	\$0	0.0	\$0	\$0	\$0	\$0	\$0	\$0	\$0	\$0	\$0
<b>FY 2009-10 Total Appropriation</b>	<b>\$800,000</b>	<b>0.0</b>	<b>\$0</b>	<b>\$0</b>	<b>\$800,000</b>	<b>\$0</b>	<b>\$0</b>	<b>\$0</b>	<b>\$0</b>	<b>\$0</b>	<b>\$0</b>
SB 09-XXX Annualization "Sample Title of Legislation"	\$0	0.0	\$0	\$0	\$0	\$0	\$0	\$0	\$0	\$0	\$0
HB 09-XXX Annualization "Sample Title of Legislation"	\$0	0.0	\$0	\$0	\$0	\$0	\$0	\$0	\$0	\$0	\$0
Annualization of FY 2009-10 DI#1: "Sample Title of Decision Item"	\$0	0.0	\$0	\$0	\$0	\$0	\$0	\$0	\$0	\$0	\$0
Annualization of FY 2009-10 BRI#1: "Sample Title of Base Reduction Item"	\$0	0.0	\$0	\$0	\$0	\$0	\$0	\$0	\$0	\$0	\$0
Annualization of FY 2009-10 BA#1: "Sample Title of Budget Amendment"	\$0	0.0	\$0	\$0	\$0	\$0	\$0	\$0	\$0	\$0	\$0
<b>FY 2010-11 Base Request</b>	<b>\$800,000</b>	<b>0.0</b>	<b>\$0</b>	<b>\$0</b>	<b>\$800,000</b>	<b>\$0</b>	<b>\$0</b>	<b>\$0</b>	<b>\$0</b>	<b>\$0</b>	<b>\$0</b>
FY 2010-11 DI#1: "Title of Decision Item"	\$0	0.0	\$0	\$0	\$0	\$0	\$0	\$0	\$0	\$0	\$0
FY 2010-11 DI#2: "Title of Decision Item"	\$0	0.0	\$0	\$0	\$0	\$0	\$0	\$0	\$0	\$0	\$0
<b>FY 2010-11 November 2 Request</b>	<b>\$800,000</b>	<b>0.0</b>	<b>\$0</b>	<b>\$0</b>	<b>\$800,000</b>	<b>\$0</b>	<b>\$0</b>	<b>\$0</b>	<b>\$0</b>	<b>\$0</b>	<b>\$0</b>
<b>(2) UPCLAIMED PROPERTY PROGRAM</b>											
<b>FY 2009-10 Total Appropriation (Long Bill plus Special Bills)</b>	<b>\$1,956,273</b>	<b>15.5</b>	<b>\$0</b>	<b>\$0</b>	<b>\$1,956,273</b>	<b>\$0</b>	<b>\$0</b>	<b>\$0</b>	<b>\$0</b>	<b>\$0</b>	<b>\$0</b>
<b>FY 2010-11 Base Request</b>	<b>\$1,958,006</b>	<b>15.5</b>	<b>\$0</b>	<b>\$0</b>	<b>\$1,958,006</b>	<b>\$0</b>	<b>\$0</b>	<b>\$0</b>	<b>\$0</b>	<b>\$0</b>	<b>\$0</b>
<b>FY 2010-11 November 2 Request</b>	<b>\$1,958,006</b>	<b>15.5</b>	<b>\$0</b>	<b>\$0</b>	<b>\$1,958,006</b>	<b>\$0</b>	<b>\$0</b>	<b>\$0</b>	<b>\$0</b>	<b>\$0</b>	<b>\$0</b>

**DEPARTMENT OF TREASURY**

**FY 2010-11 RECONCILIATION OF DEPARTMENT REQUEST**

Long Bill Line Item	Total Funds	FTE	General Fund	General Fund Exempt	Cash Funds	Reappropriated Funds	HUTF	Federal Funds	Medicaid Cash Funds	Medicaid General Fund	Net General Fund
<b>(3) SPECIAL PURPOSE</b>											
<b>Senior Citizen and Disabled Veteran Property Tax Exemption</b>											
FY 2009-10 Long Bill Appropriation (SB 09-259)	\$91,400,000	0.0	\$91,400,000	\$0	\$0	\$0	\$0	\$0	\$0	\$0	\$91,400,000
SB 09-276 Special Bill FY 09-10 Appropriation	(\$90,400,000)	0.0	(\$90,400,000)	\$0	\$0	\$0	\$0	\$0	\$0	\$0	(\$90,400,000)
HB 09-____ Special Bill FY 09-10 Appropriation	\$0	0.0	\$0	\$0	\$0	\$0	\$0	\$0	\$0	\$0	\$0
<b>FY 2009-10 Total Appropriation</b>	<b>\$1,000,000</b>	<b>0.0</b>	<b>\$1,000,000</b>	<b>\$0</b>	<b>\$0</b>	<b>\$0</b>	<b>\$0</b>	<b>\$0</b>	<b>\$0</b>	<b>\$0</b>	<b>\$1,000,000</b>
SB 09-XXX Annualization "Sample Title of Legislation"	\$0	0.0	\$0	\$0	\$0	\$0	\$0	\$0	\$0	\$0	\$0
HB 09-XXX Annualization "Sample Title of Legislation"	\$0	0.0	\$0	\$0	\$0	\$0	\$0	\$0	\$0	\$0	\$0
Annualization of FY 2009-10 DI#1: "Sample Title of Decision Item"	\$0	0.0	\$0	\$0	\$0	\$0	\$0	\$0	\$0	\$0	\$0
Annualization of FY 2009-10 BRI#1: "Sample Title of Base Reduction Item"	\$0	0.0	\$0	\$0	\$0	\$0	\$0	\$0	\$0	\$0	\$0
Annualization of FY 2009-10 BA#1: "Sample Title of Budget Amendment"	\$0	0.0	\$0	\$0	\$0	\$0	\$0	\$0	\$0	\$0	\$0
Adjustment per Legislative Council's September 2009 Forecast	\$95,600,000	0.0	\$95,600,000	\$0	\$0	\$0	\$0	\$0	\$0	\$0	\$95,600,000
<b>FY 2010-11 Base Request</b>	<b>\$96,600,000</b>	<b>0.0</b>	<b>\$96,600,000</b>	<b>\$0</b>	<b>\$0</b>	<b>\$0</b>	<b>\$0</b>	<b>\$0</b>	<b>\$0</b>	<b>\$0</b>	<b>\$96,600,000</b>
FY 2010-11 DI#1: "Title of Decision Item"	\$0	0.0	\$0	\$0	\$0	\$0	\$0	\$0	\$0	\$0	\$0
FY 2010-11 DI#2: "Title of Decision Item"	\$0	0.0	\$0	\$0	\$0	\$0	\$0	\$0	\$0	\$0	\$0
<b>FY 2010-11 November 2 Request</b>	<b>\$96,600,000</b>	<b>0.0</b>	<b>\$96,600,000</b>	<b>\$0</b>	<b>\$0</b>	<b>\$0</b>	<b>\$0</b>	<b>\$0</b>	<b>\$0</b>	<b>\$0</b>	<b>\$96,600,000</b>
<b>CoverColorado</b>											
FY 2009-10 Long Bill Appropriation (SB 09-259)	\$27,000,000	0.0	\$0	\$0	\$27,000,000	\$0	\$0	\$0	\$0	\$0	\$0
SB 09-____ Special Bill FY 09-10 Appropriation	\$0	0.0	\$0	\$0	\$0	\$0	\$0	\$0	\$0	\$0	\$0
HB 09-____ Special Bill FY 09-10 Appropriation	\$0	0.0	\$0	\$0	\$0	\$0	\$0	\$0	\$0	\$0	\$0
<b>FY 2009-10 Total Appropriation</b>	<b>\$27,000,000</b>	<b>0.0</b>	<b>\$0</b>	<b>\$0</b>	<b>\$27,000,000</b>	<b>\$0</b>	<b>\$0</b>	<b>\$0</b>	<b>\$0</b>	<b>\$0</b>	<b>\$0</b>
SB 09-XXX Annualization "Sample Title of Legislation"	\$0	0.0	\$0	\$0	\$0	\$0	\$0	\$0	\$0	\$0	\$0
HB 09-XXX Annualization "Sample Title of Legislation"	\$0	0.0	\$0	\$0	\$0	\$0	\$0	\$0	\$0	\$0	\$0
Annualization of FY 2009-10 DI#1: "Sample Title of Decision Item"	\$0	0.0	\$0	\$0	\$0	\$0	\$0	\$0	\$0	\$0	\$0
Annualization of FY 2009-10 BRI#1: "Sample Title of Base Reduction Item"	\$0	0.0	\$0	\$0	\$0	\$0	\$0	\$0	\$0	\$0	\$0
Annualization of FY 2009-10 BA#1: "Sample Title of Budget Amendment"	\$0	0.0	\$0	\$0	\$0	\$0	\$0	\$0	\$0	\$0	\$0
Adjustment per CoverColorado Estimates	\$7,000,000	0.0	\$0	\$0	\$7,000,000	\$0	\$0	\$0	\$0	\$0	\$0
<b>FY 2010-11 Base Request</b>	<b>\$34,000,000</b>	<b>0.0</b>	<b>\$0</b>	<b>\$0</b>	<b>\$34,000,000</b>	<b>\$0</b>	<b>\$0</b>	<b>\$0</b>	<b>\$0</b>	<b>\$0</b>	<b>\$0</b>
FY 2010-11 DI#1: "Title of Decision Item"	\$0	0.0	\$0	\$0	\$0	\$0	\$0	\$0	\$0	\$0	\$0
FY 2010-11 DI#2: "Title of Decision Item"	\$0	0.0	\$0	\$0	\$0	\$0	\$0	\$0	\$0	\$0	\$0
<b>FY 2010-11 November 2 Request</b>	<b>\$34,000,000</b>	<b>0.0</b>	<b>\$0</b>	<b>\$0</b>	<b>\$34,000,000</b>	<b>\$0</b>	<b>\$0</b>	<b>\$0</b>	<b>\$0</b>	<b>\$0</b>	<b>\$0</b>
<b>Fire and Police Pension Association - Old Hire Plans</b>											
FY 2009-10 Long Bill Appropriation (SB 09-259)	\$0	0.0	\$0	\$0	\$0	\$0	\$0	\$0	\$0	\$0	\$0
SB 09-____ Special Bill FY 09-10 Appropriation	\$0	0.0	\$0	\$0	\$0	\$0	\$0	\$0	\$0	\$0	\$0
HB 09-____ Special Bill FY 09-10 Appropriation	\$0	0.0	\$0	\$0	\$0	\$0	\$0	\$0	\$0	\$0	\$0
<b>FY 2009-10 Total Appropriation</b>	<b>\$0</b>	<b>0.0</b>	<b>\$0</b>	<b>\$0</b>	<b>\$0</b>	<b>\$0</b>	<b>\$0</b>	<b>\$0</b>	<b>\$0</b>	<b>\$0</b>	<b>\$0</b>
SB 09-XXX Annualization "Sample Title of Legislation"	\$0	0.0	\$0	\$0	\$0	\$0	\$0	\$0	\$0	\$0	\$0
HB 09-XXX Annualization "Sample Title of Legislation"	\$0	0.0	\$0	\$0	\$0	\$0	\$0	\$0	\$0	\$0	\$0
Annualization of FY 2009-10 DI#1: "Sample Title of Decision Item"	\$0	0.0	\$0	\$0	\$0	\$0	\$0	\$0	\$0	\$0	\$0
Annualization of FY 2009-10 BRI#1: "Sample Title of Base Reduction Item"	\$0	0.0	\$0	\$0	\$0	\$0	\$0	\$0	\$0	\$0	\$0
Annualization of FY 2009-10 BA#1: "Sample Title of Budget Amendment"	\$0	0.0	\$0	\$0	\$0	\$0	\$0	\$0	\$0	\$0	\$0
<b>FY 2010-11 Base Request</b>	<b>\$0</b>	<b>0.0</b>	<b>\$0</b>	<b>\$0</b>	<b>\$0</b>	<b>\$0</b>	<b>\$0</b>	<b>\$0</b>	<b>\$0</b>	<b>\$0</b>	<b>\$0</b>
FY 2010-11 DI#1: "Title of Decision Item"	\$0	0.0	\$0	\$0	\$0	\$0	\$0	\$0	\$0	\$0	\$0
FY 2010-11 DI#2: "Title of Decision Item"	\$0	0.0	\$0	\$0	\$0	\$0	\$0	\$0	\$0	\$0	\$0
<b>FY 2010-11 November 2 Request</b>	<b>\$0</b>	<b>0.0</b>	<b>\$0</b>	<b>\$0</b>	<b>\$0</b>	<b>\$0</b>	<b>\$0</b>	<b>\$0</b>	<b>\$0</b>	<b>\$0</b>	<b>\$0</b>

**DEPARTMENT OF TREASURY**

**FY 2010-11 RECONCILIATION OF DEPARTMENT REQUEST**

Long Bill Line Item	Total Funds	FTE	General Fund	General Fund Exempt	Cash Funds	Reappropriated Funds	HUTF	Federal Funds	Medicaid Cash Funds	Medicaid General Fund	Net General Fund
<b>Highway Users Tax Fund - County Payments</b>											
FY 2009-10 Long Bill Appropriation (SB 09-259)	\$159,528,684	0.0	\$0	\$0	\$159,528,684	\$0	\$0	\$0	\$0	\$0	\$0
SB 09-___ Special Bill FY 09-10 Appropriation	\$0	0.0	\$0	\$0	\$0	\$0	\$0	\$0	\$0	\$0	\$0
HB 09-___ Special Bill FY 09-10 Appropriation	\$0	0.0	\$0	\$0	\$0	\$0	\$0	\$0	\$0	\$0	\$0
<b>FY 2009-10 Total Appropriation</b>	<b>\$159,528,684</b>	<b>0.0</b>	<b>\$0</b>	<b>\$0</b>	<b>\$159,528,684</b>	<b>\$0</b>	<b>\$0</b>	<b>\$0</b>	<b>\$0</b>	<b>\$0</b>	<b>\$0</b>
SB 09-XXX Annualization "Sample Title of Legislation"	\$0	0.0	\$0	\$0	\$0	\$0	\$0	\$0	\$0	\$0	\$0
HB 09-XXX Annualization "Sample Title of Legislation"	\$0	0.0	\$0	\$0	\$0	\$0	\$0	\$0	\$0	\$0	\$0
Annualization of FY 2009-10 DI#1: "Sample Title of Decision Item"	\$0	0.0	\$0	\$0	\$0	\$0	\$0	\$0	\$0	\$0	\$0
Annualization of FY 2009-10 BRI#1: "Sample Title of Base Reduction Item"	\$0	0.0	\$0	\$0	\$0	\$0	\$0	\$0	\$0	\$0	\$0
Annualization of FY 2009-10 BA#1: "Sample Title of Budget Amendment"	\$0	0.0	\$0	\$0	\$0	\$0	\$0	\$0	\$0	\$0	\$0
Adjustment per Legislative Council's September 2009 Forecast	\$5,104,918	0.0	\$0	\$0	\$5,104,918	\$0	\$0	\$0	\$0	\$0	\$0
<b>FY 2010-11 Base Request</b>	<b>\$164,633,602</b>	<b>0.0</b>	<b>\$0</b>	<b>\$0</b>	<b>\$164,633,602</b>	<b>\$0</b>	<b>\$0</b>	<b>\$0</b>	<b>\$0</b>	<b>\$0</b>	<b>\$0</b>
FY 2010-11 DI#1: "Title of Decision Item"	\$0	0.0	\$0	\$0	\$0	\$0	\$0	\$0	\$0	\$0	\$0
FY 2010-11 DI#2: "Title of Decision Item"	\$0	0.0	\$0	\$0	\$0	\$0	\$0	\$0	\$0	\$0	\$0
<b>FY 2010-11 November 2 Request</b>	<b>\$164,633,602</b>	<b>0.0</b>	<b>\$0</b>	<b>\$0</b>	<b>\$164,633,602</b>	<b>\$0</b>	<b>\$0</b>	<b>\$0</b>	<b>\$0</b>	<b>\$0</b>	<b>\$0</b>
<b>Highway Users Tax Fund - Municipality Payments</b>											
FY 2009-10 Long Bill Appropriation (SB 09-259)	\$104,280,011	0.0	\$0	\$0	\$104,280,011	\$0	\$0	\$0	\$0	\$0	\$0
SB 09-___ Special Bill FY 09-10 Appropriation	\$0	0.0	\$0	\$0	\$0	\$0	\$0	\$0	\$0	\$0	\$0
HB 09-___ Special Bill FY 09-10 Appropriation	\$0	0.0	\$0	\$0	\$0	\$0	\$0	\$0	\$0	\$0	\$0
<b>FY 2009-10 Total Appropriation</b>	<b>\$104,280,011</b>	<b>0.0</b>	<b>\$0</b>	<b>\$0</b>	<b>\$104,280,011</b>	<b>\$0</b>	<b>\$0</b>	<b>\$0</b>	<b>\$0</b>	<b>\$0</b>	<b>\$0</b>
SB 09-XXX Annualization "Sample Title of Legislation"	\$0	0.0	\$0	\$0	\$0	\$0	\$0	\$0	\$0	\$0	\$0
HB 09-XXX Annualization "Sample Title of Legislation"	\$0	0.0	\$0	\$0	\$0	\$0	\$0	\$0	\$0	\$0	\$0
Annualization of FY 2009-10 DI#1: "Sample Title of Decision Item"	\$0	0.0	\$0	\$0	\$0	\$0	\$0	\$0	\$0	\$0	\$0
Annualization of FY 2009-10 BRI#1: "Sample Title of Base Reduction Item"	\$0	0.0	\$0	\$0	\$0	\$0	\$0	\$0	\$0	\$0	\$0
Annualization of FY 2009-10 BA#1: "Sample Title of Budget Amendment"	\$0	0.0	\$0	\$0	\$0	\$0	\$0	\$0	\$0	\$0	\$0
Adjustment per Legislative Council's September 2009 Forecast	\$3,336,960	0.0	\$0	\$0	\$3,336,960	\$0	\$0	\$0	\$0	\$0	\$0
<b>FY 2010-11 Base Request</b>	<b>\$107,616,971</b>	<b>0.0</b>	<b>\$0</b>	<b>\$0</b>	<b>\$107,616,971</b>	<b>\$0</b>	<b>\$0</b>	<b>\$0</b>	<b>\$0</b>	<b>\$0</b>	<b>\$0</b>
FY 2010-11 DI#1: "Title of Decision Item"	\$0	0.0	\$0	\$0	\$0	\$0	\$0	\$0	\$0	\$0	\$0
FY 2010-11 DI#2: "Title of Decision Item"	\$0	0.0	\$0	\$0	\$0	\$0	\$0	\$0	\$0	\$0	\$0
<b>FY 2010-11 November 2 Request</b>	<b>\$107,616,971</b>	<b>0.0</b>	<b>\$0</b>	<b>\$0</b>	<b>\$107,616,971</b>	<b>\$0</b>	<b>\$0</b>	<b>\$0</b>	<b>\$0</b>	<b>\$0</b>	<b>\$0</b>
<b>(3) SPECIAL PURPOSE</b>											
<b>FY 2009-10 Total Appropriation (Long Bill plus Special Bills)</b>	<b>\$291,808,695</b>	<b>0.0</b>	<b>\$1,000,000</b>	<b>\$0</b>	<b>\$290,808,695</b>	<b>\$0</b>	<b>\$0</b>	<b>\$0</b>	<b>\$0</b>	<b>\$0</b>	<b>\$1,000,000</b>
<b>FY 2010-11 Base Request</b>	<b>\$402,850,573</b>	<b>0.0</b>	<b>\$96,600,000</b>	<b>\$0</b>	<b>\$306,250,573</b>	<b>\$0</b>	<b>\$0</b>	<b>\$0</b>	<b>\$0</b>	<b>\$0</b>	<b>\$96,600,000</b>
<b>FY 2010-11 November 2 Request</b>	<b>\$402,850,573</b>	<b>0.0</b>	<b>\$96,600,000</b>	<b>\$0</b>	<b>\$306,250,573</b>	<b>\$0</b>	<b>\$0</b>	<b>\$0</b>	<b>\$0</b>	<b>\$0</b>	<b>\$96,600,000</b>



Colorado Department of Treasury  
 FY 2010-11 Budget Cycle  
 Schedule 2

FY 2007-08		FY 2008-09		FY 2009-10		FY 2009-10		FY 2010-11	
Actuals	FTE	Actuals	FTE	Appropriated	FTE	Estimate	FTE	Request	FTE

**(1) Administration**

Total Expenditures / Appropriation / Request										
Total Funds	\$1,534,298	14.2	\$1,727,122	15.1	\$1,876,563	16.0	\$1,847,663	16.0	\$1,828,181	16.0
General Fund	\$699,485		\$625,512		\$933,721		\$904,821		\$885,339	
General Fund Exempt	\$0		\$0		\$0		\$0		\$0	
Cash Funds	\$834,813		\$1,101,610		\$942,842		\$942,842		\$942,842	
Cash Funds Exempt / Reappropriated Funds	\$0		\$0		\$0		\$0		\$0	
Federal Funds	\$0		\$0		\$0		\$0		\$0	

**(2) Unclaimed Property Program**

Total Expenditures / Appropriation / Request										
Total Funds	\$1,741,120	9.0	\$1,706,843	9.2	\$1,956,273	15.5	\$1,956,273	15.5	\$1,958,006	15.5
General Fund	\$0		\$0		\$0		\$0		\$0	
General Fund Exempt	\$0		\$0		\$0		\$0		\$0	
Cash Funds	\$1,741,120		\$1,706,843		\$1,956,273		\$1,956,273		\$1,958,006	
Cash Funds Exempt / Reappropriated Funds	\$0		\$0		\$0		\$0		\$0	
Federal Funds	\$0		\$0		\$0		\$0		\$0	

**(3) Special Purpose**

Total Expenditures / Appropriation / Request										
Total Funds	\$404,438,242	0.0	\$373,298,281	0.0	\$291,808,695	0.0	\$291,808,695	0.0	\$402,850,573	0.0
General Fund	\$79,843,540		\$85,586,694		\$1,000,000		\$1,000,000		\$96,600,000	
General Fund Exempt	\$34,777,172		\$0		\$0		\$0		\$0	
Cash Funds	\$0		\$287,711,587		\$290,808,695		\$290,808,695		\$306,250,573	
Cash Funds Exempt / Reappropriated Funds	\$289,817,530		\$0		\$0		\$0		\$0	
Federal Funds	\$0		\$0		\$0		\$0		\$0	

Colorado Department of Treasury  
 FY 2010-11 Budget Cycle  
 Schedule 2

FY 2007-08		FY 2008-09		FY 2009-10		FY 2009-10		FY 2010-11	
Actuals	FTE	Actuals	FTE	Appropriated	FTE	Estimate	FTE	Request	FTE

**Department Total**

Total Expenditures / Appropriation / Request										
<b>Total Funds</b>	<b>\$407,713,660</b>	<b>23.2</b>	<b>\$376,732,246</b>	<b>24.3</b>	<b>\$295,641,531</b>	<b>31.5</b>	<b>\$295,612,631</b>	<b>31.5</b>	<b>\$406,636,760</b>	<b>31.5</b>
<b>General Fund</b>	<b>\$80,543,025</b>		<b>\$86,212,206</b>		<b>\$1,933,721</b>		<b>\$1,904,821</b>		<b>\$97,485,339</b>	
<b>General Fund Exempt</b>	<b>\$34,777,172</b>		<b>\$0</b>		<b>\$0</b>		<b>\$0</b>		<b>\$0</b>	
<b>Cash Funds</b>	<b>\$2,575,933</b>		<b>\$290,520,040</b>		<b>\$293,707,810</b>		<b>\$293,707,810</b>		<b>\$309,151,421</b>	
<b>Cash Funds Exempt / Reappropriated Funds</b>	<b>\$289,817,530</b>		<b>\$0</b>		<b>\$0</b>		<b>\$0</b>		<b>\$0</b>	
<b>Federal Funds</b>	<b>\$0</b>		<b>\$0</b>		<b>\$0</b>		<b>\$0</b>		<b>\$0</b>	

Colorado Department of Treasury  
FY 2010-11 Budget Cycle  
Schedule 3

(1) ADMINISTRATION; Personal Services

	FY 2007-08		FY 2008-09		FY 2009-10		FY 2009-10		FY 2010-11	
	Actuals	FTE	Actuals	FTE	Appropriated	FTE	Estimate	FTE	Request	FTE

SB 07-239, HB 08-1375, SB 09-259 Prior Year Appropriation (Long Bill)

Total Funds	\$1,179,635	16.0	\$1,236,712	16.0	\$1,298,635	16.0	\$1,298,635	16.0	\$1,298,635	16.0
General Fund	\$455,968		\$479,223		\$475,678		\$475,678		\$475,678	
General Fund Exempt	\$0		\$0		\$0		\$0		\$0	
Cash Funds	\$723,667		\$757,489		\$822,957		\$822,957		\$822,957	
Cash Funds Exempt / Reappropriated Funds	\$0		\$0		\$0		\$0		\$0	
Federal Funds	\$0		\$0		\$0		\$0		\$0	

HB 08-1302, SB 09-203 (Agency Supplemental Bill)

Total Funds	\$0	0.0	\$0	0.0	N/A	N/A	N/A	N/A	N/A	N/A
General Fund	(\$33,822)		(\$239,304)		N/A		N/A		N/A	
General Fund Exempt	\$0		\$0		N/A		N/A		N/A	
Cash Funds	\$33,822		\$239,304		N/A		N/A		N/A	
Cash Funds Exempt / Reappropriated Funds	\$0		\$0		\$0		\$0		N/A	
Federal Funds	\$0		\$0		N/A		N/A		N/A	

HB 08-1375, SB 09-259 (Long Bill Add-ons)

Total Funds	\$0	0.0	\$0	0.0	N/A	N/A	N/A	N/A	N/A	N/A
General Fund	\$0		\$0		N/A		N/A		N/A	
General Fund Exempt	\$0		\$0		N/A		N/A		N/A	
Cash Funds	\$0		\$0		N/A		N/A		N/A	
Cash Funds Exempt / Reappropriated Funds	\$0		\$0		\$0		\$0		N/A	
Federal Funds	\$0		\$0		N/A		N/A		N/A	

(Special Bill Short Title)

Total Funds	\$0	0.0	\$0	0.0	\$0	0.0	\$0	0.0	N/A	N/A
General Fund	\$0		\$0		\$0		\$0		N/A	
General Fund Exempt	\$0		\$0		\$0		\$0		N/A	
Cash Funds	\$0		\$0		\$0		\$0		N/A	
Cash Funds Exempt / Reappropriated Funds	\$0		\$0		\$0		\$0		N/A	
Federal Funds	\$0		\$0		\$0		\$0		N/A	

Colorado Department of Treasury  
FY 2010-11 Budget Cycle  
Schedule 3

(1) ADMINISTRATION; Personal Services

(Special Bill Short Title)	FY 2007-08		FY 2008-09		FY 2009-10		FY 2009-10		FY 2010-11	
	Actuals	FTE	Actuals	FTE	Appropriated	FTE	Estimate	FTE	Request	FTE
Total Funds	\$0	0.0	\$0	0.0	\$0	0.0	\$0	0.0	N/A	N/A
General Fund	\$0		\$0		\$0		\$0		N/A	
General Fund Exempt	\$0		\$0		\$0		\$0		N/A	
Cash Funds	\$0		\$0		\$0		\$0		N/A	
Cash Funds Exempt / Reappropriated Funds	\$0		\$0		\$0		\$0		N/A	
Federal Funds	\$0		\$0		\$0		\$0		N/A	

**Total Appropriation**

<b>Total Funds</b>	<b>\$1,179,635</b>	<b>16.0</b>	<b>\$1,236,712</b>	<b>16.0</b>	<b>\$1,298,635</b>	<b>16.0</b>	<b>\$1,298,635</b>	<b>16.0</b>	<b>\$1,298,635</b>	<b>16.0</b>
<b>General Fund</b>	<b>\$422,146</b>		<b>\$239,919</b>		<b>\$475,678</b>		<b>\$475,678</b>		<b>\$475,678</b>	
<b>General Fund Exempt</b>	<b>\$0</b>		<b>\$0</b>		<b>\$0</b>		<b>\$0</b>		<b>\$0</b>	
<b>Cash Funds</b>	<b>\$757,489</b>		<b>\$996,793</b>		<b>\$822,957</b>		<b>\$822,957</b>		<b>\$822,957</b>	
<b>Cash Funds Exempt / Reappropriated Funds</b>	<b>\$0</b>		<b>\$0</b>		<b>\$0</b>		<b>\$0</b>		<b>\$0</b>	
<b>Federal Funds</b>	<b>\$0</b>		<b>\$0</b>		<b>\$0</b>		<b>\$0</b>		<b>\$0</b>	

Year-End Transfers

Total Funds	\$0		\$0		N/A		N/A		N/A	
General Fund	\$0		\$0		N/A		N/A		N/A	
General Fund Exempt	\$0		\$0		N/A		N/A		N/A	
Cash Funds	\$0		\$0		N/A		N/A		N/A	
Cash Funds Exempt / Reappropriated Funds	\$0		\$0		N/A		N/A		N/A	
Federal Funds	\$0		\$0		N/A		N/A		N/A	

POTS Expenditures / Allocation

Total Funds	\$44,664		\$65,248		N/A		\$0		N/A	
General Fund	\$44,664		\$65,248		N/A		\$0		N/A	
General Fund Exempt	\$0		\$0		N/A		\$0		N/A	
Cash Funds	\$0		\$0		N/A		\$0		N/A	
Cash Funds Exempt / Reappropriated Funds	\$0		\$0		N/A		\$0		N/A	
Federal Funds	\$0		\$0		N/A		\$0		N/A	

Colorado Department of Treasury  
 FY 2010-11 Budget Cycle  
 Schedule 3

(1) ADMINISTRATION; Personal Services

	FY 2007-08		FY 2008-09		FY 2009-10		FY 2009-10		FY 2010-11	
	Actuals	FTE	Actuals	FTE	Appropriated	FTE	Estimate	FTE	Request	FTE

Roll-Forward

Total Funds	\$0		\$0		N/A		N/A		N/A	
General Fund	\$0		\$0		N/A		N/A		N/A	
General Fund Exempt	\$0		\$0		N/A		N/A		N/A	
Cash Funds	\$0		\$0		N/A		N/A		N/A	
Cash Funds Exempt / Reappropriated Funds	\$0		\$0		N/A		N/A		N/A	
Federal Funds	\$0		\$0		N/A		N/A		N/A	

1331 Supplemental #1 (Short Title)

Total Funds	N/A	N/A	N/A	N/A	N/A	N/A	\$0	0.0	N/A	N/A
General Fund	N/A		N/A		N/A		\$0		N/A	
General Fund Exempt	N/A		N/A		N/A		\$0		N/A	
Cash Funds	N/A		N/A		N/A		\$0		N/A	
Cash Funds Exempt / Reappropriated Funds	N/A		N/A		N/A		\$0		N/A	
Federal Funds	N/A		N/A		N/A		\$0		N/A	

Request Year Base and Other Adjustments (see Reconciliation for details)

Total Funds	N/A	N/A	N/A	N/A	N/A	N/A	N/A	N/A	\$0	0.0
General Fund	N/A		N/A		N/A		N/A		\$0	
General Fund Exempt	N/A		N/A		N/A		N/A		\$0	
Cash Funds	N/A		N/A		N/A		N/A		\$0	
Cash Funds Exempt / Reappropriated Funds	N/A		N/A		N/A		N/A		\$0	
Federal Funds	N/A		N/A		N/A		N/A		\$0	

**Total Spending Authority / Request**

<b>Total Funds</b>	<b>\$1,224,299</b>	<b>16.0</b>	<b>\$1,301,960</b>	<b>16.0</b>	<b>\$1,298,635</b>	<b>16.0</b>	<b>\$1,298,635</b>	<b>16.0</b>	<b>\$1,298,635</b>	<b>16.0</b>
<b>General Fund</b>	<b>\$466,810</b>		<b>\$305,167</b>		<b>\$475,678</b>		<b>\$475,678</b>		<b>\$475,678</b>	
<b>General Fund Exempt</b>	<b>\$0</b>		<b>\$0</b>		<b>\$0</b>		<b>\$0</b>		<b>\$0</b>	
<b>Cash Funds</b>	<b>\$757,489</b>		<b>\$996,793</b>		<b>\$822,957</b>		<b>\$822,957</b>		<b>\$822,957</b>	
<b>Cash Funds Exempt / Reappropriated Funds</b>	<b>\$0</b>		<b>\$0</b>		<b>\$0</b>		<b>\$0</b>		<b>\$0</b>	
<b>Federal Funds</b>	<b>\$0</b>		<b>\$0</b>		<b>\$0</b>		<b>\$0</b>		<b>\$0</b>	

Colorado Department of Treasury  
 FY 2010-11 Budget Cycle  
 Schedule 3

**(1) ADMINISTRATION; Personal Services**

	FY 2007-08		FY 2008-09		FY 2009-10		FY 2009-10		FY 2010-11	
	Actuals	FTE	Actuals	FTE	Appropriated	FTE	Estimate	FTE	Request	FTE
<b>Expenditures</b>										
Total Funds	\$1,184,006	14.2	\$1,284,417	15.1	N/A	N/A	N/A	N/A	N/A	N/A
General Fund	\$426,518		\$287,624		N/A		N/A		N/A	
General Fund Exempt	\$0		\$0		N/A		N/A		N/A	
Cash Funds	\$757,488		\$996,793		N/A		N/A		N/A	
Cash Funds Exempt / Reappropriated Funds	\$0		\$0		N/A		N/A		N/A	
Federal Funds	\$0		\$0		N/A		N/A		N/A	
<b>Under/(Over) Expenditures</b>										
Total Funds	\$40,293	1.8	\$17,543	0.9	N/A	N/A	N/A	N/A	N/A	N/A
General Fund	\$40,292		\$17,543		N/A		N/A		N/A	
General Fund Exempt	\$0		\$0		N/A		N/A		N/A	
Cash Funds	\$1		\$0		N/A		N/A		N/A	
Cash Funds Exempt / Reappropriated Funds	\$0		\$0		N/A		N/A		N/A	
Federal Funds	\$0		\$0		N/A		N/A		N/A	

Colorado Department of Treasury  
 FY 2010-11 Budget Cycle  
 Schedule 3

(1) ADMINISTRATION; Health, Life, and Dental

	FY 2007-08		FY 2008-09		FY 2009-10		FY 2009-10		FY 2010-11	
	Actuals	FTE	Actuals	FTE	Appropriated	FTE	Estimate	FTE	Request	FTE

SB 07-239, HB 08-1375, SB 09-259 Prior Year Appropriation (Long Bill)

Total Funds	\$122,282	0.0	\$141,369	0.0	\$145,818	0.0	\$145,818	0.0	\$145,818	0.0
General Fund	\$82,212		\$82,470		\$78,939		\$78,939		\$78,939	
General Fund Exempt	\$0		\$0		\$0		\$0		\$0	
Cash Funds	\$40,070		\$58,899		\$66,879		\$66,879		\$66,879	
Cash Funds Exempt / Reappropriated Funds	\$0		\$0		\$0		\$0		\$0	
Federal Funds	\$0		\$0		\$0		\$0		\$0	

(Agency Supplemental Bill)

Total Funds	\$0	0.0	\$0	0.0	N/A	N/A	N/A	N/A	N/A	N/A
General Fund	\$0		\$0		N/A		N/A		N/A	
General Fund Exempt	\$0		\$0		N/A		N/A		N/A	
Cash Funds	\$0		\$0		N/A		N/A		N/A	
Cash Funds Exempt / Reappropriated Funds	\$0		\$0		\$0		\$0		N/A	
Federal Funds	\$0		\$0		N/A		N/A		N/A	

HB 08-1375, SB 09-259 (Long Bill Add-ons)

Total Funds	\$0	0.0	\$0	0.0	N/A	N/A	N/A	N/A	N/A	N/A
General Fund	\$0		\$0		N/A		N/A		N/A	
General Fund Exempt	\$0		\$0		N/A		N/A		N/A	
Cash Funds	\$0		\$0		N/A		N/A		N/A	
Cash Funds Exempt / Reappropriated Funds	\$0		\$0		\$0		\$0		N/A	
Federal Funds	\$0		\$0		N/A		N/A		N/A	

(Special Bill Short Title)

Total Funds	\$0	0.0	\$0	0.0	\$0	0.0	\$0	0.0	N/A	N/A
General Fund	\$0		\$0		\$0		\$0		N/A	
General Fund Exempt	\$0		\$0		\$0		\$0		N/A	
Cash Funds	\$0		\$0		\$0		\$0		N/A	
Cash Funds Exempt / Reappropriated Funds	\$0		\$0		\$0		\$0		N/A	
Federal Funds	\$0		\$0		\$0		\$0		N/A	

Colorado Department of Treasury  
 FY 2010-11 Budget Cycle  
 Schedule 3

(1) ADMINISTRATION; Health, Life, and Dental

	FY 2007-08		FY 2008-09		FY 2009-10		FY 2009-10		FY 2010-11	
	Actuals	FTE	Actuals	FTE	Appropriated	FTE	Estimate	FTE	Request	FTE
(Special Bill Short Title)										
Total Funds	\$0	0.0	\$0	0.0	\$0	0.0	\$0	0.0	N/A	N/A
General Fund	\$0		\$0		\$0		\$0		N/A	
General Fund Exempt	\$0		\$0		\$0		\$0		N/A	
Cash Funds	\$0		\$0		\$0		\$0		N/A	
Cash Funds Exempt / Reappropriated Funds	\$0		\$0		\$0		\$0		N/A	
Federal Funds	\$0		\$0		\$0		\$0		N/A	

**Total Appropriation**

<b>Total Funds</b>	<b>\$122,282</b>	<b>0.0</b>	<b>\$141,369</b>	<b>0.0</b>	<b>\$145,818</b>	<b>0.0</b>	<b>\$145,818</b>	<b>0.0</b>	<b>\$145,818</b>	<b>0.0</b>
<b>General Fund</b>	<b>\$82,212</b>		<b>\$82,470</b>		<b>\$78,939</b>		<b>\$78,939</b>		<b>\$78,939</b>	
<b>General Fund Exempt</b>	<b>\$0</b>		<b>\$0</b>		<b>\$0</b>		<b>\$0</b>		<b>\$0</b>	
<b>Cash Funds</b>	<b>\$40,070</b>		<b>\$58,899</b>		<b>\$66,879</b>		<b>\$66,879</b>		<b>\$66,879</b>	
<b>Cash Funds Exempt / Reappropriated Funds</b>	<b>\$0</b>		<b>\$0</b>		<b>\$0</b>		<b>\$0</b>		<b>\$0</b>	
<b>Federal Funds</b>	<b>\$0</b>		<b>\$0</b>		<b>\$0</b>		<b>\$0</b>		<b>\$0</b>	

**Year-End Transfers**

Total Funds	\$0		\$0		N/A		N/A		N/A	
General Fund	\$0		\$0		N/A		N/A		N/A	
General Fund Exempt	\$0		\$0		N/A		N/A		N/A	
Cash Funds	\$0		\$0		N/A		N/A		N/A	
Cash Funds Exempt / Reappropriated Funds	\$0		\$0		N/A		N/A		N/A	
Federal Funds	\$0		\$0		N/A		N/A		N/A	

**POTS Expenditures / Allocation**

Total Funds	\$0		\$0		N/A		\$0		N/A	
General Fund	\$0		\$0		N/A		\$0		N/A	
General Fund Exempt	\$0		\$0		N/A		\$0		N/A	
Cash Funds	\$0		\$0		N/A		\$0		N/A	
Cash Funds Exempt / Reappropriated Funds	\$0		\$0		N/A		\$0		N/A	
Federal Funds	\$0		\$0		N/A		\$0		N/A	



Colorado Department of Treasury  
 FY 2010-11 Budget Cycle  
 Schedule 3

(1) ADMINISTRATION; Health, Life, and Dental

	FY 2007-08		FY 2008-09		FY 2009-10		FY 2009-10		FY 2010-11	
	Actuals	FTE	Actuals	FTE	Appropriated	FTE	Estimate	FTE	Request	FTE

Roll-Forward

Total Funds	\$0		\$0		N/A		N/A		N/A	
General Fund	\$0		\$0		N/A		N/A		N/A	
General Fund Exempt	\$0		\$0		N/A		N/A		N/A	
Cash Funds	\$0		\$0		N/A		N/A		N/A	
Cash Funds Exempt / Reappropriated Funds	\$0		\$0		N/A		N/A		N/A	
Federal Funds	\$0		\$0		N/A		N/A		N/A	

1331 Supplemental #1 (Short Title)

Total Funds	N/A	N/A	N/A	N/A	N/A	N/A	\$0	0.0	N/A	N/A
General Fund	N/A		N/A		N/A		\$0		N/A	
General Fund Exempt	N/A		N/A		N/A		\$0		N/A	
Cash Funds	N/A		N/A		N/A		\$0		N/A	
Cash Funds Exempt / Reappropriated Funds	N/A		N/A		N/A		\$0		N/A	
Federal Funds	N/A		N/A		N/A		\$0		N/A	

Request Year Base and Other Adjustments (see Reconciliation for details)

Total Funds	N/A	N/A	N/A	N/A	N/A	N/A	N/A	N/A	\$0	0.0
General Fund	N/A		N/A		N/A		N/A		\$0	
General Fund Exempt	N/A		N/A		N/A		N/A		\$0	
Cash Funds	N/A		N/A		N/A		N/A		\$0	
Cash Funds Exempt / Reappropriated Funds	N/A		N/A		N/A		N/A		\$0	
Federal Funds	N/A		N/A		N/A		N/A		\$0	

**Total Spending Authority / Request**

<b>Total Funds</b>	<b>\$122,282</b>	<b>0.0</b>	<b>\$141,369</b>	<b>0.0</b>	<b>\$145,818</b>	<b>0.0</b>	<b>\$145,818</b>	<b>0.0</b>	<b>\$145,818</b>	<b>0.0</b>
<b>General Fund</b>	<b>\$82,212</b>		<b>\$82,470</b>		<b>\$78,939</b>		<b>\$78,939</b>		<b>\$78,939</b>	
<b>General Fund Exempt</b>	<b>\$0</b>		<b>\$0</b>		<b>\$0</b>		<b>\$0</b>		<b>\$0</b>	
<b>Cash Funds</b>	<b>\$40,070</b>		<b>\$58,899</b>		<b>\$66,879</b>		<b>\$66,879</b>		<b>\$66,879</b>	
<b>Cash Funds Exempt / Reappropriated Funds</b>	<b>\$0</b>		<b>\$0</b>		<b>\$0</b>		<b>\$0</b>		<b>\$0</b>	
<b>Federal Funds</b>	<b>\$0</b>		<b>\$0</b>		<b>\$0</b>		<b>\$0</b>		<b>\$0</b>	

Colorado Department of Treasury  
 FY 2010-11 Budget Cycle  
 Schedule 3

(1) ADMINISTRATION; Health, Life, and Dental

	FY 2007-08		FY 2008-09		FY 2009-10		FY 2009-10		FY 2010-11	
	Actuals	FTE	Actuals	FTE	Appropriated	FTE	Estimate	FTE	Request	FTE
<b>Expenditures</b>										
Total Funds	\$100,399	0.0	\$123,208	0.0	N/A	N/A	N/A	N/A	N/A	N/A
General Fund	\$60,329		\$64,309		N/A		N/A		N/A	
General Fund Exempt	\$0		\$0		N/A		N/A		N/A	
Cash Funds	\$40,070		\$58,899		N/A		N/A		N/A	
Cash Funds Exempt / Reappropriated Funds	\$0		\$0		N/A		N/A		N/A	
Federal Funds	\$0		\$0		N/A		N/A		N/A	
<b>Under/(Over) Expenditures</b>										
Total Funds	\$21,883	0.0	\$18,161	0.0	N/A	N/A	N/A	N/A	N/A	N/A
General Fund	\$21,883		\$18,161		N/A		N/A		N/A	
General Fund Exempt	\$0		\$0		N/A		N/A		N/A	
Cash Funds	\$0		\$0		N/A		N/A		N/A	
Cash Funds Exempt / Reappropriated Funds	\$0		\$0		N/A		N/A		N/A	
Federal Funds	\$0		\$0		N/A		N/A		N/A	

Colorado Department of Treasury  
 FY 2010-11 Budget Cycle  
 Schedule 3

(1) ADMINISTRATION; Short-term Disability

	FY 2007-08		FY 2008-09		FY 2009-10		FY 2009-10		FY 2010-11	
	Actuals	FTE	Actuals	FTE	Appropriated	FTE	Estimate	FTE	Request	FTE

SB 07-239, HB 08-1375, SB 09-259 Prior Year Appropriation (Long Bill)

Total Funds	\$2,043	0.0	\$2,119	0.0	\$2,432	0.0	\$2,432	0.0	\$2,432	0.0
General Fund	\$1,378		\$1,417		\$1,645		\$1,645		\$1,645	
General Fund Exempt	\$0		\$0		\$0		\$0		\$0	
Cash Funds	\$665		\$702		\$787		\$787		\$787	
Cash Funds Exempt / Reappropriated Funds	\$0		\$0		\$0		\$0		\$0	
Federal Funds	\$0		\$0		\$0		\$0		\$0	

(Agency Supplemental Bill)

Total Funds	\$0	0.0	\$0	0.0	N/A	N/A	N/A	N/A	N/A	N/A
General Fund	\$0		\$0		N/A		N/A		N/A	
General Fund Exempt	\$0		\$0		N/A		N/A		N/A	
Cash Funds	\$0		\$0		N/A		N/A		N/A	
Cash Funds Exempt / Reappropriated Funds	\$0		\$0		\$0		\$0		N/A	
Federal Funds	\$0		\$0		N/A		N/A		N/A	

HB 08-1375, SB 09-259 (Long Bill Add-ons)

Total Funds	\$0	0.0	\$0	0.0	N/A	N/A	N/A	N/A	N/A	N/A
General Fund	\$0		\$0		N/A		N/A		N/A	
General Fund Exempt	\$0		\$0		N/A		N/A		N/A	
Cash Funds	\$0		\$0		N/A		N/A		N/A	
Cash Funds Exempt / Reappropriated Funds	\$0		\$0		\$0		\$0		N/A	
Federal Funds	\$0		\$0		N/A		N/A		N/A	

(Special Bill Short Title)

Total Funds	\$0	0.0	\$0	0.0	\$0	0.0	\$0	0.0	N/A	N/A
General Fund	\$0		\$0		\$0		\$0		N/A	
General Fund Exempt	\$0		\$0		\$0		\$0		N/A	
Cash Funds	\$0		\$0		\$0		\$0		N/A	
Cash Funds Exempt / Reappropriated Funds	\$0		\$0		\$0		\$0		N/A	
Federal Funds	\$0		\$0		\$0		\$0		N/A	

Colorado Department of Treasury  
FY 2010-11 Budget Cycle  
Schedule 3

(1) ADMINISTRATION; Short-term Disability

	FY 2007-08		FY 2008-09		FY 2009-10		FY 2009-10		FY 2010-11	
	Actuals	FTE	Actuals	FTE	Appropriated	FTE	Estimate	FTE	Request	FTE
(Special Bill Short Title)										
Total Funds	\$0	0.0	\$0	0.0	\$0	0.0	\$0	0.0		N/A
General Fund	\$0		\$0		\$0		\$0			N/A
General Fund Exempt	\$0		\$0		\$0		\$0			N/A
Cash Funds	\$0		\$0		\$0		\$0			N/A
Cash Funds Exempt / Reappropriated Funds	\$0		\$0		\$0		\$0			N/A
Federal Funds	\$0		\$0		\$0		\$0			N/A

**Total Appropriation**

<b>Total Funds</b>	<b>\$2,043</b>	<b>0.0</b>	<b>\$2,119</b>	<b>0.0</b>	<b>\$2,432</b>	<b>0.0</b>	<b>\$2,432</b>	<b>0.0</b>	<b>\$2,432</b>	<b>0.0</b>
<b>General Fund</b>	<b>\$1,378</b>		<b>\$1,417</b>		<b>\$1,645</b>		<b>\$1,645</b>		<b>\$1,645</b>	
<b>General Fund Exempt</b>	<b>\$0</b>		<b>\$0</b>		<b>\$0</b>		<b>\$0</b>		<b>\$0</b>	
<b>Cash Funds</b>	<b>\$665</b>		<b>\$702</b>		<b>\$787</b>		<b>\$787</b>		<b>\$787</b>	
<b>Cash Funds Exempt / Reappropriated Funds</b>	<b>\$0</b>		<b>\$0</b>		<b>\$0</b>		<b>\$0</b>		<b>\$0</b>	
<b>Federal Funds</b>	<b>\$0</b>		<b>\$0</b>		<b>\$0</b>		<b>\$0</b>		<b>\$0</b>	

Year-End Transfers

Total Funds	\$0		\$0		N/A		N/A		N/A	
General Fund	\$0		\$0		N/A		N/A		N/A	
General Fund Exempt	\$0		\$0		N/A		N/A		N/A	
Cash Funds	\$0		\$0		N/A		N/A		N/A	
Cash Funds Exempt / Reappropriated Funds	\$0		\$0		N/A		N/A		N/A	
Federal Funds	\$0		\$0		N/A		N/A		N/A	

POTS Expenditures / Allocation

Total Funds	\$0		\$0		N/A		\$0		N/A	
General Fund	\$0		\$0		N/A		\$0		N/A	
General Fund Exempt	\$0		\$0		N/A		\$0		N/A	
Cash Funds	\$0		\$0		N/A		\$0		N/A	
Cash Funds Exempt / Reappropriated Funds	\$0		\$0		N/A		\$0		N/A	
Federal Funds	\$0		\$0		N/A		\$0		N/A	

Colorado Department of Treasury  
FY 2010-11 Budget Cycle  
Schedule 3

(1) ADMINISTRATION; Short-term Disability

	FY 2007-08		FY 2008-09		FY 2009-10		FY 2009-10		FY 2010-11	
	Actuals	FTE	Actuals	FTE	Appropriated	FTE	Estimate	FTE	Request	FTE
Roll-Forward										
Total Funds	\$0		\$0		N/A		N/A		N/A	
General Fund	\$0		\$0		N/A		N/A		N/A	
General Fund Exempt	\$0		\$0		N/A		N/A		N/A	
Cash Funds	\$0		\$0		N/A		N/A		N/A	
Cash Funds Exempt / Reappropriated Funds	\$0		\$0		N/A		N/A		N/A	
Federal Funds	\$0		\$0		N/A		N/A		N/A	
1331 Supplemental #1 (Short Title)										
Total Funds	N/A	N/A	N/A	N/A	N/A	N/A	\$0	0.0	N/A	N/A
General Fund	N/A		N/A		N/A		\$0		N/A	
General Fund Exempt	N/A		N/A		N/A		\$0		N/A	
Cash Funds	N/A		N/A		N/A		\$0		N/A	
Cash Funds Exempt / Reappropriated Funds	N/A		N/A		N/A		\$0		N/A	
Federal Funds	N/A		N/A		N/A		\$0		N/A	
Request Year Base and Other Adjustments (see Reconciliation for details)										
Total Funds	N/A	N/A	N/A	N/A	N/A	N/A	N/A	N/A	\$0	0.0
General Fund	N/A		N/A		N/A		N/A		\$0	
General Fund Exempt	N/A		N/A		N/A		N/A		\$0	
Cash Funds	N/A		N/A		N/A		N/A		\$0	
Cash Funds Exempt / Reappropriated Funds	N/A		N/A		N/A		N/A		\$0	
Federal Funds	N/A		N/A		N/A		N/A		\$0	
<b>Total Spending Authority / Request</b>										
Total Funds	\$2,043	0.0	\$2,119	0.0	\$2,432	0.0	\$2,432	0.0	\$2,432	0.0
General Fund	\$1,378		\$1,417		\$1,645		\$1,645		\$1,645	
General Fund Exempt	\$0		\$0		\$0		\$0		\$0	
Cash Funds	\$665		\$702		\$787		\$787		\$787	
Cash Funds Exempt / Reappropriated Funds	\$0		\$0		\$0		\$0		\$0	
Federal Funds	\$0		\$0		\$0		\$0		\$0	

Colorado Department of Treasury  
 FY 2010-11 Budget Cycle  
 Schedule 3

(1) ADMINISTRATION; Short-term Disability

	FY 2007-08		FY 2008-09		FY 2009-10		FY 2009-10		FY 2010-11	
	Actuals	FTE	Actuals	FTE	Appropriated	FTE	Estimate	FTE	Request	FTE
<b>Expenditures</b>										
Total Funds	\$1,908	0.0	\$2,119	0.0	N/A	N/A	N/A	N/A	N/A	N/A
General Fund	\$1,243		\$1,417		N/A		N/A		N/A	
General Fund Exempt	\$0		\$0		N/A		N/A		N/A	
Cash Funds	\$665		\$702		N/A		N/A		N/A	
Cash Funds Exempt / Reappropriated Funds	\$0		\$0		N/A		N/A		N/A	
Federal Funds	\$0		\$0		N/A		N/A		N/A	
<b>Under/(Over) Expenditures</b>										
Total Funds	\$135	0.0	\$0	0.0	N/A	N/A	N/A	N/A	N/A	N/A
General Fund	\$135		\$0		N/A		N/A		N/A	
General Fund Exempt	\$0		\$0		N/A		N/A		N/A	
Cash Funds	\$0		\$0		N/A		N/A		N/A	
Cash Funds Exempt / Reappropriated Funds	\$0		\$0		N/A		N/A		N/A	
Federal Funds	\$0		\$0		N/A		N/A		N/A	

Colorado Department of Treasury  
 FY 2010-11 Budget Cycle  
 Schedule 3

**(1) ADMINISTRATION; S.B. 04-257 Amortization Equalization Disbursement**

	FY 2007-08		FY 2008-09		FY 2009-10		FY 2009-10		FY 2010-11	
	Actuals	FTE	Actuals	FTE	Appropriated	FTE	Estimate	FTE	Request	FTE

SB 07-239, HB 08-1375, SB 09-259 Prior Year Appropriation (Long Bill)

Total Funds	\$18,718	0.0	\$27,290	0.0	\$35,684	0.0	\$35,684	0.0	\$35,684	0.0
General Fund	\$12,583		\$17,071		\$24,115		\$24,115		\$24,115	
General Fund Exempt	\$0		\$0		\$0		\$0		\$0	
Cash Funds	\$6,135		\$10,219		\$11,569		\$11,569		\$11,569	
Cash Funds Exempt / Reappropriated Funds	\$0		\$0		\$0		\$0		\$0	
Federal Funds	\$0		\$0		\$0		\$0		\$0	

(Agency Supplemental Bill)

Total Funds	\$0	0.0	\$0	0.0	N/A	N/A	N/A	N/A	N/A	N/A
General Fund	\$0		\$0		N/A		N/A		N/A	
General Fund Exempt	\$0		\$0		N/A		N/A		N/A	
Cash Funds	\$0		\$0		N/A		N/A		N/A	
Cash Funds Exempt / Reappropriated Funds	\$0		\$0		\$0		\$0		N/A	
Federal Funds	\$0		\$0		N/A		N/A		N/A	

HB 08-1375, SB 09-259 (Long Bill Add-ons)

Total Funds	\$0	0.0	\$0	0.0	N/A	N/A	N/A	N/A	N/A	N/A
General Fund	\$0		\$0		N/A		N/A		N/A	
General Fund Exempt	\$0		\$0		N/A		N/A		N/A	
Cash Funds	\$0		\$0		N/A		N/A		N/A	
Cash Funds Exempt / Reappropriated Funds	\$0		\$0		\$0		\$0		N/A	
Federal Funds	\$0		\$0		N/A		N/A		N/A	

(Special Bill Short Title)

Total Funds	\$0	0.0	\$0	0.0	\$0	0.0	\$0	0.0	N/A	N/A
General Fund	\$0		\$0		\$0		\$0		N/A	
General Fund Exempt	\$0		\$0		\$0		\$0		N/A	
Cash Funds	\$0		\$0		\$0		\$0		N/A	
Cash Funds Exempt / Reappropriated Funds	\$0		\$0		\$0		\$0		N/A	
Federal Funds	\$0		\$0		\$0		\$0		N/A	

Colorado Department of Treasury  
 FY 2010-11 Budget Cycle  
 Schedule 3

(1) ADMINISTRATION; S.B. 04-257 Amortization Equalization Disbursement

	FY 2007-08		FY 2008-09		FY 2009-10		FY 2009-10		FY 2010-11	
	Actuals	FTE	Actuals	FTE	Appropriated	FTE	Estimate	FTE	Request	FTE
(Special Bill Short Title)										
Total Funds	\$0	0.0	\$0	0.0	\$0	0.0	\$0	0.0		N/A
General Fund	\$0		\$0		\$0		\$0			N/A
General Fund Exempt	\$0		\$0		\$0		\$0			N/A
Cash Funds	\$0		\$0		\$0		\$0			N/A
Cash Funds Exempt / Reappropriated Funds	\$0		\$0		\$0		\$0			N/A
Federal Funds	\$0		\$0		\$0		\$0			N/A

**Total Appropriation**

<b>Total Funds</b>	<b>\$18,718</b>	<b>0.0</b>	<b>\$27,290</b>	<b>0.0</b>	<b>\$35,684</b>	<b>0.0</b>	<b>\$35,684</b>	<b>0.0</b>	<b>\$35,684</b>	<b>0.0</b>
<b>General Fund</b>	<b>\$12,583</b>		<b>\$17,071</b>		<b>\$24,115</b>		<b>\$24,115</b>		<b>\$24,115</b>	
<b>General Fund Exempt</b>	<b>\$0</b>		<b>\$0</b>		<b>\$0</b>		<b>\$0</b>		<b>\$0</b>	
<b>Cash Funds</b>	<b>\$6,135</b>		<b>\$10,219</b>		<b>\$11,569</b>		<b>\$11,569</b>		<b>\$11,569</b>	
<b>Cash Funds Exempt / Reappropriated Funds</b>	<b>\$0</b>		<b>\$0</b>		<b>\$0</b>		<b>\$0</b>		<b>\$0</b>	
<b>Federal Funds</b>	<b>\$0</b>		<b>\$0</b>		<b>\$0</b>		<b>\$0</b>		<b>\$0</b>	

**Year-End Transfers**

Total Funds	\$0		\$0		N/A		N/A		N/A	
General Fund	\$0		\$0		N/A		N/A		N/A	
General Fund Exempt	\$0		\$0		N/A		N/A		N/A	
Cash Funds	\$0		\$0		N/A		N/A		N/A	
Cash Funds Exempt / Reappropriated Funds	\$0		\$0		N/A		N/A		N/A	
Federal Funds	\$0		\$0		N/A		N/A		N/A	

**POTS Expenditures / Allocation**

Total Funds	\$0		\$0		N/A		\$0		N/A	
General Fund	\$0		\$0		N/A		\$0		N/A	
General Fund Exempt	\$0		\$0		N/A		\$0		N/A	
Cash Funds	\$0		\$0		N/A		\$0		N/A	
Cash Funds Exempt / Reappropriated Funds	\$0		\$0		N/A		\$0		N/A	
Federal Funds	\$0		\$0		N/A		\$0		N/A	



Colorado Department of Treasury  
 FY 2010-11 Budget Cycle  
 Schedule 3

**(1) ADMINISTRATION; S.B. 04-257 Amortization Equalization Disbursement**

	FY 2007-08		FY 2008-09		FY 2009-10		FY 2009-10		FY 2010-11	
	Actuals	FTE	Actuals	FTE	Appropriated	FTE	Estimate	FTE	Request	FTE
Roll-Forward										
Total Funds	\$0		\$0		N/A		N/A		N/A	
General Fund	\$0		\$0		N/A		N/A		N/A	
General Fund Exempt	\$0		\$0		N/A		N/A		N/A	
Cash Funds	\$0		\$0		N/A		N/A		N/A	
Cash Funds Exempt / Reappropriated Funds	\$0		\$0		N/A		N/A		N/A	
Federal Funds	\$0		\$0		N/A		N/A		N/A	
1331 Supplemental #1 (Short Title)										
Total Funds	N/A	N/A	N/A	N/A	N/A	N/A	\$0	0.0	N/A	N/A
General Fund	N/A		N/A		N/A		\$0		N/A	
General Fund Exempt	N/A		N/A		N/A		\$0		N/A	
Cash Funds	N/A		N/A		N/A		\$0		N/A	
Cash Funds Exempt / Reappropriated Funds	N/A		N/A		N/A		\$0		N/A	
Federal Funds	N/A		N/A		N/A		\$0		N/A	
Request Year Base and Other Adjustments (see Reconciliation for details)										
Total Funds	N/A	N/A	N/A	N/A	N/A	N/A	N/A	N/A	\$0	0.0
General Fund	N/A		N/A		N/A		N/A		\$0	
General Fund Exempt	N/A		N/A		N/A		N/A		\$0	
Cash Funds	N/A		N/A		N/A		N/A		\$0	
Cash Funds Exempt / Reappropriated Funds	N/A		N/A		N/A		N/A		\$0	
Federal Funds	N/A		N/A		N/A		N/A		\$0	
<b>Total Spending Authority / Request</b>										
Total Funds	\$18,718	0.0	\$27,290	0.0	\$35,684	0.0	\$35,684	0.0	\$35,684	0.0
General Fund	\$12,583		\$17,071		\$24,115		\$24,115		\$24,115	
General Fund Exempt	\$0		\$0		\$0		\$0		\$0	
Cash Funds	\$6,135		\$10,219		\$11,569		\$11,569		\$11,569	
Cash Funds Exempt / Reappropriated Funds	\$0		\$0		\$0		\$0		\$0	
Federal Funds	\$0		\$0		\$0		\$0		\$0	

Colorado Department of Treasury  
 FY 2010-11 Budget Cycle  
 Schedule 3

**(1) ADMINISTRATION; S.B. 04-257 Amortization Equalization Disbursement**

	FY 2007-08		FY 2008-09		FY 2009-10		FY 2009-10		FY 2010-11	
	Actuals	FTE	Actuals	FTE	Appropriated	FTE	Estimate	FTE	Request	FTE
<b>Expenditures</b>										
Total Funds	\$17,312	0.0	\$26,027	0.0	N/A	N/A	N/A	N/A	N/A	N/A
General Fund	\$11,177		\$15,808		N/A		N/A		N/A	
General Fund Exempt	\$0		\$0		N/A		N/A		N/A	
Cash Funds	\$6,135		\$10,219		N/A		N/A		N/A	
Cash Funds Exempt / Reappropriated Funds	\$0		\$0		N/A		N/A		N/A	
Federal Funds	\$0		\$0		N/A		N/A		N/A	
<b>Under/(Over) Expenditures</b>										
Total Funds	\$1,406	0.0	\$1,263	0.0	N/A	N/A	N/A	N/A	N/A	N/A
General Fund	\$1,406		\$1,263		N/A		N/A		N/A	
General Fund Exempt	\$0		\$0		N/A		N/A		N/A	
Cash Funds	\$0		\$0		N/A		N/A		N/A	
Cash Funds Exempt / Reappropriated Funds	\$0		\$0		N/A		N/A		N/A	
Federal Funds	\$0		\$0		N/A		N/A		N/A	

Colorado Department of Treasury  
 FY 2010-11 Budget Cycle  
 Schedule 3

**(1) ADMINISTRATION; S.B. 06-235 Supplemental Amortization Equalization Disbursement**

	FY 2007-08		FY 2008-09		FY 2009-10		FY 2009-10		FY 2010-11	
	Actuals	FTE	Actuals	FTE	Appropriated	FTE	Estimate	FTE	Request	FTE
SB 07-239, HB 08-1375, SB 09-259 Prior Year Appropriation (Long Bill)										
Total Funds	\$3,760	0.0	\$12,262	0.0	\$22,280	0.0	\$22,280	0.0	\$22,280	0.0
General Fund	\$2,482		\$7,719		\$14,586		\$14,586		\$14,586	
General Fund Exempt	\$0		\$0		\$0		\$0		\$0	
Cash Funds	\$1,278		\$4,543		\$7,694		\$7,694		\$7,694	
Cash Funds Exempt / Reappropriated Funds	\$0		\$0		\$0		\$0		\$0	
Federal Funds	\$0		\$0		\$0		\$0		\$0	
____ (Agency Supplemental Bill)										
Total Funds	\$0	0.0	\$0	0.0	N/A	N/A	N/A	N/A	N/A	N/A
General Fund	\$0		\$0		N/A		N/A		N/A	
General Fund Exempt	\$0		\$0		N/A		N/A		N/A	
Cash Funds	\$0		\$0		N/A		N/A		N/A	
Cash Funds Exempt / Reappropriated Funds	\$0		\$0		\$0		\$0		N/A	
Federal Funds	\$0		\$0		N/A		N/A		N/A	
HB 08-1375, SB 09-259 (Long Bill Add-ons)										
Total Funds	\$0	0.0	\$0	0.0	N/A	N/A	N/A	N/A	N/A	N/A
General Fund	\$0		\$0		N/A		N/A		N/A	
General Fund Exempt	\$0		\$0		N/A		N/A		N/A	
Cash Funds	\$0		\$0		N/A		N/A		N/A	
Cash Funds Exempt / Reappropriated Funds	\$0		\$0		\$0		\$0		N/A	
Federal Funds	\$0		\$0		N/A		N/A		N/A	
____ (Special Bill Short Title)										
Total Funds	\$0	0.0	\$0	0.0	\$0	0.0	\$0	0.0	N/A	N/A
General Fund	\$0		\$0		\$0		\$0		N/A	
General Fund Exempt	\$0		\$0		\$0		\$0		N/A	
Cash Funds	\$0		\$0		\$0		\$0		N/A	
Cash Funds Exempt / Reappropriated Funds	\$0		\$0		\$0		\$0		N/A	
Federal Funds	\$0		\$0		\$0		\$0		N/A	

Colorado Department of Treasury  
 FY 2010-11 Budget Cycle  
 Schedule 3

**(1) ADMINISTRATION; S.B. 06-235 Supplemental Amortization Equalization Disbursement**

	FY 2007-08		FY 2008-09		FY 2009-10		FY 2009-10		FY 2010-11	
	Actuals	FTE	Actuals	FTE	Appropriated	FTE	Estimate	FTE	Request	FTE
(Special Bill Short Title)										
Total Funds	\$0	0.0	\$0	0.0	\$0	0.0	\$0	0.0		N/A
General Fund	\$0		\$0		\$0		\$0			N/A
General Fund Exempt	\$0		\$0		\$0		\$0			N/A
Cash Funds	\$0		\$0		\$0		\$0			N/A
Cash Funds Exempt / Reappropriated Funds	\$0		\$0		\$0		\$0			N/A
Federal Funds	\$0		\$0		\$0		\$0			N/A

**Total Appropriation**

<b>Total Funds</b>	<b>\$3,760</b>	<b>0.0</b>	<b>\$12,262</b>	<b>0.0</b>	<b>\$22,280</b>	<b>0.0</b>	<b>\$22,280</b>	<b>0.0</b>	<b>\$22,280</b>	<b>0.0</b>
<b>General Fund</b>	<b>\$2,482</b>		<b>\$7,719</b>		<b>\$14,586</b>		<b>\$14,586</b>		<b>\$14,586</b>	
<b>General Fund Exempt</b>	<b>\$0</b>		<b>\$0</b>		<b>\$0</b>		<b>\$0</b>		<b>\$0</b>	
<b>Cash Funds</b>	<b>\$1,278</b>		<b>\$4,543</b>		<b>\$7,694</b>		<b>\$7,694</b>		<b>\$7,694</b>	
<b>Cash Funds Exempt / Reappropriated Funds</b>	<b>\$0</b>		<b>\$0</b>		<b>\$0</b>		<b>\$0</b>		<b>\$0</b>	
<b>Federal Funds</b>	<b>\$0</b>		<b>\$0</b>		<b>\$0</b>		<b>\$0</b>		<b>\$0</b>	

**Year-End Transfers**

Total Funds	\$0		\$0		N/A		N/A		N/A	
General Fund	\$0		\$0		N/A		N/A		N/A	
General Fund Exempt	\$0		\$0		N/A		N/A		N/A	
Cash Funds	\$0		\$0		N/A		N/A		N/A	
Cash Funds Exempt / Reappropriated Funds	\$0		\$0		N/A		N/A		N/A	
Federal Funds	\$0		\$0		N/A		N/A		N/A	

**POTS Expenditures / Allocation**

Total Funds	\$0		\$0		N/A		\$0		N/A	
General Fund	\$0		\$0		N/A		\$0		N/A	
General Fund Exempt	\$0		\$0		N/A		\$0		N/A	
Cash Funds	\$0		\$0		N/A		\$0		N/A	
Cash Funds Exempt / Reappropriated Funds	\$0		\$0		N/A		\$0		N/A	
Federal Funds	\$0		\$0		N/A		\$0		N/A	

Colorado Department of Treasury  
 FY 2010-11 Budget Cycle  
 Schedule 3

**(1) ADMINISTRATION; S.B. 06-235 Supplemental Amortization Equalization Disbursement**

	FY 2007-08		FY 2008-09		FY 2009-10		FY 2009-10		FY 2010-11	
	Actuals	FTE	Actuals	FTE	Appropriated	FTE	Estimate	FTE	Request	FTE
Roll-Forward										
Total Funds	\$0		\$0		N/A		N/A		N/A	
General Fund	\$0		\$0		N/A		N/A		N/A	
General Fund Exempt	\$0		\$0		N/A		N/A		N/A	
Cash Funds	\$0		\$0		N/A		N/A		N/A	
Cash Funds Exempt / Reappropriated Funds	\$0		\$0		N/A		N/A		N/A	
Federal Funds	\$0		\$0		N/A		N/A		N/A	
1331 Supplemental #1 (Short Title)										
Total Funds	N/A	N/A	N/A	N/A	N/A	N/A	\$0	0.0	N/A	N/A
General Fund	N/A		N/A		N/A		\$0		N/A	
General Fund Exempt	N/A		N/A		N/A		\$0		N/A	
Cash Funds	N/A		N/A		N/A		\$0		N/A	
Cash Funds Exempt / Reappropriated Funds	N/A		N/A		N/A		\$0		N/A	
Federal Funds	N/A		N/A		N/A		\$0		N/A	
Request Year Base and Other Adjustments (see Reconciliation for details)										
Total Funds	N/A	N/A	N/A	N/A	N/A	N/A	N/A	N/A	\$0	0.0
General Fund	N/A		N/A		N/A		N/A		\$0	
General Fund Exempt	N/A		N/A		N/A		N/A		\$0	
Cash Funds	N/A		N/A		N/A		N/A		\$0	
Cash Funds Exempt / Reappropriated Funds	N/A		N/A		N/A		N/A		\$0	
Federal Funds	N/A		N/A		N/A		N/A		\$0	
<b>Total Spending Authority / Request</b>										
Total Funds	\$3,760	0.0	\$12,262	0.0	\$22,280	0.0	\$22,280	0.0	\$22,280	0.0
General Fund	\$2,482		\$7,719		\$14,586		\$14,586		\$14,586	
General Fund Exempt	\$0		\$0		\$0		\$0		\$0	
Cash Funds	\$1,278		\$4,543		\$7,694		\$7,694		\$7,694	
Cash Funds Exempt / Reappropriated Funds	\$0		\$0		\$0		\$0		\$0	
Federal Funds	\$0		\$0		\$0		\$0		\$0	

Colorado Department of Treasury  
 FY 2010-11 Budget Cycle  
 Schedule 3

**(1) ADMINISTRATION; S.B. 06-235 Supplemental Amortization Equalization Disbursement**

	FY 2007-08		FY 2008-09		FY 2009-10		FY 2009-10		FY 2010-11	
	Actuals	FTE	Actuals	FTE	Appropriated	FTE	Estimate	FTE	Request	FTE
<b>Expenditures</b>										
Total Funds	\$3,377	0.0	\$12,052	0.0	N/A	N/A	N/A	N/A	N/A	N/A
General Fund	\$2,099		\$7,509		N/A		N/A		N/A	
General Fund Exempt	\$0		\$0		N/A		N/A		N/A	
Cash Funds	\$1,278		\$4,543		N/A		N/A		N/A	
Cash Funds Exempt / Reappropriated Funds	\$0		\$0		N/A		N/A		N/A	
Federal Funds	\$0		\$0		N/A		N/A		N/A	
<b>Under/(Over) Expenditures</b>										
Total Funds	\$383	0.0	\$210	0.0	N/A	N/A	N/A	N/A	N/A	N/A
General Fund	\$383		\$210		N/A		N/A		N/A	
General Fund Exempt	\$0		\$0		N/A		N/A		N/A	
Cash Funds	\$0		\$0		N/A		N/A		N/A	
Cash Funds Exempt / Reappropriated Funds	\$0		\$0		N/A		N/A		N/A	
Federal Funds	\$0		\$0		N/A		N/A		N/A	

Colorado Department of Treasury  
 FY 2010-11 Budget Cycle  
 Schedule 3

**(1) ADMINISTRATION; Salary Survey and Senior Executive Service**

	FY 2007-08		FY 2008-09		FY 2009-10		FY 2009-10		FY 2010-11	
	Actuals	FTE	Actuals	FTE	Appropriated	FTE	Estimate	FTE	Request	FTE

SB 07-239, HB 08-1375, SB 09-259 Prior Year Appropriation (Long Bill)

Total Funds	\$49,868	0.0	\$71,339	0.0	\$0	0.0	\$0	0.0	\$0	0.0
General Fund	\$32,825		\$48,625		\$0		\$0		\$0	
General Fund Exempt	\$0		\$0		\$0		\$0		\$0	
Cash Funds	\$17,043		\$22,714		\$0		\$0		\$0	
Cash Funds Exempt / Reappropriated Funds	\$0		\$0		\$0		\$0		\$0	
Federal Funds	\$0		\$0		\$0		\$0		\$0	

\_\_\_\_ (Agency Supplemental Bill)

Total Funds	\$0	0.0	\$0	0.0	N/A	N/A	N/A	N/A	N/A	N/A
General Fund	\$0		\$0		N/A		N/A		N/A	
General Fund Exempt	\$0		\$0		N/A		N/A		N/A	
Cash Funds	\$0		\$0		N/A		N/A		N/A	
Cash Funds Exempt / Reappropriated Funds	\$0		\$0		\$0		\$0		N/A	
Federal Funds	\$0		\$0		N/A		N/A		N/A	

HB 08-1375, SB 09-259 (Long Bill Add-ons)

Total Funds	\$0	0.0	\$0	0.0	N/A	N/A	N/A	N/A	N/A	N/A
General Fund	\$0		\$0		N/A		N/A		N/A	
General Fund Exempt	\$0		\$0		N/A		N/A		N/A	
Cash Funds	\$0		\$0		N/A		N/A		N/A	
Cash Funds Exempt / Reappropriated Funds	\$0		\$0		\$0		\$0		N/A	
Federal Funds	\$0		\$0		N/A		N/A		N/A	

\_\_\_\_ (Special Bill Short Title)

Total Funds	\$0	0.0	\$0	0.0	\$0	0.0	\$0	0.0	N/A	N/A
General Fund	\$0		\$0		\$0		\$0		N/A	
General Fund Exempt	\$0		\$0		\$0		\$0		N/A	
Cash Funds	\$0		\$0		\$0		\$0		N/A	
Cash Funds Exempt / Reappropriated Funds	\$0		\$0		\$0		\$0		N/A	
Federal Funds	\$0		\$0		\$0		\$0		N/A	

Colorado Department of Treasury  
 FY 2010-11 Budget Cycle  
 Schedule 3

**(1) ADMINISTRATION; Salary Survey and Senior Executive Service**

(Special Bill Short Title)	FY 2007-08		FY 2008-09		FY 2009-10		FY 2009-10		FY 2010-11	
	Actuals	FTE	Actuals	FTE	Appropriated	FTE	Estimate	FTE	Request	FTE
Total Funds	\$0	0.0	\$0	0.0	\$0	0.0	\$0	0.0	N/A	N/A
General Fund	\$0		\$0		\$0		\$0		N/A	
General Fund Exempt	\$0		\$0		\$0		\$0		N/A	
Cash Funds	\$0		\$0		\$0		\$0		N/A	
Cash Funds Exempt / Reappropriated Funds	\$0		\$0		\$0		\$0		N/A	
Federal Funds	\$0		\$0		\$0		\$0		N/A	

**Total Appropriation**

<b>Total Funds</b>	<b>\$49,868</b>	<b>0.0</b>	<b>\$71,339</b>	<b>0.0</b>	<b>\$0</b>	<b>0.0</b>	<b>\$0</b>	<b>0.0</b>	<b>\$0</b>	<b>0.0</b>
<b>General Fund</b>	<b>\$32,825</b>		<b>\$48,625</b>		<b>\$0</b>		<b>\$0</b>		<b>\$0</b>	
<b>General Fund Exempt</b>	<b>\$0</b>		<b>\$0</b>		<b>\$0</b>		<b>\$0</b>		<b>\$0</b>	
<b>Cash Funds</b>	<b>\$17,043</b>		<b>\$22,714</b>		<b>\$0</b>		<b>\$0</b>		<b>\$0</b>	
<b>Cash Funds Exempt / Reappropriated Funds</b>	<b>\$0</b>		<b>\$0</b>		<b>\$0</b>		<b>\$0</b>		<b>\$0</b>	
<b>Federal Funds</b>	<b>\$0</b>		<b>\$0</b>		<b>\$0</b>		<b>\$0</b>		<b>\$0</b>	

**Year-End Transfers**

Total Funds	\$0		\$0		N/A		N/A		N/A	
General Fund	\$0		\$0		N/A		N/A		N/A	
General Fund Exempt	\$0		\$0		N/A		N/A		N/A	
Cash Funds	\$0		\$0		N/A		N/A		N/A	
Cash Funds Exempt / Reappropriated Funds	\$0		\$0		N/A		N/A		N/A	
Federal Funds	\$0		\$0		N/A		N/A		N/A	

**POTS Expenditures / Allocation**

Total Funds	\$0		\$0		N/A		\$0		N/A	
General Fund	\$0		\$0		N/A		\$0		N/A	
General Fund Exempt	\$0		\$0		N/A		\$0		N/A	
Cash Funds	\$0		\$0		N/A		\$0		N/A	
Cash Funds Exempt / Reappropriated Funds	\$0		\$0		N/A		\$0		N/A	
Federal Funds	\$0		\$0		N/A		\$0		N/A	



Colorado Department of Treasury  
 FY 2010-11 Budget Cycle  
 Schedule 3

**(1) ADMINISTRATION; Salary Survey and Senior Executive Service**

	FY 2007-08		FY 2008-09		FY 2009-10		FY 2009-10		FY 2010-11	
	Actuals	FTE	Actuals	FTE	Appropriated	FTE	Estimate	FTE	Request	FTE

Roll-Forward

Total Funds	\$0		\$0		N/A		N/A		N/A	
General Fund	\$0		\$0		N/A		N/A		N/A	
General Fund Exempt	\$0		\$0		N/A		N/A		N/A	
Cash Funds	\$0		\$0		N/A		N/A		N/A	
Cash Funds Exempt / Reappropriated Funds	\$0		\$0		N/A		N/A		N/A	
Federal Funds	\$0		\$0		N/A		N/A		N/A	

1331 Supplemental #1 (Short Title)

Total Funds	N/A	N/A	N/A	N/A	N/A	N/A	\$0	0.0	N/A	N/A
General Fund	N/A		N/A		N/A		\$0		N/A	
General Fund Exempt	N/A		N/A		N/A		\$0		N/A	
Cash Funds	N/A		N/A		N/A		\$0		N/A	
Cash Funds Exempt / Reappropriated Funds	N/A		N/A		N/A		\$0		N/A	
Federal Funds	N/A		N/A		N/A		\$0		N/A	

Request Year Base and Other Adjustments (see Reconciliation for details)

Total Funds	N/A	N/A	N/A	N/A	N/A	N/A	N/A	N/A	\$0	0.0
General Fund	N/A		N/A		N/A		N/A		\$0	
General Fund Exempt	N/A		N/A		N/A		N/A		\$0	
Cash Funds	N/A		N/A		N/A		N/A		\$0	
Cash Funds Exempt / Reappropriated Funds	N/A		N/A		N/A		N/A		\$0	
Federal Funds	N/A		N/A		N/A		N/A		\$0	

**Total Spending Authority / Request**

<b>Total Funds</b>	<b>\$49,868</b>	<b>0.0</b>	<b>\$71,339</b>	<b>0.0</b>	<b>\$0</b>	<b>0.0</b>	<b>\$0</b>	<b>0.0</b>	<b>\$0</b>	<b>0.0</b>
<b>General Fund</b>	<b>\$32,825</b>		<b>\$48,625</b>		<b>\$0</b>		<b>\$0</b>		<b>\$0</b>	
<b>General Fund Exempt</b>	<b>\$0</b>		<b>\$0</b>		<b>\$0</b>		<b>\$0</b>		<b>\$0</b>	
<b>Cash Funds</b>	<b>\$17,043</b>		<b>\$22,714</b>		<b>\$0</b>		<b>\$0</b>		<b>\$0</b>	
<b>Cash Funds Exempt / Reappropriated Funds</b>	<b>\$0</b>		<b>\$0</b>		<b>\$0</b>		<b>\$0</b>		<b>\$0</b>	
<b>Federal Funds</b>	<b>\$0</b>		<b>\$0</b>		<b>\$0</b>		<b>\$0</b>		<b>\$0</b>	

Colorado Department of Treasury  
 FY 2010-11 Budget Cycle  
 Schedule 3

**(1) ADMINISTRATION; Salary Survey and Senior Executive Service**

	FY 2007-08		FY 2008-09		FY 2009-10		FY 2009-10		FY 2010-11	
	Actuals	FTE	Actuals	FTE	Appropriated	FTE	Estimate	FTE	Request	FTE
<b>Expenditures</b>										
Total Funds	\$49,868	0.0	\$71,339	0.0	N/A	N/A	N/A	N/A	N/A	N/A
General Fund	\$32,825		\$48,625		N/A		N/A		N/A	
General Fund Exempt	\$0		\$0		N/A		N/A		N/A	
Cash Funds	\$17,043		\$22,714		N/A		N/A		N/A	
Cash Funds Exempt / Reappropriated Funds	\$0		\$0		N/A		N/A		N/A	
Federal Funds	\$0		\$0		N/A		N/A		N/A	
<b>Under/(Over) Expenditures</b>										
Total Funds	\$0	0.0	\$0	0.0	N/A	N/A	N/A	N/A	N/A	N/A
General Fund	\$0		\$0		N/A		N/A		N/A	
General Fund Exempt	\$0		\$0		N/A		N/A		N/A	
Cash Funds	\$0		\$0		N/A		N/A		N/A	
Cash Funds Exempt / Reappropriated Funds	\$0		\$0		N/A		N/A		N/A	
Federal Funds	\$0		\$0		N/A		N/A		N/A	

Colorado Department of Treasury  
 FY 2010-11 Budget Cycle  
 Schedule 3

**(1) ADMINISTRATION; Performance-based Pay Awards**

	FY 2007-08		FY 2008-09		FY 2009-10		FY 2009-10		FY 2010-11	
	Actuals	FTE	Actuals	FTE	Appropriated	FTE	Estimate	FTE	Request	FTE

SB 07-239, HB 08-1375, SB 09-259 Prior Year Appropriation (Long Bill)

Total Funds	\$18,820	0.0	\$25,162	0.0	\$0	0.0	\$0	0.0	\$0	0.0
General Fund	\$11,839		\$16,623		\$0		\$0		\$0	
General Fund Exempt	\$0		\$0		\$0		\$0		\$0	
Cash Funds	\$6,981		\$8,539		\$0		\$0		\$0	
Cash Funds Exempt / Reappropriated Funds	\$0		\$0		\$0		\$0		\$0	
Federal Funds	\$0		\$0		\$0		\$0		\$0	

\_\_\_\_ (Agency Supplemental Bill)

Total Funds	\$0	0.0	\$0	0.0	N/A	N/A	N/A	N/A	N/A	N/A
General Fund	\$0		\$0		N/A		N/A		N/A	
General Fund Exempt	\$0		\$0		N/A		N/A		N/A	
Cash Funds	\$0		\$0		N/A		N/A		N/A	
Cash Funds Exempt / Reappropriated Funds	\$0		\$0		\$0		\$0		N/A	
Federal Funds	\$0		\$0		N/A		N/A		N/A	

HB 08-1375, SB 09-259 (Long Bill Add-ons)

Total Funds	\$0	0.0	\$0	0.0	N/A	N/A	N/A	N/A	N/A	N/A
General Fund	\$0		\$0		N/A		N/A		N/A	
General Fund Exempt	\$0		\$0		N/A		N/A		N/A	
Cash Funds	\$0		\$0		N/A		N/A		N/A	
Cash Funds Exempt / Reappropriated Funds	\$0		\$0		\$0		\$0		N/A	
Federal Funds	\$0		\$0		N/A		N/A		N/A	

\_\_\_\_ (Special Bill Short Title)

Total Funds	\$0	0.0	\$0	0.0	\$0	0.0	\$0	0.0	N/A	N/A
General Fund	\$0		\$0		\$0		\$0		N/A	
General Fund Exempt	\$0		\$0		\$0		\$0		N/A	
Cash Funds	\$0		\$0		\$0		\$0		N/A	
Cash Funds Exempt / Reappropriated Funds	\$0		\$0		\$0		\$0		N/A	
Federal Funds	\$0		\$0		\$0		\$0		N/A	

Colorado Department of Treasury  
 FY 2010-11 Budget Cycle  
 Schedule 3

**(1) ADMINISTRATION; Performance-based Pay Awards**

(Special Bill Short Title)	FY 2007-08		FY 2008-09		FY 2009-10		FY 2009-10		FY 2010-11	
	Actuals	FTE	Actuals	FTE	Appropriated	FTE	Estimate	FTE	Request	FTE
Total Funds	\$0	0.0	\$0	0.0	\$0	0.0	\$0	0.0	N/A	N/A
General Fund	\$0		\$0		\$0		\$0		N/A	
General Fund Exempt	\$0		\$0		\$0		\$0		N/A	
Cash Funds	\$0		\$0		\$0		\$0		N/A	
Cash Funds Exempt / Reappropriated Funds	\$0		\$0		\$0		\$0		N/A	
Federal Funds	\$0		\$0		\$0		\$0		N/A	

**Total Appropriation**

<b>Total Funds</b>	<b>\$18,820</b>	<b>0.0</b>	<b>\$25,162</b>	<b>0.0</b>	<b>\$0</b>	<b>0.0</b>	<b>\$0</b>	<b>0.0</b>	<b>\$0</b>	<b>0.0</b>
<b>General Fund</b>	<b>\$11,839</b>		<b>\$16,623</b>		<b>\$0</b>		<b>\$0</b>		<b>\$0</b>	
<b>General Fund Exempt</b>	<b>\$0</b>		<b>\$0</b>		<b>\$0</b>		<b>\$0</b>		<b>\$0</b>	
<b>Cash Funds</b>	<b>\$6,981</b>		<b>\$8,539</b>		<b>\$0</b>		<b>\$0</b>		<b>\$0</b>	
<b>Cash Funds Exempt / Reappropriated Funds</b>	<b>\$0</b>		<b>\$0</b>		<b>\$0</b>		<b>\$0</b>		<b>\$0</b>	
<b>Federal Funds</b>	<b>\$0</b>		<b>\$0</b>		<b>\$0</b>		<b>\$0</b>		<b>\$0</b>	

**Year-End Transfers**

Total Funds	\$0		\$0		N/A		N/A		N/A	
General Fund	\$0		\$0		N/A		N/A		N/A	
General Fund Exempt	\$0		\$0		N/A		N/A		N/A	
Cash Funds	\$0		\$0		N/A		N/A		N/A	
Cash Funds Exempt / Reappropriated Funds	\$0		\$0		N/A		N/A		N/A	
Federal Funds	\$0		\$0		N/A		N/A		N/A	

**POTS Expenditures / Allocation**

Total Funds	\$0		\$0		N/A		\$0		N/A	
General Fund	\$0		\$0		N/A		\$0		N/A	
General Fund Exempt	\$0		\$0		N/A		\$0		N/A	
Cash Funds	\$0		\$0		N/A		\$0		N/A	
Cash Funds Exempt / Reappropriated Funds	\$0		\$0		N/A		\$0		N/A	
Federal Funds	\$0		\$0		N/A		\$0		N/A	

Colorado Department of Treasury  
FY 2010-11 Budget Cycle  
Schedule 3

(1) ADMINISTRATION; Performance-based Pay Awards

	FY 2007-08		FY 2008-09		FY 2009-10		FY 2009-10		FY 2010-11	
	Actuals	FTE	Actuals	FTE	Appropriated	FTE	Estimate	FTE	Request	FTE
Roll-Forward										
Total Funds	\$0		\$0		N/A		N/A		N/A	
General Fund	\$0		\$0		N/A		N/A		N/A	
General Fund Exempt	\$0		\$0		N/A		N/A		N/A	
Cash Funds	\$0		\$0		N/A		N/A		N/A	
Cash Funds Exempt / Reappropriated Funds	\$0		\$0		N/A		N/A		N/A	
Federal Funds	\$0		\$0		N/A		N/A		N/A	

1331 Supplemental #1 (Short Title)

Total Funds	N/A	N/A	N/A	N/A	N/A	N/A	\$0	0.0	N/A	N/A
General Fund	N/A		N/A		N/A		\$0		N/A	
General Fund Exempt	N/A		N/A		N/A		\$0		N/A	
Cash Funds	N/A		N/A		N/A		\$0		N/A	
Cash Funds Exempt / Reappropriated Funds	N/A		N/A		N/A		\$0		N/A	
Federal Funds	N/A		N/A		N/A		\$0		N/A	

Request Year Base and Other Adjustments (see Reconciliation for details)

Total Funds	N/A	N/A	N/A	N/A	N/A	N/A	N/A	N/A	\$0	0.0
General Fund	N/A		N/A		N/A		N/A		\$0	
General Fund Exempt	N/A		N/A		N/A		N/A		\$0	
Cash Funds	N/A		N/A		N/A		N/A		\$0	
Cash Funds Exempt / Reappropriated Funds	N/A		N/A		N/A		N/A		\$0	
Federal Funds	N/A		N/A		N/A		N/A		\$0	

Total Spending Authority / Request

Total Funds	\$18,820	0.0	\$25,162	0.0	\$0	0.0	\$0	0.0	\$0	0.0
General Fund	\$11,839		\$16,623		\$0		\$0		\$0	
General Fund Exempt	\$0		\$0		\$0		\$0		\$0	
Cash Funds	\$6,981		\$8,539		\$0		\$0		\$0	
Cash Funds Exempt / Reappropriated Funds	\$0		\$0		\$0		\$0		\$0	
Federal Funds	\$0		\$0		\$0		\$0		\$0	

Colorado Department of Treasury  
 FY 2010-11 Budget Cycle  
 Schedule 3

**(1) ADMINISTRATION; Performance-based Pay Awards**

	FY 2007-08		FY 2008-09		FY 2009-10		FY 2009-10		FY 2010-11	
	Actuals	FTE	Actuals	FTE	Appropriated	FTE	Estimate	FTE	Request	FTE
<b>Expenditures</b>										
Total Funds	\$18,820	0.0	\$25,162	0.0	N/A	N/A	N/A	N/A	N/A	N/A
General Fund	\$11,839		\$16,623		N/A		N/A		N/A	
General Fund Exempt	\$0		\$0		N/A		N/A		N/A	
Cash Funds	\$6,981		\$8,539		N/A		N/A		N/A	
Cash Funds Exempt / Reappropriated Funds	\$0		\$0		N/A		N/A		N/A	
Federal Funds	\$0		\$0		N/A		N/A		N/A	
<b>Under/(Over) Expenditures</b>										
Total Funds	\$0	0.0	\$0	0.0	N/A	N/A	N/A	N/A	N/A	N/A
General Fund	\$0		\$0		N/A		N/A		N/A	
General Fund Exempt	\$0		\$0		N/A		N/A		N/A	
Cash Funds	\$0		\$0		N/A		N/A		N/A	
Cash Funds Exempt / Reappropriated Funds	\$0		\$0		N/A		N/A		N/A	
Federal Funds	\$0		\$0		N/A		N/A		N/A	

Colorado Department of Treasury  
 FY 2010-11 Budget Cycle  
 Schedule 3

**(1) ADMINISTRATION; Workers' Compensation and Payment to Risk Management and Property Funds**

	FY 2007-08		FY 2008-09		FY 2009-10		FY 2009-10		FY 2010-11	
	Actuals	FTE	Actuals	FTE	Appropriated	FTE	Estimate	FTE	Request	FTE

SB 07-239, HB 08-1375, SB 09-259 Prior Year Appropriation (Long Bill)

Total Funds	\$50,165	0.0	\$2,377	0.0	\$2,344	0.0	\$2,208	0.0	\$2,208	0.0
General Fund	\$50,165		\$2,377		\$2,344		\$2,208		\$2,208	
General Fund Exempt	\$0		\$0		\$0		\$0		\$0	
Cash Funds	\$0		\$0		\$0		\$0		\$0	
Cash Funds Exempt / Reappropriated Funds	\$0		\$0		\$0		\$0		\$0	
Federal Funds	\$0		\$0		\$0		\$0		\$0	

HB 08-1302 (Agency Supplemental Bill)

Total Funds	(\$48,280)	0.0	\$0	0.0	N/A	N/A	N/A	N/A	N/A	N/A
General Fund	(\$48,280)		\$0		N/A		N/A		N/A	
General Fund Exempt	\$0		\$0		N/A		N/A		N/A	
Cash Funds	\$0		\$0		N/A		N/A		N/A	
Cash Funds Exempt / Reappropriated Funds	\$0		\$0		\$0		\$0		N/A	
Federal Funds	\$0		\$0		N/A		N/A		N/A	

HB 08-1375, SB 09-259 (Long Bill Add-ons)

Total Funds	\$0	0.0	\$0	0.0	N/A	N/A	N/A	N/A	N/A	N/A
General Fund	\$0		\$0		N/A		N/A		N/A	
General Fund Exempt	\$0		\$0		N/A		N/A		N/A	
Cash Funds	\$0		\$0		N/A		N/A		N/A	
Cash Funds Exempt / Reappropriated Funds	\$0		\$0		\$0		\$0		N/A	
Federal Funds	\$0		\$0		N/A		N/A		N/A	

(Special Bill Short Title)

Total Funds	\$0	0.0	\$0	0.0	\$0	0.0	\$0	0.0	N/A	N/A
General Fund	\$0		\$0		\$0		\$0		N/A	
General Fund Exempt	\$0		\$0		\$0		\$0		N/A	
Cash Funds	\$0		\$0		\$0		\$0		N/A	
Cash Funds Exempt / Reappropriated Funds	\$0		\$0		\$0		\$0		N/A	
Federal Funds	\$0		\$0		\$0		\$0		N/A	

Colorado Department of Treasury  
 FY 2010-11 Budget Cycle  
 Schedule 3

**(1) ADMINISTRATION; Workers' Compensation and Payment to Risk Management and Property Funds**

	FY 2007-08		FY 2008-09		FY 2009-10		FY 2009-10		FY 2010-11	
	Actuals	FTE	Actuals	FTE	Appropriated	FTE	Estimate	FTE	Request	FTE
(Special Bill Short Title)										
Total Funds	\$0	0.0	\$0	0.0	\$0	0.0	\$0	0.0		N/A
General Fund	\$0		\$0		\$0		\$0			N/A
General Fund Exempt	\$0		\$0		\$0		\$0			N/A
Cash Funds	\$0		\$0		\$0		\$0			N/A
Cash Funds Exempt / Reappropriated Funds	\$0		\$0		\$0		\$0			N/A
Federal Funds	\$0		\$0		\$0		\$0			N/A

**Total Appropriation**

<b>Total Funds</b>	<b>\$1,885</b>	<b>0.0</b>	<b>\$2,377</b>	<b>0.0</b>	<b>\$2,344</b>	<b>0.0</b>	<b>\$2,208</b>	<b>0.0</b>	<b>\$2,208</b>	<b>0.0</b>
<b>General Fund</b>	<b>\$1,885</b>		<b>\$2,377</b>		<b>\$2,344</b>		<b>\$2,208</b>		<b>\$2,208</b>	
<b>General Fund Exempt</b>	<b>\$0</b>		<b>\$0</b>		<b>\$0</b>		<b>\$0</b>		<b>\$0</b>	
<b>Cash Funds</b>	<b>\$0</b>		<b>\$0</b>		<b>\$0</b>		<b>\$0</b>		<b>\$0</b>	
<b>Cash Funds Exempt / Reappropriated Funds</b>	<b>\$0</b>		<b>\$0</b>		<b>\$0</b>		<b>\$0</b>		<b>\$0</b>	
<b>Federal Funds</b>	<b>\$0</b>		<b>\$0</b>		<b>\$0</b>		<b>\$0</b>		<b>\$0</b>	

**Year-End Transfers**

Total Funds	\$0		\$0		N/A		N/A		N/A	
General Fund	\$0		\$0		N/A		N/A		N/A	
General Fund Exempt	\$0		\$0		N/A		N/A		N/A	
Cash Funds	\$0		\$0		N/A		N/A		N/A	
Cash Funds Exempt / Reappropriated Funds	\$0		\$0		N/A		N/A		N/A	
Federal Funds	\$0		\$0		N/A		N/A		N/A	

**POTS Expenditures / Allocation**

Total Funds	\$0		\$0		N/A		\$0		N/A	
General Fund	\$0		\$0		N/A		\$0		N/A	
General Fund Exempt	\$0		\$0		N/A		\$0		N/A	
Cash Funds	\$0		\$0		N/A		\$0		N/A	
Cash Funds Exempt / Reappropriated Funds	\$0		\$0		N/A		\$0		N/A	
Federal Funds	\$0		\$0		N/A		\$0		N/A	



Colorado Department of Treasury  
FY 2010-11 Budget Cycle  
Schedule 3

**(1) ADMINISTRATION; Workers' Compensation and Payment to Risk Management and Property Funds**

	FY 2007-08		FY 2008-09		FY 2009-10		FY 2009-10		FY 2010-11	
	Actuals	FTE	Actuals	FTE	Appropriated	FTE	Estimate	FTE	Request	FTE
Roll-Forward										
Total Funds	\$0		\$0		N/A		N/A		N/A	
General Fund	\$0		\$0		N/A		N/A		N/A	
General Fund Exempt	\$0		\$0		N/A		N/A		N/A	
Cash Funds	\$0		\$0		N/A		N/A		N/A	
Cash Funds Exempt / Reappropriated Funds	\$0		\$0		N/A		N/A		N/A	
Federal Funds	\$0		\$0		N/A		N/A		N/A	
1331 Supplemental #1 (Short Title)										
Total Funds	N/A	N/A	N/A	N/A	N/A	N/A	\$0	0.0	N/A	N/A
General Fund	N/A		N/A		N/A		\$0		N/A	
General Fund Exempt	N/A		N/A		N/A		\$0		N/A	
Cash Funds	N/A		N/A		N/A		\$0		N/A	
Cash Funds Exempt / Reappropriated Funds	N/A		N/A		N/A		\$0		N/A	
Federal Funds	N/A		N/A		N/A		\$0		N/A	
Request Year Base and Other Adjustments (see Reconciliation for details)										
Total Funds	N/A	N/A	N/A	N/A	N/A	N/A	N/A	N/A	(\$523)	0.0
General Fund	N/A		N/A		N/A		N/A		(\$523)	
General Fund Exempt	N/A		N/A		N/A		N/A		\$0	
Cash Funds	N/A		N/A		N/A		N/A		\$0	
Cash Funds Exempt / Reappropriated Funds	N/A		N/A		N/A		N/A		\$0	
Federal Funds	N/A		N/A		N/A		N/A		\$0	
<b>Total Spending Authority / Request</b>										
Total Funds	\$1,885	0.0	\$2,377	0.0	\$2,344	0.0	\$2,208	0.0	\$1,685	0.0
General Fund	\$1,885		\$2,377		\$2,344		\$2,208		\$1,685	
General Fund Exempt	\$0		\$0		\$0		\$0		\$0	
Cash Funds	\$0		\$0		\$0		\$0		\$0	
Cash Funds Exempt / Reappropriated Funds	\$0		\$0		\$0		\$0		\$0	
Federal Funds	\$0		\$0		\$0		\$0		\$0	

Colorado Department of Treasury  
 FY 2010-11 Budget Cycle  
 Schedule 3

**(1) ADMINISTRATION; Workers' Compensation and Payment to Risk Management and Property Funds**

	FY 2007-08		FY 2008-09		FY 2009-10		FY 2009-10		FY 2010-11	
	Actuals	FTE	Actuals	FTE	Appropriated	FTE	Estimate	FTE	Request	FTE
<b>Expenditures</b>										
Total Funds	\$1,885	0.0	\$2,377	0.0	N/A	N/A	N/A	N/A	N/A	N/A
General Fund	\$1,885		\$2,377		N/A		N/A		N/A	
General Fund Exempt	\$0		\$0		N/A		N/A		N/A	
Cash Funds	\$0		\$0		N/A		N/A		N/A	
Cash Funds Exempt / Reappropriated Funds	\$0		\$0		N/A		N/A		N/A	
Federal Funds	\$0		\$0		N/A		N/A		N/A	
<b>Under/(Over) Expenditures</b>										
Total Funds	\$0	0.0	\$0	0.0	N/A	N/A	N/A	N/A	N/A	N/A
General Fund	\$0		\$0		N/A		N/A		N/A	
General Fund Exempt	\$0		\$0		N/A		N/A		N/A	
Cash Funds	\$0		\$0		N/A		N/A		N/A	
Cash Funds Exempt / Reappropriated Funds	\$0		\$0		N/A		N/A		N/A	
Federal Funds	\$0		\$0		N/A		N/A		N/A	

Colorado Department of Treasury  
FY 2010-11 Budget Cycle  
Schedule 3

(1) ADMINISTRATION; Operating Expenses

	FY 2007-08		FY 2008-09		FY 2009-10		FY 2009-10		FY 2010-11	
	Actuals	FTE	Actuals	FTE	Appropriated	FTE	Estimate	FTE	Request	FTE
SB 07-239, HB 08-1375, SB 09-259 Prior Year Appropriation (Long Bill)										
Total Funds	\$107,765	0.0	\$266,586	0.0	\$225,985	0.0	\$197,973	0.0	\$225,985	0.0
General Fund	\$107,765		\$266,586		\$225,985		\$197,973		\$225,985	
General Fund Exempt	\$0		\$0		\$0		\$0		\$0	
Cash Funds	\$0		\$0		\$0		\$0		\$0	
Cash Funds Exempt / Reappropriated Funds	\$0		\$0		\$0		\$0		\$0	
Federal Funds	\$0		\$0		\$0		\$0		\$0	
HB 08-1302, SB09-203 (Agency Supplemental Bill)										
Total Funds	\$9,042	0.0	(\$25,792)	0.0	N/A	N/A	N/A	N/A	N/A	N/A
General Fund	\$9,042		(\$25,792)		N/A		N/A		N/A	
General Fund Exempt	\$0		\$0		N/A		N/A		N/A	
Cash Funds	\$0		\$0		N/A		N/A		N/A	
Cash Funds Exempt / Reappropriated Funds	\$0		\$0		\$0		\$0		N/A	
Federal Funds	\$0		\$0		N/A		N/A		N/A	
HB 08-1375, SB 09-259 (Long Bill Add-ons)										
Total Funds	\$0	0.0	\$0	0.0	N/A	N/A	N/A	N/A	N/A	N/A
General Fund	\$0		\$0		N/A		N/A		N/A	
General Fund Exempt	\$0		\$0		N/A		N/A		N/A	
Cash Funds	\$0		\$0		N/A		N/A		N/A	
Cash Funds Exempt / Reappropriated Funds	\$0		\$0		\$0		\$0		N/A	
Federal Funds	\$0		\$0		N/A		N/A		N/A	
____ (Special Bill Short Title)										
Total Funds	\$0	0.0	\$0	0.0	\$0	0.0	\$0	0.0	N/A	N/A
General Fund	\$0		\$0		\$0		\$0		N/A	
General Fund Exempt	\$0		\$0		\$0		\$0		N/A	
Cash Funds	\$0		\$0		\$0		\$0		N/A	
Cash Funds Exempt / Reappropriated Funds	\$0		\$0		\$0		\$0		N/A	
Federal Funds	\$0		\$0		\$0		\$0		N/A	

Colorado Department of Treasury  
 FY 2010-11 Budget Cycle  
 Schedule 3

(1) ADMINISTRATION; Operating Expenses

	FY 2007-08		FY 2008-09		FY 2009-10		FY 2009-10		FY 2010-11	
	Actuals	FTE	Actuals	FTE	Appropriated	FTE	Estimate	FTE	Request	FTE
(Special Bill Short Title)										
Total Funds	\$0	0.0	\$0	0.0	\$0	0.0	\$0	0.0	N/A	N/A
General Fund	\$0		\$0		\$0		\$0		N/A	
General Fund Exempt	\$0		\$0		\$0		\$0		N/A	
Cash Funds	\$0		\$0		\$0		\$0		N/A	
Cash Funds Exempt / Reappropriated Funds	\$0		\$0		\$0		\$0		N/A	
Federal Funds	\$0		\$0		\$0		\$0		N/A	

**Total Appropriation**

<b>Total Funds</b>	<b>\$116,807</b>	<b>0.0</b>	<b>\$240,794</b>	<b>0.0</b>	<b>\$225,985</b>	<b>0.0</b>	<b>\$197,973</b>	<b>0.0</b>	<b>\$225,985</b>	<b>0.0</b>
<b>General Fund</b>	<b>\$116,807</b>		<b>\$240,794</b>		<b>\$225,985</b>		<b>\$197,973</b>		<b>\$225,985</b>	
<b>General Fund Exempt</b>	<b>\$0</b>		<b>\$0</b>		<b>\$0</b>		<b>\$0</b>		<b>\$0</b>	
<b>Cash Funds</b>	<b>\$0</b>		<b>\$0</b>		<b>\$0</b>		<b>\$0</b>		<b>\$0</b>	
<b>Cash Funds Exempt / Reappropriated Funds</b>	<b>\$0</b>		<b>\$0</b>		<b>\$0</b>		<b>\$0</b>		<b>\$0</b>	
<b>Federal Funds</b>	<b>\$0</b>		<b>\$0</b>		<b>\$0</b>		<b>\$0</b>		<b>\$0</b>	

Year-End Transfers

Total Funds	\$0		\$0		N/A		N/A		N/A	
General Fund	\$0		\$0		N/A		N/A		N/A	
General Fund Exempt	\$0		\$0		N/A		N/A		N/A	
Cash Funds	\$0		\$0		N/A		N/A		N/A	
Cash Funds Exempt / Reappropriated Funds	\$0		\$0		N/A		N/A		N/A	
Federal Funds	\$0		\$0		N/A		N/A		N/A	

POTS Expenditures / Allocation

Total Funds	\$0		\$0		N/A		\$0		N/A	
General Fund	\$0		\$0		N/A		\$0		N/A	
General Fund Exempt	\$0		\$0		N/A		\$0		N/A	
Cash Funds	\$0		\$0		N/A		\$0		N/A	
Cash Funds Exempt / Reappropriated Funds	\$0		\$0		N/A		\$0		N/A	
Federal Funds	\$0		\$0		N/A		\$0		N/A	

Colorado Department of Treasury  
 FY 2010-11 Budget Cycle  
 Schedule 3

**(1) ADMINISTRATION; Operating Expenses**

	FY 2007-08		FY 2008-09		FY 2009-10		FY 2009-10		FY 2010-11	
	Actuals	FTE	Actuals	FTE	Appropriated	FTE	Estimate	FTE	Request	FTE
Roll-Forward										
Total Funds	\$0		\$0		N/A		N/A		N/A	
General Fund	\$0		\$0		N/A		N/A		N/A	
General Fund Exempt	\$0		\$0		N/A		N/A		N/A	
Cash Funds	\$0		\$0		N/A		N/A		N/A	
Cash Funds Exempt / Reappropriated Funds	\$0		\$0		N/A		N/A		N/A	
Federal Funds	\$0		\$0		N/A		N/A		N/A	
1331 Supplemental #1 (Short Title)										
Total Funds	N/A	N/A	N/A	N/A	N/A	N/A	\$0	0.0	N/A	N/A
General Fund	N/A		N/A		N/A		\$0		N/A	
General Fund Exempt	N/A		N/A		N/A		\$0		N/A	
Cash Funds	N/A		N/A		N/A		\$0		N/A	
Cash Funds Exempt / Reappropriated Funds	N/A		N/A		N/A		\$0		N/A	
Federal Funds	N/A		N/A		N/A		\$0		N/A	
Request Year Base and Other Adjustments (see Reconciliation for details)										
Total Funds	N/A	N/A	N/A	N/A	N/A	N/A	N/A	N/A	(\$28,012)	0.0
General Fund	N/A		N/A		N/A		N/A		(\$28,012)	
General Fund Exempt	N/A		N/A		N/A		N/A		\$0	
Cash Funds	N/A		N/A		N/A		N/A		\$0	
Cash Funds Exempt / Reappropriated Funds	N/A		N/A		N/A		N/A		\$0	
Federal Funds	N/A		N/A		N/A		N/A		\$0	
<b>Total Spending Authority / Request</b>										
Total Funds	\$116,807	0.0	\$240,794	0.0	\$225,985	0.0	\$197,973	0.0	\$197,973	0.0
General Fund	\$116,807		\$240,794		\$225,985		\$197,973		\$197,973	
General Fund Exempt	\$0		\$0		\$0		\$0		\$0	
Cash Funds	\$0		\$0		\$0		\$0		\$0	
Cash Funds Exempt / Reappropriated Funds	\$0		\$0		\$0		\$0		\$0	
Federal Funds	\$0		\$0		\$0		\$0		\$0	

Colorado Department of Treasury  
 FY 2010-11 Budget Cycle  
 Schedule 3

**(1) ADMINISTRATION; Operating Expenses**

	FY 2007-08		FY 2008-09		FY 2009-10		FY 2009-10		FY 2010-11	
	Actuals	FTE	Actuals	FTE	Appropriated	FTE	Estimate	FTE	Request	FTE
<b>Expenditures</b>										
Total Funds	\$109,888	0.0	\$148,884	0.0	N/A	N/A	N/A	N/A	N/A	N/A
General Fund	\$109,888		\$148,884		N/A		N/A		N/A	
General Fund Exempt	\$0		\$0		N/A		N/A		N/A	
Cash Funds	\$0		\$0		N/A		N/A		N/A	
Cash Funds Exempt / Reappropriated Funds	\$0		\$0		N/A		N/A		N/A	
Federal Funds	\$0		\$0		N/A		N/A		N/A	
<b>Under/(Over) Expenditures</b>										
Total Funds	\$6,919	0.0	\$91,910	0.0	N/A	N/A	N/A	N/A	N/A	N/A
General Fund	\$6,919		\$91,910		N/A		N/A		N/A	
General Fund Exempt	\$0		\$0		N/A		N/A		N/A	
Cash Funds	\$0		\$0		N/A		N/A		N/A	
Cash Funds Exempt / Reappropriated Funds	\$0		\$0		N/A		N/A		N/A	
Federal Funds	\$0		\$0		N/A		N/A		N/A	

Colorado Department of Treasury  
 FY 2010-11 Budget Cycle  
 Schedule 3

**(1) ADMINISTRATION; Information Technology Asset Maintenance**

	FY 2007-08		FY 2008-09		FY 2009-10		FY 2009-10		FY 2010-11	
	Actuals	FTE	Actuals	FTE	Appropriated	FTE	Estimate	FTE	Request	FTE

SB 07-239, HB 08-1375, SB 09-259 Prior Year Appropriation (Long Bill)

Total Funds	\$12,568	0.0	\$12,568	0.0	\$12,568	0.0	\$12,568	0.0	\$12,568	0.0
General Fund	\$6,284		\$6,284		\$6,284		\$6,284		\$6,284	
General Fund Exempt	\$0		\$0		\$0		\$0		\$0	
Cash Funds	\$6,284		\$6,284		\$6,284		\$6,284		\$6,284	
Cash Funds Exempt / Reappropriated Funds	\$0		\$0		\$0		\$0		\$0	
Federal Funds	\$0		\$0		\$0		\$0		\$0	

(Agency Supplemental Bill)

Total Funds	\$0	0.0	\$0	0.0	N/A	N/A	N/A	N/A	N/A	N/A
General Fund	\$0		\$0		N/A		N/A		N/A	
General Fund Exempt	\$0		\$0		N/A		N/A		N/A	
Cash Funds	\$0		\$0		N/A		N/A		N/A	
Cash Funds Exempt / Reappropriated Funds	\$0		\$0		\$0		\$0		N/A	
Federal Funds	\$0		\$0		N/A		N/A		N/A	

HB 08-1375, SB 09-259 (Long Bill Add-ons)

Total Funds	\$0	0.0	\$0	0.0	N/A	N/A	N/A	N/A	N/A	N/A
General Fund	\$0		\$0		N/A		N/A		N/A	
General Fund Exempt	\$0		\$0		N/A		N/A		N/A	
Cash Funds	\$0		\$0		N/A		N/A		N/A	
Cash Funds Exempt / Reappropriated Funds	\$0		\$0		\$0		\$0		N/A	
Federal Funds	\$0		\$0		N/A		N/A		N/A	

(Special Bill Short Title)

Total Funds	\$0	0.0	\$0	0.0	\$0	0.0	\$0	0.0	N/A	N/A
General Fund	\$0		\$0		\$0		\$0		N/A	
General Fund Exempt	\$0		\$0		\$0		\$0		N/A	
Cash Funds	\$0		\$0		\$0		\$0		N/A	
Cash Funds Exempt / Reappropriated Funds	\$0		\$0		\$0		\$0		N/A	
Federal Funds	\$0		\$0		\$0		\$0		N/A	

Colorado Department of Treasury  
 FY 2010-11 Budget Cycle  
 Schedule 3

**(1) ADMINISTRATION; Information Technology Asset Maintenance**

	FY 2007-08		FY 2008-09		FY 2009-10		FY 2009-10		FY 2010-11	
	Actuals	FTE	Actuals	FTE	Appropriated	FTE	Estimate	FTE	Request	FTE
(Special Bill Short Title)										
Total Funds	\$0	0.0	\$0	0.0	\$0	0.0	\$0	0.0		N/A
General Fund	\$0		\$0		\$0		\$0			N/A
General Fund Exempt	\$0		\$0		\$0		\$0			N/A
Cash Funds	\$0		\$0		\$0		\$0			N/A
Cash Funds Exempt / Reappropriated Funds	\$0		\$0		\$0		\$0			N/A
Federal Funds	\$0		\$0		\$0		\$0			N/A

**Total Appropriation**

<b>Total Funds</b>	<b>\$12,568</b>	<b>0.0</b>	<b>\$12,568</b>	<b>0.0</b>	<b>\$12,568</b>	<b>0.0</b>	<b>\$12,568</b>	<b>0.0</b>	<b>\$12,568</b>	<b>0.0</b>
<b>General Fund</b>	<b>\$6,284</b>		<b>\$6,284</b>		<b>\$6,284</b>		<b>\$6,284</b>		<b>\$6,284</b>	
<b>General Fund Exempt</b>	<b>\$0</b>		<b>\$0</b>		<b>\$0</b>		<b>\$0</b>		<b>\$0</b>	
<b>Cash Funds</b>	<b>\$6,284</b>		<b>\$6,284</b>		<b>\$6,284</b>		<b>\$6,284</b>		<b>\$6,284</b>	
<b>Cash Funds Exempt / Reappropriated Funds</b>	<b>\$0</b>		<b>\$0</b>		<b>\$0</b>		<b>\$0</b>		<b>\$0</b>	
<b>Federal Funds</b>	<b>\$0</b>		<b>\$0</b>		<b>\$0</b>		<b>\$0</b>		<b>\$0</b>	

**Year-End Transfers**

Total Funds	\$0		\$0		N/A		N/A		N/A	
General Fund	\$0		\$0		N/A		N/A		N/A	
General Fund Exempt	\$0		\$0		N/A		N/A		N/A	
Cash Funds	\$0		\$0		N/A		N/A		N/A	
Cash Funds Exempt / Reappropriated Funds	\$0		\$0		N/A		N/A		N/A	
Federal Funds	\$0		\$0		N/A		N/A		N/A	

**POTS Expenditures / Allocation**

Total Funds	\$0		\$0		N/A		\$0		N/A	
General Fund	\$0		\$0		N/A		\$0		N/A	
General Fund Exempt	\$0		\$0		N/A		\$0		N/A	
Cash Funds	\$0		\$0		N/A		\$0		N/A	
Cash Funds Exempt / Reappropriated Funds	\$0		\$0		N/A		\$0		N/A	
Federal Funds	\$0		\$0		N/A		\$0		N/A	



Colorado Department of Treasury  
FY 2010-11 Budget Cycle  
Schedule 3

**(1) ADMINISTRATION; Information Technology Asset Maintenance**

	FY 2007-08		FY 2008-09		FY 2009-10		FY 2009-10		FY 2010-11	
	Actuals	FTE	Actuals	FTE	Appropriated	FTE	Estimate	FTE	Request	FTE

Roll-Forward

Total Funds	\$0		\$0		N/A		N/A		N/A	
General Fund	\$0		\$0		N/A		N/A		N/A	
General Fund Exempt	\$0		\$0		N/A		N/A		N/A	
Cash Funds	\$0		\$0		N/A		N/A		N/A	
Cash Funds Exempt / Reappropriated Funds	\$0		\$0		N/A		N/A		N/A	
Federal Funds	\$0		\$0		N/A		N/A		N/A	

1331 Supplemental #1 (Short Title)

Total Funds	N/A	N/A	N/A	N/A	N/A	N/A	\$0	0.0	N/A	N/A
General Fund	N/A		N/A		N/A		\$0		N/A	
General Fund Exempt	N/A		N/A		N/A		\$0		N/A	
Cash Funds	N/A		N/A		N/A		\$0		N/A	
Cash Funds Exempt / Reappropriated Funds	N/A		N/A		N/A		\$0		N/A	
Federal Funds	N/A		N/A		N/A		\$0		N/A	

Request Year Base and Other Adjustments (see Reconciliation for details)

Total Funds	N/A	N/A	N/A	N/A	N/A	N/A	N/A	N/A	\$0	0.0
General Fund	N/A		N/A		N/A		N/A		\$0	
General Fund Exempt	N/A		N/A		N/A		N/A		\$0	
Cash Funds	N/A		N/A		N/A		N/A		\$0	
Cash Funds Exempt / Reappropriated Funds	N/A		N/A		N/A		N/A		\$0	
Federal Funds	N/A		N/A		N/A		N/A		\$0	

**Total Spending Authority / Request**

<b>Total Funds</b>	<b>\$12,568</b>	<b>0.0</b>	<b>\$12,568</b>	<b>0.0</b>	<b>\$12,568</b>	<b>0.0</b>	<b>\$12,568</b>	<b>0.0</b>	<b>\$12,568</b>	<b>0.0</b>
<b>General Fund</b>	<b>\$6,284</b>		<b>\$6,284</b>		<b>\$6,284</b>		<b>\$6,284</b>		<b>\$6,284</b>	
<b>General Fund Exempt</b>	<b>\$0</b>		<b>\$0</b>		<b>\$0</b>		<b>\$0</b>		<b>\$0</b>	
<b>Cash Funds</b>	<b>\$6,284</b>		<b>\$6,284</b>		<b>\$6,284</b>		<b>\$6,284</b>		<b>\$6,284</b>	
<b>Cash Funds Exempt / Reappropriated Funds</b>	<b>\$0</b>		<b>\$0</b>		<b>\$0</b>		<b>\$0</b>		<b>\$0</b>	
<b>Federal Funds</b>	<b>\$0</b>		<b>\$0</b>		<b>\$0</b>		<b>\$0</b>		<b>\$0</b>	

Colorado Department of Treasury  
 FY 2010-11 Budget Cycle  
 Schedule 3

**(1) ADMINISTRATION; Information Technology Asset Maintenance**

	FY 2007-08		FY 2008-09		FY 2009-10		FY 2009-10		FY 2010-11	
	Actuals	FTE	Actuals	FTE	Appropriated	FTE	Estimate	FTE	Request	FTE
<b>Expenditures</b>										
Total Funds	\$12,568	0.0	\$8,748	0.0	N/A	N/A	N/A	N/A	N/A	N/A
General Fund	\$6,284		\$2,464		N/A		N/A		N/A	
General Fund Exempt	\$0		\$0		N/A		N/A		N/A	
Cash Funds	\$6,284		\$6,284		N/A		N/A		N/A	
Cash Funds Exempt / Reappropriated Funds	\$0		\$0		N/A		N/A		N/A	
Federal Funds	\$0		\$0		N/A		N/A		N/A	
<b>Under/(Over) Expenditures</b>										
Total Funds	\$0	0.0	\$3,820	0.0	N/A	N/A	N/A	N/A	N/A	N/A
General Fund	\$0		\$3,820		N/A		N/A		N/A	
General Fund Exempt	\$0		\$0		N/A		N/A		N/A	
Cash Funds	\$0		\$0		N/A		N/A		N/A	
Cash Funds Exempt / Reappropriated Funds	\$0		\$0		N/A		N/A		N/A	
Federal Funds	\$0		\$0		N/A		N/A		N/A	

Colorado Department of Treasury  
 FY 2010-11 Budget Cycle  
 Schedule 3

**(1) ADMINISTRATION; Legal Services for 575 hours**

	FY 2007-08		FY 2008-09		FY 2009-10		FY 2009-10		FY 2010-11	
	Actuals	FTE	Actuals	FTE	Appropriated	FTE	Estimate	FTE	Request	FTE

SB 07-239, HB 08-1375, SB 09-259 Prior Year Appropriation (Long Bill)

Total Funds	\$41,418	0.0	\$43,182	0.0	\$43,344	0.0	\$43,344	0.0	\$43,344	0.0
General Fund	\$20,709		\$21,591		\$21,672		\$21,672		\$21,672	
General Fund Exempt	\$0		\$0		\$0		\$0		\$0	
Cash Funds	\$20,709		\$21,591		\$21,672		\$21,672		\$21,672	
Cash Funds Exempt / Reappropriated Funds	\$0		\$0		\$0		\$0		\$0	
Federal Funds	\$0		\$0		\$0		\$0		\$0	

(Agency Supplemental Bill)

Total Funds	\$0	0.0	\$0	0.0	N/A	N/A	N/A	N/A	N/A	N/A
General Fund	\$0		\$0		N/A		N/A		N/A	
General Fund Exempt	\$0		\$0		N/A		N/A		N/A	
Cash Funds	\$0		\$0		N/A		N/A		N/A	
Cash Funds Exempt / Reappropriated Funds	\$0		\$0		\$0		\$0		N/A	
Federal Funds	\$0		\$0		N/A		N/A		N/A	

HB 08-1375, SB 09-259 (Long Bill Add-ons)

Total Funds	\$0	0.0	\$0	0.0	N/A	N/A	N/A	N/A	N/A	N/A
General Fund	\$0		\$0		N/A		N/A		N/A	
General Fund Exempt	\$0		\$0		N/A		N/A		N/A	
Cash Funds	\$0		\$0		N/A		N/A		N/A	
Cash Funds Exempt / Reappropriated Funds	\$0		\$0		\$0		\$0		N/A	
Federal Funds	\$0		\$0		N/A		N/A		N/A	

(Special Bill Short Title)

Total Funds	\$0	0.0	\$0	0.0	\$0	0.0	\$0	0.0	N/A	N/A
General Fund	\$0		\$0		\$0		\$0		N/A	
General Fund Exempt	\$0		\$0		\$0		\$0		N/A	
Cash Funds	\$0		\$0		\$0		\$0		N/A	
Cash Funds Exempt / Reappropriated Funds	\$0		\$0		\$0		\$0		N/A	
Federal Funds	\$0		\$0		\$0		\$0		N/A	

Colorado Department of Treasury  
 FY 2010-11 Budget Cycle  
 Schedule 3

**(1) ADMINISTRATION; Legal Services for 575 hours**

	FY 2007-08		FY 2008-09		FY 2009-10		FY 2009-10		FY 2010-11	
	Actuals	FTE	Actuals	FTE	Appropriated	FTE	Estimate	FTE	Request	FTE
(Special Bill Short Title)										
Total Funds	\$0	0.0	\$0	0.0	\$0	0.0	\$0	0.0		N/A
General Fund	\$0		\$0		\$0		\$0			N/A
General Fund Exempt	\$0		\$0		\$0		\$0			N/A
Cash Funds	\$0		\$0		\$0		\$0			N/A
Cash Funds Exempt / Reappropriated Funds	\$0		\$0		\$0		\$0			N/A
Federal Funds	\$0		\$0		\$0		\$0			N/A

**Total Appropriation**

<b>Total Funds</b>	<b>\$41,418</b>	<b>0.0</b>	<b>\$43,182</b>	<b>0.0</b>	<b>\$43,344</b>	<b>0.0</b>	<b>\$43,344</b>	<b>0.0</b>	<b>\$43,344</b>	<b>0.0</b>
<b>General Fund</b>	<b>\$20,709</b>		<b>\$21,591</b>		<b>\$21,672</b>		<b>\$21,672</b>		<b>\$21,672</b>	
<b>General Fund Exempt</b>	<b>\$0</b>		<b>\$0</b>		<b>\$0</b>		<b>\$0</b>		<b>\$0</b>	
<b>Cash Funds</b>	<b>\$20,709</b>		<b>\$21,591</b>		<b>\$21,672</b>		<b>\$21,672</b>		<b>\$21,672</b>	
<b>Cash Funds Exempt / Reappropriated Funds</b>	<b>\$0</b>		<b>\$0</b>		<b>\$0</b>		<b>\$0</b>		<b>\$0</b>	
<b>Federal Funds</b>	<b>\$0</b>		<b>\$0</b>		<b>\$0</b>		<b>\$0</b>		<b>\$0</b>	

**Year-End Transfers**

Total Funds	\$0		\$0		N/A		N/A		N/A	
General Fund	\$0		\$0		N/A		N/A		N/A	
General Fund Exempt	\$0		\$0		N/A		N/A		N/A	
Cash Funds	\$0		\$0		N/A		N/A		N/A	
Cash Funds Exempt / Reappropriated Funds	\$0		\$0		N/A		N/A		N/A	
Federal Funds	\$0		\$0		N/A		N/A		N/A	

**POTS Expenditures / Allocation**

Total Funds	\$0		\$0		N/A		\$0		N/A	
General Fund	\$0		\$0		N/A		\$0		N/A	
General Fund Exempt	\$0		\$0		N/A		\$0		N/A	
Cash Funds	\$0		\$0		N/A		\$0		N/A	
Cash Funds Exempt / Reappropriated Funds	\$0		\$0		N/A		\$0		N/A	
Federal Funds	\$0		\$0		N/A		\$0		N/A	

Colorado Department of Treasury  
 FY 2010-11 Budget Cycle  
 Schedule 3

(1) ADMINISTRATION; Legal Services for 575 hours

	FY 2007-08		FY 2008-09		FY 2009-10		FY 2009-10		FY 2010-11	
	Actuals	FTE	Actuals	FTE	Appropriated	FTE	Estimate	FTE	Request	FTE

Roll-Forward

Total Funds	\$0		\$0		N/A		N/A		N/A	
General Fund	\$0		\$0		N/A		N/A		N/A	
General Fund Exempt	\$0		\$0		N/A		N/A		N/A	
Cash Funds	\$0		\$0		N/A		N/A		N/A	
Cash Funds Exempt / Reappropriated Funds	\$0		\$0		N/A		N/A		N/A	
Federal Funds	\$0		\$0		N/A		N/A		N/A	

1331 Supplemental #1 (Short Title)

Total Funds	N/A	N/A	N/A	N/A	N/A	N/A	\$0	0.0	N/A	N/A
General Fund	N/A		N/A		N/A		\$0		N/A	
General Fund Exempt	N/A		N/A		N/A		\$0		N/A	
Cash Funds	N/A		N/A		N/A		\$0		N/A	
Cash Funds Exempt / Reappropriated Funds	N/A		N/A		N/A		\$0		N/A	
Federal Funds	N/A		N/A		N/A		\$0		N/A	

Request Year Base and Other Adjustments (see Reconciliation for details)

Total Funds	N/A	N/A	N/A	N/A	N/A	N/A	N/A	N/A	\$0	0.0
General Fund	N/A		N/A		N/A		N/A		\$0	
General Fund Exempt	N/A		N/A		N/A		N/A		\$0	
Cash Funds	N/A		N/A		N/A		N/A		\$0	
Cash Funds Exempt / Reappropriated Funds	N/A		N/A		N/A		N/A		\$0	
Federal Funds	N/A		N/A		N/A		N/A		\$0	

**Total Spending Authority / Request**

<b>Total Funds</b>	<b>\$41,418</b>	<b>0.0</b>	<b>\$43,182</b>	<b>0.0</b>	<b>\$43,344</b>	<b>0.0</b>	<b>\$43,344</b>	<b>0.0</b>	<b>\$43,344</b>	<b>0.0</b>
<b>General Fund</b>	<b>\$20,709</b>		<b>\$21,591</b>		<b>\$21,672</b>		<b>\$21,672</b>		<b>\$21,672</b>	
<b>General Fund Exempt</b>	<b>\$0</b>		<b>\$0</b>		<b>\$0</b>		<b>\$0</b>		<b>\$0</b>	
<b>Cash Funds</b>	<b>\$20,709</b>		<b>\$21,591</b>		<b>\$21,672</b>		<b>\$21,672</b>		<b>\$21,672</b>	
<b>Cash Funds Exempt / Reappropriated Funds</b>	<b>\$0</b>		<b>\$0</b>		<b>\$0</b>		<b>\$0</b>		<b>\$0</b>	
<b>Federal Funds</b>	<b>\$0</b>		<b>\$0</b>		<b>\$0</b>		<b>\$0</b>		<b>\$0</b>	

Colorado Department of Treasury  
 FY 2010-11 Budget Cycle  
 Schedule 3

(1) ADMINISTRATION; Legal Services for 575 hours

	FY 2007-08		FY 2008-09		FY 2009-10		FY 2009-10		FY 2010-11	
	Actuals	FTE	Actuals	FTE	Appropriated	FTE	Estimate	FTE	Request	FTE
<b>Expenditures</b>										
Total Funds	\$39,863	0.0	\$39,411	0.0	N/A	N/A	N/A	N/A	N/A	N/A
General Fund	\$19,154		\$17,820		N/A		N/A		N/A	
General Fund Exempt	\$0		\$0		N/A		N/A		N/A	
Cash Funds	\$20,709		\$21,591		N/A		N/A		N/A	
Cash Funds Exempt / Reappropriated Funds	\$0		\$0		N/A		N/A		N/A	
Federal Funds	\$0		\$0		N/A		N/A		N/A	
<b>Under/(Over) Expenditures</b>										
Total Funds	\$1,555	0.0	\$3,771	0.0	N/A	N/A	N/A	N/A	N/A	N/A
General Fund	\$1,555		\$3,771		N/A		N/A		N/A	
General Fund Exempt	\$0		\$0		N/A		N/A		N/A	
Cash Funds	\$0		\$0		N/A		N/A		N/A	
Cash Funds Exempt / Reappropriated Funds	\$0		\$0		N/A		N/A		N/A	
Federal Funds	\$0		\$0		N/A		N/A		N/A	

Colorado Department of Treasury  
 FY 2010-11 Budget Cycle  
 Schedule 3

**(1) ADMINISTRATION; Purchase of Services from Computer Center**

	FY 2007-08		FY 2008-09		FY 2009-10		FY 2009-10		FY 2010-11	
	Actuals	FTE	Actuals	FTE	Appropriated	FTE	Estimate	FTE	Request	FTE

SB 07-239, HB 08-1375, SB 09-259 Prior Year Appropriation (Long Bill)

Total Funds	\$5,414	0.0	\$21,767	0.0	\$21,767	0.0	\$21,767	0.0	\$21,767	0.0
General Fund	\$5,414		\$21,767		\$21,767		\$21,767		\$21,767	
General Fund Exempt	\$0		\$0		\$0		\$0		\$0	
Cash Funds	\$0		\$0		\$0		\$0		\$0	
Cash Funds Exempt / Reappropriated Funds	\$0		\$0		\$0		\$0		\$0	
Federal Funds	\$0		\$0		\$0		\$0		\$0	

HB 08-1302 (Agency Supplemental Bill)

Total Funds	(\$477)	0.0	\$0	0.0	N/A	N/A	N/A	N/A	N/A	N/A
General Fund	(\$477)		\$0		N/A		N/A		N/A	
General Fund Exempt	\$0		\$0		N/A		N/A		N/A	
Cash Funds	\$0		\$0		N/A		N/A		N/A	
Cash Funds Exempt / Reappropriated Funds	\$0		\$0		\$0		\$0		N/A	
Federal Funds	\$0		\$0		N/A		N/A		N/A	

HB 08-1375, SB 09-259 (Long Bill Add-ons)

Total Funds	\$0	0.0	\$0	0.0	N/A	N/A	N/A	N/A	N/A	N/A
General Fund	\$0		\$0		N/A		N/A		N/A	
General Fund Exempt	\$0		\$0		N/A		N/A		N/A	
Cash Funds	\$0		\$0		N/A		N/A		N/A	
Cash Funds Exempt / Reappropriated Funds	\$0		\$0		\$0		\$0		N/A	
Federal Funds	\$0		\$0		N/A		N/A		N/A	

(Special Bill Short Title)

Total Funds	\$0	0.0	\$0	0.0	\$0	0.0	\$0	0.0	N/A	N/A
General Fund	\$0		\$0		\$0		\$0		N/A	
General Fund Exempt	\$0		\$0		\$0		\$0		N/A	
Cash Funds	\$0		\$0		\$0		\$0		N/A	
Cash Funds Exempt / Reappropriated Funds	\$0		\$0		\$0		\$0		N/A	
Federal Funds	\$0		\$0		\$0		\$0		N/A	

Colorado Department of Treasury  
 FY 2010-11 Budget Cycle  
 Schedule 3

(1) ADMINISTRATION; Purchase of Services from Computer Center

	FY 2007-08		FY 2008-09		FY 2009-10		FY 2009-10		FY 2010-11	
	Actuals	FTE	Actuals	FTE	Appropriated	FTE	Estimate	FTE	Request	FTE
(Special Bill Short Title)										
Total Funds	\$0	0.0	\$0	0.0	\$0	0.0	\$0	0.0		N/A
General Fund	\$0		\$0		\$0		\$0			N/A
General Fund Exempt	\$0		\$0		\$0		\$0			N/A
Cash Funds	\$0		\$0		\$0		\$0			N/A
Cash Funds Exempt / Reappropriated Funds	\$0		\$0		\$0		\$0			N/A
Federal Funds	\$0		\$0		\$0		\$0			N/A

**Total Appropriation**

<b>Total Funds</b>	<b>\$4,937</b>	<b>0.0</b>	<b>\$21,767</b>	<b>0.0</b>	<b>\$21,767</b>	<b>0.0</b>	<b>\$21,767</b>	<b>0.0</b>	<b>\$21,767</b>	<b>0.0</b>
<b>General Fund</b>	<b>\$4,937</b>		<b>\$21,767</b>		<b>\$21,767</b>		<b>\$21,767</b>		<b>\$21,767</b>	
<b>General Fund Exempt</b>	<b>\$0</b>		<b>\$0</b>		<b>\$0</b>		<b>\$0</b>		<b>\$0</b>	
<b>Cash Funds</b>	<b>\$0</b>		<b>\$0</b>		<b>\$0</b>		<b>\$0</b>		<b>\$0</b>	
<b>Cash Funds Exempt / Reappropriated Funds</b>	<b>\$0</b>		<b>\$0</b>		<b>\$0</b>		<b>\$0</b>		<b>\$0</b>	
<b>Federal Funds</b>	<b>\$0</b>		<b>\$0</b>		<b>\$0</b>		<b>\$0</b>		<b>\$0</b>	

Year-End Transfers

Total Funds	\$0		\$0		N/A		N/A		N/A	
General Fund	\$0		\$0		N/A		N/A		N/A	
General Fund Exempt	\$0		\$0		N/A		N/A		N/A	
Cash Funds	\$0		\$0		N/A		N/A		N/A	
Cash Funds Exempt / Reappropriated Funds	\$0		\$0		N/A		N/A		N/A	
Federal Funds	\$0		\$0		N/A		N/A		N/A	

POTS Expenditures / Allocation

Total Funds	\$0		\$0		N/A		\$0		N/A	
General Fund	\$0		\$0		N/A		\$0		N/A	
General Fund Exempt	\$0		\$0		N/A		\$0		N/A	
Cash Funds	\$0		\$0		N/A		\$0		N/A	
Cash Funds Exempt / Reappropriated Funds	\$0		\$0		N/A		\$0		N/A	
Federal Funds	\$0		\$0		N/A		\$0		N/A	



Colorado Department of Treasury  
 FY 2010-11 Budget Cycle  
 Schedule 3

**(1) ADMINISTRATION; Purchase of Services from Computer Center**

	FY 2007-08		FY 2008-09		FY 2009-10		FY 2009-10		FY 2010-11	
	Actuals	FTE	Actuals	FTE	Appropriated	FTE	Estimate	FTE	Request	FTE
Roll-Forward										
Total Funds	\$0		\$0		N/A		N/A		N/A	
General Fund	\$0		\$0		N/A		N/A		N/A	
General Fund Exempt	\$0		\$0		N/A		N/A		N/A	
Cash Funds	\$0		\$0		N/A		N/A		N/A	
Cash Funds Exempt / Reappropriated Funds	\$0		\$0		N/A		N/A		N/A	
Federal Funds	\$0		\$0		N/A		N/A		N/A	
1331 Supplemental #1 (Short Title)										
Total Funds	N/A	N/A	N/A	N/A	N/A	N/A	\$0	0.0	N/A	N/A
General Fund	N/A		N/A		N/A		\$0		N/A	
General Fund Exempt	N/A		N/A		N/A		\$0		N/A	
Cash Funds	N/A		N/A		N/A		\$0		N/A	
Cash Funds Exempt / Reappropriated Funds	N/A		N/A		N/A		\$0		N/A	
Federal Funds	N/A		N/A		N/A		\$0		N/A	
Request Year Base and Other Adjustments (see Reconciliation for details)										
Total Funds	N/A	N/A	N/A	N/A	N/A	N/A	N/A	N/A	(\$17,954)	0.0
General Fund	N/A		N/A		N/A		N/A		(\$17,954)	
General Fund Exempt	N/A		N/A		N/A		N/A		\$0	
Cash Funds	N/A		N/A		N/A		N/A		\$0	
Cash Funds Exempt / Reappropriated Funds	N/A		N/A		N/A		N/A		\$0	
Federal Funds	N/A		N/A		N/A		N/A		\$0	
<b>Total Spending Authority / Request</b>										
Total Funds	\$4,937	0.0	\$21,767	0.0	\$21,767	0.0	\$21,767	0.0	\$3,813	0.0
General Fund	\$4,937		\$21,767		\$21,767		\$21,767		\$3,813	
General Fund Exempt	\$0		\$0		\$0		\$0		\$0	
Cash Funds	\$0		\$0		\$0		\$0		\$0	
Cash Funds Exempt / Reappropriated Funds	\$0		\$0		\$0		\$0		\$0	
Federal Funds	\$0		\$0		\$0		\$0		\$0	

Colorado Department of Treasury  
 FY 2010-11 Budget Cycle  
 Schedule 3

**(1) ADMINISTRATION; Purchase of Services from Computer Center**

	FY 2007-08		FY 2008-09		FY 2009-10		FY 2009-10		FY 2010-11	
	Actuals	FTE	Actuals	FTE	Appropriated	FTE	Estimate	FTE	Request	FTE
<b>Expenditures</b>										
Total Funds	\$4,937	0.0	\$21,767	0.0	N/A	N/A	N/A	N/A	N/A	N/A
General Fund	\$4,937		\$21,767		N/A		N/A		N/A	
General Fund Exempt	\$0		\$0		N/A		N/A		N/A	
Cash Funds	\$0		\$0		N/A		N/A		N/A	
Cash Funds Exempt / Reappropriated Funds	\$0		\$0		N/A		N/A		N/A	
Federal Funds	\$0		\$0		N/A		N/A		N/A	
<b>Under/(Over) Expenditures</b>										
Total Funds	\$0	0.0	\$0	0.0	N/A	N/A	N/A	N/A	N/A	N/A
General Fund	\$0		\$0		N/A		N/A		N/A	
General Fund Exempt	\$0		\$0		N/A		N/A		N/A	
Cash Funds	\$0		\$0		N/A		N/A		N/A	
Cash Funds Exempt / Reappropriated Funds	\$0		\$0		N/A		N/A		N/A	
Federal Funds	\$0		\$0		N/A		N/A		N/A	

Colorado Department of Treasury  
FY 2010-11 Budget Cycle  
Schedule 3

**(1) ADMINISTRATION; Capitol Complex Leased Space**

	FY 2007-08		FY 2008-09		FY 2009-10		FY 2009-10		FY 2010-11	
	Actuals	FTE	Actuals	FTE	Appropriated	FTE	Estimate	FTE	Request	FTE

SB 07-239, HB 08-1375, SB 09-259 Prior Year Appropriation (Long Bill)

Total Funds	\$54,346	0.0	\$54,919	0.0	\$55,706	0.0	\$54,954	0.0	\$54,954	0.0
General Fund	\$54,346		\$54,919		\$55,706		\$54,954		\$54,954	
General Fund Exempt	\$0		\$0		\$0		\$0		\$0	
Cash Funds	\$0		\$0		\$0		\$0		\$0	
Cash Funds Exempt / Reappropriated Funds	\$0		\$0		\$0		\$0		\$0	
Federal Funds	\$0		\$0		\$0		\$0		\$0	

HB 08-1302 (Agency Supplemental Bill)

Total Funds	\$855	0.0	\$0	0.0	N/A	N/A	N/A	N/A	N/A	N/A
General Fund	\$855		\$0		N/A		N/A		N/A	
General Fund Exempt	\$0		\$0		N/A		N/A		N/A	
Cash Funds	\$0		\$0		N/A		N/A		N/A	
Cash Funds Exempt / Reappropriated Funds	\$0		\$0		\$0		\$0		N/A	
Federal Funds	\$0		\$0		N/A		N/A		N/A	

HB 08-1375, SB 09-259 (Long Bill Add-ons)

Total Funds	\$0	0.0	\$0	0.0	N/A	N/A	N/A	N/A	N/A	N/A
General Fund	\$0		\$0		N/A		N/A		N/A	
General Fund Exempt	\$0		\$0		N/A		N/A		N/A	
Cash Funds	\$0		\$0		N/A		N/A		N/A	
Cash Funds Exempt / Reappropriated Funds	\$0		\$0		\$0		\$0		N/A	
Federal Funds	\$0		\$0		N/A		N/A		N/A	

(Special Bill Short Title)

Total Funds	\$0	0.0	\$0	0.0	\$0	0.0	\$0	0.0	N/A	N/A
General Fund	\$0		\$0		\$0		\$0		N/A	
General Fund Exempt	\$0		\$0		\$0		\$0		N/A	
Cash Funds	\$0		\$0		\$0		\$0		N/A	
Cash Funds Exempt / Reappropriated Funds	\$0		\$0		\$0		\$0		N/A	
Federal Funds	\$0		\$0		\$0		\$0		N/A	

Colorado Department of Treasury  
 FY 2010-11 Budget Cycle  
 Schedule 3

**(1) ADMINISTRATION; Capitol Complex Leased Space**

	FY 2007-08		FY 2008-09		FY 2009-10		FY 2009-10		FY 2010-11	
	Actuals	FTE	Actuals	FTE	Appropriated	FTE	Estimate	FTE	Request	FTE
(Special Bill Short Title)										
Total Funds	\$0	0.0	\$0	0.0	\$0	0.0	\$0	0.0	N/A	N/A
General Fund	\$0		\$0		\$0		\$0		N/A	
General Fund Exempt	\$0		\$0		\$0		\$0		N/A	
Cash Funds	\$0		\$0		\$0		\$0		N/A	
Cash Funds Exempt / Reappropriated Funds	\$0		\$0		\$0		\$0		N/A	
Federal Funds	\$0		\$0		\$0		\$0		N/A	

**Total Appropriation**

<b>Total Funds</b>	<b>\$55,201</b>	<b>0.0</b>	<b>\$54,919</b>	<b>0.0</b>	<b>\$55,706</b>	<b>0.0</b>	<b>\$54,954</b>	<b>0.0</b>	<b>\$54,954</b>	<b>0.0</b>
<b>General Fund</b>	<b>\$55,201</b>		<b>\$54,919</b>		<b>\$55,706</b>		<b>\$54,954</b>		<b>\$54,954</b>	
<b>General Fund Exempt</b>	<b>\$0</b>		<b>\$0</b>		<b>\$0</b>		<b>\$0</b>		<b>\$0</b>	
<b>Cash Funds</b>	<b>\$0</b>		<b>\$0</b>		<b>\$0</b>		<b>\$0</b>		<b>\$0</b>	
<b>Cash Funds Exempt / Reappropriated Funds</b>	<b>\$0</b>		<b>\$0</b>		<b>\$0</b>		<b>\$0</b>		<b>\$0</b>	
<b>Federal Funds</b>	<b>\$0</b>		<b>\$0</b>		<b>\$0</b>		<b>\$0</b>		<b>\$0</b>	

**Year-End Transfers**

Total Funds	\$0		\$0		N/A		N/A		N/A	
General Fund	\$0		\$0		N/A		N/A		N/A	
General Fund Exempt	\$0		\$0		N/A		N/A		N/A	
Cash Funds	\$0		\$0		N/A		N/A		N/A	
Cash Funds Exempt / Reappropriated Funds	\$0		\$0		N/A		N/A		N/A	
Federal Funds	\$0		\$0		N/A		N/A		N/A	

**POTS Expenditures / Allocation**

Total Funds	\$0		\$0		N/A		\$0		N/A	
General Fund	\$0		\$0		N/A		\$0		N/A	
General Fund Exempt	\$0		\$0		N/A		\$0		N/A	
Cash Funds	\$0		\$0		N/A		\$0		N/A	
Cash Funds Exempt / Reappropriated Funds	\$0		\$0		N/A		\$0		N/A	
Federal Funds	\$0		\$0		N/A		\$0		N/A	

Colorado Department of Treasury  
FY 2010-11 Budget Cycle  
Schedule 3

**(1) ADMINISTRATION; Capitol Complex Leased Space**

	FY 2007-08		FY 2008-09		FY 2009-10		FY 2009-10		FY 2010-11	
	Actuals	FTE	Actuals	FTE	Appropriated	FTE	Estimate	FTE	Request	FTE

Roll-Forward

Total Funds	\$0		\$0		N/A		N/A		N/A	
General Fund	\$0		\$0		N/A		N/A		N/A	
General Fund Exempt	\$0		\$0		N/A		N/A		N/A	
Cash Funds	\$0		\$0		N/A		N/A		N/A	
Cash Funds Exempt / Reappropriated Funds	\$0		\$0		N/A		N/A		N/A	
Federal Funds	\$0		\$0		N/A		N/A		N/A	

1331 Supplemental #1 (Short Title)

Total Funds	N/A	N/A	N/A	N/A	N/A	N/A	\$0	0.0	N/A	N/A
General Fund	N/A		N/A		N/A		\$0		N/A	
General Fund Exempt	N/A		N/A		N/A		\$0		N/A	
Cash Funds	N/A		N/A		N/A		\$0		N/A	
Cash Funds Exempt / Reappropriated Funds	N/A		N/A		N/A		\$0		N/A	
Federal Funds	N/A		N/A		N/A		\$0		N/A	

Request Year Base and Other Adjustments (see Reconciliation for details)

Total Funds	N/A	N/A	N/A	N/A	N/A	N/A	N/A	N/A	(\$1,005)	0.0
General Fund	N/A		N/A		N/A		N/A		(\$1,005)	
General Fund Exempt	N/A		N/A		N/A		N/A		\$0	
Cash Funds	N/A		N/A		N/A		N/A		\$0	
Cash Funds Exempt / Reappropriated Funds	N/A		N/A		N/A		N/A		\$0	
Federal Funds	N/A		N/A		N/A		N/A		\$0	

**Total Spending Authority / Request**

<b>Total Funds</b>	<b>\$55,201</b>	<b>0.0</b>	<b>\$54,919</b>	<b>0.0</b>	<b>\$55,706</b>	<b>0.0</b>	<b>\$54,954</b>	<b>0.0</b>	<b>\$53,949</b>	<b>0.0</b>
<b>General Fund</b>	<b>\$55,201</b>		<b>\$54,919</b>		<b>\$55,706</b>		<b>\$54,954</b>		<b>\$53,949</b>	
<b>General Fund Exempt</b>	<b>\$0</b>		<b>\$0</b>		<b>\$0</b>		<b>\$0</b>		<b>\$0</b>	
<b>Cash Funds</b>	<b>\$0</b>		<b>\$0</b>		<b>\$0</b>		<b>\$0</b>		<b>\$0</b>	
<b>Cash Funds Exempt / Reappropriated Funds</b>	<b>\$0</b>		<b>\$0</b>		<b>\$0</b>		<b>\$0</b>		<b>\$0</b>	
<b>Federal Funds</b>	<b>\$0</b>		<b>\$0</b>		<b>\$0</b>		<b>\$0</b>		<b>\$0</b>	

Colorado Department of Treasury  
 FY 2010-11 Budget Cycle  
 Schedule 3

**(1) ADMINISTRATION; Capitol Complex Leased Space**

	FY 2007-08		FY 2008-09		FY 2009-10		FY 2009-10		FY 2010-11	
	Actuals	FTE	Actuals	FTE	Appropriated	FTE	Estimate	FTE	Request	FTE
<b>Expenditures</b>										
Total Funds	\$55,200	0.0	\$54,919	0.0	N/A	N/A	N/A	N/A	N/A	N/A
General Fund	\$55,200		\$54,919		N/A		N/A		N/A	
General Fund Exempt	\$0		\$0		N/A		N/A		N/A	
Cash Funds	\$0		\$0		N/A		N/A		N/A	
Cash Funds Exempt / Reappropriated Funds	\$0		\$0		N/A		N/A		N/A	
Federal Funds	\$0		\$0		N/A		N/A		N/A	
<b>Under/(Over) Expenditures</b>										
Total Funds	\$1	0.0	\$0	0.0	N/A	N/A	N/A	N/A	N/A	N/A
General Fund	\$1		\$0		N/A		N/A		N/A	
General Fund Exempt	\$0		\$0		N/A		N/A		N/A	
Cash Funds	\$0		\$0		N/A		N/A		N/A	
Cash Funds Exempt / Reappropriated Funds	\$0		\$0		N/A		N/A		N/A	
Federal Funds	\$0		\$0		N/A		N/A		N/A	

Colorado Department of Treasury  
 FY 2010-11 Budget Cycle  
 Schedule 3

**(1) ADMINISTRATION; Charter School Facilities Financing Section**

	FY 2007-08		FY 2008-09		FY 2009-10		FY 2009-10		FY 2010-11	
	Actuals	FTE	Actuals	FTE	Appropriated	FTE	Estimate	FTE	Request	FTE

SB 07-239, HB 08-1375, SB 09-259 Prior Year Appropriation (Long Bill)

Total Funds	\$5,000	0.0	\$5,000	0.0	\$5,000	0.0	\$5,000	0.0	\$5,000	0.0
General Fund	\$0		\$0		\$0		\$0		\$0	
General Fund Exempt	\$0		\$0		\$0		\$0		\$0	
Cash Funds	\$5,000		\$5,000		\$5,000		\$5,000		\$5,000	
Cash Funds Exempt / Reappropriated Funds	\$0		\$0		\$0		\$0		\$0	
Federal Funds	\$0		\$0		\$0		\$0		\$0	

(Agency Supplemental Bill)

Total Funds	\$0	0.0	\$0	0.0	N/A	N/A	N/A	N/A	N/A	N/A
General Fund	\$0		\$0		N/A		N/A		N/A	
General Fund Exempt	\$0		\$0		N/A		N/A		N/A	
Cash Funds	\$0		\$0		N/A		N/A		N/A	
Cash Funds Exempt / Reappropriated Funds	\$0		\$0		\$0		\$0		N/A	
Federal Funds	\$0		\$0		N/A		N/A		N/A	

HB 08-1375, SB 09-259 (Long Bill Add-ons)

Total Funds	\$0	0.0	\$0	0.0	N/A	N/A	N/A	N/A	N/A	N/A
General Fund	\$0		\$0		N/A		N/A		N/A	
General Fund Exempt	\$0		\$0		N/A		N/A		N/A	
Cash Funds	\$0		\$0		N/A		N/A		N/A	
Cash Funds Exempt / Reappropriated Funds	\$0		\$0		\$0		\$0		N/A	
Federal Funds	\$0		\$0		N/A		N/A		N/A	

(Special Bill Short Title)

Total Funds	\$0	0.0	\$0	0.0	\$0	0.0	\$0	0.0	N/A	N/A
General Fund	\$0		\$0		\$0		\$0		N/A	
General Fund Exempt	\$0		\$0		\$0		\$0		N/A	
Cash Funds	\$0		\$0		\$0		\$0		N/A	
Cash Funds Exempt / Reappropriated Funds	\$0		\$0		\$0		\$0		N/A	
Federal Funds	\$0		\$0		\$0		\$0		N/A	

Colorado Department of Treasury  
 FY 2010-11 Budget Cycle  
 Schedule 3

**(1) ADMINISTRATION; Charter School Facilities Financing Section**

	FY 2007-08		FY 2008-09		FY 2009-10		FY 2009-10		FY 2010-11	
	Actuals	FTE	Actuals	FTE	Appropriated	FTE	Estimate	FTE	Request	FTE
(Special Bill Short Title)										
Total Funds	\$0	0.0	\$0	0.0	\$0	0.0	\$0	0.0	N/A	N/A
General Fund	\$0		\$0		\$0		\$0		N/A	
General Fund Exempt	\$0		\$0		\$0		\$0		N/A	
Cash Funds	\$0		\$0		\$0		\$0		N/A	
Cash Funds Exempt / Reappropriated Funds	\$0		\$0		\$0		\$0		N/A	
Federal Funds	\$0		\$0		\$0		\$0		N/A	

**Total Appropriation**

Total Funds	\$5,000	0.0	\$5,000	0.0	\$5,000	0.0	\$5,000	0.0	\$5,000	0.0
General Fund	\$0		\$0		\$0		\$0		\$0	
General Fund Exempt	\$0		\$0		\$0		\$0		\$0	
Cash Funds	\$5,000		\$5,000		\$5,000		\$5,000		\$5,000	
Cash Funds Exempt / Reappropriated Funds	\$0		\$0		\$0		\$0		\$0	
Federal Funds	\$0		\$0		\$0		\$0		\$0	

**Year-End Transfers**

Total Funds	\$0		\$0		N/A		N/A		N/A	
General Fund	\$0		\$0		N/A		N/A		N/A	
General Fund Exempt	\$0		\$0		N/A		N/A		N/A	
Cash Funds	\$0		\$0		N/A		N/A		N/A	
Cash Funds Exempt / Reappropriated Funds	\$0		\$0		N/A		N/A		N/A	
Federal Funds	\$0		\$0		N/A		N/A		N/A	

**POTS Expenditures / Allocation**

Total Funds	\$0		\$0		N/A		\$0		N/A	
General Fund	\$0		\$0		N/A		\$0		N/A	
General Fund Exempt	\$0		\$0		N/A		\$0		N/A	
Cash Funds	\$0		\$0		N/A		\$0		N/A	
Cash Funds Exempt / Reappropriated Funds	\$0		\$0		N/A		\$0		N/A	
Federal Funds	\$0		\$0		N/A		\$0		N/A	



Colorado Department of Treasury  
 FY 2010-11 Budget Cycle  
 Schedule 3

**(1) ADMINISTRATION; Charter School Facilities Financing Section**

	FY 2007-08		FY 2008-09		FY 2009-10		FY 2009-10		FY 2010-11	
	Actuals	FTE	Actuals	FTE	Appropriated	FTE	Estimate	FTE	Request	FTE

Roll-Forward

Total Funds	\$0		\$0		N/A		N/A		N/A	
General Fund	\$0		\$0		N/A		N/A		N/A	
General Fund Exempt	\$0		\$0		N/A		N/A		N/A	
Cash Funds	\$0		\$0		N/A		N/A		N/A	
Cash Funds Exempt / Reappropriated Funds	\$0		\$0		N/A		N/A		N/A	
Federal Funds	\$0		\$0		N/A		N/A		N/A	

1331 Supplemental #1 (Short Title)

Total Funds	N/A	N/A	N/A	N/A	N/A	N/A	\$0	0.0	N/A	N/A
General Fund	N/A		N/A		N/A		\$0		N/A	
General Fund Exempt	N/A		N/A		N/A		\$0		N/A	
Cash Funds	N/A		N/A		N/A		\$0		N/A	
Cash Funds Exempt / Reappropriated Funds	N/A		N/A		N/A		\$0		N/A	
Federal Funds	N/A		N/A		N/A		\$0		N/A	

Request Year Base and Other Adjustments (see Reconciliation for details)

Total Funds	N/A	N/A	N/A	N/A	N/A	N/A	N/A	N/A	\$0	0.0
General Fund	N/A		N/A		N/A		N/A		\$0	
General Fund Exempt	N/A		N/A		N/A		N/A		\$0	
Cash Funds	N/A		N/A		N/A		N/A		\$0	
Cash Funds Exempt / Reappropriated Funds	N/A		N/A		N/A		N/A		\$0	
Federal Funds	N/A		N/A		N/A		N/A		\$0	

**Total Spending Authority / Request**

<b>Total Funds</b>	<b>\$5,000</b>	<b>0.0</b>	<b>\$5,000</b>	<b>0.0</b>	<b>\$5,000</b>	<b>0.0</b>	<b>\$5,000</b>	<b>0.0</b>	<b>\$5,000</b>	<b>0.0</b>
General Fund	\$0		\$0		\$0		\$0		\$0	
General Fund Exempt	\$0		\$0		\$0		\$0		\$0	
Cash Funds	\$5,000		\$5,000		\$5,000		\$5,000		\$5,000	
Cash Funds Exempt / Reappropriated Funds	\$0		\$0		\$0		\$0		\$0	
Federal Funds	\$0		\$0		\$0		\$0		\$0	

Colorado Department of Treasury  
 FY 2010-11 Budget Cycle  
 Schedule 3

**(1) ADMINISTRATION; Charter School Facilities Financing Section**

	FY 2007-08		FY 2008-09		FY 2009-10		FY 2009-10		FY 2010-11	
	Actuals	FTE	Actuals	FTE	Appropriated	FTE	Estimate	FTE	Request	FTE
<b>Expenditures</b>										
Total Funds	\$2,184	0.0	\$2,579	0.0	N/A	N/A	N/A	N/A	N/A	N/A
General Fund	\$0		\$0		N/A		N/A		N/A	
General Fund Exempt	\$0		\$0		N/A		N/A		N/A	
Cash Funds	\$2,184		\$2,579		N/A		N/A		N/A	
Cash Funds Exempt / Reappropriated Funds	\$0		\$0		N/A		N/A		N/A	
Federal Funds	\$0		\$0		N/A		N/A		N/A	
<b>Under/(Over) Expenditures</b>										
Total Funds	\$2,816	0.0	\$2,421	0.0	N/A	N/A	N/A	N/A	N/A	N/A
General Fund	\$0		\$0		N/A		N/A		N/A	
General Fund Exempt	\$0		\$0		N/A		N/A		N/A	
Cash Funds	\$2,816		\$2,421		N/A		N/A		N/A	
Cash Funds Exempt / Reappropriated Funds	\$0		\$0		N/A		N/A		N/A	
Federal Funds	\$0		\$0		N/A		N/A		N/A	

Colorado Department of Treasury  
 FY 2010-11 Budget Cycle  
 Schedule 3

**(1) ADMINISTRATION; Discretionary Fund**

	FY 2007-08		FY 2008-09		FY 2009-10		FY 2009-10		FY 2010-11	
	Actuals	FTE	Actuals	FTE	Appropriated	FTE	Estimate	FTE	Request	FTE

SB 07-239, HB 08-1375, SB 09-259 Prior Year Appropriation (Long Bill)

Total Funds	\$5,000	0.0	\$5,000	0.0	\$5,000	0.0	\$5,000	0.0	\$5,000	0.0
General Fund	\$5,000		\$5,000		\$5,000		\$5,000		\$5,000	
General Fund Exempt	\$0		\$0		\$0		\$0		\$0	
Cash Funds	\$0		\$0		\$0		\$0		\$0	
Cash Funds Exempt / Reappropriated Funds	\$0		\$0		\$0		\$0		\$0	
Federal Funds	\$0		\$0		\$0		\$0		\$0	

(Agency Supplemental Bill)

Total Funds	\$0	0.0	\$0	0.0	N/A	N/A	N/A	N/A	N/A	N/A
General Fund	\$0		\$0		N/A		N/A		N/A	
General Fund Exempt	\$0		\$0		N/A		N/A		N/A	
Cash Funds	\$0		\$0		N/A		N/A		N/A	
Cash Funds Exempt / Reappropriated Funds	\$0		\$0		\$0		\$0		N/A	
Federal Funds	\$0		\$0		N/A		N/A		N/A	

HB 08-1375, SB 09-259 (Long Bill Add-ons)

Total Funds	\$0	0.0	\$0	0.0	N/A	N/A	N/A	N/A	N/A	N/A
General Fund	\$0		\$0		N/A		N/A		N/A	
General Fund Exempt	\$0		\$0		N/A		N/A		N/A	
Cash Funds	\$0		\$0		N/A		N/A		N/A	
Cash Funds Exempt / Reappropriated Funds	\$0		\$0		\$0		\$0		N/A	
Federal Funds	\$0		\$0		N/A		N/A		N/A	

(Special Bill Short Title)

Total Funds	\$0	0.0	\$0	0.0	\$0	0.0	\$0	0.0	N/A	N/A
General Fund	\$0		\$0		\$0		\$0		N/A	
General Fund Exempt	\$0		\$0		\$0		\$0		N/A	
Cash Funds	\$0		\$0		\$0		\$0		N/A	
Cash Funds Exempt / Reappropriated Funds	\$0		\$0		\$0		\$0		N/A	
Federal Funds	\$0		\$0		\$0		\$0		N/A	

Colorado Department of Treasury  
FY 2010-11 Budget Cycle  
Schedule 3

(1) ADMINISTRATION; Discretionary Fund

	FY 2007-08		FY 2008-09		FY 2009-10		FY 2009-10		FY 2010-11	
	Actuals	FTE	Actuals	FTE	Appropriated	FTE	Estimate	FTE	Request	FTE
(Special Bill Short Title)										
Total Funds	\$0	0.0	\$0	0.0	\$0	0.0	\$0	0.0		N/A
General Fund	\$0		\$0		\$0		\$0			N/A
General Fund Exempt	\$0		\$0		\$0		\$0			N/A
Cash Funds	\$0		\$0		\$0		\$0			N/A
Cash Funds Exempt / Reappropriated Funds	\$0		\$0		\$0		\$0			N/A
Federal Funds	\$0		\$0		\$0		\$0			N/A

**Total Appropriation**

<b>Total Funds</b>	<b>\$5,000</b>	<b>0.0</b>	<b>\$5,000</b>	<b>0.0</b>	<b>\$5,000</b>	<b>0.0</b>	<b>\$5,000</b>	<b>0.0</b>	<b>\$5,000</b>	<b>0.0</b>
<b>General Fund</b>	<b>\$5,000</b>		<b>\$5,000</b>		<b>\$5,000</b>		<b>\$5,000</b>		<b>\$5,000</b>	
<b>General Fund Exempt</b>	<b>\$0</b>		<b>\$0</b>		<b>\$0</b>		<b>\$0</b>		<b>\$0</b>	
<b>Cash Funds</b>	<b>\$0</b>		<b>\$0</b>		<b>\$0</b>		<b>\$0</b>		<b>\$0</b>	
<b>Cash Funds Exempt / Reappropriated Funds</b>	<b>\$0</b>		<b>\$0</b>		<b>\$0</b>		<b>\$0</b>		<b>\$0</b>	
<b>Federal Funds</b>	<b>\$0</b>		<b>\$0</b>		<b>\$0</b>		<b>\$0</b>		<b>\$0</b>	

Year-End Transfers

Total Funds	\$0		\$0		N/A		N/A		N/A	
General Fund	\$0		\$0		N/A		N/A		N/A	
General Fund Exempt	\$0		\$0		N/A		N/A		N/A	
Cash Funds	\$0		\$0		N/A		N/A		N/A	
Cash Funds Exempt / Reappropriated Funds	\$0		\$0		N/A		N/A		N/A	
Federal Funds	\$0		\$0		N/A		N/A		N/A	

POTS Expenditures / Allocation

Total Funds	\$0		\$0		N/A		\$0		N/A	
General Fund	\$0		\$0		N/A		\$0		N/A	
General Fund Exempt	\$0		\$0		N/A		\$0		N/A	
Cash Funds	\$0		\$0		N/A		\$0		N/A	
Cash Funds Exempt / Reappropriated Funds	\$0		\$0		N/A		\$0		N/A	
Federal Funds	\$0		\$0		N/A		\$0		N/A	

Colorado Department of Treasury  
 FY 2010-11 Budget Cycle  
 Schedule 3

**(1) ADMINISTRATION; Discretionary Fund**

	FY 2007-08		FY 2008-09		FY 2009-10		FY 2009-10		FY 2010-11	
	Actuals	FTE	Actuals	FTE	Appropriated	FTE	Estimate	FTE	Request	FTE
Roll-Forward										
Total Funds	\$0		\$0		N/A		N/A		N/A	
General Fund	\$0		\$0		N/A		N/A		N/A	
General Fund Exempt	\$0		\$0		N/A		N/A		N/A	
Cash Funds	\$0		\$0		N/A		N/A		N/A	
Cash Funds Exempt / Reappropriated Funds	\$0		\$0		N/A		N/A		N/A	
Federal Funds	\$0		\$0		N/A		N/A		N/A	

1331 Supplemental #1 (Short Title)

Total Funds	N/A	N/A	N/A	N/A	N/A	N/A	\$0	0.0	N/A	N/A
General Fund	N/A		N/A		N/A		\$0		N/A	
General Fund Exempt	N/A		N/A		N/A		\$0		N/A	
Cash Funds	N/A		N/A		N/A		\$0		N/A	
Cash Funds Exempt / Reappropriated Funds	N/A		N/A		N/A		\$0		N/A	
Federal Funds	N/A		N/A		N/A		\$0		N/A	

Request Year Base and Other Adjustments (see Reconciliation for details)

Total Funds	N/A	N/A	N/A	N/A	N/A	N/A	N/A	N/A	\$0	0.0
General Fund	N/A		N/A		N/A		N/A		\$0	
General Fund Exempt	N/A		N/A		N/A		N/A		\$0	
Cash Funds	N/A		N/A		N/A		N/A		\$0	
Cash Funds Exempt / Reappropriated Funds	N/A		N/A		N/A		N/A		\$0	
Federal Funds	N/A		N/A		N/A		N/A		\$0	

**Total Spending Authority / Request**

Total Funds	\$5,000	0.0	\$5,000	0.0	\$5,000	0.0	\$5,000	0.0	\$5,000	0.0
General Fund	\$5,000		\$5,000		\$5,000		\$5,000		\$5,000	
General Fund Exempt	\$0		\$0		\$0		\$0		\$0	
Cash Funds	\$0		\$0		\$0		\$0		\$0	
Cash Funds Exempt / Reappropriated Funds	\$0		\$0		\$0		\$0		\$0	
Federal Funds	\$0		\$0		\$0		\$0		\$0	

Colorado Department of Treasury  
 FY 2010-11 Budget Cycle  
 Schedule 3

(1) ADMINISTRATION; Discretionary Fund

	FY 2007-08		FY 2008-09		FY 2009-10		FY 2009-10		FY 2010-11	
	Actuals	FTE	Actuals	FTE	Appropriated	FTE	Estimate	FTE	Request	FTE
<b>Expenditures</b>										
Total Funds	\$771	0.0	\$614	0.0	N/A	N/A	N/A	N/A	N/A	N/A
General Fund	\$771		\$614		N/A		N/A		N/A	
General Fund Exempt	\$0		\$0		N/A		N/A		N/A	
Cash Funds	\$0		\$0		N/A		N/A		N/A	
Cash Funds Exempt / Reappropriated Funds	\$0		\$0		N/A		N/A		N/A	
Federal Funds	\$0		\$0		N/A		N/A		N/A	
<b>Under/(Over) Expenditures</b>										
Total Funds	\$4,229	0.0	\$4,386	0.0	N/A	N/A	N/A	N/A	N/A	N/A
General Fund	\$4,229		\$4,386		N/A		N/A		N/A	
General Fund Exempt	\$0		\$0		N/A		N/A		N/A	
Cash Funds	\$0		\$0		N/A		N/A		N/A	
Cash Funds Exempt / Reappropriated Funds	\$0		\$0		N/A		N/A		N/A	
Federal Funds	\$0		\$0		N/A		N/A		N/A	

Colorado Department of Treasury  
 FY 2010-11 Budget Cycle  
 Schedule 3

**(2) UNCLAIMED PROPERTY PROGRAM; Personal Services**

	FY 2007-08		FY 2008-09		FY 2009-10		FY 2009-10		FY 2010-11	
	Actuals	FTE	Actuals	FTE	Appropriated	FTE	Estimate	FTE	Request	FTE

SB 07-239, HB 08-1375, SB 09-259 Prior Year Appropriation (Long Bill)

Total Funds	\$666,851	10.0	\$738,000	13.5	\$781,790	15.5	\$781,790	15.5	\$781,790	15.5
General Fund	\$0		\$0		\$0		\$0		\$0	
General Fund Exempt	\$0		\$0		\$0		\$0		\$0	
Cash Funds	\$666,851		\$738,000		\$781,790		\$781,790		\$781,790	
Cash Funds Exempt / Reappropriated Funds	\$0		\$0		\$0		\$0		\$0	
Federal Funds	\$0		\$0		\$0		\$0		\$0	

SB 09-203 (Agency Supplemental Bill)

Total Funds	\$0	0.0	(\$24,914)	(1.0)	N/A	N/A	N/A	N/A	N/A	N/A
General Fund	\$0		\$0		N/A		N/A		N/A	
General Fund Exempt	\$0		\$0		N/A		N/A		N/A	
Cash Funds	\$0		(\$24,914)		N/A		N/A		N/A	
Cash Funds Exempt / Reappropriated Funds	\$0		\$0		\$0		\$0		N/A	
Federal Funds	\$0		\$0		N/A		N/A		N/A	

HB 08-1375, SB 09-259 (Long Bill Add-ons)

Total Funds	\$0	0.0	\$0	0.0	N/A	N/A	N/A	N/A	N/A	N/A
General Fund	\$0		\$0		N/A		N/A		N/A	
General Fund Exempt	\$0		\$0		N/A		N/A		N/A	
Cash Funds	\$0		\$0		N/A		N/A		N/A	
Cash Funds Exempt / Reappropriated Funds	\$0		\$0		\$0		\$0		N/A	
Federal Funds	\$0		\$0		N/A		N/A		N/A	

(Special Bill Short Title)

Total Funds	\$0	0.0	\$0	0.0	\$0	0.0	\$0	0.0	N/A	N/A
General Fund	\$0		\$0		\$0		\$0		N/A	
General Fund Exempt	\$0		\$0		\$0		\$0		N/A	
Cash Funds	\$0		\$0		\$0		\$0		N/A	
Cash Funds Exempt / Reappropriated Funds	\$0		\$0		\$0		\$0		N/A	
Federal Funds	\$0		\$0		\$0		\$0		N/A	

Colorado Department of Treasury  
 FY 2010-11 Budget Cycle  
 Schedule 3

**(2) UNCLAIMED PROPERTY PROGRAM; Personal Services**

	FY 2007-08		FY 2008-09		FY 2009-10		FY 2009-10		FY 2010-11	
	Actuals	FTE	Actuals	FTE	Appropriated	FTE	Estimate	FTE	Request	FTE
(Special Bill Short Title)										
Total Funds	\$0	0.0	\$0	0.0	\$0	0.0	\$0	0.0		N/A
General Fund	\$0		\$0		\$0		\$0			N/A
General Fund Exempt	\$0		\$0		\$0		\$0			N/A
Cash Funds	\$0		\$0		\$0		\$0			N/A
Cash Funds Exempt / Reappropriated Funds	\$0		\$0		\$0		\$0			N/A
Federal Funds	\$0		\$0		\$0		\$0			N/A

**Total Appropriation**

<b>Total Funds</b>	<b>\$666,851</b>	<b>10.0</b>	<b>\$713,086</b>	<b>12.5</b>	<b>\$781,790</b>	<b>15.5</b>	<b>\$781,790</b>	<b>15.5</b>	<b>\$781,790</b>	<b>15.5</b>
General Fund	\$0		\$0		\$0		\$0		\$0	
General Fund Exempt	\$0		\$0		\$0		\$0		\$0	
Cash Funds	\$666,851		\$713,086		\$781,790		\$781,790		\$781,790	
Cash Funds Exempt / Reappropriated Funds	\$0		\$0		\$0		\$0		\$0	
Federal Funds	\$0		\$0		\$0		\$0		\$0	

**Year-End Transfers**

Total Funds	\$0		\$0		N/A		N/A		N/A	
General Fund	\$0		\$0		N/A		N/A		N/A	
General Fund Exempt	\$0		\$0		N/A		N/A		N/A	
Cash Funds	\$0		\$0		N/A		N/A		N/A	
Cash Funds Exempt / Reappropriated Funds	\$0		\$0		N/A		N/A		N/A	
Federal Funds	\$0		\$0		N/A		N/A		N/A	

**POTS Expenditures / Allocation**

Total Funds	\$24,024		\$31,253		N/A		\$0		N/A	
General Fund	\$0		\$0		N/A		\$0		N/A	
General Fund Exempt	\$0		\$0		N/A		\$0		N/A	
Cash Funds	\$24,024		\$31,253		N/A		\$0		N/A	
Cash Funds Exempt / Reappropriated Funds	\$0		\$0		N/A		\$0		N/A	
Federal Funds	\$0		\$0		N/A		\$0		N/A	



Colorado Department of Treasury  
 FY 2010-11 Budget Cycle  
 Schedule 3

**(2) UNCLAIMED PROPERTY PROGRAM; Personal Services**

	FY 2007-08		FY 2008-09		FY 2009-10		FY 2009-10		FY 2010-11	
	Actuals	FTE	Actuals	FTE	Appropriated	FTE	Estimate	FTE	Request	FTE

Roll-Forward

Total Funds	\$0		\$0		N/A		N/A		N/A	
General Fund	\$0		\$0		N/A		N/A		N/A	
General Fund Exempt	\$0		\$0		N/A		N/A		N/A	
Cash Funds	\$0		\$0		N/A		N/A		N/A	
Cash Funds Exempt / Reappropriated Funds	\$0		\$0		N/A		N/A		N/A	
Federal Funds	\$0		\$0		N/A		N/A		N/A	

1331 Supplemental #1 (Short Title)

Total Funds	N/A	N/A	N/A	N/A	N/A	N/A	\$0	0.0	N/A	N/A
General Fund	N/A		N/A		N/A		\$0		N/A	
General Fund Exempt	N/A		N/A		N/A		\$0		N/A	
Cash Funds	N/A		N/A		N/A		\$0		N/A	
Cash Funds Exempt / Reappropriated Funds	N/A		N/A		N/A		\$0		N/A	
Federal Funds	N/A		N/A		N/A		\$0		N/A	

Request Year Base and Other Adjustments (see Reconciliation for details)

Total Funds	N/A	N/A	N/A	N/A	N/A	N/A	N/A	N/A	\$0	0.0
General Fund	N/A		N/A		N/A		N/A		\$0	
General Fund Exempt	N/A		N/A		N/A		N/A		\$0	
Cash Funds	N/A		N/A		N/A		N/A		\$0	
Cash Funds Exempt / Reappropriated Funds	N/A		N/A		N/A		N/A		\$0	
Federal Funds	N/A		N/A		N/A		N/A		\$0	

**Total Spending Authority / Request**

<b>Total Funds</b>	<b>\$690,875</b>	<b>10.0</b>	<b>\$744,339</b>	<b>12.5</b>	<b>\$781,790</b>	<b>15.5</b>	<b>\$781,790</b>	<b>15.5</b>	<b>\$781,790</b>	<b>15.5</b>
General Fund	\$0		\$0		\$0		\$0		\$0	
General Fund Exempt	\$0		\$0		\$0		\$0		\$0	
Cash Funds	\$690,875		\$744,339		\$781,790		\$781,790		\$781,790	
Cash Funds Exempt / Reappropriated Funds	\$0		\$0		\$0		\$0		\$0	
Federal Funds	\$0		\$0		\$0		\$0		\$0	

Colorado Department of Treasury  
 FY 2010-11 Budget Cycle  
 Schedule 3

**(2) UNCLAIMED PROPERTY PROGRAM; Personal Services**

	FY 2007-08		FY 2008-09		FY 2009-10		FY 2009-10		FY 2010-11	
	Actuals	FTE	Actuals	FTE	Appropriated	FTE	Estimate	FTE	Request	FTE
<b>Expenditures</b>										
Total Funds	\$667,392	9.0	\$723,411	9.2	N/A	N/A	N/A	N/A	N/A	N/A
General Fund	\$0		\$0		N/A		N/A		N/A	
General Fund Exempt	\$0		\$0		N/A		N/A		N/A	
Cash Funds	\$667,392		\$723,411		N/A		N/A		N/A	
Cash Funds Exempt / Reappropriated Funds	\$0		\$0		N/A		N/A		N/A	
Federal Funds	\$0		\$0		N/A		N/A		N/A	
<b>Under/(Over) Expenditures</b>										
Total Funds	\$23,483	1.0	\$20,928	3.3	N/A	N/A	N/A	N/A	N/A	N/A
General Fund	\$0		\$0		N/A		N/A		N/A	
General Fund Exempt	\$0		\$0		N/A		N/A		N/A	
Cash Funds	\$23,483		\$20,928		N/A		N/A		N/A	
Cash Funds Exempt / Reappropriated Funds	\$0		\$0		N/A		N/A		N/A	
Federal Funds	\$0		\$0		N/A		N/A		N/A	

Colorado Department of Treasury  
 FY 2010-11 Budget Cycle  
 Schedule 3

**(2) UNCLAIMED PROPERTY PROGRAM; Operating Expenses**

	FY 2007-08		FY 2008-09		FY 2009-10		FY 2009-10		FY 2010-11	
	Actuals	FTE	Actuals	FTE	Appropriated	FTE	Estimate	FTE	Request	FTE

SB 07-239, HB 08-1375, SB 09-259 Prior Year Appropriation (Long Bill)

Total Funds	\$116,417	0.0	\$120,611	0.0	\$124,226	0.0	\$124,226	0.0	\$124,226	0.0
General Fund	\$0		\$0		\$0		\$0		\$0	
General Fund Exempt	\$0		\$0		\$0		\$0		\$0	
Cash Funds	\$116,417		\$120,611		\$124,226		\$124,226		\$124,226	
Cash Funds Exempt / Reappropriated Funds	\$0		\$0		\$0		\$0		\$0	
Federal Funds	\$0		\$0		\$0		\$0		\$0	

(Agency Supplemental Bill)

Total Funds	\$0	0.0	\$0	0.0	N/A	N/A	N/A	N/A	N/A	N/A
General Fund	\$0		\$0		N/A		N/A		N/A	
General Fund Exempt	\$0		\$0		N/A		N/A		N/A	
Cash Funds	\$0		\$0		N/A		N/A		N/A	
Cash Funds Exempt / Reappropriated Funds	\$0		\$0		\$0		\$0		N/A	
Federal Funds	\$0		\$0		N/A		N/A		N/A	

HB 08-1375, SB 09-259 (Long Bill Add-ons)

Total Funds	\$0	0.0	\$0	0.0	N/A	N/A	N/A	N/A	N/A	N/A
General Fund	\$0		\$0		N/A		N/A		N/A	
General Fund Exempt	\$0		\$0		N/A		N/A		N/A	
Cash Funds	\$0		\$0		N/A		N/A		N/A	
Cash Funds Exempt / Reappropriated Funds	\$0		\$0		\$0		\$0		N/A	
Federal Funds	\$0		\$0		N/A		N/A		N/A	

(Special Bill Short Title)

Total Funds	\$0	0.0	\$0	0.0	\$0	0.0	\$0	0.0	N/A	N/A
General Fund	\$0		\$0		\$0		\$0		N/A	
General Fund Exempt	\$0		\$0		\$0		\$0		N/A	
Cash Funds	\$0		\$0		\$0		\$0		N/A	
Cash Funds Exempt / Reappropriated Funds	\$0		\$0		\$0		\$0		N/A	
Federal Funds	\$0		\$0		\$0		\$0		N/A	

Colorado Department of Treasury  
FY 2010-11 Budget Cycle  
Schedule 3

**(2) UNCLAIMED PROPERTY PROGRAM; Operating Expenses**

(Special Bill Short Title)	FY 2007-08		FY 2008-09		FY 2009-10		FY 2009-10		FY 2010-11	
	Actuals	FTE	Actuals	FTE	Appropriated	FTE	Estimate	FTE	Request	FTE
Total Funds	\$0	0.0	\$0	0.0	\$0	0.0	\$0	0.0	N/A	N/A
General Fund	\$0		\$0		\$0		\$0		N/A	
General Fund Exempt	\$0		\$0		\$0		\$0		N/A	
Cash Funds	\$0		\$0		\$0		\$0		N/A	
Cash Funds Exempt / Reappropriated Funds	\$0		\$0		\$0		\$0		N/A	
Federal Funds	\$0		\$0		\$0		\$0		N/A	

**Total Appropriation**

<b>Total Funds</b>	<b>\$116,417</b>	<b>0.0</b>	<b>\$120,611</b>	<b>0.0</b>	<b>\$124,226</b>	<b>0.0</b>	<b>\$124,226</b>	<b>0.0</b>	<b>\$124,226</b>	<b>0.0</b>
<b>General Fund</b>	<b>\$0</b>		<b>\$0</b>		<b>\$0</b>		<b>\$0</b>		<b>\$0</b>	
<b>General Fund Exempt</b>	<b>\$0</b>		<b>\$0</b>		<b>\$0</b>		<b>\$0</b>		<b>\$0</b>	
<b>Cash Funds</b>	<b>\$116,417</b>		<b>\$120,611</b>		<b>\$124,226</b>		<b>\$124,226</b>		<b>\$124,226</b>	
<b>Cash Funds Exempt / Reappropriated Funds</b>	<b>\$0</b>		<b>\$0</b>		<b>\$0</b>		<b>\$0</b>		<b>\$0</b>	
<b>Federal Funds</b>	<b>\$0</b>		<b>\$0</b>		<b>\$0</b>		<b>\$0</b>		<b>\$0</b>	

**Year-End Transfers**

Total Funds	\$0		\$0		N/A		N/A		N/A	
General Fund	\$0		\$0		N/A		N/A		N/A	
General Fund Exempt	\$0		\$0		N/A		N/A		N/A	
Cash Funds	\$0		\$0		N/A		N/A		N/A	
Cash Funds Exempt / Reappropriated Funds	\$0		\$0		N/A		N/A		N/A	
Federal Funds	\$0		\$0		N/A		N/A		N/A	

**POTS Expenditures / Allocation**

Total Funds	\$0		\$0		N/A		\$0		N/A	
General Fund	\$0		\$0		N/A		\$0		N/A	
General Fund Exempt	\$0		\$0		N/A		\$0		N/A	
Cash Funds	\$0		\$0		N/A		\$0		N/A	
Cash Funds Exempt / Reappropriated Funds	\$0		\$0		N/A		\$0		N/A	
Federal Funds	\$0		\$0		N/A		\$0		N/A	

Colorado Department of Treasury  
 FY 2010-11 Budget Cycle  
 Schedule 3

**(2) UNCLAIMED PROPERTY PROGRAM; Operating Expenses**

	FY 2007-08		FY 2008-09		FY 2009-10		FY 2009-10		FY 2010-11	
	Actuals	FTE	Actuals	FTE	Appropriated	FTE	Estimate	FTE	Request	FTE
Roll-Forward										
Total Funds	\$0		\$0		N/A		N/A		N/A	
General Fund	\$0		\$0		N/A		N/A		N/A	
General Fund Exempt	\$0		\$0		N/A		N/A		N/A	
Cash Funds	\$0		\$0		N/A		N/A		N/A	
Cash Funds Exempt / Reappropriated Funds	\$0		\$0		N/A		N/A		N/A	
Federal Funds	\$0		\$0		N/A		N/A		N/A	
1331 Supplemental #1 (Short Title)										
Total Funds	N/A	N/A	N/A	N/A	N/A	N/A	\$0	0.0	N/A	N/A
General Fund	N/A		N/A		N/A		\$0		N/A	
General Fund Exempt	N/A		N/A		N/A		\$0		N/A	
Cash Funds	N/A		N/A		N/A		\$0		N/A	
Cash Funds Exempt / Reappropriated Funds	N/A		N/A		N/A		\$0		N/A	
Federal Funds	N/A		N/A		N/A		\$0		N/A	
Request Year Base and Other Adjustments (see Reconciliation for details)										
Total Funds	N/A	N/A	N/A	N/A	N/A	N/A	N/A	N/A	\$0	0.0
General Fund	N/A		N/A		N/A		N/A		\$0	
General Fund Exempt	N/A		N/A		N/A		N/A		\$0	
Cash Funds	N/A		N/A		N/A		N/A		\$0	
Cash Funds Exempt / Reappropriated Funds	N/A		N/A		N/A		N/A		\$0	
Federal Funds	N/A		N/A		N/A		N/A		\$0	
<b>Total Spending Authority / Request</b>										
Total Funds	\$116,417	0.0	\$120,611	0.0	\$124,226	0.0	\$124,226	0.0	\$124,226	0.0
General Fund	\$0		\$0		\$0		\$0		\$0	
General Fund Exempt	\$0		\$0		\$0		\$0		\$0	
Cash Funds	\$116,417		\$120,611		\$124,226		\$124,226		\$124,226	
Cash Funds Exempt / Reappropriated Funds	\$0		\$0		\$0		\$0		\$0	
Federal Funds	\$0		\$0		\$0		\$0		\$0	

Colorado Department of Treasury  
 FY 2010-11 Budget Cycle  
 Schedule 3

**(2) UNCLAIMED PROPERTY PROGRAM; Operating Expenses**

	FY 2007-08		FY 2008-09		FY 2009-10		FY 2009-10		FY 2010-11	
	Actuals	FTE	Actuals	FTE	Appropriated	FTE	Estimate	FTE	Request	FTE
<b>Expenditures</b>										
Total Funds	\$91,351	0.0	\$116,152	0.0	N/A	N/A	N/A	N/A	N/A	N/A
General Fund	\$0		\$0		N/A		N/A		N/A	
General Fund Exempt	\$0		\$0		N/A		N/A		N/A	
Cash Funds	\$91,351		\$116,152		N/A		N/A		N/A	
Cash Funds Exempt / Reappropriated Funds	\$0		\$0		N/A		N/A		N/A	
Federal Funds	\$0		\$0		N/A		N/A		N/A	
<b>Under/(Over) Expenditures</b>										
Total Funds	\$25,066	0.0	\$4,459	0.0	N/A	N/A	N/A	N/A	N/A	N/A
General Fund	\$0		\$0		N/A		N/A		N/A	
General Fund Exempt	\$0		\$0		N/A		N/A		N/A	
Cash Funds	\$25,066		\$4,459		N/A		N/A		N/A	
Cash Funds Exempt / Reappropriated Funds	\$0		\$0		N/A		N/A		N/A	
Federal Funds	\$0		\$0		N/A		N/A		N/A	

Colorado Department of Treasury  
 FY 2010-11 Budget Cycle  
 Schedule 3

**(2) UNCLAIMED PROPERTY PROGRAM; Promotion and Correspondence**

	FY 2007-08		FY 2008-09		FY 2009-10		FY 2009-10		FY 2010-11	
	Actuals	FTE	Actuals	FTE	Appropriated	FTE	Estimate	FTE	Request	FTE

SB 07-239, HB 08-1375, SB 09-259 Prior Year Appropriation (Long Bill)

Total Funds	\$150,296	0.0	\$150,296	0.0	\$200,000	0.0	\$200,000	0.0	\$200,000	0.0
General Fund	\$0		\$0		\$0		\$0		\$0	
General Fund Exempt	\$0		\$0		\$0		\$0		\$0	
Cash Funds	\$150,296		\$150,296		\$200,000		\$200,000		\$200,000	
Cash Funds Exempt / Reappropriated Funds	\$0		\$0		\$0		\$0		\$0	
Federal Funds	\$0		\$0		\$0		\$0		\$0	

(Agency Supplemental Bill)

Total Funds	\$0	0.0	\$0	0.0	N/A	N/A	N/A	N/A	N/A	N/A
General Fund	\$0		\$0		N/A		N/A		N/A	
General Fund Exempt	\$0		\$0		N/A		N/A		N/A	
Cash Funds	\$0		\$0		N/A		N/A		N/A	
Cash Funds Exempt / Reappropriated Funds	\$0		\$0		\$0		\$0		N/A	
Federal Funds	\$0		\$0		N/A		N/A		N/A	

HB 08-1375, SB 09-259 (Long Bill Add-ons)

Total Funds	\$0	0.0	\$0	0.0	N/A	N/A	N/A	N/A	N/A	N/A
General Fund	\$0		\$0		N/A		N/A		N/A	
General Fund Exempt	\$0		\$0		N/A		N/A		N/A	
Cash Funds	\$0		\$0		N/A		N/A		N/A	
Cash Funds Exempt / Reappropriated Funds	\$0		\$0		\$0		\$0		N/A	
Federal Funds	\$0		\$0		N/A		N/A		N/A	

(Special Bill Short Title)

Total Funds	\$0	0.0	\$0	0.0	\$0	0.0	\$0	0.0	N/A	N/A
General Fund	\$0		\$0		\$0		\$0		N/A	
General Fund Exempt	\$0		\$0		\$0		\$0		N/A	
Cash Funds	\$0		\$0		\$0		\$0		N/A	
Cash Funds Exempt / Reappropriated Funds	\$0		\$0		\$0		\$0		N/A	
Federal Funds	\$0		\$0		\$0		\$0		N/A	

Colorado Department of Treasury  
 FY 2010-11 Budget Cycle  
 Schedule 3

**(2) UNCLAIMED PROPERTY PROGRAM; Promotion and Correspondence**

	FY 2007-08		FY 2008-09		FY 2009-10		FY 2009-10		FY 2010-11	
	Actuals	FTE	Actuals	FTE	Appropriated	FTE	Estimate	FTE	Request	FTE
(Special Bill Short Title)										
Total Funds	\$0	0.0	\$0	0.0	\$0	0.0	\$0	0.0	N/A	N/A
General Fund	\$0		\$0		\$0		\$0		N/A	
General Fund Exempt	\$0		\$0		\$0		\$0		N/A	
Cash Funds	\$0		\$0		\$0		\$0		N/A	
Cash Funds Exempt / Reappropriated Funds	\$0		\$0		\$0		\$0		N/A	
Federal Funds	\$0		\$0		\$0		\$0		N/A	

**Total Appropriation**

<b>Total Funds</b>	<b>\$150,296</b>	<b>0.0</b>	<b>\$150,296</b>	<b>0.0</b>	<b>\$200,000</b>	<b>0.0</b>	<b>\$200,000</b>	<b>0.0</b>	<b>\$200,000</b>	<b>0.0</b>
General Fund	\$0		\$0		\$0		\$0		\$0	
General Fund Exempt	\$0		\$0		\$0		\$0		\$0	
Cash Funds	\$150,296		\$150,296		\$200,000		\$200,000		\$200,000	
Cash Funds Exempt / Reappropriated Funds	\$0		\$0		\$0		\$0		\$0	
Federal Funds	\$0		\$0		\$0		\$0		\$0	

**Year-End Transfers**

Total Funds	\$0		\$0		N/A		N/A		N/A	
General Fund	\$0		\$0		N/A		N/A		N/A	
General Fund Exempt	\$0		\$0		N/A		N/A		N/A	
Cash Funds	\$0		\$0		N/A		N/A		N/A	
Cash Funds Exempt / Reappropriated Funds	\$0		\$0		N/A		N/A		N/A	
Federal Funds	\$0		\$0		N/A		N/A		N/A	

**POTS Expenditures / Allocation**

Total Funds	\$0		\$0		N/A		\$0		N/A	
General Fund	\$0		\$0		N/A		\$0		N/A	
General Fund Exempt	\$0		\$0		N/A		\$0		N/A	
Cash Funds	\$0		\$0		N/A		\$0		N/A	
Cash Funds Exempt / Reappropriated Funds	\$0		\$0		N/A		\$0		N/A	
Federal Funds	\$0		\$0		N/A		\$0		N/A	



Colorado Department of Treasury  
 FY 2010-11 Budget Cycle  
 Schedule 3

**(2) UNCLAIMED PROPERTY PROGRAM; Promotion and Correspondence**

	FY 2007-08		FY 2008-09		FY 2009-10		FY 2009-10		FY 2010-11	
	Actuals	FTE	Actuals	FTE	Appropriated	FTE	Estimate	FTE	Request	FTE
Roll-Forward										
Total Funds	\$0		\$0		N/A		N/A		N/A	
General Fund	\$0		\$0		N/A		N/A		N/A	
General Fund Exempt	\$0		\$0		N/A		N/A		N/A	
Cash Funds	\$0		\$0		N/A		N/A		N/A	
Cash Funds Exempt / Reappropriated Funds	\$0		\$0		N/A		N/A		N/A	
Federal Funds	\$0		\$0		N/A		N/A		N/A	
1331 Supplemental #1 (Short Title)										
Total Funds	N/A	N/A	N/A	N/A	N/A	N/A	\$0	0.0	N/A	N/A
General Fund	N/A		N/A		N/A		\$0		N/A	
General Fund Exempt	N/A		N/A		N/A		\$0		N/A	
Cash Funds	N/A		N/A		N/A		\$0		N/A	
Cash Funds Exempt / Reappropriated Funds	N/A		N/A		N/A		\$0		N/A	
Federal Funds	N/A		N/A		N/A		\$0		N/A	
Request Year Base and Other Adjustments (see Reconciliation for details)										
Total Funds	N/A	N/A	N/A	N/A	N/A	N/A	N/A	N/A	\$0	0.0
General Fund	N/A		N/A		N/A		N/A		\$0	
General Fund Exempt	N/A		N/A		N/A		N/A		\$0	
Cash Funds	N/A		N/A		N/A		N/A		\$0	
Cash Funds Exempt / Reappropriated Funds	N/A		N/A		N/A		N/A		\$0	
Federal Funds	N/A		N/A		N/A		N/A		\$0	
<b>Total Spending Authority / Request</b>										
Total Funds	\$150,296	0.0	\$150,296	0.0	\$200,000	0.0	\$200,000	0.0	\$200,000	0.0
General Fund	\$0		\$0		\$0		\$0		\$0	
General Fund Exempt	\$0		\$0		\$0		\$0		\$0	
Cash Funds	\$150,296		\$150,296		\$200,000		\$200,000		\$200,000	
Cash Funds Exempt / Reappropriated Funds	\$0		\$0		\$0		\$0		\$0	
Federal Funds	\$0		\$0		\$0		\$0		\$0	

Colorado Department of Treasury  
 FY 2010-11 Budget Cycle  
 Schedule 3

**(2) UNCLAIMED PROPERTY PROGRAM; Promotion and Correspondence**

	FY 2007-08		FY 2008-09		FY 2009-10		FY 2009-10		FY 2010-11	
	Actuals	FTE	Actuals	FTE	Appropriated	FTE	Estimate	FTE	Request	FTE
<b>Expenditures</b>										
Total Funds	\$136,274	0.0	\$150,010	0.0	N/A	N/A	N/A	N/A	N/A	N/A
General Fund	\$0		\$0		N/A		N/A		N/A	
General Fund Exempt	\$0		\$0		N/A		N/A		N/A	
Cash Funds	\$136,274		\$150,010		N/A		N/A		N/A	
Cash Funds Exempt / Reappropriated Funds	\$0		\$0		N/A		N/A		N/A	
Federal Funds	\$0		\$0		N/A		N/A		N/A	
<b>Under/(Over) Expenditures</b>										
Total Funds	\$14,022	0.0	\$286	0.0	N/A	N/A	N/A	N/A	N/A	N/A
General Fund	\$0		\$0		N/A		N/A		N/A	
General Fund Exempt	\$0		\$0		N/A		N/A		N/A	
Cash Funds	\$14,022		\$286		N/A		N/A		N/A	
Cash Funds Exempt / Reappropriated Funds	\$0		\$0		N/A		N/A		N/A	
Federal Funds	\$0		\$0		N/A		N/A		N/A	

Colorado Department of Treasury  
 FY 2010-11 Budget Cycle  
 Schedule 3

**(2) UNCLAIMED PROPERTY PROGRAM; Leased Space**

	FY 2007-08		FY 2008-09		FY 2009-10		FY 2009-10		FY 2010-11	
	Actuals	FTE	Actuals	FTE	Appropriated	FTE	Estimate	FTE	Request	FTE

SB 07-239, HB 08-1375, SB 09-259 Prior Year Appropriation (Long Bill)

Total Funds	\$46,791	0.0	\$48,524	0.0	\$50,257	0.0	\$50,257	0.0	\$51,990	0.0
General Fund	\$0		\$0		\$0		\$0		\$0	
General Fund Exempt	\$0		\$0		\$0		\$0		\$0	
Cash Funds	\$46,791		\$48,524		\$50,257		\$50,257		\$51,990	
Cash Funds Exempt / Reappropriated Funds	\$0		\$0		\$0		\$0		\$0	
Federal Funds	\$0		\$0		\$0		\$0		\$0	

(Agency Supplemental Bill)

Total Funds	\$0	0.0	\$0	0.0	N/A	N/A	N/A	N/A	N/A	N/A
General Fund	\$0		\$0		N/A		N/A		N/A	
General Fund Exempt	\$0		\$0		N/A		N/A		N/A	
Cash Funds	\$0		\$0		N/A		N/A		N/A	
Cash Funds Exempt / Reappropriated Funds	\$0		\$0		\$0		\$0		N/A	
Federal Funds	\$0		\$0		N/A		N/A		N/A	

HB 08-1375, SB 09-259 (Long Bill Add-ons)

Total Funds	\$0	0.0	\$0	0.0	N/A	N/A	N/A	N/A	N/A	N/A
General Fund	\$0		\$0		N/A		N/A		N/A	
General Fund Exempt	\$0		\$0		N/A		N/A		N/A	
Cash Funds	\$0		\$0		N/A		N/A		N/A	
Cash Funds Exempt / Reappropriated Funds	\$0		\$0		\$0		\$0		N/A	
Federal Funds	\$0		\$0		N/A		N/A		N/A	

(Special Bill Short Title)

Total Funds	\$0	0.0	\$0	0.0	\$0	0.0	\$0	0.0	N/A	N/A
General Fund	\$0		\$0		\$0		\$0		N/A	
General Fund Exempt	\$0		\$0		\$0		\$0		N/A	
Cash Funds	\$0		\$0		\$0		\$0		N/A	
Cash Funds Exempt / Reappropriated Funds	\$0		\$0		\$0		\$0		N/A	
Federal Funds	\$0		\$0		\$0		\$0		N/A	

Colorado Department of Treasury  
 FY 2010-11 Budget Cycle  
 Schedule 3

**(2) UNCLAIMED PROPERTY PROGRAM; Leased Space**

	FY 2007-08		FY 2008-09		FY 2009-10		FY 2009-10		FY 2010-11	
	Actuals	FTE	Actuals	FTE	Appropriated	FTE	Estimate	FTE	Request	FTE
(Special Bill Short Title)										
Total Funds	\$0	0.0	\$0	0.0	\$0	0.0	\$0	0.0	N/A	N/A
General Fund	\$0		\$0		\$0		\$0		N/A	
General Fund Exempt	\$0		\$0		\$0		\$0		N/A	
Cash Funds	\$0		\$0		\$0		\$0		N/A	
Cash Funds Exempt / Reappropriated Funds	\$0		\$0		\$0		\$0		N/A	
Federal Funds	\$0		\$0		\$0		\$0		N/A	

**Total Appropriation**

<b>Total Funds</b>	<b>\$46,791</b>	<b>0.0</b>	<b>\$48,524</b>	<b>0.0</b>	<b>\$50,257</b>	<b>0.0</b>	<b>\$50,257</b>	<b>0.0</b>	<b>\$51,990</b>	<b>0.0</b>
General Fund	\$0		\$0		\$0		\$0		\$0	
General Fund Exempt	\$0		\$0		\$0		\$0		\$0	
Cash Funds	\$46,791		\$48,524		\$50,257		\$50,257		\$51,990	
Cash Funds Exempt / Reappropriated Funds	\$0		\$0		\$0		\$0		\$0	
Federal Funds	\$0		\$0		\$0		\$0		\$0	

**Year-End Transfers**

Total Funds	\$0		\$0		N/A		N/A		N/A	
General Fund	\$0		\$0		N/A		N/A		N/A	
General Fund Exempt	\$0		\$0		N/A		N/A		N/A	
Cash Funds	\$0		\$0		N/A		N/A		N/A	
Cash Funds Exempt / Reappropriated Funds	\$0		\$0		N/A		N/A		N/A	
Federal Funds	\$0		\$0		N/A		N/A		N/A	

**POTS Expenditures / Allocation**

Total Funds	\$0		\$0		N/A		\$0		N/A	
General Fund	\$0		\$0		N/A		\$0		N/A	
General Fund Exempt	\$0		\$0		N/A		\$0		N/A	
Cash Funds	\$0		\$0		N/A		\$0		N/A	
Cash Funds Exempt / Reappropriated Funds	\$0		\$0		N/A		\$0		N/A	
Federal Funds	\$0		\$0		N/A		\$0		N/A	

Colorado Department of Treasury  
 FY 2010-11 Budget Cycle  
 Schedule 3

**(2) UNCLAIMED PROPERTY PROGRAM; Leased Space**

	FY 2007-08		FY 2008-09		FY 2009-10		FY 2009-10		FY 2010-11	
	Actuals	FTE	Actuals	FTE	Appropriated	FTE	Estimate	FTE	Request	FTE

Roll-Forward

Total Funds	\$0		\$0		N/A		N/A		N/A	
General Fund	\$0		\$0		N/A		N/A		N/A	
General Fund Exempt	\$0		\$0		N/A		N/A		N/A	
Cash Funds	\$0		\$0		N/A		N/A		N/A	
Cash Funds Exempt / Reappropriated Funds	\$0		\$0		N/A		N/A		N/A	
Federal Funds	\$0		\$0		N/A		N/A		N/A	

1331 Supplemental #1 (Short Title)

Total Funds	N/A	N/A	N/A	N/A	N/A	N/A	\$0	0.0	N/A	N/A
General Fund	N/A		N/A		N/A		\$0		N/A	
General Fund Exempt	N/A		N/A		N/A		\$0		N/A	
Cash Funds	N/A		N/A		N/A		\$0		N/A	
Cash Funds Exempt / Reappropriated Funds	N/A		N/A		N/A		\$0		N/A	
Federal Funds	N/A		N/A		N/A		\$0		N/A	

Request Year Base and Other Adjustments (see Reconciliation for details)

Total Funds	N/A	N/A	N/A	N/A	N/A	N/A	N/A	N/A	\$0	0.0
General Fund	N/A		N/A		N/A		N/A		\$0	
General Fund Exempt	N/A		N/A		N/A		N/A		\$0	
Cash Funds	N/A		N/A		N/A		N/A		\$0	
Cash Funds Exempt / Reappropriated Funds	N/A		N/A		N/A		N/A		\$0	
Federal Funds	N/A		N/A		N/A		N/A		\$0	

**Total Spending Authority / Request**

<b>Total Funds</b>	<b>\$46,791</b>	<b>0.0</b>	<b>\$48,524</b>	<b>0.0</b>	<b>\$50,257</b>	<b>0.0</b>	<b>\$50,257</b>	<b>0.0</b>	<b>\$51,990</b>	<b>0.0</b>
General Fund	\$0		\$0		\$0		\$0		\$0	
General Fund Exempt	\$0		\$0		\$0		\$0		\$0	
Cash Funds	\$46,791		\$48,524		\$50,257		\$50,257		\$51,990	
Cash Funds Exempt / Reappropriated Funds	\$0		\$0		\$0		\$0		\$0	
Federal Funds	\$0		\$0		\$0		\$0		\$0	

Colorado Department of Treasury  
 FY 2010-11 Budget Cycle  
 Schedule 3

**(2) UNCLAIMED PROPERTY PROGRAM; Leased Space**

	FY 2007-08		FY 2008-09		FY 2009-10		FY 2009-10		FY 2010-11	
	Actuals	FTE	Actuals	FTE	Appropriated	FTE	Estimate	FTE	Request	FTE
<b>Expenditures</b>										
Total Funds	\$46,103	0.0	\$45,534	0.0	N/A	N/A	N/A	N/A	N/A	N/A
General Fund	\$0		\$0		N/A		N/A		N/A	
General Fund Exempt	\$0		\$0		N/A		N/A		N/A	
Cash Funds	\$46,103		\$45,534		N/A		N/A		N/A	
Cash Funds Exempt / Reappropriated Funds	\$0		\$0		N/A		N/A		N/A	
Federal Funds	\$0		\$0		N/A		N/A		N/A	
<b>Under/(Over) Expenditures</b>										
Total Funds	\$688	0.0	\$2,990	0.0	N/A	N/A	N/A	N/A	N/A	N/A
General Fund	\$0		\$0		N/A		N/A		N/A	
General Fund Exempt	\$0		\$0		N/A		N/A		N/A	
Cash Funds	\$688		\$2,990		N/A		N/A		N/A	
Cash Funds Exempt / Reappropriated Funds	\$0		\$0		N/A		N/A		N/A	
Federal Funds	\$0		\$0		N/A		N/A		N/A	

Colorado Department of Treasury  
FY 2010-11 Budget Cycle  
Schedule 3

**(2) UNCLAIMED PROPERTY PROGRAM; Contract Auditor Services**

	FY 2007-08		FY 2008-09		FY 2009-10		FY 2009-10		FY 2010-11	
	Actuals	FTE	Actuals	FTE	Appropriated	FTE	Estimate	FTE	Request	FTE

SB 07-239, HB 08-1375, SB 09-259 Prior Year Appropriation (Long Bill)

Total Funds	\$800,000	0.0	\$800,000	0.0	\$800,000	0.0	\$800,000	0.0	\$800,000	0.0
General Fund	\$0		\$0		\$0		\$0		\$0	
General Fund Exempt	\$0		\$0		\$0		\$0		\$0	
Cash Funds	\$800,000		\$800,000		\$800,000		\$800,000		\$800,000	
Cash Funds Exempt / Reappropriated Funds	\$0		\$0		\$0		\$0		\$0	
Federal Funds	\$0		\$0		\$0		\$0		\$0	

\_\_\_\_ (Agency Supplemental Bill)

Total Funds	\$0	0.0	\$0	0.0	N/A	N/A	N/A	N/A	N/A	N/A
General Fund	\$0		\$0		N/A		N/A		N/A	
General Fund Exempt	\$0		\$0		N/A		N/A		N/A	
Cash Funds	\$0		\$0		N/A		N/A		N/A	
Cash Funds Exempt / Reappropriated Funds	\$0		\$0		\$0		\$0		N/A	
Federal Funds	\$0		\$0		N/A		N/A		N/A	

HB 08-1375, SB 09-259 (Long Bill Add-ons)

Total Funds	\$0	0.0	\$0	0.0	N/A	N/A	N/A	N/A	N/A	N/A
General Fund	\$0		\$0		N/A		N/A		N/A	
General Fund Exempt	\$0		\$0		N/A		N/A		N/A	
Cash Funds	\$0		\$0		N/A		N/A		N/A	
Cash Funds Exempt / Reappropriated Funds	\$0		\$0		\$0		\$0		N/A	
Federal Funds	\$0		\$0		N/A		N/A		N/A	

\_\_\_\_ (Special Bill Short Title)

Total Funds	\$0	0.0	\$0	0.0	\$0	0.0	\$0	0.0	N/A	N/A
General Fund	\$0		\$0		\$0		\$0		N/A	
General Fund Exempt	\$0		\$0		\$0		\$0		N/A	
Cash Funds	\$0		\$0		\$0		\$0		N/A	
Cash Funds Exempt / Reappropriated Funds	\$0		\$0		\$0		\$0		N/A	
Federal Funds	\$0		\$0		\$0		\$0		N/A	

Colorado Department of Treasury  
 FY 2010-11 Budget Cycle  
 Schedule 3

**(2) UNCLAIMED PROPERTY PROGRAM; Contract Auditor Services**

	FY 2007-08		FY 2008-09		FY 2009-10		FY 2009-10		FY 2010-11	
	Actuals	FTE	Actuals	FTE	Appropriated	FTE	Estimate	FTE	Request	FTE
(Special Bill Short Title)										
Total Funds	\$0	0.0	\$0	0.0	\$0	0.0	\$0	0.0		N/A
General Fund	\$0		\$0		\$0		\$0			N/A
General Fund Exempt	\$0		\$0		\$0		\$0			N/A
Cash Funds	\$0		\$0		\$0		\$0			N/A
Cash Funds Exempt / Reappropriated Funds	\$0		\$0		\$0		\$0			N/A
Federal Funds	\$0		\$0		\$0		\$0			N/A

**Total Appropriation**

<b>Total Funds</b>	<b>\$800,000</b>	<b>0.0</b>	<b>\$800,000</b>	<b>0.0</b>	<b>\$800,000</b>	<b>0.0</b>	<b>\$800,000</b>	<b>0.0</b>	<b>\$800,000</b>	<b>0.0</b>
General Fund	\$0		\$0		\$0		\$0		\$0	
General Fund Exempt	\$0		\$0		\$0		\$0		\$0	
Cash Funds	\$800,000		\$800,000		\$800,000		\$800,000		\$800,000	
Cash Funds Exempt / Reappropriated Funds	\$0		\$0		\$0		\$0		\$0	
Federal Funds	\$0		\$0		\$0		\$0		\$0	

**Year-End Transfers**

Total Funds	\$0		\$0		N/A		N/A		N/A	
General Fund	\$0		\$0		N/A		N/A		N/A	
General Fund Exempt	\$0		\$0		N/A		N/A		N/A	
Cash Funds	\$0		\$0		N/A		N/A		N/A	
Cash Funds Exempt / Reappropriated Funds	\$0		\$0		N/A		N/A		N/A	
Federal Funds	\$0		\$0		N/A		N/A		N/A	

**POTS Expenditures / Allocation**

Total Funds	\$0		\$0		N/A		\$0		N/A	
General Fund	\$0		\$0		N/A		\$0		N/A	
General Fund Exempt	\$0		\$0		N/A		\$0		N/A	
Cash Funds	\$0		\$0		N/A		\$0		N/A	
Cash Funds Exempt / Reappropriated Funds	\$0		\$0		N/A		\$0		N/A	
Federal Funds	\$0		\$0		N/A		\$0		N/A	



Colorado Department of Treasury  
FY 2010-11 Budget Cycle  
Schedule 3

**(2) UNCLAIMED PROPERTY PROGRAM; Contract Auditor Services**

	FY 2007-08		FY 2008-09		FY 2009-10		FY 2009-10		FY 2010-11	
	Actuals	FTE	Actuals	FTE	Appropriated	FTE	Estimate	FTE	Request	FTE

Roll-Forward

Total Funds	\$0		\$0		N/A		N/A		N/A	
General Fund	\$0		\$0		N/A		N/A		N/A	
General Fund Exempt	\$0		\$0		N/A		N/A		N/A	
Cash Funds	\$0		\$0		N/A		N/A		N/A	
Cash Funds Exempt / Reappropriated Funds	\$0		\$0		N/A		N/A		N/A	
Federal Funds	\$0		\$0		N/A		N/A		N/A	

1331 Supplemental #1 (Short Title)

Total Funds	N/A	N/A	N/A	N/A	N/A	N/A	\$0	0.0	N/A	N/A
General Fund	N/A		N/A		N/A		\$0		N/A	
General Fund Exempt	N/A		N/A		N/A		\$0		N/A	
Cash Funds	N/A		N/A		N/A		\$0		N/A	
Cash Funds Exempt / Reappropriated Funds	N/A		N/A		N/A		\$0		N/A	
Federal Funds	N/A		N/A		N/A		\$0		N/A	

Request Year Base and Other Adjustments (see Reconciliation for details)

Total Funds	N/A	N/A	N/A	N/A	N/A	N/A	N/A	N/A	\$0	0.0
General Fund	N/A		N/A		N/A		N/A		\$0	
General Fund Exempt	N/A		N/A		N/A		N/A		\$0	
Cash Funds	N/A		N/A		N/A		N/A		\$0	
Cash Funds Exempt / Reappropriated Funds	N/A		N/A		N/A		N/A		\$0	
Federal Funds	N/A		N/A		N/A		N/A		\$0	

**Total Spending Authority / Request**

<b>Total Funds</b>	<b>\$800,000</b>	<b>0.0</b>	<b>\$800,000</b>	<b>0.0</b>	<b>\$800,000</b>	<b>0.0</b>	<b>\$800,000</b>	<b>0.0</b>	<b>\$800,000</b>	<b>0.0</b>
General Fund	\$0		\$0		\$0		\$0		\$0	
General Fund Exempt	\$0		\$0		\$0		\$0		\$0	
Cash Funds	\$800,000		\$800,000		\$800,000		\$800,000		\$800,000	
Cash Funds Exempt / Reappropriated Funds	\$0		\$0		\$0		\$0		\$0	
Federal Funds	\$0		\$0		\$0		\$0		\$0	

Colorado Department of Treasury  
 FY 2010-11 Budget Cycle  
 Schedule 3

**(2) UNCLAIMED PROPERTY PROGRAM; Contract Auditor Services**

	FY 2007-08		FY 2008-09		FY 2009-10		FY 2009-10		FY 2010-11	
	Actuals	FTE	Actuals	FTE	Appropriated	FTE	Estimate	FTE	Request	FTE
<b>Expenditures</b>										
Total Funds	\$800,000	0.0	\$671,736	0.0	N/A	N/A	N/A	N/A	N/A	N/A
General Fund	\$0		\$0		N/A		N/A		N/A	
General Fund Exempt	\$0		\$0		N/A		N/A		N/A	
Cash Funds	\$800,000		\$671,736		N/A		N/A		N/A	
Cash Funds Exempt / Reappropriated Funds	\$0		\$0		N/A		N/A		N/A	
Federal Funds	\$0		\$0		N/A		N/A		N/A	
<b>Under/(Over) Expenditures</b>										
Total Funds	\$0	0.0	\$128,264	0.0	N/A	N/A	N/A	N/A	N/A	N/A
General Fund	\$0		\$0		N/A		N/A		N/A	
General Fund Exempt	\$0		\$0		N/A		N/A		N/A	
Cash Funds	\$0		\$128,264		N/A		N/A		N/A	
Cash Funds Exempt / Reappropriated Funds	\$0		\$0		N/A		N/A		N/A	
Federal Funds	\$0		\$0		N/A		N/A		N/A	

Colorado Department of Treasury  
 FY 2010-11 Budget Cycle  
 Schedule 3

**(3) SPECIAL PURPOSE; Senior Citizen and Disabled Veteran Property Tax**

	FY 2007-08		FY 2008-09		FY 2009-10		FY 2009-10		FY 2010-11	
	Actuals	FTE	Actuals	FTE	Appropriated	FTE	Estimate	FTE	Request	FTE

SB 07-239, HB 08-1375, SB 09-259 Prior Year Appropriation (Long Bill)

Total Funds	\$78,600,000	0.0	\$86,200,000	0.0	\$91,400,000	0.0	\$91,400,000	0.0	\$96,600,000	0.0
General Fund	\$78,600,000		\$86,200,000		\$91,400,000		\$91,400,000		\$96,600,000	
General Fund Exempt	\$0		\$0		\$0		\$0		\$0	
Cash Funds	\$0		\$0		\$0		\$0		\$0	
Cash Funds Exempt / Reappropriated Funds	\$0		\$0		\$0		\$0		\$0	
Federal Funds	\$0		\$0		\$0		\$0		\$0	

(Agency Supplemental Bill)

Total Funds	\$0	0.0	\$0	0.0	N/A	N/A	N/A	N/A	N/A	N/A
General Fund	\$0		\$0		N/A		N/A		N/A	
General Fund Exempt	\$0		\$0		N/A		N/A		N/A	
Cash Funds	\$0		\$0		N/A		N/A		N/A	
Cash Funds Exempt / Reappropriated Funds	\$0		\$0		\$0		\$0		N/A	
Federal Funds	\$0		\$0		N/A		N/A		N/A	

HB 08-1375, SB 09-259 (Long Bill Add-ons)

Total Funds	\$0	0.0	\$0	0.0	N/A	N/A	N/A	N/A	N/A	N/A
General Fund	\$0		\$0		N/A		N/A		N/A	
General Fund Exempt	\$0		\$0		N/A		N/A		N/A	
Cash Funds	\$0		\$0		N/A		N/A		N/A	
Cash Funds Exempt / Reappropriated Funds	\$0		\$0		\$0		\$0		N/A	
Federal Funds	\$0		\$0		N/A		N/A		N/A	

SB 09-276 (Suspend Property Tax Exemptions for Qualifying Seniors)

Total Funds	\$0	0.0	\$0	0.0	(\$90,400,000)	0.0	(\$90,400,000)	0.0	N/A	N/A
General Fund	\$0		\$0		(\$90,400,000)		(\$90,400,000)		N/A	
General Fund Exempt	\$0		\$0		\$0		\$0		N/A	
Cash Funds	\$0		\$0		\$0		\$0		N/A	
Cash Funds Exempt / Reappropriated Funds	\$0		\$0		\$0		\$0		N/A	
Federal Funds	\$0		\$0		\$0		\$0		N/A	

Colorado Department of Treasury  
FY 2010-11 Budget Cycle  
Schedule 3

**(3) SPECIAL PURPOSE; Senior Citizen and Disabled Veteran Property Tax**

	FY 2007-08		FY 2008-09		FY 2009-10		FY 2009-10		FY 2010-11	
	Actuals	FTE	Actuals	FTE	Appropriated	FTE	Estimate	FTE	Request	FTE
(Special Bill Short Title)										
Total Funds	\$0	0.0	\$0	0.0	\$0	0.0	\$0	0.0	N/A	N/A
General Fund	\$0		\$0		\$0		\$0		N/A	
General Fund Exempt	\$0		\$0		\$0		\$0		N/A	
Cash Funds	\$0		\$0		\$0		\$0		N/A	
Cash Funds Exempt / Reappropriated Funds	\$0		\$0		\$0		\$0		N/A	
Federal Funds	\$0		\$0		\$0		\$0		N/A	

**Total Appropriation**

<b>Total Funds</b>	<b>\$78,600,000</b>	<b>0.0</b>	<b>\$86,200,000</b>	<b>0.0</b>	<b>\$1,000,000</b>	<b>0.0</b>	<b>\$1,000,000</b>	<b>0.0</b>	<b>\$96,600,000</b>	<b>0.0</b>
<b>General Fund</b>	<b>\$78,600,000</b>		<b>\$86,200,000</b>		<b>\$1,000,000</b>		<b>\$1,000,000</b>		<b>\$96,600,000</b>	
<b>General Fund Exempt</b>	<b>\$0</b>		<b>\$0</b>		<b>\$0</b>		<b>\$0</b>		<b>\$0</b>	
<b>Cash Funds</b>	<b>\$0</b>		<b>\$0</b>		<b>\$0</b>		<b>\$0</b>		<b>\$0</b>	
<b>Cash Funds Exempt / Reappropriated Funds</b>	<b>\$0</b>		<b>\$0</b>		<b>\$0</b>		<b>\$0</b>		<b>\$0</b>	
<b>Federal Funds</b>	<b>\$0</b>		<b>\$0</b>		<b>\$0</b>		<b>\$0</b>		<b>\$0</b>	

**Year-End Transfers**

Total Funds	\$1,244,548		\$0		N/A		N/A		N/A	
General Fund	\$1,244,548		\$0		N/A		N/A		N/A	
General Fund Exempt	\$0		\$0		N/A		N/A		N/A	
Cash Funds	\$0		\$0		N/A		N/A		N/A	
Cash Funds Exempt / Reappropriated Funds	\$0		\$0		N/A		N/A		N/A	
Federal Funds	\$0		\$0		N/A		N/A		N/A	

**POTS Expenditures / Allocation**

Total Funds	\$0		\$0		N/A		\$0		N/A	
General Fund	\$0		\$0		N/A		\$0		N/A	
General Fund Exempt	\$0		\$0		N/A		\$0		N/A	
Cash Funds	\$0		\$0		N/A		\$0		N/A	
Cash Funds Exempt / Reappropriated Funds	\$0		\$0		N/A		\$0		N/A	
Federal Funds	\$0		\$0		N/A		\$0		N/A	

Colorado Department of Treasury  
 FY 2010-11 Budget Cycle  
 Schedule 3

**(3) SPECIAL PURPOSE; Senior Citizen and Disabled Veteran Property Tax**

	FY 2007-08		FY 2008-09		FY 2009-10		FY 2009-10		FY 2010-11	
	Actuals	FTE	Actuals	FTE	Appropriated	FTE	Estimate	FTE	Request	FTE
Roll-Forward										
Total Funds	\$0		\$0		N/A		N/A		N/A	
General Fund	\$0		\$0		N/A		N/A		N/A	
General Fund Exempt	\$0		\$0		N/A		N/A		N/A	
Cash Funds	\$0		\$0		N/A		N/A		N/A	
Cash Funds Exempt / Reappropriated Funds	\$0		\$0		N/A		N/A		N/A	
Federal Funds	\$0		\$0		N/A		N/A		N/A	
1331 Supplemental #1 (Short Title)										
Total Funds	N/A	N/A	N/A	N/A	N/A	N/A	\$0	0.0	N/A	N/A
General Fund	N/A		N/A		N/A		\$0		N/A	
General Fund Exempt	N/A		N/A		N/A		\$0		N/A	
Cash Funds	N/A		N/A		N/A		\$0		N/A	
Cash Funds Exempt / Reappropriated Funds	N/A		N/A		N/A		\$0		N/A	
Federal Funds	N/A		N/A		N/A		\$0		N/A	
Request Year Base and Other Adjustments (see Reconciliation for details)										
Total Funds	N/A	N/A	N/A	N/A	N/A	N/A	N/A	N/A	\$0	0.0
General Fund	N/A		N/A		N/A		N/A		\$0	
General Fund Exempt	N/A		N/A		N/A		N/A		\$0	
Cash Funds	N/A		N/A		N/A		N/A		\$0	
Cash Funds Exempt / Reappropriated Funds	N/A		N/A		N/A		N/A		\$0	
Federal Funds	N/A		N/A		N/A		N/A		\$0	
<b>Total Spending Authority / Request</b>										
Total Funds	\$79,844,548	0.0	\$86,200,000	0.0	\$1,000,000	0.0	\$1,000,000	0.0	\$96,600,000	0.0
General Fund	\$79,844,548		\$86,200,000		\$1,000,000		\$1,000,000		\$96,600,000	
General Fund Exempt	\$0		\$0		\$0		\$0		\$0	
Cash Funds	\$0		\$0		\$0		\$0		\$0	
Cash Funds Exempt / Reappropriated Funds	\$0		\$0		\$0		\$0		\$0	
Federal Funds	\$0		\$0		\$0		\$0		\$0	

Colorado Department of Treasury  
 FY 2010-11 Budget Cycle  
 Schedule 3

**(3) SPECIAL PURPOSE; Senior Citizen and Disabled Veteran Property Tax**

	FY 2007-08		FY 2008-09		FY 2009-10		FY 2009-10		FY 2010-11	
	Actuals	FTE	Actuals	FTE	Appropriated	FTE	Estimate	FTE	Request	FTE
<b>Expenditures</b>										
Total Funds	\$79,843,540	0.0	\$85,586,694	0.0	N/A	N/A	N/A	N/A	N/A	N/A
General Fund	\$79,843,540		\$85,586,694		N/A		N/A		N/A	
General Fund Exempt	\$0		\$0		N/A		N/A		N/A	
Cash Funds	\$0		\$0		N/A		N/A		N/A	
Cash Funds Exempt / Reappropriated Funds	\$0		\$0		N/A		N/A		N/A	
Federal Funds	\$0		\$0		N/A		N/A		N/A	
<b>Under/(Over) Expenditures</b>										
Total Funds	\$1,008	0.0	\$613,306	0.0	N/A	N/A	N/A	N/A	N/A	N/A
General Fund	\$1,008		\$613,306		N/A		N/A		N/A	
General Fund Exempt	\$0		\$0		N/A		N/A		N/A	
Cash Funds	\$0		\$0		N/A		N/A		N/A	
Cash Funds Exempt / Reappropriated Funds	\$0		\$0		N/A		N/A		N/A	
Federal Funds	\$0		\$0		N/A		N/A		N/A	

Colorado Department of Treasury  
FY 2010-11 Budget Cycle  
Schedule 3

**(3) SPECIAL PURPOSE; CoverColorado**

	FY 2007-08		FY 2008-09		FY 2009-10		FY 2009-10		FY 2010-11	
	Actuals	FTE	Actuals	FTE	Appropriated	FTE	Estimate	FTE	Request	FTE
SB 07-239, HB 08-1375, SB 09-259 Prior Year Appropriation (Long Bill)										
Total Funds	\$17,323,278	0.0	\$48,772,043	0.0	\$27,000,000	0.0	\$27,000,000	0.0	\$34,000,000	0.0
General Fund	\$0		\$0		\$0		\$0		\$0	
General Fund Exempt	\$0		\$0		\$0		\$0		\$0	
Cash Funds	\$0		\$48,772,043		\$27,000,000		\$27,000,000		\$34,000,000	
Cash Funds Exempt / Reappropriated Funds	\$17,323,278		\$0		\$0		\$0		\$0	
Federal Funds	\$0		\$0		\$0		\$0		\$0	

(Agency Supplemental Bill)										
Total Funds	\$0	0.0	\$0	0.0	N/A	N/A	N/A	N/A	N/A	N/A
General Fund	\$0		\$0		N/A		N/A		N/A	
General Fund Exempt	\$0		\$0		N/A		N/A		N/A	
Cash Funds	\$0		\$0		N/A		N/A		N/A	
Cash Funds Exempt / Reappropriated Funds	\$0		\$0		\$0		\$0		N/A	
Federal Funds	\$0		\$0		N/A		N/A		N/A	

HB 08-1375, SB 09-259 (Long Bill Add-ons)										
Total Funds	\$0	0.0	\$0	0.0	N/A	N/A	N/A	N/A	N/A	N/A
General Fund	\$0		\$0		N/A		N/A		N/A	
General Fund Exempt	\$0		\$0		N/A		N/A		N/A	
Cash Funds	\$0		\$0		N/A		N/A		N/A	
Cash Funds Exempt / Reappropriated Funds	\$0		\$0		\$0		\$0		N/A	
Federal Funds	\$0		\$0		N/A		N/A		N/A	

SB 07-049 (Concerning the Availability of Supplemental Insurance Under CoverColorado)										
Total Funds	\$1,062,000	0.0	\$0	0.0	\$0	0.0	\$0	0.0	N/A	N/A
General Fund	\$0		\$0		\$0		\$0		N/A	
General Fund Exempt	\$0		\$0		\$0		\$0		N/A	
Cash Funds	\$0		\$0		\$0		\$0		N/A	
Cash Funds Exempt / Reappropriated Funds	\$1,062,000		\$0		\$0		\$0		N/A	
Federal Funds	\$0		\$0		\$0		\$0		N/A	

Colorado Department of Treasury  
 FY 2010-11 Budget Cycle  
 Schedule 3

**(3) SPECIAL PURPOSE; CoverColorado**

	FY 2007-08		FY 2008-09		FY 2009-10		FY 2009-10		FY 2010-11		
	Actuals	FTE	Actuals	FTE	Appropriated	FTE	Estimate	FTE	Request	FTE	
HB 08-1390 (CoverColorado Long-Term Funding)											
Total Funds	\$0	0.0	(\$11,164,862)	0.0	\$0	0.0	\$0	0.0		N/A	N/A
General Fund	\$0		\$0		\$0		\$0			N/A	
General Fund Exempt	\$0		\$0		\$0		\$0			N/A	
Cash Funds	\$0		(\$11,164,862)		\$0		\$0			N/A	
Cash Funds Exempt / Reappropriated Funds	\$0		\$0		\$0		\$0			N/A	
Federal Funds	\$0		\$0		\$0		\$0			N/A	

**Total Appropriation**

<b>Total Funds</b>	<b>\$18,385,278</b>	<b>0.0</b>	<b>\$37,607,181</b>	<b>0.0</b>	<b>\$27,000,000</b>	<b>0.0</b>	<b>\$27,000,000</b>	<b>0.0</b>	<b>\$34,000,000</b>	<b>0.0</b>
General Fund	\$0		\$0		\$0		\$0		\$0	
General Fund Exempt	\$0		\$0		\$0		\$0		\$0	
Cash Funds	\$0		\$37,607,181		\$27,000,000		\$27,000,000		\$34,000,000	
Cash Funds Exempt / Reappropriated Funds	\$18,385,278		\$0		\$0		\$0		\$0	
Federal Funds	\$0		\$0		\$0		\$0		\$0	

**Year-End Transfers**

Total Funds	\$1,040,868		\$0		N/A		N/A		N/A	
General Fund	\$0		\$0		N/A		N/A		N/A	
General Fund Exempt	\$0		\$0		N/A		N/A		N/A	
Cash Funds	\$0		\$0		N/A		N/A		N/A	
Cash Funds Exempt / Reappropriated Funds	\$1,040,868		\$0		N/A		N/A		N/A	
Federal Funds	\$0		\$0		N/A		N/A		N/A	

**POTS Expenditures / Allocation**

Total Funds	\$0		\$0		N/A		\$0		N/A	
General Fund	\$0		\$0		N/A		\$0		N/A	
General Fund Exempt	\$0		\$0		N/A		\$0		N/A	
Cash Funds	\$0		\$0		N/A		\$0		N/A	
Cash Funds Exempt / Reappropriated Funds	\$0		\$0		N/A		\$0		N/A	
Federal Funds	\$0		\$0		N/A		\$0		N/A	



Colorado Department of Treasury  
FY 2010-11 Budget Cycle  
Schedule 3

**(3) SPECIAL PURPOSE; CoverColorado**

	FY 2007-08		FY 2008-09		FY 2009-10		FY 2009-10		FY 2010-11	
	Actuals	FTE	Actuals	FTE	Appropriated	FTE	Estimate	FTE	Request	FTE
Roll-Forward										
Total Funds	\$0		\$0		N/A		N/A		N/A	
General Fund	\$0		\$0		N/A		N/A		N/A	
General Fund Exempt	\$0		\$0		N/A		N/A		N/A	
Cash Funds	\$0		\$0		N/A		N/A		N/A	
Cash Funds Exempt / Reappropriated Funds	\$0		\$0		N/A		N/A		N/A	
Federal Funds	\$0		\$0		N/A		N/A		N/A	
1331 Supplemental #1 (Short Title)										
Total Funds	N/A	N/A	N/A	N/A	N/A	N/A	\$0	0.0	N/A	N/A
General Fund	N/A		N/A		N/A		\$0		N/A	
General Fund Exempt	N/A		N/A		N/A		\$0		N/A	
Cash Funds	N/A		N/A		N/A		\$0		N/A	
Cash Funds Exempt / Reappropriated Funds	N/A		N/A		N/A		\$0		N/A	
Federal Funds	N/A		N/A		N/A		\$0		N/A	
Request Year Base and Other Adjustments (see Reconciliation for details)										
Total Funds	N/A	N/A	N/A	N/A	N/A	N/A	N/A	N/A	\$0	0.0
General Fund	N/A		N/A		N/A		N/A		\$0	
General Fund Exempt	N/A		N/A		N/A		N/A		\$0	
Cash Funds	N/A		N/A		N/A		N/A		\$0	
Cash Funds Exempt / Reappropriated Funds	N/A		N/A		N/A		N/A		\$0	
Federal Funds	N/A		N/A		N/A		N/A		\$0	
<b>Total Spending Authority / Request</b>										
<b>Total Funds</b>	<b>\$19,426,146</b>	<b>0.0</b>	<b>\$37,607,181</b>	<b>0.0</b>	<b>\$27,000,000</b>	<b>0.0</b>	<b>\$27,000,000</b>	<b>0.0</b>	<b>\$34,000,000</b>	<b>0.0</b>
<b>General Fund</b>	<b>\$0</b>		<b>\$0</b>		<b>\$0</b>		<b>\$0</b>		<b>\$0</b>	
<b>General Fund Exempt</b>	<b>\$0</b>		<b>\$0</b>		<b>\$0</b>		<b>\$0</b>		<b>\$0</b>	
<b>Cash Funds</b>	<b>\$0</b>		<b>\$37,607,181</b>		<b>\$27,000,000</b>		<b>\$27,000,000</b>		<b>\$34,000,000</b>	
<b>Cash Funds Exempt / Reappropriated Funds</b>	<b>\$19,426,146</b>		<b>\$0</b>		<b>\$0</b>		<b>\$0</b>		<b>\$0</b>	
<b>Federal Funds</b>	<b>\$0</b>		<b>\$0</b>		<b>\$0</b>		<b>\$0</b>		<b>\$0</b>	

Colorado Department of Treasury  
 FY 2010-11 Budget Cycle  
 Schedule 3

**(3) SPECIAL PURPOSE; CoverColorado**

	FY 2007-08		FY 2008-09		FY 2009-10		FY 2009-10		FY 2010-11	
	Actuals	FTE	Actuals	FTE	Appropriated	FTE	Estimate	FTE	Request	FTE
<b>Expenditures</b>										
Total Funds	\$19,426,146	0.0	\$31,174,631	0.0	N/A	N/A	N/A	N/A	N/A	N/A
General Fund	\$0		\$0		N/A		N/A		N/A	
General Fund Exempt	\$0		\$0		N/A		N/A		N/A	
Cash Funds	\$0		\$31,174,631		N/A		N/A		N/A	
Cash Funds Exempt / Reappropriated Funds	\$19,426,146		\$0		N/A		N/A		N/A	
Federal Funds	\$0		\$0		N/A		N/A		N/A	
<b>Under/(Over) Expenditures</b>										
Total Funds	\$0	0.0	\$6,432,550	0.0	N/A	N/A	N/A	N/A	N/A	N/A
General Fund	\$0		\$0		N/A		N/A		N/A	
General Fund Exempt	\$0		\$0		N/A		N/A		N/A	
Cash Funds	\$0		\$6,432,550		N/A		N/A		N/A	
Cash Funds Exempt / Reappropriated Funds	\$0		\$0		N/A		N/A		N/A	
Federal Funds	\$0		\$0		N/A		N/A		N/A	

Colorado Department of Treasury  
 FY 2010-11 Budget Cycle  
 Schedule 3

**(3) SPECIAL PURPOSE; Fire and Police Pension Association - Old Hire Plans**

	FY 2007-08		FY 2008-09		FY 2009-10		FY 2009-10		FY 2010-11	
	Actuals	FTE	Actuals	FTE	Appropriated	FTE	Estimate	FTE	Request	FTE

SB 07-239, HB 08-1375, SB 09-259 Prior Year Appropriation (Long Bill)

Total Funds	\$34,777,172	0.0	\$34,777,172	0.0	\$0	0.0	\$0	0.0	\$0	0.0
General Fund	\$0		\$0		\$0		\$0		\$0	
General Fund Exempt	\$34,777,172		\$34,777,172		\$0		\$0		\$0	
Cash Funds	\$0		\$0		\$0		\$0		\$0	
Cash Funds Exempt / Reappropriated Funds	\$0		\$0		\$0		\$0		\$0	
Federal Funds	\$0		\$0		\$0		\$0		\$0	

SB 09-203 (Agency Supplemental Bill)

Total Funds	\$0	0.0	(\$9,456,093)	0.0	N/A	N/A	N/A	N/A	N/A	N/A
General Fund	\$0		\$0		N/A		N/A		N/A	
General Fund Exempt	\$0		(\$9,456,093)		N/A		N/A		N/A	
Cash Funds	\$0		\$0		N/A		N/A		N/A	
Cash Funds Exempt / Reappropriated Funds	\$0		\$0		\$0		\$0		N/A	
Federal Funds	\$0		\$0		N/A		N/A		N/A	

HB 08-1375, SB 09-259 (Long Bill Add-ons)

Total Funds	\$0	0.0	\$0	0.0	N/A	N/A	N/A	N/A	N/A	N/A
General Fund	\$0		\$0		N/A		N/A		N/A	
General Fund Exempt	\$0		\$0		N/A		N/A		N/A	
Cash Funds	\$0		\$0		N/A		N/A		N/A	
Cash Funds Exempt / Reappropriated Funds	\$0		\$0		\$0		\$0		N/A	
Federal Funds	\$0		\$0		N/A		N/A		N/A	

SB 09-227 (Assistance to Old Hire FPPA Plans)

Total Funds	\$0	0.0	(\$25,321,079)	0.0	\$0	0.0	\$0	0.0	N/A	N/A
General Fund	\$0		\$0		\$0		\$0		N/A	
General Fund Exempt	\$0		(\$25,321,079)		\$0		\$0		N/A	
Cash Funds	\$0		\$0		\$0		\$0		N/A	
Cash Funds Exempt / Reappropriated Funds	\$0		\$0		\$0		\$0		N/A	
Federal Funds	\$0		\$0		\$0		\$0		N/A	

Colorado Department of Treasury  
 FY 2010-11 Budget Cycle  
 Schedule 3

**(3) SPECIAL PURPOSE; Fire and Police Pension Association - Old Hire Plans**

	FY 2007-08		FY 2008-09		FY 2009-10		FY 2009-10		FY 2010-11	
	Actuals	FTE	Actuals	FTE	Appropriated	FTE	Estimate	FTE	Request	FTE
(Special Bill Short Title)										
Total Funds	\$0	0.0	\$0	0.0	\$0	0.0	\$0	0.0		N/A
General Fund	\$0		\$0		\$0		\$0			N/A
General Fund Exempt	\$0		\$0		\$0		\$0			N/A
Cash Funds	\$0		\$0		\$0		\$0			N/A
Cash Funds Exempt / Reappropriated Funds	\$0		\$0		\$0		\$0			N/A
Federal Funds	\$0		\$0		\$0		\$0			N/A

**Total Appropriation**

<b>Total Funds</b>	<b>\$34,777,172</b>	<b>0.0</b>	<b>\$0</b>	<b>0.0</b>	<b>\$0</b>	<b>0.0</b>	<b>\$0</b>	<b>0.0</b>	<b>\$0</b>	<b>0.0</b>
General Fund	\$0		\$0		\$0		\$0		\$0	
General Fund Exempt	\$34,777,172		\$0		\$0		\$0		\$0	
Cash Funds	\$0		\$0		\$0		\$0		\$0	
Cash Funds Exempt / Reappropriated Funds	\$0		\$0		\$0		\$0		\$0	
Federal Funds	\$0		\$0		\$0		\$0		\$0	

**Year-End Transfers**

Total Funds	\$0		\$0		N/A		N/A		N/A	
General Fund	\$0		\$0		N/A		N/A		N/A	
General Fund Exempt	\$0		\$0		N/A		N/A		N/A	
Cash Funds	\$0		\$0		N/A		N/A		N/A	
Cash Funds Exempt / Reappropriated Funds	\$0		\$0		N/A		N/A		N/A	
Federal Funds	\$0		\$0		N/A		N/A		N/A	

**POTS Expenditures / Allocation**

Total Funds	\$0		\$0		N/A		\$0		N/A	
General Fund	\$0		\$0		N/A		\$0		N/A	
General Fund Exempt	\$0		\$0		N/A		\$0		N/A	
Cash Funds	\$0		\$0		N/A		\$0		N/A	
Cash Funds Exempt / Reappropriated Funds	\$0		\$0		N/A		\$0		N/A	
Federal Funds	\$0		\$0		N/A		\$0		N/A	

Colorado Department of Treasury  
 FY 2010-11 Budget Cycle  
 Schedule 3

**(3) SPECIAL PURPOSE; Fire and Police Pension Association - Old Hire Plans**

	FY 2007-08		FY 2008-09		FY 2009-10		FY 2009-10		FY 2010-11	
	Actuals	FTE	Actuals	FTE	Appropriated	FTE	Estimate	FTE	Request	FTE
Roll-Forward										
Total Funds	\$0		\$0		N/A		N/A		N/A	
General Fund	\$0		\$0		N/A		N/A		N/A	
General Fund Exempt	\$0		\$0		N/A		N/A		N/A	
Cash Funds	\$0		\$0		N/A		N/A		N/A	
Cash Funds Exempt / Reappropriated Funds	\$0		\$0		N/A		N/A		N/A	
Federal Funds	\$0		\$0		N/A		N/A		N/A	
1331 Supplemental #1 (Short Title)										
Total Funds	N/A	N/A	N/A	N/A	N/A	N/A	\$0	0.0	N/A	N/A
General Fund	N/A		N/A		N/A		\$0		N/A	
General Fund Exempt	N/A		N/A		N/A		\$0		N/A	
Cash Funds	N/A		N/A		N/A		\$0		N/A	
Cash Funds Exempt / Reappropriated Funds	N/A		N/A		N/A		\$0		N/A	
Federal Funds	N/A		N/A		N/A		\$0		N/A	
Request Year Base and Other Adjustments (see Reconciliation for details)										
Total Funds	N/A	N/A	N/A	N/A	N/A	N/A	N/A	N/A	\$0	0.0
General Fund	N/A		N/A		N/A		N/A		\$0	
General Fund Exempt	N/A		N/A		N/A		N/A		\$0	
Cash Funds	N/A		N/A		N/A		N/A		\$0	
Cash Funds Exempt / Reappropriated Funds	N/A		N/A		N/A		N/A		\$0	
Federal Funds	N/A		N/A		N/A		N/A		\$0	
<b>Total Spending Authority / Request</b>										
Total Funds	\$34,777,172	0.0	\$0	0.0	\$0	0.0	\$0	0.0	\$0	0.0
General Fund	\$0		\$0		\$0		\$0		\$0	
General Fund Exempt	\$34,777,172		\$0		\$0		\$0		\$0	
Cash Funds	\$0		\$0		\$0		\$0		\$0	
Cash Funds Exempt / Reappropriated Funds	\$0		\$0		\$0		\$0		\$0	
Federal Funds	\$0		\$0		\$0		\$0		\$0	

Colorado Department of Treasury  
 FY 2010-11 Budget Cycle  
 Schedule 3

**(3) SPECIAL PURPOSE; Fire and Police Pension Association - Old Hire Plans**

	FY 2007-08		FY 2008-09		FY 2009-10		FY 2009-10		FY 2010-11	
	Actuals	FTE	Actuals	FTE	Appropriated	FTE	Estimate	FTE	Request	FTE
<b>Expenditures</b>										
Total Funds	\$34,777,172	0.0	\$0	0.0	N/A	N/A	N/A	N/A	N/A	N/A
General Fund	\$0		\$0		N/A		N/A		N/A	
General Fund Exempt	\$34,777,172		\$0		N/A		N/A		N/A	
Cash Funds	\$0		\$0		N/A		N/A		N/A	
Cash Funds Exempt / Reappropriated Funds	\$0		\$0		N/A		N/A		N/A	
Federal Funds	\$0		\$0		N/A		N/A		N/A	
<b>Under/(Over) Expenditures</b>										
Total Funds	\$0	0.0	\$0	0.0	N/A	N/A	N/A	N/A	N/A	N/A
General Fund	\$0		\$0		N/A		N/A		N/A	
General Fund Exempt	\$0		\$0		N/A		N/A		N/A	
Cash Funds	\$0		\$0		N/A		N/A		N/A	
Cash Funds Exempt / Reappropriated Funds	\$0		\$0		N/A		N/A		N/A	
Federal Funds	\$0		\$0		N/A		N/A		N/A	

Colorado Department of Treasury  
FY 2010-11 Budget Cycle  
Schedule 3

**(3) SPECIAL PURPOSE; Highway Users Tax Fund - County Payments**

	FY 2007-08		FY 2008-09		FY 2009-10		FY 2009-10		FY 2010-11	
	Actuals	FTE	Actuals	FTE	Appropriated	FTE	Estimate	FTE	Request	FTE

SB 07-239, HB 08-1375, SB 09-259 Prior Year Appropriation (Long Bill)

Total Funds	\$158,179,000	0.0	\$157,500,000	0.0	\$159,528,684	0.0	\$159,528,684	0.0	\$164,633,602	0.0
General Fund	\$0		\$0		\$0		\$0		\$0	
General Fund Exempt	\$0		\$0		\$0		\$0		\$0	
Cash Funds	\$0		\$157,500,000		\$159,528,684		\$159,528,684		\$164,633,602	
Cash Funds Exempt / Reappropriated Funds	\$158,179,000		\$0		\$0		\$0		\$0	
Federal Funds	\$0		\$0		\$0		\$0		\$0	

(Agency Supplemental Bill)

Total Funds	\$0	0.0	\$0	0.0	N/A	N/A	N/A	N/A	N/A	N/A
General Fund	\$0		\$0		N/A		N/A		N/A	
General Fund Exempt	\$0		\$0		N/A		N/A		N/A	
Cash Funds	\$0		\$0		N/A		N/A		N/A	
Cash Funds Exempt / Reappropriated Funds	\$0		\$0		\$0		\$0		N/A	
Federal Funds	\$0		\$0		N/A		N/A		N/A	

HB 08-1375, SB 09-259 (Long Bill Add-ons)

Total Funds	\$0	0.0	\$0	0.0	N/A	N/A	N/A	N/A	N/A	N/A
General Fund	\$0		\$0		N/A		N/A		N/A	
General Fund Exempt	\$0		\$0		N/A		N/A		N/A	
Cash Funds	\$0		\$0		N/A		N/A		N/A	
Cash Funds Exempt / Reappropriated Funds	\$0		\$0		\$0		\$0		N/A	
Federal Funds	\$0		\$0		N/A		N/A		N/A	

(Special Bill Short Title)

Total Funds	\$0	0.0	\$0	0.0	\$0	0.0	\$0	0.0	N/A	N/A
General Fund	\$0		\$0		\$0		\$0		N/A	
General Fund Exempt	\$0		\$0		\$0		\$0		N/A	
Cash Funds	\$0		\$0		\$0		\$0		N/A	
Cash Funds Exempt / Reappropriated Funds	\$0		\$0		\$0		\$0		N/A	
Federal Funds	\$0		\$0		\$0		\$0		N/A	

Colorado Department of Treasury  
 FY 2010-11 Budget Cycle  
 Schedule 3

**(3) SPECIAL PURPOSE; Highway Users Tax Fund - County Payments**

	FY 2007-08		FY 2008-09		FY 2009-10		FY 2009-10		FY 2010-11	
	Actuals	FTE	Actuals	FTE	Appropriated	FTE	Estimate	FTE	Request	FTE
(Special Bill Short Title)										
Total Funds	\$0	0.0	\$0	0.0	\$0	0.0	\$0	0.0	N/A	N/A
General Fund	\$0		\$0		\$0		\$0		N/A	
General Fund Exempt	\$0		\$0		\$0		\$0		N/A	
Cash Funds	\$0		\$0		\$0		\$0		N/A	
Cash Funds Exempt / Reappropriated Funds	\$0		\$0		\$0		\$0		N/A	
Federal Funds	\$0		\$0		\$0		\$0		N/A	

**Total Appropriation**

<b>Total Funds</b>	<b>\$158,179,000</b>	<b>0.0</b>	<b>\$157,500,000</b>	<b>0.0</b>	<b>\$159,528,684</b>	<b>0.0</b>	<b>\$159,528,684</b>	<b>0.0</b>	<b>\$164,633,602</b>	<b>0.0</b>
General Fund	\$0		\$0		\$0		\$0		\$0	
General Fund Exempt	\$0		\$0		\$0		\$0		\$0	
Cash Funds	\$0		\$157,500,000		\$159,528,684		\$159,528,684		\$164,633,602	
Cash Funds Exempt / Reappropriated Funds	\$158,179,000		\$0		\$0		\$0		\$0	
Federal Funds	\$0		\$0		\$0		\$0		\$0	

**Year-End Transfers**

Total Funds	\$5,524,451		(\$2,096,440)		N/A		N/A		N/A	
General Fund	\$0		\$0		N/A		N/A		N/A	
General Fund Exempt	\$0		\$0		N/A		N/A		N/A	
Cash Funds	\$0		(\$2,096,440)		N/A		N/A		N/A	
Cash Funds Exempt / Reappropriated Funds	\$5,524,451		\$0		N/A		N/A		N/A	
Federal Funds	\$0		\$0		N/A		N/A		N/A	

**POTS Expenditures / Allocation**

Total Funds	\$0		\$0		N/A		\$0		N/A	
General Fund	\$0		\$0		N/A		\$0		N/A	
General Fund Exempt	\$0		\$0		N/A		\$0		N/A	
Cash Funds	\$0		\$0		N/A		\$0		N/A	
Cash Funds Exempt / Reappropriated Funds	\$0		\$0		N/A		\$0		N/A	
Federal Funds	\$0		\$0		N/A		\$0		N/A	



Colorado Department of Treasury  
FY 2010-11 Budget Cycle  
Schedule 3

**(3) SPECIAL PURPOSE; Highway Users Tax Fund - County Payments**

	FY 2007-08		FY 2008-09		FY 2009-10		FY 2009-10		FY 2010-11	
	Actuals	FTE	Actuals	FTE	Appropriated	FTE	Estimate	FTE	Request	FTE

Roll-Forward

Total Funds	\$0		\$0		N/A		N/A		N/A	
General Fund	\$0		\$0		N/A		N/A		N/A	
General Fund Exempt	\$0		\$0		N/A		N/A		N/A	
Cash Funds	\$0		\$0		N/A		N/A		N/A	
Cash Funds Exempt / Reappropriated Funds	\$0		\$0		N/A		N/A		N/A	
Federal Funds	\$0		\$0		N/A		N/A		N/A	

1331 Supplemental #1 (Short Title)

Total Funds	N/A	N/A	N/A	N/A	N/A	N/A	\$0	0.0	N/A	N/A
General Fund	N/A		N/A		N/A		\$0		N/A	
General Fund Exempt	N/A		N/A		N/A		\$0		N/A	
Cash Funds	N/A		N/A		N/A		\$0		N/A	
Cash Funds Exempt / Reappropriated Funds	N/A		N/A		N/A		\$0		N/A	
Federal Funds	N/A		N/A		N/A		\$0		N/A	

Request Year Base and Other Adjustments (see Reconciliation for details)

Total Funds	N/A	N/A	N/A	N/A	N/A	N/A	N/A	N/A	\$0	0.0
General Fund	N/A		N/A		N/A		N/A		\$0	
General Fund Exempt	N/A		N/A		N/A		N/A		\$0	
Cash Funds	N/A		N/A		N/A		N/A		\$0	
Cash Funds Exempt / Reappropriated Funds	N/A		N/A		N/A		N/A		\$0	
Federal Funds	N/A		N/A		N/A		N/A		\$0	

**Total Spending Authority / Request**

<b>Total Funds</b>	<b>\$163,703,451</b>	<b>0.0</b>	<b>\$155,403,560</b>	<b>0.0</b>	<b>\$159,528,684</b>	<b>0.0</b>	<b>\$159,528,684</b>	<b>0.0</b>	<b>\$164,633,602</b>	<b>0.0</b>
General Fund	\$0		\$0		\$0		\$0		\$0	
General Fund Exempt	\$0		\$0		\$0		\$0		\$0	
Cash Funds	\$0		<b>\$155,403,560</b>		<b>\$159,528,684</b>		<b>\$159,528,684</b>		<b>\$164,633,602</b>	
Cash Funds Exempt / Reappropriated Funds	<b>\$163,703,451</b>		\$0		\$0		\$0		\$0	
Federal Funds	\$0		\$0		\$0		\$0		\$0	

Colorado Department of Treasury  
 FY 2010-11 Budget Cycle  
 Schedule 3

**(3) SPECIAL PURPOSE; Highway Users Tax Fund - County Payments**

	FY 2007-08		FY 2008-09		FY 2009-10		FY 2009-10		FY 2010-11	
	Actuals	FTE	Actuals	FTE	Appropriated	FTE	Estimate	FTE	Request	FTE
<b>Expenditures</b>										
Total Funds	\$163,703,451	0.0	\$155,403,560	0.0	N/A	N/A	N/A	N/A	N/A	N/A
General Fund	\$0		\$0		N/A		N/A		N/A	
General Fund Exempt	\$0		\$0		N/A		N/A		N/A	
Cash Funds	\$0		\$155,403,560		N/A		N/A		N/A	
Cash Funds Exempt / Reappropriated Funds	\$163,703,451		\$0		N/A		N/A		N/A	
Federal Funds	\$0		\$0		N/A		N/A		N/A	
<b>Under/(Over) Expenditures</b>										
Total Funds	\$0	0.0	\$0	0.0	N/A	N/A	N/A	N/A	N/A	N/A
General Fund	\$0		\$0		N/A		N/A		N/A	
General Fund Exempt	\$0		\$0		N/A		N/A		N/A	
Cash Funds	\$0		\$0		N/A		N/A		N/A	
Cash Funds Exempt / Reappropriated Funds	\$0		\$0		N/A		N/A		N/A	
Federal Funds	\$0		\$0		N/A		N/A		N/A	

Colorado Department of Treasury  
FY 2010-11 Budget Cycle  
Schedule 3

**(3) SPECIAL PURPOSE; Highway Users Tax Fund - Municipality Payments**

	FY 2007-08		FY 2008-09		FY 2009-10		FY 2009-10		FY 2010-11	
	Actuals	FTE	Actuals	FTE	Appropriated	FTE	Estimate	FTE	Request	FTE

SB 07-239, HB 08-1375, SB 09-259 Prior Year Appropriation (Long Bill)

Total Funds	\$104,473,900	0.0	\$104,392,700	0.0	\$104,280,011	0.0	\$104,280,011	0.0	\$107,616,971	0.0
General Fund	\$0		\$0		\$0		\$0		\$0	
General Fund Exempt	\$0		\$0		\$0		\$0		\$0	
Cash Funds	\$0		\$104,392,700		\$104,280,011		\$104,280,011		\$107,616,971	
Cash Funds Exempt / Reappropriated Funds	\$104,473,900		\$0		\$0		\$0		\$0	
Federal Funds	\$0		\$0		\$0		\$0		\$0	

(Agency Supplemental Bill)

Total Funds	\$0	0.0	\$0	0.0	N/A	N/A	N/A	N/A	N/A	N/A
General Fund	\$0		\$0		N/A		N/A		N/A	
General Fund Exempt	\$0		\$0		N/A		N/A		N/A	
Cash Funds	\$0		\$0		N/A		N/A		N/A	
Cash Funds Exempt / Reappropriated Funds	\$0		\$0		\$0		\$0		N/A	
Federal Funds	\$0		\$0		N/A		N/A		N/A	

HB 08-1375, SB 09-259 (Long Bill Add-ons)

Total Funds	\$0	0.0	\$0	0.0	N/A	N/A	N/A	N/A	N/A	N/A
General Fund	\$0		\$0		N/A		N/A		N/A	
General Fund Exempt	\$0		\$0		N/A		N/A		N/A	
Cash Funds	\$0		\$0		N/A		N/A		N/A	
Cash Funds Exempt / Reappropriated Funds	\$0		\$0		\$0		\$0		N/A	
Federal Funds	\$0		\$0		N/A		N/A		N/A	

(Special Bill Short Title)

Total Funds	\$0	0.0	\$0	0.0	\$0	0.0	\$0	0.0	N/A	N/A
General Fund	\$0		\$0		\$0		\$0		N/A	
General Fund Exempt	\$0		\$0		\$0		\$0		N/A	
Cash Funds	\$0		\$0		\$0		\$0		N/A	
Cash Funds Exempt / Reappropriated Funds	\$0		\$0		\$0		\$0		N/A	
Federal Funds	\$0		\$0		\$0		\$0		N/A	

Colorado Department of Treasury  
FY 2010-11 Budget Cycle  
Schedule 3

**(3) SPECIAL PURPOSE; Highway Users Tax Fund - Municipality Payments**

	FY 2007-08		FY 2008-09		FY 2009-10		FY 2009-10		FY 2010-11	
	Actuals	FTE	Actuals	FTE	Appropriated	FTE	Estimate	FTE	Request	FTE
(Special Bill Short Title)										
Total Funds	\$0	0.0	\$0	0.0	\$0	0.0	\$0	0.0	N/A	N/A
General Fund	\$0		\$0		\$0		\$0		N/A	
General Fund Exempt	\$0		\$0		\$0		\$0		N/A	
Cash Funds	\$0		\$0		\$0		\$0		N/A	
Cash Funds Exempt / Reappropriated Funds	\$0		\$0		\$0		\$0		N/A	
Federal Funds	\$0		\$0		\$0		\$0		N/A	

**Total Appropriation**

<b>Total Funds</b>	<b>\$104,473,900</b>	<b>0.0</b>	<b>\$104,392,700</b>	<b>0.0</b>	<b>\$104,280,011</b>	<b>0.0</b>	<b>\$104,280,011</b>	<b>0.0</b>	<b>\$107,616,971</b>	<b>0.0</b>
General Fund	\$0		\$0		\$0		\$0		\$0	
General Fund Exempt	\$0		\$0		\$0		\$0		\$0	
Cash Funds	\$0		\$104,392,700		\$104,280,011		\$104,280,011		\$107,616,971	
Cash Funds Exempt / Reappropriated Funds	\$104,473,900		\$0		\$0		\$0		\$0	
Federal Funds	\$0		\$0		\$0		\$0		\$0	

**Year-End Transfers**

Total Funds	\$2,214,033		(\$3,259,304)		N/A		N/A		N/A	
General Fund	\$0		\$0		N/A		N/A		N/A	
General Fund Exempt	\$0		\$0		N/A		N/A		N/A	
Cash Funds	\$0		(\$3,259,304)		N/A		N/A		N/A	
Cash Funds Exempt / Reappropriated Funds	\$2,214,033		\$0		N/A		N/A		N/A	
Federal Funds	\$0		\$0		N/A		N/A		N/A	

**POTS Expenditures / Allocation**

Total Funds	\$0		\$0		N/A		\$0		N/A	
General Fund	\$0		\$0		N/A		\$0		N/A	
General Fund Exempt	\$0		\$0		N/A		\$0		N/A	
Cash Funds	\$0		\$0		N/A		\$0		N/A	
Cash Funds Exempt / Reappropriated Funds	\$0		\$0		N/A		\$0		N/A	
Federal Funds	\$0		\$0		N/A		\$0		N/A	

Colorado Department of Treasury  
 FY 2010-11 Budget Cycle  
 Schedule 3

**(3) SPECIAL PURPOSE; Highway Users Tax Fund - Municipality Payments**

	FY 2007-08		FY 2008-09		FY 2009-10		FY 2009-10		FY 2010-11	
	Actuals	FTE	Actuals	FTE	Appropriated	FTE	Estimate	FTE	Request	FTE
Roll-Forward										
Total Funds	\$0		\$0		N/A		N/A		N/A	
General Fund	\$0		\$0		N/A		N/A		N/A	
General Fund Exempt	\$0		\$0		N/A		N/A		N/A	
Cash Funds	\$0		\$0		N/A		N/A		N/A	
Cash Funds Exempt / Reappropriated Funds	\$0		\$0		N/A		N/A		N/A	
Federal Funds	\$0		\$0		N/A		N/A		N/A	

1331 Supplemental #1 (Short Title)

Total Funds	N/A	N/A	N/A	N/A	N/A	N/A	\$0	0.0	N/A	N/A
General Fund	N/A		N/A		N/A		\$0		N/A	
General Fund Exempt	N/A		N/A		N/A		\$0		N/A	
Cash Funds	N/A		N/A		N/A		\$0		N/A	
Cash Funds Exempt / Reappropriated Funds	N/A		N/A		N/A		\$0		N/A	
Federal Funds	N/A		N/A		N/A		\$0		N/A	

Request Year Base and Other Adjustments (see Reconciliation for details)

Total Funds	N/A	N/A	N/A	N/A	N/A	N/A	N/A	N/A	\$0	0.0
General Fund	N/A		N/A		N/A		N/A		\$0	
General Fund Exempt	N/A		N/A		N/A		N/A		\$0	
Cash Funds	N/A		N/A		N/A		N/A		\$0	
Cash Funds Exempt / Reappropriated Funds	N/A		N/A		N/A		N/A		\$0	
Federal Funds	N/A		N/A		N/A		N/A		\$0	

**Total Spending Authority / Request**

<b>Total Funds</b>	<b>\$106,687,933</b>	<b>0.0</b>	<b>\$101,133,396</b>	<b>0.0</b>	<b>\$104,280,011</b>	<b>0.0</b>	<b>\$104,280,011</b>	<b>0.0</b>	<b>\$107,616,971</b>	<b>0.0</b>
General Fund	\$0		\$0		\$0		\$0		\$0	
General Fund Exempt	\$0		\$0		\$0		\$0		\$0	
Cash Funds	\$0		\$101,133,396		\$104,280,011		\$104,280,011		\$107,616,971	
Cash Funds Exempt / Reappropriated Funds	\$106,687,933		\$0		\$0		\$0		\$0	
Federal Funds	\$0		\$0		\$0		\$0		\$0	

Colorado Department of Treasury  
 FY 2010-11 Budget Cycle  
 Schedule 3

**(3) SPECIAL PURPOSE; Highway Users Tax Fund - Municipality Payments**

	FY 2007-08		FY 2008-09		FY 2009-10		FY 2009-10		FY 2010-11	
	Actuals	FTE	Actuals	FTE	Appropriated	FTE	Estimate	FTE	Request	FTE
<b>Expenditures</b>										
Total Funds	\$106,687,933	0.0	\$101,133,396	0.0	N/A	N/A	N/A	N/A	N/A	N/A
General Fund	\$0		\$0		N/A		N/A		N/A	
General Fund Exempt	\$0		\$0		N/A		N/A		N/A	
Cash Funds	\$0		\$101,133,396		N/A		N/A		N/A	
Cash Funds Exempt / Reappropriated Funds	\$106,687,933		\$0		N/A		N/A		N/A	
Federal Funds	\$0		\$0		N/A		N/A		N/A	
<b>Under/(Over) Expenditures</b>										
Total Funds	\$0	0.0	\$0	0.0	N/A	N/A	N/A	N/A	N/A	N/A
General Fund	\$0		\$0		N/A		N/A		N/A	
General Fund Exempt	\$0		\$0		N/A		N/A		N/A	
Cash Funds	\$0		\$0		N/A		N/A		N/A	
Cash Funds Exempt / Reappropriated Funds	\$0		\$0		N/A		N/A		N/A	
Federal Funds	\$0		\$0		N/A		N/A		N/A	

Colorado Department of Treasury  
 FY 2010-11 Budget Cycle  
 Schedule 4

FY 2007-08  
 Actuals

FY 2008-09  
 Actuals

FY 2009-10  
 Appropriated

FY 2009-10  
 Estimate

FY 2010-11  
 Request

(1) Administration

Total Expenditures / Appropriation / Request										
<b>Total Funds</b>	<b>\$1,534,298</b>			<b>\$1,727,122</b>			<b>\$1,876,563</b>		<b>\$1,847,663</b>	<b>\$1,828,181</b>
<b>General Fund</b>	<b>\$699,485</b>			<b>\$625,512</b>			<b>\$933,721</b>		<b>\$904,821</b>	<b>\$885,339</b>
<b>General Fund Exempt</b>	<b>\$0</b>			<b>\$0</b>			<b>\$0</b>		<b>\$0</b>	<b>\$0</b>
<b>Cash Funds</b>	<b>\$834,813</b>			<b>\$1,101,610</b>			<b>\$942,842</b>		<b>\$942,842</b>	<b>\$942,842</b>
Cash Mgmt Transaction Fees (100)	\$757,488			\$934,123			\$822,957		\$822,957	\$822,957
Unclaimed Property Trust Fund (827)	\$75,141			\$164,908			\$114,885		\$114,885	\$114,885
Charter School Financing Admin. Cash Fund (17F)	\$2,184			\$2,579			\$5,000		\$5,000	\$5,000
<b>Cash Funds Exempt / Reappropriated Funds</b>	<b>\$0</b>			<b>\$0</b>			<b>\$0</b>		<b>\$0</b>	<b>\$0</b>
	\$0			\$0			\$0		\$0	\$0
	\$0			\$0			\$0		\$0	\$0
<b>Federal Funds</b>	<b>\$0</b>			<b>\$0</b>			<b>\$0</b>		<b>\$0</b>	<b>\$0</b>
	\$0			\$0			\$0		\$0	\$0
	\$0			\$0			\$0		\$0	\$0

(2) Unclaimed Property Program

Total Expenditures / Appropriation / Request										
<b>Total Funds</b>	<b>\$1,741,120</b>			<b>\$1,706,843</b>			<b>\$1,956,273</b>		<b>\$1,956,273</b>	<b>\$1,958,006</b>
<b>General Fund</b>	<b>\$0</b>			<b>\$0</b>			<b>\$0</b>		<b>\$0</b>	<b>\$0</b>
<b>General Fund Exempt</b>	<b>\$0</b>			<b>\$0</b>			<b>\$0</b>		<b>\$0</b>	<b>\$0</b>
<b>Cash Funds</b>	<b>\$1,741,120</b>			<b>\$1,706,843</b>			<b>\$1,956,273</b>		<b>\$1,956,273</b>	<b>\$1,958,006</b>
Unclaimed Property Trust Fund (827)	\$1,741,120			\$1,706,843			\$1,956,273		\$1,956,273	\$1,958,006
	\$0			\$0			\$0		\$0	\$0
<b>Cash Funds Exempt / Reappropriated Funds</b>	<b>\$0</b>			<b>\$0</b>			<b>\$0</b>		<b>\$0</b>	<b>\$0</b>
	\$0			\$0			\$0		\$0	\$0
	\$0			\$0			\$0		\$0	\$0
<b>Federal Funds</b>	<b>\$0</b>			<b>\$0</b>			<b>\$0</b>		<b>\$0</b>	<b>\$0</b>
	\$0			\$0			\$0		\$0	\$0
	\$0			\$0			\$0		\$0	\$0

Colorado Department of Treasury  
 FY 2010-11 Budget Cycle  
 Schedule 4

<u>FY 2007-08</u> Actuals	<u>FY 2008-09</u> Actuals	<u>FY 2009-10</u> Appropriated	<u>FY 2009-10</u> Estimate	<u>FY 2010-11</u> Request
------------------------------	------------------------------	-----------------------------------	-------------------------------	------------------------------

**(3) Special Purpose**

Total Expenditures / Appropriation / Request				
<b>Total Funds</b>	<b>\$404,438,242</b>	<b>\$373,298,281</b>	<b>\$291,808,695</b>	<b>\$402,850,573</b>
General Fund	\$79,843,540	\$85,586,694	\$1,000,000	\$96,600,000
General Fund Exempt	\$34,777,172	\$0	\$0	\$0
<b>Cash Funds</b>	<b>\$0</b>	<b>\$287,711,587</b>	<b>\$290,808,695</b>	<b>\$306,250,573</b>
HUTF (405)	\$0	\$256,536,956	\$263,808,695	\$272,250,573
CoverColorado (827)	\$0	\$31,174,631	\$27,000,000	\$34,000,000
<b>Cash Funds Exempt / Reappropriated Funds</b>	<b>\$289,817,530</b>	<b>\$0</b>	<b>\$0</b>	<b>\$0</b>
HUTF (405)	\$270,391,384	\$0	\$0	\$0
CoverColorado (827)	\$19,426,146	\$0	\$0	\$0
<b>Federal Funds</b>	<b>\$0</b>	<b>\$0</b>	<b>\$0</b>	<b>\$0</b>
	\$0	\$0	\$0	\$0
	\$0	\$0	\$0	\$0

**Department Total**

Total Expenditures / Appropriation / Request				
<b>Total Funds</b>	<b>\$407,713,660</b>	<b>\$376,732,246</b>	<b>\$295,641,531</b>	<b>\$406,636,760</b>
General Fund	\$80,543,025	\$86,212,206	\$1,933,721	\$97,485,339
General Fund Exempt	\$34,777,172	\$0	\$0	\$0
Cash Funds	\$2,575,933	\$290,520,040	\$293,707,810	\$309,151,421
Cash Funds Exempt / Reappropriated Funds	\$289,817,530	\$0	\$0	\$0
Federal Funds	\$0	\$0	\$0	\$0



Colorado Department of Treasury  
 FY 2010-11 Budget Request  
 Schedule 5: Line Item to Statute

**(1) Administration**

Line Item Name	Line Item Description	Statutory Citation
Personal Services	Salaries and wages for all employees including contractual employees, the State contribution to the public employees retirement (PERA) fund, and the State share of federal Medicare.	C.R.S. 24-50-101 et. seq.
Health, Life, and Dental	State share of health, life and dental insurance.	C.R.S. 24-50-601 et. seq.
Short-term Disability	State share of short-term disability insurance.	C.R.S. 24-50-601 et. seq.
Amortization Equalization Disbursement	Additional State contribution to the PERA Trust Fund to amortize the unfunded liability.	C.R.S. 24-51-411
Supplemental Amortization Equalization Disbursement	A contribution from the Salary Survey allocation to the PERA Trust Fund to supplement the contribution listed above.	C.R.S. 24-51-411
Salary Survey and Senior Executive Service	Funding for annual salary increases as determined by the Department of Personnel (DPA).	C.R.S. 24-50-104
Performance-based Pay Awards	Funding for base pay and non-base pay awards for performance as determined by DPA.	C.R.S. 24-50-104
Workers' Compensation and Payment to Rsk Management and Property Funds	Payment to DPA for liability insurance (does not include statutorily required fidelity bond coverage for employees).	
Operating Expenses	General non-employee costs of daily operations including ongoing and one-time expenses.	
Information Technology Asset Maintenance	Annual costs to upgrade and replace computers, printers and other information technology within Treasury.	
Legal Services	Fees paid to the Department of Law for counsel and representation.	
Purchase of Services from Computer Center	Fees for use of statewide computer center including access, equipment usage and storage costs.	
Capitol Complex Leased Space	Payment to DPA for maintaining the space in the Capitol occupied by Treasury (4,379 sq ft).	
Charter School Facilities Financing Services	Continuously appropriated moneys for the costs of administering the Charter School Intercept Program.	C.R.S. 22-30.5-406
Discretionary Fund	Statutorily authorized fund for additional costs of an elected official.	C.R.S. 24-9-105

Colorado Department of Treasury  
 FY 2010-11 Budget Request  
 Schedule 5: Line Item to Statute

**(2) Unclaimed Property Program**

Line Item Name	Line Item Description	Statutory Citation
Personal Services	Salaries and wages for all employees including contractual employees, the State contribution to the public employees retirement (PERA) fund, and the State share of federal Medicare.	C.R.S. 24-50-101 et. seq.
Operating Expenses	General non-employee costs of daily operations including ongoing and one-time expenses.	
Promotion & Correspondence	Costs associated with notifying owners of lost and forgotten assets held in trust by the State.	C.R.S. 38-13-111
Leased Space	Payment to Logan Tower Partnership for office space at 1580 Logan (3,466 sq ft).	
Contract Auditor Services	Payments fo Contractual Unclaimed Property Auditors.	

**(3) Special Purpose**

Line Item Name	Line Item Description	Statutory Citation
Senior Citizen and Disabled Veteran Property Tax	Constitutionally mandated payment of property tax for the qualified elderly citizens and disabled veterans.	C.R.S. 39-3-201
CoverColorado	Amount available for CoverColorado from the balance in the Unclaimed Property Trust Fund available after payment of current claims, estimate for future claims and operating expenses of the program.	C.R.S. 38-13-116.5
Fire & Police Pension Assn - Old Hire Plans	Continuously appropriated by permanent statute. Provided for purposes of complying with Article X, Section 20 of the constitution.	C.R.S. 31-30.5-307
HUTF - County Payments	Estimate of HUTF payments to counties provided for purposes of complying with Article X, Section 20 of the constitution.	C.R.S. 43-4-207
HUTF - Municipality Payments	Estimate of HUTF payments to cities provided for purposes of complying with Article X, Section 20 of the constitution.	C.R.S. 43-4-208

Colorado Department of Treasury  
FY 2010-11 Budget Request  
Schedule 6: Special Bills Summary

Bill Number	Short Bill Title	Line Items	FTE	Total Funds	General Fund	General Fund Exempt	Cash Funds	Cash Funds Exempt / Reappropriated Funds	Federal Funds
<b>FY 2009-10</b>									
SB 09-276	Suspend Property Tax Exemptions for Qualifying Seniors	<b>(3) Special Purpose</b> Senior Citizen and Disabled Veteran Property Tax Exemption	0.0	(\$90,400,000)	(\$90,400,000)	\$0	\$0	\$0	\$0
		<b>Total SB 09-276</b>	<b>0.0</b>	<b>(\$90,400,000)</b>	<b>(\$90,400,000)</b>	<b>\$0</b>	<b>\$0</b>	<b>\$0</b>	<b>\$0</b>
<b>FY 2009-10 Department Total</b>			<b>0.0</b>	<b>(\$90,400,000)</b>	<b>(\$90,400,000)</b>	<b>\$0</b>	<b>\$0</b>	<b>\$0</b>	<b>\$0</b>
<b>FY 2008-09</b>									
HB 08-1390	CoverColorado Long-term Funding	<b>(3) Special Purpose</b> CoverColorado	0.0	(\$11,164,862)	\$0	\$0	(\$11,164,862)	\$0	\$0
		<b>Total HB 08-1390</b>	<b>0.0</b>	<b>(\$11,164,862)</b>	<b>\$0</b>	<b>\$0</b>	<b>(\$11,164,862)</b>	<b>\$0</b>	<b>\$0</b>
SB 09-227	Assistance To Old Hire FPPA Plans	<b>(3) Special Purpose</b> Fire and Police Pension Assoc - Old Hire Plans	0.0	(\$25,321,079)	\$0	(\$25,321,079)	\$0	\$0	\$0
		<b>Total SB 09-227</b>	<b>0.0</b>	<b>(\$25,321,079)</b>	<b>\$0</b>	<b>(\$25,321,079)</b>	<b>\$0</b>	<b>\$0</b>	<b>\$0</b>
<b>FY 2008-09 Department Total</b>			<b>\$0</b>	<b>(\$36,485,941)</b>	<b>\$0</b>	<b>(\$25,321,079)</b>	<b>(\$11,164,862)</b>	<b>\$0</b>	<b>\$0</b>
<b>FY 2007-08</b>									
SB 07-049	Standard Health Care Provider Contracts	<b>(3) Special Purpose</b> CoverColorado	0.0	\$1,062,000	\$0	\$0	\$0	\$1,062,000	\$0
		<b>Total SB 07-049</b>	<b>0.0</b>	<b>\$1,062,000</b>	<b>\$0</b>	<b>\$0</b>	<b>\$0</b>	<b>\$1,062,000</b>	<b>\$0</b>
<b>FY 2007-08 Department Total</b>			<b>0.0</b>	<b>\$1,062,000</b>	<b>\$0</b>	<b>\$0</b>	<b>\$0</b>	<b>\$1,062,000</b>	<b>\$0</b>

Colorado Department of Treasury  
FY 2010-11 Budget Request  
Schedule 7: Supplemental Bills Summary

Bill Number	Line Items	FTE	Total Funds	General Fund	General Fund Exempt	Cash Funds	Cash Funds Exempt / Reappropriated Funds	Federal Funds
<b>FY 2009-10</b>								
		0.0	\$0	\$0	\$0	\$0	\$0	\$0
	<b>Total</b>	<b>0.0</b>	<b>\$0</b>	<b>\$0</b>	<b>\$0</b>	<b>\$0</b>	<b>\$0</b>	<b>\$0</b>
<b>FY 2008-09</b>								
SB 09-203	<b>(1) Administration</b>							
	Cyber Security	0.0	(\$25,792)	(\$25,792)	\$0	\$0	\$0	\$0
	Salary Reallocation	0.0	\$0	(\$62,670)	\$0	\$62,670	\$0	\$0
	Funding Mix Change	0.0	\$0	(\$176,634)	\$0	\$176,634	\$0	\$0
	<b>Total</b>	<b>\$0</b>	<b>(\$25,792)</b>	<b>(\$265,096)</b>	<b>\$0</b>	<b>\$239,304</b>	<b>\$0</b>	<b>\$0</b>
	<b>(2) Unclaimed Property Program</b>							
	Hiring Freeze Savings	1.0	(\$24,914)	\$0	\$0	(\$24,914)	\$0	\$0
	<b>Total</b>	<b>1.0</b>	<b>(24,914.0)</b>	<b>0.0</b>	<b>0.0</b>	<b>(24,914.0)</b>	<b>0.0</b>	<b>0.0</b>
	<b>(3) Special Purpose</b>							
	Fire and Police Pension Assoc - Old Hire Plans	0.0	(\$9,456,093)	\$0	(\$9,456,093)	\$0	\$0	\$0
	<b>Total</b>	<b>0.0</b>	<b>(9,456,093.0)</b>	<b>0.0</b>	<b>(9,456,093.0)</b>	<b>0.0</b>	<b>0.0</b>	<b>0.0</b>
	<b>Total SB 09-203</b>	<b>1.0</b>	<b>(9,506,799.0)</b>	<b>(265,096.0)</b>	<b>(9,456,093.0)</b>	<b>214,390.0</b>	<b>0.0</b>	<b>0.0</b>
<b>FY 2007-08</b>								
HB 08-1302	<b>(1) Administration</b>							
	Workers' Compensation & Pymt to Risk Mgmt	0.0	(\$48,280)	(\$48,280)	\$0	\$0	\$0	\$0
	Operating Expenses	0.0	\$9,042	\$9,042	\$0	\$0	\$0	\$0
	Purchase of Svcs from Computer Ctr	0.0	(\$477)	(\$477)	\$0	\$0	\$0	\$0
	Capitol Complex Leased Space	0.0	\$855	\$855	\$0	\$0	\$0	\$0
	Funding Mix Change	0.0	\$0	(\$33,822)	\$0	\$33,822	\$0	\$0
	<b>Total HB 08-1302</b>	<b>0.0</b>	<b>(\$38,860)</b>	<b>(\$72,682)</b>	<b>\$0</b>	<b>\$33,822</b>	<b>\$0</b>	<b>\$0</b>

**Department of Treasury**  
**Schedule 8: Common Policy Summary**

Fiscal Year	Total Funds	General Fund	Cash Funds	HUTF	Cash Funds Exempt	Reappropriated Funds	Federal Funds	Medicaid Cash Funds	Medicaid General Fund	Net General Fund
<b>Salary Survey and Senior Executive Services</b>										
FY 2007-08										
(1) Administration	\$32,825	\$32,825	\$0	\$0	\$0	\$0	\$0	\$0	\$0	\$32,825
(2) Unclaimed Property Program	\$17,043	\$0	\$17,043	\$0	\$0	\$0	\$0	\$0	\$0	\$0
Total Expenditures	\$49,868	\$32,825	\$17,043	\$0	\$0	\$0	\$0	\$0	\$0	\$32,825
Total Appropriated	\$49,868	\$32,825	\$17,043	\$0	\$0	\$0	\$0	\$0	\$0	\$32,825
(Under)/Over Expenditures	\$0	\$0	\$0	\$0	\$0	\$0	\$0	\$0	\$0	\$0
FY 2008-09										
(1) Administration	\$48,625	\$48,625	\$0	\$0	\$0	\$0	\$0	\$0	\$0	\$48,625
(2) Unclaimed Property Program	\$22,714	\$0	\$22,714	\$0	\$0	\$0	\$0	\$0	\$0	\$0
Total Estimated Expenditures	\$71,339	\$48,625	\$22,714	\$0	\$0	\$0	\$0	\$0	\$0	\$48,625
Total Appropriated	\$71,339	\$48,625	\$22,714	\$0	\$0	\$0	\$0	\$0	\$0	\$48,625
(Under)/Over Expenditures	\$0	\$0	\$0	\$0	\$0	\$0	\$0	\$0	\$0	\$0
FY 2009-10										
(1) Administration	\$0	\$0	\$0	\$0	\$0	\$0	\$0	\$0	\$0	\$0
(2) Unclaimed Property Program	\$0	\$0	\$0	\$0	\$0	\$0	\$0	\$0	\$0	\$0
Total Estimated Expenditures	\$0	\$0	\$0	\$0	\$0	\$0	\$0	\$0	\$0	\$0
Total Appropriated	\$0	\$0	\$0	\$0	\$0	\$0	\$0	\$0	\$0	\$0
(Under)/Over Expenditures	\$0	\$0	\$0	\$0	\$0	\$0	\$0	\$0	\$0	\$0
FY 2010-11 <i>(if there is a change from the base request)</i>										
(1) Administration	\$0	\$0	\$0	\$0	\$0	\$0	\$0	\$0	\$0	\$0
(2) Unclaimed Property Program	\$0	\$0	\$0	\$0	\$0	\$0	\$0	\$0	\$0	\$0
Total Estimated Expenditures	\$0	\$0	\$0	\$0	\$0	\$0	\$0	\$0	\$0	\$0
Total Appropriated	\$0	\$0	\$0	\$0	\$0	\$0	\$0	\$0	\$0	\$0
(Under)/Over Expenditures	\$0	\$0	\$0	\$0	\$0	\$0	\$0	\$0	\$0	\$0

**Department of Treasury**  
**Schedule 8: Common Policy Summary**

Fiscal Year	Total Funds	General Fund	Cash Funds	HUTF	Cash Funds Exempt	Reappropriated Funds	Federal Funds	Medicaid Cash Funds	Medicaid General Fund	Net General Fund
<b>Performance-based Pay</b>										
FY 2007-08										
(1) Administration	\$11,839	\$11,839	\$0	\$0	\$0	\$0	\$0	\$0	\$0	\$11,839
(2) Unclaimed Property Program	\$6,981	\$0	\$6,981	\$0	\$0	\$0	\$0	\$0	\$0	\$0
Total Expenditures	\$18,820	\$11,839	\$6,981	\$0	\$0	\$0	\$0	\$0	\$0	\$11,839
Total Appropriated	\$18,820	\$11,839	\$6,981	\$0	\$0	\$0	\$0	\$0	\$0	\$11,839
(Under)/Over Expenditures	\$0	\$0	\$0	\$0	\$0	\$0	\$0	\$0	\$0	\$0
FY 2008-09										
(1) Administration	\$16,623	\$16,623	\$0	\$0	\$0	\$0	\$0	\$0	\$0	\$16,623
(2) Unclaimed Property Program	\$8,539	\$0	\$8,539	\$0	\$0	\$0	\$0	\$0	\$0	\$0
Total Estimated Expenditures	\$25,162	\$16,623	\$8,539	\$0	\$0	\$0	\$0	\$0	\$0	\$16,623
Total Appropriated	\$25,162	\$16,623	\$8,539	\$0	\$0	\$0	\$0	\$0	\$0	\$16,623
(Under)/Over Expenditures	\$0	\$0	\$0	\$0	\$0	\$0	\$0	\$0	\$0	\$0
FY 2009-10										
(1) Administration	\$0	\$0	\$0	\$0	\$0	\$0	\$0	\$0	\$0	\$0
(2) Unclaimed Property Program	\$0	\$0	\$0	\$0	\$0	\$0	\$0	\$0	\$0	\$0
Total Estimated Expenditures	\$0	\$0	\$0	\$0	\$0	\$0	\$0	\$0	\$0	\$0
Total Appropriated	\$0	\$0	\$0	\$0	\$0	\$0	\$0	\$0	\$0	\$0
(Under)/Over Expenditures	\$0	\$0	\$0	\$0	\$0	\$0	\$0	\$0	\$0	\$0
FY 2010-11 (if there is a change from the base request)										
(1) Administration	\$0	\$0	\$0	\$0	\$0	\$0	\$0	\$0	\$0	\$0
(2) Unclaimed Property Program	\$0	\$0	\$0	\$0	\$0	\$0	\$0	\$0	\$0	\$0
Total Estimated Expenditures	\$0	\$0	\$0	\$0	\$0	\$0	\$0	\$0	\$0	\$0
Total Appropriated	\$0	\$0	\$0	\$0	\$0	\$0	\$0	\$0	\$0	\$0
(Under)/Over Expenditures	\$0	\$0	\$0	\$0	\$0	\$0	\$0	\$0	\$0	\$0

**Department of Treasury**  
**Schedule 8: Common Policy Summary**

Fiscal Year	Total Funds	General Fund	Cash Funds	HUTF	Cash Funds Exempt	Reappropriated Funds	Federal Funds	Medicaid Cash Funds	Medicaid General Fund	Net General Fund
<b>Amortization Equalization Disbursement</b>										
FY 2007-08										
(1) Administration	\$11,177	\$11,177	\$0	\$0	\$0	\$0	\$0	\$0	\$0	\$11,177
(2) Unclaimed Property Program	\$6,135	\$0	\$6,135	\$0	\$0	\$0	\$0	\$0	\$0	\$0
Total Expenditures	\$17,312	\$11,177	\$6,135	\$0	\$0	\$0	\$0	\$0	\$0	\$11,177
Total Appropriated	\$18,718	\$12,583	\$6,135	\$0	\$0	\$0	\$0	\$0	\$0	\$12,583
(Under)/Over Expenditures	(\$1,406)	(\$1,406)	\$0	\$0	\$0	\$0	\$0	\$0	\$0	(\$1,406)
FY 2008-09										
(1) Administration	\$15,808	\$15,808	\$0	\$0	\$0	\$0	\$0	\$0	\$0	\$15,808
(2) Unclaimed Property Program	\$10,219	\$0	\$10,219	\$0	\$0	\$0	\$0	\$0	\$0	\$0
Total Estimated Expenditures	\$26,027	\$15,808	\$10,219	\$0	\$0	\$0	\$0	\$0	\$0	\$15,808
Total Appropriated	\$27,290	\$17,071	\$10,219	\$0	\$0	\$0	\$0	\$0	\$0	\$17,071
(Under)/Over Expenditures	(\$1,263)	(\$1,263)	\$0	\$0	\$0	\$0	\$0	\$0	\$0	(\$1,263)
FY 2009-10										
(1) Administration	\$24,115	\$24,115	\$0	\$0	\$0	\$0	\$0	\$0	\$0	\$24,115
(2) Unclaimed Property Program	\$11,569	\$0	\$11,569	\$0	\$0	\$0	\$0	\$0	\$0	\$0
Total Estimated Expenditures	\$35,684	\$24,115	\$11,569	\$0	\$0	\$0	\$0	\$0	\$0	\$24,115
Total Appropriated	\$35,684	\$24,115	\$11,569	\$0	\$0	\$0	\$0	\$0	\$0	\$24,115
(Under)/Over Expenditures	\$0	\$0	\$0	\$0	\$0	\$0	\$0	\$0	\$0	\$0
FY 2010-11 (if there is a change from the base request)										
(1) Administration	\$0	\$0	\$0	\$0	\$0	\$0	\$0	\$0	\$0	\$0
(2) Unclaimed Property Program	\$0	\$0	\$0	\$0	\$0	\$0	\$0	\$0	\$0	\$0
Total Estimated Expenditures	\$0	\$0	\$0	\$0	\$0	\$0	\$0	\$0	\$0	\$0
Total Appropriated	\$0	\$0	\$0	\$0	\$0	\$0	\$0	\$0	\$0	\$0
(Under)/Over Expenditures	\$0	\$0	\$0	\$0	\$0	\$0	\$0	\$0	\$0	\$0

**Department of Treasury**  
**Schedule 8: Common Policy Summary**

Fiscal Year	Total Funds	General Fund	Cash Funds	HUTF	Cash Funds Exempt	Reappropriated Funds	Federal Funds	Medicaid Cash Funds	Medicaid General Fund	Net General Fund
<b>Supplemental Amortization Equalization Disbursement</b>										
FY 2007-08										
(1) Administration	\$2,099	\$2,099	\$0	\$0	\$0	\$0	\$0	\$0	\$0	\$2,099
(2) Unclaimed Property Program	\$1,278	\$0	\$1,278	\$0	\$0	\$0	\$0	\$0	\$0	\$0
Total Expenditures	\$3,377	\$2,099	\$1,278	\$0	\$0	\$0	\$0	\$0	\$0	\$2,099
Total Appropriated	\$3,760	\$2,482	\$1,278	\$0	\$0	\$0	\$0	\$0	\$0	\$2,482
(Under)/Over Expenditures	(\$383)	(\$383)	\$0	\$0	\$0	\$0	\$0	\$0	\$0	(\$383)
FY 2008-09										
(1) Administration	\$7,509	\$7,509	\$0	\$0	\$0	\$0	\$0	\$0	\$0	\$7,509
(2) Unclaimed Property Program	\$4,543	\$0	\$4,543	\$0	\$0	\$0	\$0	\$0	\$0	\$0
Total Estimated Expenditures	\$12,052	\$7,509	\$4,543	\$0	\$0	\$0	\$0	\$0	\$0	\$7,509
Total Appropriated	\$12,262	\$7,719	\$4,543	\$0	\$0	\$0	\$0	\$0	\$0	\$7,719
(Under)/Over Expenditures	(\$210)	(\$210)	\$0	\$0	\$0	\$0	\$0	\$0	\$0	(\$210)
FY 2009-10										
(1) Administration	\$14,586	\$14,586	\$0	\$0	\$0	\$0	\$0	\$0	\$0	\$14,586
(2) Unclaimed Property Program	\$7,694	\$0	\$7,694	\$0	\$0	\$0	\$0	\$0	\$0	\$0
Total Estimated Expenditures	\$22,280	\$14,586	\$7,694	\$0	\$0	\$0	\$0	\$0	\$0	\$14,586
Total Appropriated	\$22,280	\$14,586	\$7,694	\$0	\$0	\$0	\$0	\$0	\$0	\$14,586
(Under)/Over Expenditures	\$0	\$0	\$0	\$0	\$0	\$0	\$0	\$0	\$0	\$0
FY 2010-11 <i>(if there is a change from the base request)</i>										
(1) Administration	\$0	\$0	\$0	\$0	\$0	\$0	\$0	\$0	\$0	\$0
(2) Unclaimed Property Program	\$0	\$0	\$0	\$0	\$0	\$0	\$0	\$0	\$0	\$0
Total Estimated Expenditures	\$0	\$0	\$0	\$0	\$0	\$0	\$0	\$0	\$0	\$0
Total Appropriated	\$0	\$0	\$0	\$0	\$0	\$0	\$0	\$0	\$0	\$0
(Under)/Over Expenditures	\$0	\$0	\$0	\$0	\$0	\$0	\$0	\$0	\$0	\$0



**Department of Treasury**  
**Schedule 8: Common Policy Summary**

Fiscal Year	Total Funds	General Fund	Cash Funds	HUTF	Cash Funds Exempt	Reappropriated Funds	Federal Funds	Medicaid Cash Funds	Medicaid General Fund	Net General Fund
<b>Health, Life, and Dental</b>										
FY 2007-08										
(1) Administration	\$60,329	\$60,329	\$0	\$0	\$0	\$0	\$0	\$0	\$0	\$60,329
(2) Unclaimed Property Program	\$40,070	\$0	\$40,070	\$0	\$0	\$0	\$0	\$0	\$0	\$0
Total Expenditures	\$100,399	\$60,329	\$40,070	\$0	\$0	\$0	\$0	\$0	\$0	\$60,329
Total Appropriated	\$122,282	\$82,212	\$40,070	\$0	\$0	\$0	\$0	\$0	\$0	\$82,212
(Under)/Over Expenditures	(\$21,883)	(\$21,883)	\$0	\$0	\$0	\$0	\$0	\$0	\$0	(\$21,883)
FY 2008-09										
(1) Administration	\$64,309	\$64,309	\$0	\$0	\$0	\$0	\$0	\$0	\$0	\$64,309
(2) Unclaimed Property Program	\$58,899	\$0	\$58,899	\$0	\$0	\$0	\$0	\$0	\$0	\$0
Total Estimated Expenditures	\$123,208	\$64,309	\$58,899	\$0	\$0	\$0	\$0	\$0	\$0	\$64,309
Total Appropriated	\$141,369	\$82,470	\$58,899	\$0	\$0	\$0	\$0	\$0	\$0	\$82,470
(Under)/Over Expenditures	(\$18,161)	(\$18,161)	\$0	\$0	\$0	\$0	\$0	\$0	\$0	(\$18,161)
FY 2009-10										
(1) Administration	\$78,939	\$78,939	\$0	\$0	\$0	\$0	\$0	\$0	\$0	\$78,939
(2) Unclaimed Property Program	\$66,879	\$0	\$66,879	\$0	\$0	\$0	\$0	\$0	\$0	\$0
Total Estimated Expenditures	\$145,818	\$78,939	\$66,879	\$0	\$0	\$0	\$0	\$0	\$0	\$78,939
Total Appropriated	\$145,818	\$78,939	\$66,879	\$0	\$0	\$0	\$0	\$0	\$0	\$78,939
(Under)/Over Expenditures	\$0	\$0	\$0	\$0	\$0	\$0	\$0	\$0	\$0	\$0
FY 2010-11 (if there is a change from the base request)										
(1) Administration	\$0	\$0	\$0	\$0	\$0	\$0	\$0	\$0	\$0	\$0
(2) Unclaimed Property Program	\$0	\$0	\$0	\$0	\$0	\$0	\$0	\$0	\$0	\$0
Total Estimated Expenditures	\$0	\$0	\$0	\$0	\$0	\$0	\$0	\$0	\$0	\$0
Total Appropriated	\$0	\$0	\$0	\$0	\$0	\$0	\$0	\$0	\$0	\$0
(Under)/Over Expenditures	\$0	\$0	\$0	\$0	\$0	\$0	\$0	\$0	\$0	\$0

**Department of Treasury**  
**Schedule 8: Common Policy Summary**

Fiscal Year	Total Funds	General Fund	Cash Funds	HUTF	Cash Funds Exempt	Reappropriated Funds	Federal Funds	Medicaid Cash Funds	Medicaid General Fund	Net General Fund
<b>Short-term Disability</b>										
FY 2007-08										
(1) Administration	\$1,243	\$1,243	\$0	\$0	\$0	\$0	\$0	\$0	\$0	\$1,243
(2) Unclaimed Property Program	\$665	\$0	\$665	\$0	\$0	\$0	\$0	\$0	\$0	\$0
Total Expenditures	\$1,908	\$1,243	\$665	\$0	\$0	\$0	\$0	\$0	\$0	\$1,243
Total Appropriated	\$2,043	\$1,378	\$665	\$0	\$0	\$0	\$0	\$0	\$0	\$1,378
(Under)/Over Expenditures	(\$135)	(\$135)	\$0	\$0	\$0	\$0	\$0	\$0	\$0	(\$135)
FY 2008-09										
(1) Administration	\$1,417	\$1,417	\$0	\$0	\$0	\$0	\$0	\$0	\$0	\$1,417
(2) Unclaimed Property Program	\$702	\$0	\$702	\$0	\$0	\$0	\$0	\$0	\$0	\$0
Total Estimated Expenditures	\$2,119	\$1,417	\$702	\$0	\$0	\$0	\$0	\$0	\$0	\$1,417
Total Appropriated	\$2,119	\$1,417	\$702	\$0	\$0	\$0	\$0	\$0	\$0	\$1,417
(Under)/Over Expenditures	\$0	\$0	\$0	\$0	\$0	\$0	\$0	\$0	\$0	\$0
FY 2009-10										
(1) Administration	\$1,645	\$1,645	\$0	\$0	\$0	\$0	\$0	\$0	\$0	\$1,645
(2) Unclaimed Property Program	\$787	\$0	\$787	\$0	\$0	\$0	\$0	\$0	\$0	\$0
Total Estimated Expenditures	\$2,432	\$1,645	\$787	\$0	\$0	\$0	\$0	\$0	\$0	\$1,645
Total Appropriated	\$2,432	\$1,645	\$787	\$0	\$0	\$0	\$0	\$0	\$0	\$1,645
(Under)/Over Expenditures	\$0	\$0	\$0	\$0	\$0	\$0	\$0	\$0	\$0	\$0
FY 2010-11 (if there is a change from the base request)										
(1) Administration	\$0	\$0	\$0	\$0	\$0	\$0	\$0	\$0	\$0	\$0
(2) Unclaimed Property Program	\$0	\$0	\$0	\$0	\$0	\$0	\$0	\$0	\$0	\$0
Total Estimated Expenditures	\$0	\$0	\$0	\$0	\$0	\$0	\$0	\$0	\$0	\$0
Total Appropriated	\$0	\$0	\$0	\$0	\$0	\$0	\$0	\$0	\$0	\$0
(Under)/Over Expenditures	\$0	\$0	\$0	\$0	\$0	\$0	\$0	\$0	\$0	\$0

**Department of Treasury**  
**Schedule 8: Common Policy Summary**

Fiscal Year	Total Funds	General Fund	Cash Funds	HUTF	Cash Funds Exempt	Reappropriated Funds	Federal Funds	Medicaid Cash Funds	Medicaid General Fund	Net General Fund
<b>Legal Services</b>										
FY 2007-08										
(1) Administration	\$19,154	\$19,154	\$0	\$0	\$0	\$0	\$0	\$0	\$0	\$19,154
(2) Unclaimed Property Program	\$20,709	\$0	\$20,709	\$0	\$0	\$0	\$0	\$0	\$0	\$0
Total Expenditures	\$39,863	\$19,154	\$20,709	\$0	\$0	\$0	\$0	\$0	\$0	\$19,154
Total Appropriated	\$41,418	\$20,709	\$20,709	\$0	\$0	\$0	\$0	\$0	\$0	\$20,709
(Under)/Over Expenditures	(\$1,555)	(\$1,555)	\$0	\$0	\$0	\$0	\$0	\$0	\$0	(\$1,555)
FY 2008-09										
(1) Administration	\$17,820	\$17,820	\$0	\$0	\$0	\$0	\$0	\$0	\$0	\$17,820
(2) Unclaimed Property Program	\$21,591	\$0	\$21,591	\$0	\$0	\$0	\$0	\$0	\$0	\$0
Total Estimated Expenditures	\$39,411	\$17,820	\$21,591	\$0	\$0	\$0	\$0	\$0	\$0	\$17,820
Total Appropriated	\$43,182	\$21,591	\$21,591	\$0	\$0	\$0	\$0	\$0	\$0	\$21,591
(Under)/Over Expenditures	(\$3,771)	(\$3,771)	\$0	\$0	\$0	\$0	\$0	\$0	\$0	(\$3,771)
FY 2009-10										
(1) Administration	\$21,672	\$21,672	\$0	\$0	\$0	\$0	\$0	\$0	\$0	\$21,672
(2) Unclaimed Property Program	\$21,672	\$0	\$21,672	\$0	\$0	\$0	\$0	\$0	\$0	\$0
Total Estimated Expenditures	\$43,344	\$21,672	\$21,672	\$0	\$0	\$0	\$0	\$0	\$0	\$21,672
Total Appropriated	\$43,344	\$21,672	\$21,672	\$0	\$0	\$0	\$0	\$0	\$0	\$21,672
(Under)/Over Expenditures	\$0	\$0	\$0	\$0	\$0	\$0	\$0	\$0	\$0	\$0
FY 2010-11 <i>(if there is a change from the base request)</i>										
(1) Administration	\$0	\$0	\$0	\$0	\$0	\$0	\$0	\$0	\$0	\$0
(2) Unclaimed Property Program	\$0	\$0	\$0	\$0	\$0	\$0	\$0	\$0	\$0	\$0
Total Estimated Expenditures	\$0	\$0	\$0	\$0	\$0	\$0	\$0	\$0	\$0	\$0
Total Appropriated	\$0	\$0	\$0	\$0	\$0	\$0	\$0	\$0	\$0	\$0
(Under)/Over Expenditures	\$0	\$0	\$0	\$0	\$0	\$0	\$0	\$0	\$0	\$0

**Department of Treasury**  
**Schedule 8: Common Policy Summary**

Fiscal Year	Total Funds	General Fund	Cash Funds	HUTF	Cash Funds Exempt	Reappropriated Funds	Federal Funds	Medicaid Cash Funds	Medicaid General Fund	Net General Fund
<b>TOTALS</b>										
FY 2007-08										
(1) Administration	\$138,666	\$138,666	\$0	\$0	\$0	\$0	\$0	\$0	\$0	\$138,666
(2) Unclaimed Property Program	\$92,881	\$0	\$92,881	\$0	\$0	\$0	\$0	\$0	\$0	\$0
Total Expenditures	\$231,547	\$138,666	\$92,881	\$0	\$0	\$0	\$0	\$0	\$0	\$138,666
Total Appropriated	\$256,909	\$164,028	\$92,881	\$0	\$0	\$0	\$0	\$0	\$0	\$164,028
(Under)/Over Expenditures	(\$25,362)	(\$25,362)	\$0	\$0	\$0	\$0	\$0	\$0	\$0	(\$25,362)
FY 2008-09										
(1) Administration	\$172,111	\$172,111	\$0	\$0	\$0	\$0	\$0	\$0	\$0	\$172,111
(2) Unclaimed Property Program	\$127,207	\$0	\$127,207	\$0	\$0	\$0	\$0	\$0	\$0	\$0
Total Estimated Expenditures	\$299,318	\$172,111	\$127,207	\$0	\$0	\$0	\$0	\$0	\$0	\$172,111
Total Appropriated	\$322,723	\$195,516	\$127,207	\$0	\$0	\$0	\$0	\$0	\$0	\$195,516
(Under)/Over Expenditures	(\$23,405)	(\$23,405)	\$0	\$0	\$0	\$0	\$0	\$0	\$0	(\$23,405)
FY 2009-10										
(1) Administration	\$140,957	\$140,957	\$0	\$0	\$0	\$0	\$0	\$0	\$0	\$140,957
(2) Unclaimed Property Program	\$108,601	\$0	\$108,601	\$0	\$0	\$0	\$0	\$0	\$0	\$0
Total Estimated Expenditures	\$249,558	\$140,957	\$108,601	\$0	\$0	\$0	\$0	\$0	\$0	\$140,957
Total Appropriated	\$249,558	\$140,957	\$108,601	\$0	\$0	\$0	\$0	\$0	\$0	\$140,957
(Under)/Over Expenditures	\$0	\$0	\$0	\$0	\$0	\$0	\$0	\$0	\$0	\$0
FY 2010-11 (if there is a change from the base request)										
(1) Administration	\$0	\$0	\$0	\$0	\$0	\$0	\$0	\$0	\$0	\$0
(2) Unclaimed Property Program	\$0	\$0	\$0	\$0	\$0	\$0	\$0	\$0	\$0	\$0
Total Estimated Expenditures	\$0	\$0	\$0	\$0	\$0	\$0	\$0	\$0	\$0	\$0
Total Appropriated	\$0	\$0	\$0	\$0	\$0	\$0	\$0	\$0	\$0	\$0
(Under)/Over Expenditures	\$0	\$0	\$0	\$0	\$0	\$0	\$0	\$0	\$0	\$0

## Schedule 9A: Cash Funds Reports

Department of:  
 FY 2010-11 Budget Request  
 Fund 406 - AIR Account  
 42-3-304(18), C.R.S. (2009)

Available Liquid Cash Fund Balance	Actual	Actual	Estimated	Requested	Projected
	FY 2007-08	FY 2008-09	FY 2009-10	FY 2010-11	FY 2011-12
<b>Cash in Beginning Fund Balance <sup>1</sup></b>	<b>\$2,900,657</b>	<b>\$3,225,404</b>	<b>\$2,837,377</b>	<b>\$2,431,198</b>	<b>\$1,995,712</b>
Actual / anticipated accounts receivable collections	\$483,476	(\$82,795)	\$0	\$0	\$0
Actual / anticipated fees collections	\$6,557,761	\$6,740,067	\$6,684,296	\$6,748,738	\$6,813,979
Actual / anticipated cash transferred in	\$516,395	\$332,603	\$449,127	\$453,457	\$457,841
Actual / anticipated other noncash assets converted to cash <sup>2</sup>	\$0	\$0	\$0	\$0	\$0
<b>Actual / Anticipated Cash Inflow During Fiscal Year</b>	<b>\$7,557,632</b>	<b>\$6,989,875</b>	<b>\$7,133,423</b>	<b>\$7,202,195</b>	<b>\$7,271,820</b>
Actual / appropriated / projected cash expenditures	\$7,297,826	\$7,413,966	\$7,539,602	\$7,637,682	\$7,637,682
Actual / anticipated cash used to pay short-term liabilities	(\$64,941)	(\$36,064)	\$0	\$0	\$0
Actual / anticipated nonappropriated debit service payments	\$0	\$0	\$0	\$0	\$0
Actual / anticipated nonappropriated loan issuances	\$0	\$0	\$0	\$0	\$0
Actual / anticipated other uses of cash <sup>3</sup>	\$0	\$0	\$0	\$0	\$0
<b>Actual / Appropriated Cash Outflow During Fiscal Year</b>	<b>\$7,232,885</b>	<b>\$7,377,902</b>	<b>\$7,539,602</b>	<b>\$7,637,682</b>	<b>\$7,637,682</b>
<b>Available Liquid Fund Balance Prior to New Requests</b>	<b>\$3,225,404</b>	<b>\$2,837,377</b>	<b>\$2,431,198</b>	<b>\$1,995,712</b>	<b>\$1,629,850</b>
Decision Item #1 - "Sample A"	N/A	N/A	N/A	\$0	\$0
Decision Item #2 - "Sample B"	N/A	N/A	N/A	\$0	\$0
<b>Change Requests Using Liquid Assets</b>	<b>N/A</b>	<b>N/A</b>	<b>N/A</b>	<b>\$0</b>	<b>\$0</b>
<b>Actual / Anticipated Liquid Fund Balance</b>	<b>\$3,225,404</b>	<b>\$2,837,377</b>	<b>\$2,431,198</b>	<b>\$1,995,712</b>	<b>\$1,629,850</b>

1 - Include only cash - exclude all other assets such as, receivables, investments, prepaids, capital assets, accumulated depreciation, and all short-term and long-term liabilities

2 - Includes sales of capital assets, sales of investments, collections of loans, etc.

3 - Includes nonappropriated purchases of capital assets and investments, new prepaid expense recorded, etc.

Fee Levels (if applicable)	Actual	Actual	Estimated	Request	Projected
	FY 2007-08	FY 2008-09	FY 2009-10	FY 2010-11	FY 2011-12
1. \$0.50 Fee	\$2,256,254	\$2,312,465	\$2,313,636	\$2,342,872	\$2,372,477
2. \$1.50 Fee	\$3,142,146	\$3,232,000	\$3,173,646	\$3,189,514	\$3,205,462
3. Inspection Stations	\$237,772	\$259,461	\$240,156	\$241,356	\$242,563
4. Diesel Fees	\$921,589	\$936,141	\$956,858	\$974,996	\$993,477

## Schedule 9A: Cash Funds Reports

Department of:  
 FY 2010-11 Budget Request  
 Fund 406 - AIR Account  
 42-3-304(18), C.R.S. (2009)

Cash Fund Reserve Balance <sup>1</sup>	Actual	Actual	Estimated	Request	Projected
	FY 2007-08	FY 2008-09	FY 2009-10	FY 2010-11	FY 2011-12
Uncommitted Fee Reserve Balance (total reserve balance minus exempt assets and previously appropriated funds; calculated based on % of revenue from fees)	\$3,424,077	\$3,194,760	2,278,128	1,870,060	1,527,233
Target/Alternative Fee Reserve Balance (amount set in statute or 16.5% of total expenses)	\$1,204,141	\$1,223,304	\$1,244,034	\$1,260,218	\$1,260,218
<b>Excess Uncommitted Fee Reserve Balance</b>	<b>\$2,219,936</b>	<b>\$1,971,456</b>	<b>\$1,034,093</b>	<b>\$609,842</b>	<b>\$267,015</b>
Assessment of Potential for Compliance (check all that apply)	<input type="checkbox"/> Already in Compliance <input type="checkbox"/> Statute Change <sup>2</sup> <input type="checkbox"/> Planned Fee Reduction <sup>2</sup> <input type="checkbox"/> Planned One-time Expenditure(s) <sup>1</sup> <input checked="" type="checkbox"/> Planned Ongoing Expenditure(s) <sup>2</sup> <input type="checkbox"/> Waiver <sup>3</sup>				

1. This section is not required for funds outlined in 24-75-402 (5), C.R.S. (2008)

2. If plan is needed to meet compliance deadline, attach Form 9.B.

3. If pursuing a waiver, attach Form 9.C.

Cash Fund Narrative Information	
Purpose/Background of Fund	Created in 1986, revenues in this fund are used to support the costs of motor vehicle emissions activities. Excess revenues have been used to fund other environmental pollution control programs.
Fee Sources	Fees are set in statute and are collected at the time of vehicle registration.
Non-Fee Sources	Non-fee sources are fines collected and interest earned. These are expected to continue and most recently equaled approximately 4.7% of total revenues.
Long Bill Groups Supported by Fund	Treasury transfers moneys to the Dept of Public Health and Environment and the Dept of Revenue.
Non-appropriated Fund Obligations	N/A
Statutory or Other Restriction on Use of Fund	Treasury acts as a pass-through for moneys collected by the Dept of Revenue. Moneys are transferred up to the amount of the appropriations to the two departments.
Revenue Drivers	Revenues collected are dependent on cars registered each year. Revenue estimates for current and future years are the Dept of Public Health and Environment's estimates.
Expenditure Drivers	Expenditures are based on appropriations made.
Explanation of any Long-term Liability Funding Requirements	N/A

Schedule 9A: Cash Funds Reports

Department of:

FY 2010-11 Budget Request

Fund 406 - AIR Account

42-3-304(18), C.R.S. (2009)

Fund Expenditures Detail	Actual	Actual	Estimated	Request	Projected
	FY 2007-08	FY 2008-09	FY 2009-10	FY 2010-11	FY 2011-12
<b>Division Name</b>					
Dept of Public Health & Environment	\$5,994,379	\$6,072,507	\$6,074,209	\$6,098,753	\$6,098,753
Dept of Revenue	\$1,303,447	\$1,341,459	\$1,465,393	\$1,538,929	\$1,538,929
Decision Item # (*) and Title	N/A	N/A	N/A	\$0	\$0
<b>TOTAL</b>	<b>\$7,297,826</b>	<b>\$7,413,966</b>	<b>\$7,539,602</b>	<b>\$7,637,682</b>	<b>\$7,637,682</b>

Colorado Department of Treasury  
 FY 2010-11 Budget Cycle  
 FY 2008-09 Divisional Personal Services Detail

(1) ADMINISTRATION

	FY 2007-08		FY 2008-09	
	FTE	Expenditures	FTE	Expenditures
Appropriated Amount Related to Personal Services	16.0	\$1,179,635	16.0	\$1,236,712
Allocation of POTS funding to Division	N/A	\$44,664	N/A	\$65,248
<b>Total Spending Authority in Division for Personal Services</b>	<b>16.0</b>	<b>\$1,224,299</b>	<b>16.0</b>	<b>\$1,301,960</b>
<b>Full- and Part-Time Employee Expenditures (including Salary Survey and Performance-based Pay)</b>	<b>14.2</b>	<b>\$999,268</b>	<b>15.1</b>	<b>\$1,125,163</b>
PERA and Medicare Costs	N/A	\$113,910	N/A	\$128,021
State Temporary Staff	N/A	\$3,184	N/A	\$16,660
Sick and Annual Leave Payouts	0.0	\$7,328	0.0	\$0
Contract Services	N/A	\$49,860	N/A	\$0
Other Expenditures: <i>Net Payroll Shift</i>	N/A	(\$670)	N/A	\$645
<b>Total Temporary, Contract, and Other Expenditures</b>	<b>0.0</b>	<b>\$173,612</b>	<b>0.0</b>	<b>\$145,326</b>
POTS Expenditures (excluding Salary Survey and Performance-based Pay)	N/A	\$11,126	N/A	\$13,928
Roll Forwards	N/A	\$0	N/A	\$0
<b>Total Expenditures for Division</b>	<b>14.2</b>	<b>\$1,184,006</b>	<b>15.1</b>	<b>\$1,284,417</b>
<b>Amount Under/(Over) Expended</b>	<b>1.8</b>	<b>\$40,293</b>	<b>0.9</b>	<b>\$17,543</b>



Colorado Department of Treasury  
FY 2010-11 Budget Cycle  
FY 2008-09 Position Detail

**(1) ADMINISTRATION; Personal Services**

Position Code	Position Type	FY 2007-08		FY 2008-09	
		FTE	Expenditures	FTE	Expenditures
	State Treasurer	1.0	\$68,500	1.0	\$68,500
	Deputy State Treasurer	1.0	\$93,096	1.0	\$95,424
H8H3XX	Investment Officer III	1.0	\$104,988	1.0	\$110,304
H8H2XX	Investment Officer II	2.0	\$185,136	2.0	\$194,496
H6G8XX	Management	1.0	\$106,572	1.0	\$112,044
H6G4XX	General Professional IV	0.5	\$36,860	1.8	\$137,118
H8B3XX	Accounting Tech III	2.0	\$81,024	2.0	\$85,128
H8B2XX	Accounting Tech II	0.7	\$22,630	0.8	\$26,351
G3A3XX	Admin Assistant II	1.0	\$34,627	0.5	\$17,134
H8A3XX	Accountant III	2.0	\$153,599	2.0	\$160,752
H8A2XX	Accountant II	1.0	\$62,340	1.0	\$65,496
H8A1XX	Accountant I	1.0	\$49,896	1.0	\$52,416
		0.0	\$0	0.0	\$0
		0.0	\$0	0.0	\$0
		0.0	\$0	0.0	\$0
<b>Total Full and Part-time Employee Expenditures</b>		<b>14.2</b>	<b>\$999,268</b>	<b>15.1</b>	<b>\$1,125,163</b>
PERA and Medicare Costs		N/A	\$113,910	N/A	\$128,021
State Temporary Employees		N/A	\$3,184	N/A	\$16,660
Sick and Annual Leave Payouts		0.0	\$7,328	0.0	\$0
Contract Services		N/A	\$49,860	N/A	\$0
Other Expenditures: <b>Net Payroll Shift</b>		N/A	(\$670)	N/A	\$645
<b>Total Temporary, Contract, and Other Expenditures</b>		<b>0.0</b>	<b>\$173,612</b>	<b>0.0</b>	<b>\$145,326</b>
POTS Expenditures (excluding Salary Survey and Performance-based Pay already included above): <b>Non-Base Performance</b>		N/A	\$11,126	N/A	\$13,928
Roll Forwards		N/A	\$0	N/A	\$0
<b>Total Expenditures for Line Item</b>		<b>14.2</b>	<b>\$1,184,006</b>	<b>15.1</b>	<b>\$1,284,417</b>
<b>Total Spending Authority for Line Item</b>		<b>16.0</b>	<b>\$1,224,299</b>	<b>16.0</b>	<b>\$1,301,960</b>
<b>Amount Under/(Over) Expended</b>		<b>1.8</b>	<b>\$40,293</b>	<b>0.9</b>	<b>\$17,543</b>
<i>Explanation of Reversion / Overexpenditure: <b>FY 2008-09</b>: One GP IV position is filled at 90% time; and the second GP IV position was filled after 7/1/08. Secondly, the Accounting Tech II took an extended, unpaid maturity leave. Lastly, the Admin Assistant II position was vacant and performed by temporary workers for 6.5 months. <b>FY 2007-08</b>: One of the GP IV positions was vacant for 9 months, and Treasury only utilized a consultant for part of that time and on a part-time basis. The other GP IV position was also vacant for 9 months, but Treasury utilized a consultant for that entire time. Lastly, the Accounting Tech II position was vacant for 3 months.</i>					
Approved Adjustments to FY 2008-09 Appropriation		FTE	Total Funds	FTE	Total Funds
20% of Performance-based Pay Allocation		N/A	\$0	N/A	(\$3,325)
Annualization of _____		0.0	\$0	0.0	\$0
Decision Item # _____		0.0	\$0	0.0	\$0
Joint Budget Committee Action for _____		0.0	\$0	0.0	\$0
<b>Total Change from FY 2008-09 to FY 2009-10</b>		<b>0.0</b>	<b>\$0</b>	<b>0.0</b>	<b>(\$3,325)</b>
<b>FY 2009-10 Appropriation</b>		<b>0.0</b>	<b>\$0</b>	<b>16.0</b>	<b>\$1,298,635</b>

Colorado Department of Treasury  
 FY 2010-11 Budget Cycle  
 FY 2008-09 Object Code Detail

**(1) ADMINISTRATION; Operating Expenses**

Object Code	Object Code Description	FY 2007-08 Expenditures	FY 2008-09 Expenditures
1920	Personal Svcs - Professional	\$0	\$5,943
2230	Equip Maintenance/Repair Svcs	\$165	\$172
2232	IT Software Mntc/Upgrade Svcs	\$8,400	\$8,900
2251	Rental/Lease Motor Pool Veh	\$300	\$0
2254	Rental of Motor Vehicles	\$150	\$0
2260	Rental of IT Equip - PCs	\$51,463	\$55,509
2510	In-State Travel	\$150	\$0
2513	In-State Pers Veh Reimbursement	\$380	\$163
2530	Out-of-State Travel	\$752	\$429
2531	OS Common Carrier Fares	\$587	\$365
2630	Comm Svcs from Div of Telecom	\$12,706	\$10,090
2631	Comm Svcs from Outside Sources	\$50	\$1,763
2660	Insurance, Other than Emp Benefits	\$3,500	\$3,500
2680	Printing/Reproduction Services	\$2,395	\$2,688
2820	Other Purchased Services	\$1,933	\$2,343
3115	Data Processing Supplies	\$1,370	\$936
3117	Educational Supplies	\$0	\$171
3120	Books/Periodicals/Subscriptions	\$12,317	\$46,217
3121	Office Supplies	\$3,117	\$2,008
3123	Postage	\$5,178	\$3,966
3124	Printing/Copy Supplies	\$0	\$65
3128	Noncapitalized Equipment	\$0	\$156
4100	Other Operating Expenses	\$1,110	\$792
4140	Dues and Memberships	\$2,050	\$1,736
4220	Registration Fees	\$1,815	\$972
<b>Total Expenditures Denoted in Object Codes</b>		<b>\$109,888</b>	<b>\$148,884</b>
Transfers		\$0	\$0
Roll Forwards		\$0	\$0
<b>Total Expenditures for Line Item</b>		<b>\$109,888</b>	<b>\$148,884</b>
<b>Total Spending Authority for Line Item</b>		<b>\$116,807</b>	<b>\$240,794</b>
<b>Amount Under/(Over) Expended</b>		<b>\$6,919</b>	<b>\$91,910</b>
<i>Explanation of Reversion / Overexpenditure: FY 2008-09: \$37,600 for CyberSecurity unspent; \$8,740 for web programming unspent; \$22,300 for Treasury publications unspent; \$9,285 for BondEdge saved because subscription started late in September; balance of reversion due to miscellaneous spending reductions. FY 2007-08: Miscellaneous spending reductions.</i>			
Approved Adjustments to FY 2008-09 Appropriation		Total Funds	Total Funds
Removal of one-time funding		\$0	\$0
Add Back FY 2008-09 Cyber Security supplemental reduction		\$0	\$25,792
Annualization of _____		\$0	\$0
Decision Item - Non prioritized statewide, mail		\$0	\$190
Joint Budget Committee Action for BA - NAST dues		\$0	\$800
Joint Budget Committee Action for BA - 10% GF reduction		\$0	(\$41,591)
<b>Total Change from FY 2008-09 to FY 2009-10</b>		<b>\$0</b>	<b>(\$14,809)</b>
<b>FY 2009-10 Appropriation</b>		<b>\$0</b>	<b>\$225,985</b>

Colorado Department of Treasury  
FY 2010-11 Budget Cycle  
FY 2008-09 Divisional Personal Services Detail

**(2) UNCLAIMED PROPERTY**

	FY 2007-08		FY 2008-09	
	FTE	Expenditures	FTE	Expenditures
Appropriated Amount Related to Personal Services	10.0	\$666,851	13.5	\$713,086
Allocation of POTS funding to Division	N/A	\$24,024	N/A	\$31,253
<b>Total Spending Authority in Division for Personal Services</b>	<b>10.0</b>	<b>\$690,875</b>	<b>13.5</b>	<b>\$744,339</b>
<b>Full- and Part-Time Employee Expenditures (including Salary Survey and Performance-based Pay)</b>	<b>9.0</b>	<b>478,176</b>	<b>9.2</b>	<b>517,511</b>
PERA and Medicare Costs	N/A	\$54,999	N/A	\$59,774
State Temporary Staff	N/A	\$127,493	N/A	\$137,251
Sick and Annual Leave Payouts	0.0	\$1,065	0.0	\$0
Contract Services	N/A	\$0	N/A	\$0
Other Expenditures	N/A	\$0	N/A	\$0
<b>Total Temporary, Contract, and Other Expenditures</b>	<b>0.0</b>	<b>\$183,557</b>	<b>0.0</b>	<b>\$197,025</b>
POTS Expenditures (excluding Salary Survey and Performance-based Pay)	N/A	\$5,659	N/A	\$8,875
Roll Forwards	N/A	\$0	N/A	\$0
<b>Total Expenditures for Division</b>	<b>9.0</b>	<b>\$667,392</b>	<b>9.2</b>	<b>\$723,411</b>
<b>Amount Under/(Over) Expended</b>	<b>1.0</b>	<b>\$23,483</b>	<b>4.3</b>	<b>\$20,928</b>

Colorado Department of Treasury  
 FY 2010-11 Budget Cycle  
 FY 2008-09 Position Detail

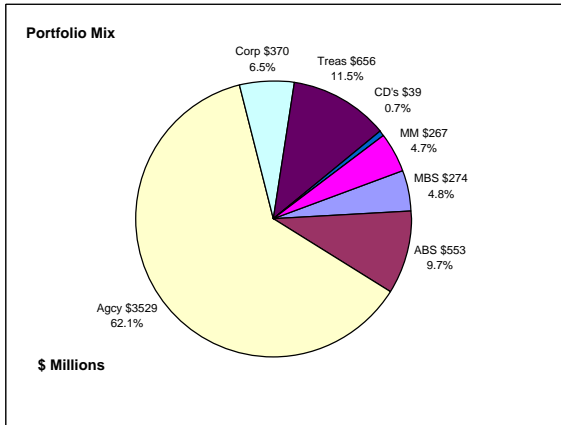
**(2) UNCLAIMED PROPERTY; Personal Services**

Position Code	Position Type	FY 2007-08		FY 2008-09	
		FTE	Expenditures	FTE	Expenditures
H6G6XX	General Professional VI	1.0	\$98,232	1.0	\$103,272
H6G4XX	General Professional IV	0.8	\$55,000	1.0	\$69,384
H4R1XX	Program Assistant I	1.0	\$47,106	0.6	\$28,709
G3A3XX	Admin Assistant II	2.6	\$79,660	2.6	\$83,192
G3A4XX	Admin Assistant III	1.0	\$33,768	1.0	\$35,393
H8D5XX	Auditor IV	1.0	\$79,056	1.0	\$83,052
H8D3XX	Auditor II	1.6	\$85,354	2.0	\$114,509
		0.0	\$0	0.0	\$0
		0.0	\$0	0.0	\$0
		0.0	\$0	0.0	\$0
		0.0	\$0	0.0	\$0
		0.0	\$0	0.0	\$0
		0.0	\$0	0.0	\$0
		0.0	\$0	0.0	\$0
		0.0	\$0	0.0	\$0
		0.0	\$0	0.0	\$0
		0.0	\$0	0.0	\$0
		0.0	\$0	0.0	\$0
		0.0	\$0	0.0	\$0
<b>Total Full and Part-time Employee Expenditures</b>		<b>9.0</b>	<b>\$478,176</b>	<b>9.2</b>	<b>\$517,511</b>
PERA and Medicare Costs		N/A	\$54,999	N/A	\$59,774
State Temporary Employees		N/A	\$127,493	N/A	\$137,251
Sick and Annual Leave Payouts		0.0	\$1,065	0.0	\$0
Contract Services		N/A	\$0	N/A	\$0
Other Expenditures		N/A	\$0	N/A	\$0
<b>Total Temporary, Contract, and Other Expenditures</b>		<b>0.0</b>	<b>\$183,557</b>	<b>0.0</b>	<b>\$197,025</b>
POTS Expenditures (excluding Salary Survey and Performance-based Pay already included above): <b>Non-Base Performance</b>		N/A	\$5,659	N/A	\$8,875
Roll Forwards		N/A	\$0	N/A	\$0
<b>Total Expenditures for Line Item</b>		<b>9.0</b>	<b>\$667,392</b>	<b>9.2</b>	<b>\$723,411</b>
<b>Total Spending Authority for Line Item</b>		<b>10.0</b>	<b>\$690,875</b>	<b>13.5</b>	<b>\$744,339</b>
<b>Amount Under/(Over) Expended</b>		<b>1.0</b>	<b>\$23,483</b>	<b>4.3</b>	<b>\$20,928</b>
<p><i>Explanation of Reversion / Overexpenditure: <b>FY 2008-09</b>: 2 of the Admin Assistant II positions were filled at 80% time; and the Program Assistant I position was filled at 60% time. Also, the new positions granted for FY09 (one audit intern and 2.5 admin assistants for claims) were not filled. <b>FY 2007-08</b>: The GP IV position was vacant for 2 months; and 1 of the Auditor II positions was vacant for 4.5 months. Lastly, 2 of the Admin Assistant II positions were only filled at 80% time.</i></p>					
Approved Adjustments to FY 2008-09 Appropriation		FTE	Total Funds	FTE	Total Funds
20% of Performance-based Pay Allocation		N/A	\$0	N/A	(\$1,708)
Add Back FY 2008-09 Hiring Freeze supplemental reduction		0.0	\$0	0.0	\$24,914
Annualization of _____		0.0	\$0	0.0	\$0
Decision Item - Conversion of UP Temporary Positions to FTE		0.0	\$0	2.0	\$14,245
Joint Budget Committee Action for _____		0.0	\$0	0.0	\$0
<b>Total Change from FY 2008-09 to FY 2009-10</b>		<b>0.0</b>	<b>\$0</b>	<b>2.0</b>	<b>\$37,451</b>
<b>FY 2009-10 Appropriation</b>		<b>0.0</b>	<b>\$0</b>	<b>15.5</b>	<b>\$781,790</b>



**Department of Treasury**  
**Responses to Requests for Information**  
**FY 2010-11 Budget Request**

## Colorado Treasury Pool Combined September 30, 2009



### Portfolio Value

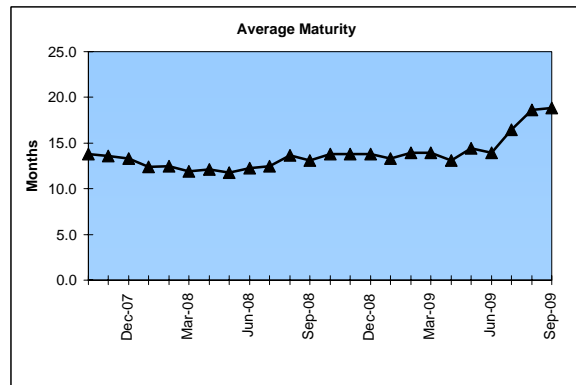
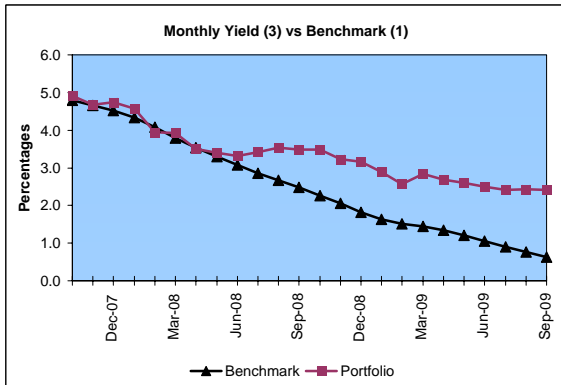
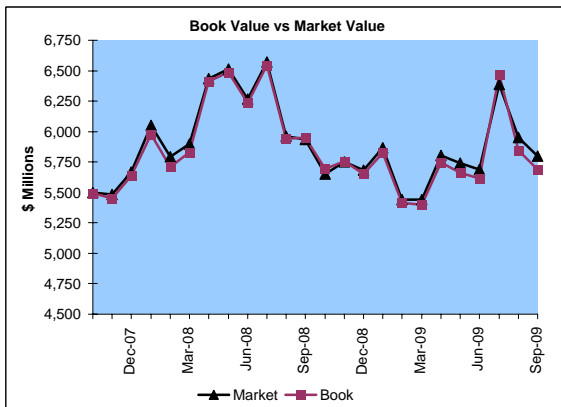
Market Value \$5,799.9 Million  
Book Value \$5,687.8 Million

### Yield and Average Maturity

Portfolio Book Yield 2.4%  
Portfolio Average Maturity 18.8 Months

### Portfolio Quality

	AAA	AA	A	BBB	BB	Other	Portfolio Percent
Asset Backed	100.0%						9.7%
Corporates	2.4%	38.2%	36.4%	12.1%	9.5%	1.4%	6.5%
Mortgage Securities	100.0%						4.8%
Commercial Paper							
Treasuries	100.0%						11.5%
Federal Agencies	100.0%						62.1%
Certificates of Deposit						100.0%	0.7%
Money Market Funds						100.0%	4.7%
<b>Total Portfolio</b>	<b>88.3%</b>	<b>2.5%</b>	<b>2.4%</b>	<b>0.8%</b>	<b>0.6%</b>	<b>5.4%</b>	<b>100.0%</b>



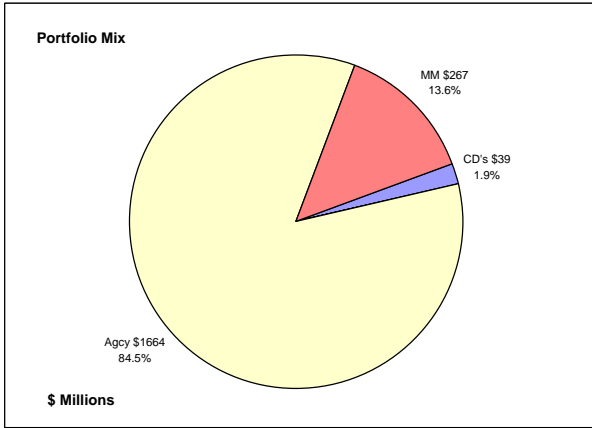
	\$ Millions			
	Average Portfolio	Realized Income	Book Yield	Performance Benchmarks (2)
FY '10 YTD	5,914.2	35.8 <sup>3</sup>	2.4%	0.6%
Last 12 months	5,762.9	159.5 <sup>3</sup>	2.8%	0.6%
FY '09	5,828.6	177.4	3.0%	1.1%
FY '08	5,835.7	249.9	4.3%	3.1%
FY '07	5,122.0	244.3	4.7%	5.0%
FY '06	4,550.8	182.4	4.0%	4.4%
FY '05	3,863.7	125.8	3.3%	2.7%
Avg FY '05-'09	5,040.2	196.0	3.9%	3.3%

(1) 12 month moving average of the constant maturity yield on the 1 year Treasury note

(2) 12 month moving average of the constant maturity yield on the 1 year Treasury note at end of period

(3) Excludes \$5.5 million in losses on sale of investments in July 2009.

**Colorado Treasury Cash**  
*(0 - 1 year maturities)*  
**September 30, 2009**



**Portfolio Value**

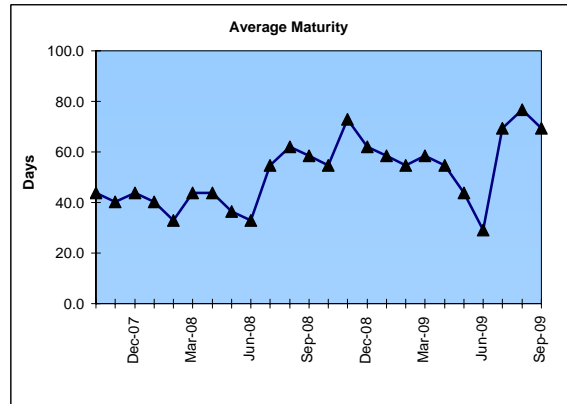
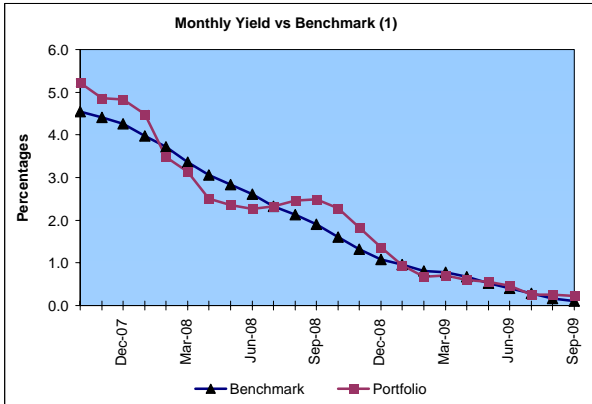
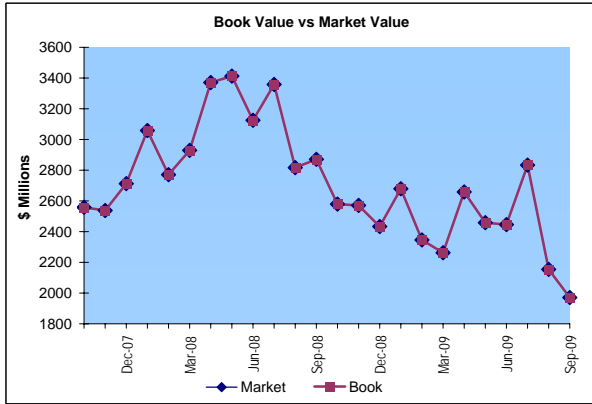
Market Value           \$1,969.5 Million  
 Book Value             \$1,969.5 Million

**Yield and Average Maturity**

Portfolio Book Yield                   0.3%  
 Portfolio Average Maturity           69 Days

**Portfolio Quality**

	AAA	Other	Portfolio Percent
Commercial Paper			0.0%
Federal Agencies	100.0%		84.5%
Treasuries			0.0%
Certificates of Deposit		100.0%	1.9%
Money Market Funds		100.0%	13.6%
<b>Total Portfolio</b>	<b>84.5%</b>	<b>15.5%</b>	<b>100.0%</b>

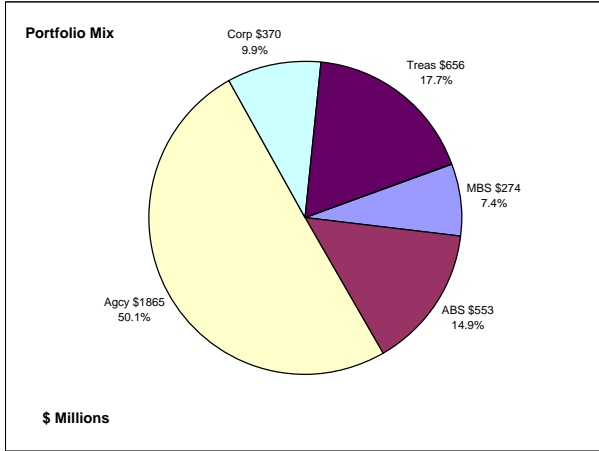


	\$ Millions		Book Yield	Performance Benchmarks (2)
	Average Portfolio	Realized Income		
FY '10 YTD	2,396.2	1.5	0.3%	0.1%
Last 12 months	2,537.8	22.1	0.9%	0.1%
FY '09	2,705.6	39.2	1.4%	0.4%
FY '08	2,895.9	114.9	4.0%	2.6%
FY '07	2,312.0	123.6	5.3%	4.8%
FY '06	1,911.2	79.9	4.2%	4.0%
FY '05	1,595.8	34.9	2.2%	2.1%
Avg FY '05-'09	2,284.1	78.5	3.4%	2.8%

(1) 12 month moving average of the 30 day Treasury bill  
 (2) 12 month moving average of the 30 day Treasury bill at end of period



**Colorado Treasury Pool**  
**(1 - 5 year maturities)**  
**September 30, 2009**



**Portfolio Value**

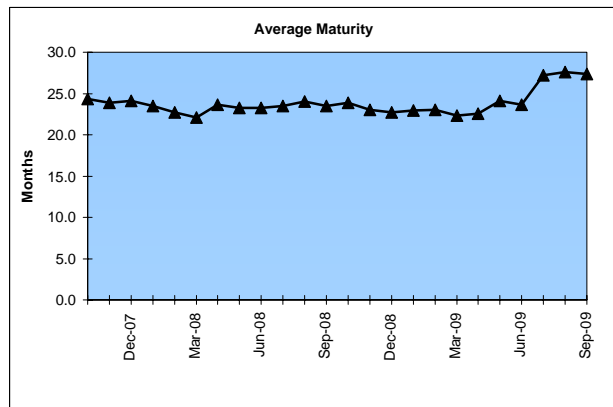
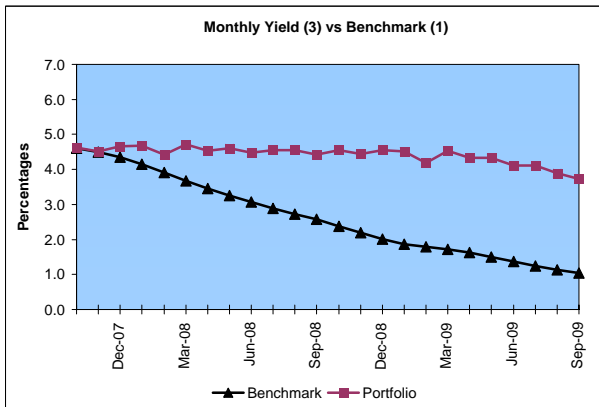
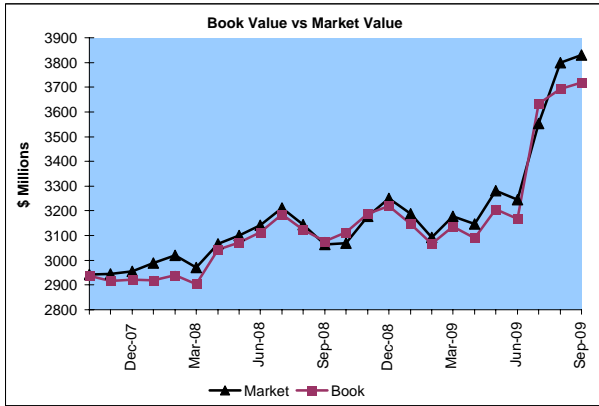
Market Value	\$3,830.4 Million
Book Value	\$3,718.3 Million

**Yield and Average Maturity**

Portfolio Book Yield	3.9%
Portfolio Average Maturity	27.4 Months

**Portfolio Quality**

	AAA	AA	A	BBB	BB	Other	Portfolio Percent
Asset Backed	100.0%						14.9%
Corporates	2.4%	38.2%	36.4%	12.1%	9.5%	1.4%	9.9%
Mortgage Securities	100.0%						7.4%
Treasuries	100.0%						17.7%
Federal Agencies	100.0%						50.1%
<b>Total Portfolio</b>	<b>90.3%</b>	<b>3.8%</b>	<b>3.6%</b>	<b>1.2%</b>	<b>1.0%</b>	<b>0.1%</b>	<b>100.0%</b>

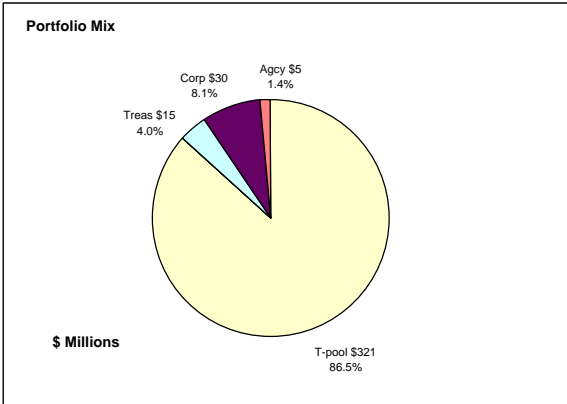


	\$ Millions		Book Yield	Performance Benchmarks (2)
	Average Portfolio	Realized Income		
FY '10 YTD	3,518.1	34.3 <sup>3</sup>	3.9%	1.0%
Last 12 months	3,225.1	137.4 <sup>3</sup>	4.3%	1.0%
FY '09	3,123.0	138.2	4.4%	1.4%
FY '08	2,939.8	134.9	4.6%	3.1%
FY '07	2,810.1	120.6	4.2%	4.8%
FY '06	2,639.7	102.6	3.8%	4.5%
FY '05	2,267.9	90.9	4.0%	3.1%
Avg FY '05-'09	2,756.1	117.4	4.2%	3.4%

(1) 12 month moving average of the constant maturity yield on the 2 year Treasury note  
(2) 12 month moving average of the constant maturity yield on the 2 year Treasury note at end of period  
(3) Excludes \$5.5 million in losses on sale of investments in July 2009.

# Colorado State Education Fund

## September 30, 2009



**Portfolio Value**

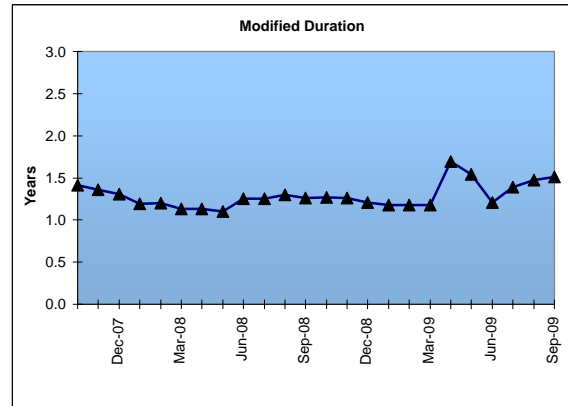
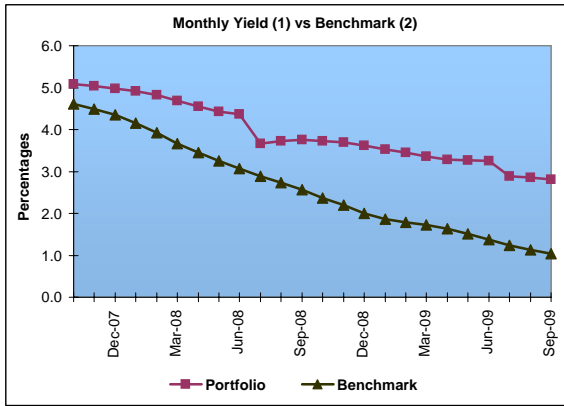
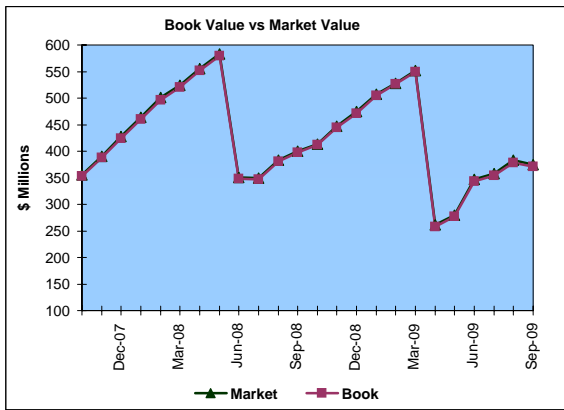
Market Value                 \$374.4 Million  
 Book Value                    \$370.5 Million

**Yield and Average Maturity**

Portfolio Book Yield         2.8%  
 Portfolio Average Duration   1.5 Yrs

**Portfolio Quality**

	AAA	AA	A	BBB	BB	Other	Portfolio Percent
Corporates		50.0%	50.0%				8.1%
Treasuries	100.0%						4.0%
Federal Agencies	100.0%						1.4%
T-Pool Combined	88.3%	2.5%	2.4%	0.8%	0.6%	5.4%	86.5%
Total Portfolio	81.8%	6.2%	6.1%	0.7%	0.5%	4.7%	100.0%

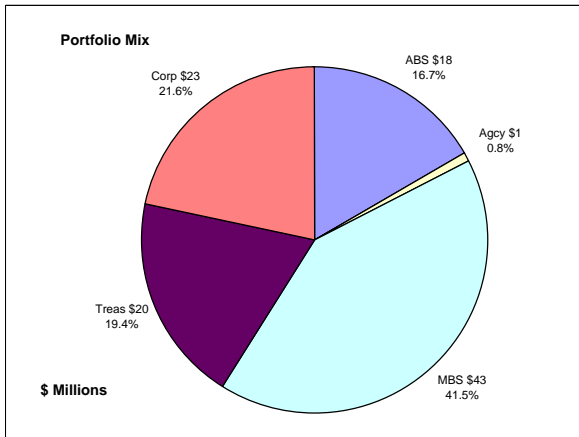


	\$ Millions		Book Yield	Performance Benchmarks (3)
	Average Portfolio	Realized Income		
FY '10 YTD	350.8	2.5	2.8%	1.0%
Last 12 months	411.5	12.5	2.9%	1.0%
FY '09	412.5	13.4	3.2%	1.4%
FY '08	383.2	16.7	4.3%	3.1%
FY '07	272.0	13.4	4.9%	4.8%
FY '06	209.3	9.3	4.5%	4.5%
FY '05	234.9	9.1	3.9%	3.1%
Avg FY '05-'09	302.4	12.4	4.2%	3.4%

(1) Does not include State Treasury Pool balances in calculation.  
 (2) 12 month moving average of the constant maturity yield on the 2 year Treasury note  
 (3) 12 month moving average of the constant maturity yield on the 2 year Treasury note at end of period

# Colorado Major Medical Insurance Fund

## September 30, 2009



### Portfolio Value

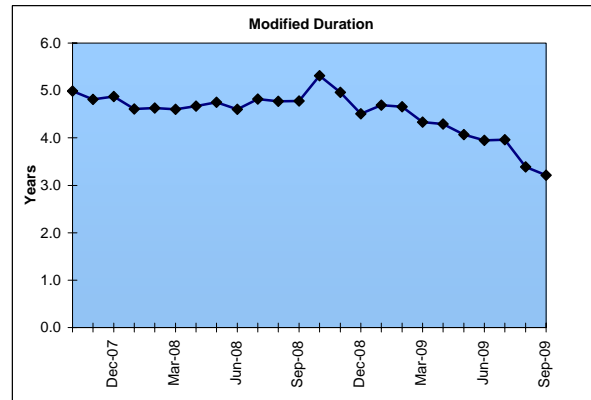
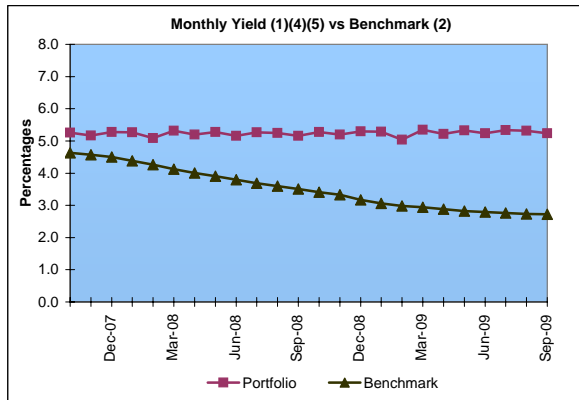
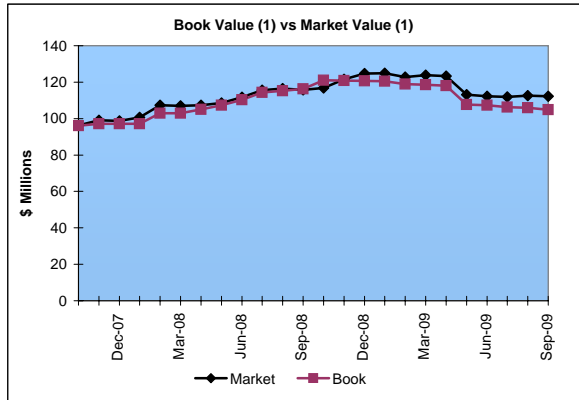
Market Value <sup>(1)</sup> \$112.3 Million  
 Book Value <sup>(1)</sup> \$104.9 Million

### Yield and Duration

Portfolio Book Yield 4.7%  
 Portfolio Modified Duration 3.2 Yrs

### Portfolio Quality

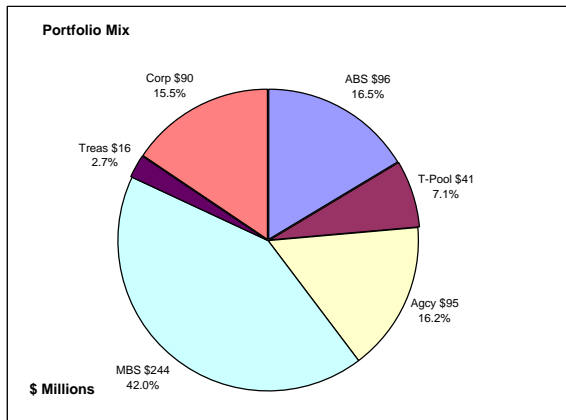
	AAA	AA	A	BBB	Portfolio Percent
Asset Backed	100.0%				16.7%
Corporates	11.0%	28.6%	56.0%	4.4%	21.6%
Federal Agencies	100.0%				0.8%
Mortgage Securities	100.0%				41.5%
Treasuries	100.0%				19.4%
<b>Total Portfolio</b>	<b>80.7%</b>	<b>6.2%</b>	<b>12.1%</b>	<b>1.0%</b>	<b>100.0%</b>



	\$ Millions		Book	Performance
	Average Portfolio	Realized Income	Yield	Benchmarks (3)
FY '10 YTD	127.4	1.5 <sup>5</sup>	4.7%	2.7%
Last 12 months	156.8	7.2 <sup>5</sup>	4.6%	2.7%
FY '09	163.0	7.4 <sup>4</sup>	4.6%	2.8%
FY '08	133.7	6.6	4.9%	3.8%
FY '07	76.2	3.8	5.0%	4.7%
FY '06	49.4	2.3	4.7%	4.5%
FY '05	16.3	0.5	5.0%	4.0% First Investments 11/04
Avg FY '06-'09	105.6	5.0	4.8%	4.0%

(1) Does not include State Treasury Pool balances in calculation.  
 (2) 12 month moving average of the constant maturity yield on the 7 year Treasury note  
 (3) 12 month moving average of the constant maturity yield on the 7 year Treasury note at end of period  
 (4) Excludes \$.4 million in gains on sale of investments in May 2009.  
 (5) Excludes \$.2 million in losses on sale of investments in July 2009.

## Colorado Public School Permanent Fund September 30, 2009



### Portfolio Value

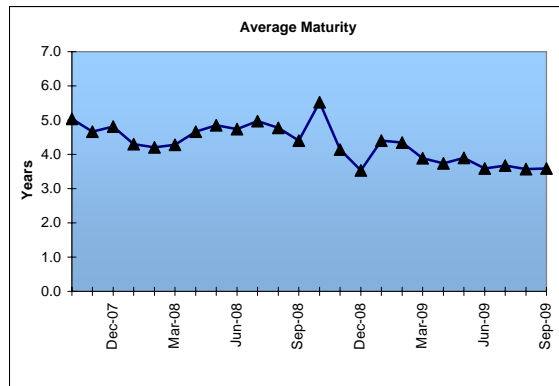
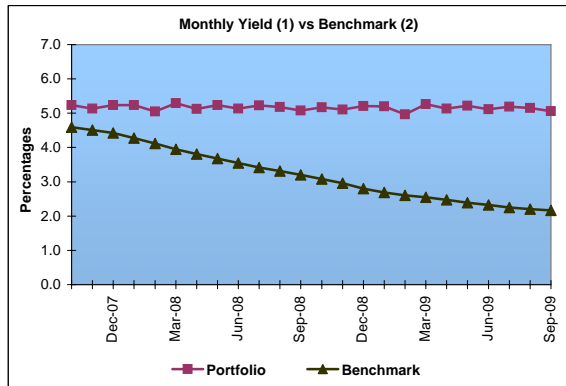
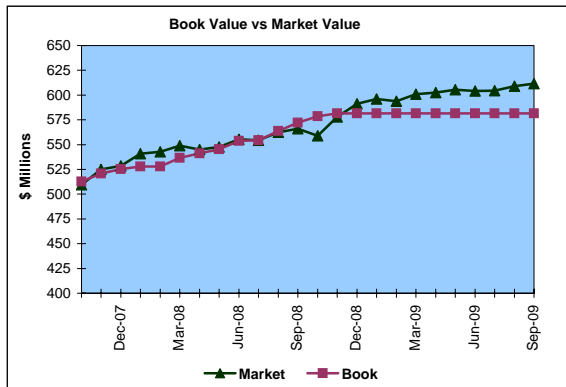
Market Value               \$611.6 Million  
Book Value                 \$581.5 Million

### Yield and Average Maturity

Portfolio Book Yield       4.9%  
Portfolio Average Maturity   3.6 Yrs

### Portfolio Quality

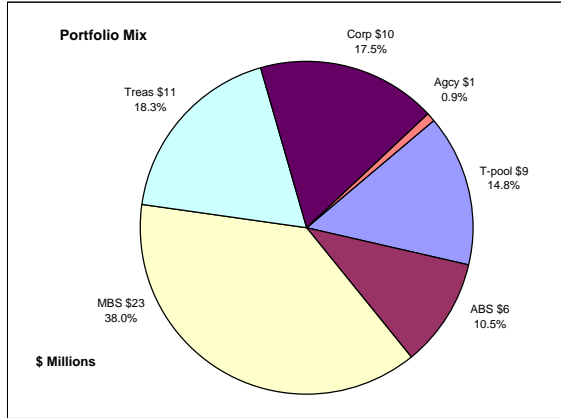
	AAA	AA	A	BBB	BB	Other	Portfolio Percent
Asset Backed	100.0%						16.5%
Corporates	7.7%	44.2%	35.9%	12.2%			15.5%
Mortgage Securities	100.0%						42.0%
Treasuries	100.0%						2.7%
Federal Agencies	100.0%						16.2%
T-Pool Combined	88.3%	2.5%	2.4%	0.8%	0.6%	5.4%	7.1%
<b>Total Portfolio</b>	<b>84.9%</b>	<b>7.0%</b>	<b>5.7%</b>	<b>2.0%</b>	<b>0.0%</b>	<b>0.4%</b>	<b>100.0%</b>



	\$ Millions		Book Yield	Performance Benchmarks (3)
	Average Portfolio	Realized Income		
FY '10 YTD	580.8	7.2	4.9%	2.2%
Last 12 months	579.2	29.3	5.1%	2.2%
FY '09	572.4	29.2	5.1%	2.3%
FY '08	519.3	27.1	5.2%	3.6%
FY '07	470.2	24.6	5.2%	4.7%
FY '06	418.7	22.2	5.3%	4.5%
FY '05	376.9	21.4	5.7%	3.7%
Avg FY '05-'09	471.5	24.9	5.3%	3.8%

- (1) Does not include State Treasury Pool balances in calculation.
- (2) Latest 12 month moving average of the constant maturity yield on the 5 year Treasury note
- (3) Latest 12 month moving average of the constant maturity yield on the 5 year Treasury note at end of period

## Unclaimed Property Tourism Fund September 30, 2009



### Portfolio Value

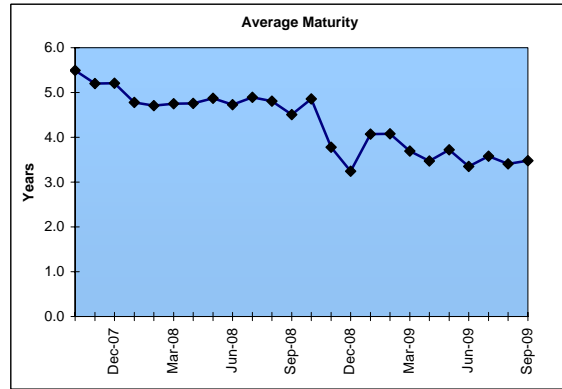
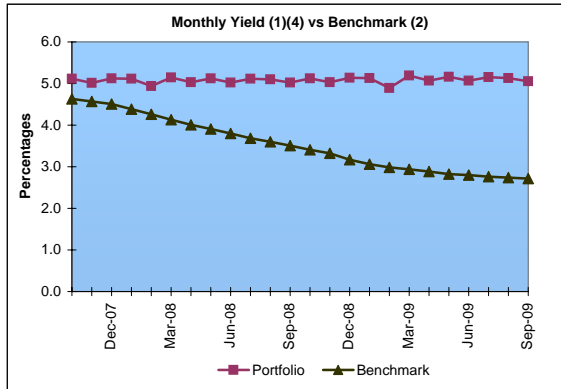
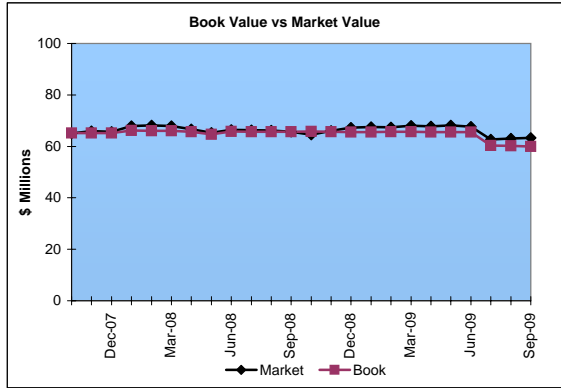
Market Value               \$63.3 Million  
Book Value                 \$60.0 Million

### Yield and Average Maturity

Portfolio Book Yield        4.7%  
Portfolio Average Maturity   3.5 Yrs

### Portfolio Quality

	AAA	AA	A	BBB	BB	Other	Portfolio Percent
Asset Backed	100.0%						10.5%
Corporates	4.8%	23.8%	61.9%	9.5%			17.5%
Federal Agencies	100.0%						0.9%
Mortgage Securities	100.0%						38.0%
Treasuries	100.0%						18.3%
T-Pool Combined	88.3%	2.5%	2.4%	0.8%	0.6%	5.4%	14.8%
Total Portfolio	81.6%	4.5%	11.2%	1.8%	0.1%	0.8%	100.0%



	\$ Millions		Book Yield	Performance Benchmarks (3)
	Average Portfolio	Realized Income		
FY '10 YTD	60.9	0.7 <sup>4</sup>	4.7%	2.7%
Last 12 months	64.6	3.1 <sup>4</sup>	4.7%	2.7%
FY '09	65.9	3.1	4.8%	2.8%
FY '08	65.7	3.3	5.0%	3.8%
FY '07	64.9	3.3	5.0%	4.7%
FY '06	59.1	2.6	4.5%	4.5%
FY '05	19.9	0.3	3.5%	4.0% First Investments 5/05
Avg FY '06-'09	63.9	3.1	4.8%	4.0%

- (1) Does not include State Treasury Pool balances in calculation.
- (2) 12 month moving average of the constant maturity yield on the 7 year Treasury note
- (3) 12 month moving average of the constant maturity yield on the 7 year Treasury note at end of period
- (4) Excludes \$.2 million in losses on sale of investments in July 2009.

### Bank Services Contract Expenditures for FY 2008-09 & 2009-10

Vendor	Services Provided	Actual FY 2008-09	Estimated FY 2009-10
<b>CHASE BANK</b>	Bank account services *	\$1,061,917	\$1,062,000
<b>WELLS FARGO</b>	Bank account services *	281,508	282,000
<b>KEY BANK</b>	Lockbox services *	427,138	427,000
<b>JPMORGAN</b>	Securities safekeeping	91,432	92,000
<b>JPMORGAN</b>	Investment management services	56,026	56,000
	<b>SUBTOTAL</b>	<b>\$1,918,021</b>	<b>\$1,919,000</b>
	Earnings Allowances	(213,489)	(200,000)
	<b>TOTAL</b>	<b>\$1,704,532</b>	<b>\$1,719,000</b>

\* At this time Treasury has no reason to believe that annual transaction volumes will differ significantly from FY 2008-09 to FY 2009-10.

**School District TRAN Revenues & Expenditures  
for FY 2008-09 & 2009-10**

	<b>Actual FY 2008-09</b>	<b>Actual / Estimate FY 2009-10</b>
<b>SERIES A Principal</b>	\$215,000,000	\$255,000,000
<i>Net Interest Cost</i>	1.55%	.58%
<b>SERIES B Principal</b>	\$300,000,000	(est.) \$300,000,000
<i>Net Interest Cost</i>	.97%	(a)
<b>Total Principal</b>	<b>\$515,000,000</b>	<b>\$555,000,000</b>
<b>Total Revenues:</b>		
<b>Premium</b>	\$523,100	\$3,468,150 (b)
<b>Interest Earned</b>	\$3,039,827	(c)
<b>Total Expenditures:</b>		
<b>Issue Costs</b>	(\$241,181)	(\$270,708) (b)
<b>Interest Due</b>	(\$5,817,153)	(\$4,961,111) (b)
<b>General Fund Net (Loss) Gain</b>	<b>(\$2,495,407)</b>	<b>(c)</b>

**(a)** The Net Interest Cost of the December issuance cannot be estimated due to the volatility of current interest rates.

**(b)** Figures shown relate to Series A Notes only.

**(c)** The Interest Earned, and therefore the net gain or loss, by these funds while they are held in Treasury's pooled cash cannot be estimated due to the following:

- i) The volatility of current interest rates;
- ii) The uncertainty of how much, and when, school districts will require loans from Series B; and
- iii) The uncertainty of the timing of the loan repayments by each school district.