



COLORADO

Department of Transportation

Statewide Bridge Enterprise

Colorado Bridge Enterprise

Quarterly Report No. 13 (Q4 FY2014)

November 14, 2014

Introduction

This report is the thirteenth Quarterly Report (or Report) published in support of the Colorado Bridge Enterprise (CBE or “Program”). This Report outlines progress and accomplishments associated with the Program for work completed during April, May and June of 2014; which coincides with the fourth quarter of CDOT’s 2014 fiscal year (or Q4 FY2014). Detailed information regarding the FASTER (Funding Advancement for Surface Transportation and Economic Recovery) legislation, program development activities, bond program, previous significant milestones and achievements can be found in the Program Annual Reports and previous Quarterly Reports viewable on CDOT website at www.coloradodot.info/programs/BridgeEnterprise.

During Q4 FY2014, the Program focus moved towards forecasting when all bond funds will be expended; expected in Q3 FY2015 (Q1 CY2015). The following is an itemization of significant achievements for this quarter which are discussed in further detail later in the report:

- Drafted the eleventh Bridge Enterprise Quarterly Report for Q3 FY2014 (January, February and March of 2014).
- Completed monthly updates to the overall program schedule for work complete in April, May and June of 2014.
- Prepared a presentation and attended an event marking the completion of the 100th BE-eligible bridge.
- Revised the Prioritization Plan Scoring, provided by Staff Bridge as part of their On-System Poor List update.
- Working with CDOT CFO and Office of Major Project Development teams on evaluation of I-70 Viaduct funding alternatives and 10-year financial plan. Revised and updated CBE Guidance Document #8 (Quarterly Bridge Assessments)

Program Highlights

There are currently 93 bridges that are partially or fully funded to be completed as part of the \$300M bond program. Three-quarters of the bond funded bridge projects can be classified as complete, in construction or waiting to go to construction (72 in total or three quarters of the projects); as compared to the number of bridges in the pre-construction or design phase (22 in total or one-quarter of the projects).

Projects in the preconstruction phase are primarily focused on the completion of the PS&E’s (Plans, Specifications and Estimates). In conjunction with this, CDOT specialty groups are diligently working on completing the requisite approvals and permits associated with environmental, railroad, and utility clearances or relocations; securing the necessary Right-of-Way (ROW); and finalizing intergovernmental agreements (as required), etc. Per the current program schedule, construction work is projected to stay at a high level through calendar year 2014, and the work will taper-off during calendar year 2015 into calendar year 2016.

As of the end of June 2014, there were a total of one-hundred-eighty (180) bridges considered eligible to receive FASTER funding. The progress status associated with these 180 structures is itemized in Table 1 below.

Table 1. Project Status as of the end of Q4 FY2014

Project Phase	Number of Bridges
Future Projects	22
In Design Phase	26
In Construction Phase	11
Projects Complete ⁽¹⁾	105
No Action Proposed	16
Total ^{(2) (3)}	180

- (1) Reference Appendix A for List of Completed Bridges
- (2) Reference Appendix B for complete List of FASTER eligible bridges
- (3) Reference Appendix C for Colorado State map of FASTER eligible bridges

Other relevant bridge and financial statistics are as follows:

- Approximately 64% of FASTER eligible bridges (11+105) are now in construction or completed.
- Approximately 14% of FASTER eligible bridges (26) are currently in design.
- Only 12% of FASTER eligible bridges remain to be programmed (defined as Future Projects at 22); does not include bridges classified as “No Action Proposed”.
- Additionally, \$280.9M and \$27.2M of bond program funds have been expended or encumbered to date, respectively (reference Table 8).

The program schedule progress and performance information presented in Table 2 shows the value of the work complete through Q4 FY2014 as compared to what had been planned to be completed per the baseline schedule. The earned value of work complete to date was \$412.3M as compared to the planned value of the work scheduled to be completed at \$469.9M; which indicates that the program was approximately 9% behind the plan.

Note - Earned Value at the lowest level is attained by multiplying the percent complete of a project activity by its respective budget. Earned value is rolled-up from the project level to the region level, and then again rolled-up from the region level to the program level.

Table 2. Q4 FY2014 Earned Value by CDOT Region and Program (\$K)

CDOT Region	Planned Value of Work through June 30 st	Earned Value of Work through June 30 st	Schedule Variance
1	292,174	260,837	(31,337)
2	77,588	63,339	(14,249)
3	43,611	40,963	(2,648)
4	44,884	34,459	(9,425)
5	11,690	11,690	0
Total	469,947	412,288	(57,659)

The Program utilizes cost and schedule Key Performance Indicators (or KPIs) to track, monitor and report on program performance. As part of the monthly schedule update, a Schedule Performance Index (or SPI) is calculated for each project included within the bond program. The SPI is also calculated and reported at the regional and program levels. The SPI is based upon earned value which compares actual progress to planned performance based upon work complete to date. The program SPI for work complete through June 2014 was 0.89; which represents a 0.02 decrease from the previous quarterly report (March 2014 SPI at 0.91). The program has established an SPI goal during execution of greater than or equal to 0.90.

Program Activities and Accomplishments in Q4 FY2014

The Program’s main activities and significant accomplishments are briefly described below:

FASTER Eligible Bridges

There was one project that was added to the FASTER Eligible Bridge list during the period as itemized in Table 3 below.

Table 3. Projects / Bridges that were added to the FASTER Eligible Bridge program:

Region	Original Bridge Number	Facility Carried over Featured Intersection
4	B-16-AM	PROSPECT ROAD over I 25 ML

Pre-Construction Phase

There were no projects which began the pre-construction phase during this period.

Projects that went to AD (Advertisement for Construction)

There were six projects that went to AD during the period as itemized in Table 4 below.

Table 4. Projects / Bridges that went to AD:

Region	Original Bridge Number	County	Facility Carried over Featured Intersection
2	L-27-S	Prowers	US 50 ML over draw E of LAMAR
2	L-28-C	Prowers	US 50 ML over BNSFRR; East of Granada
2	K-16-S	Fremont	SH 120 ML over draw, UPRR; East of Florence
2	K-14-J	Fremont	US 50 ML over draw, between Texas Creek & Cotopaxi
2	P-23-A_MINOR	Las Animas	US 160 ML over Smith Canyon Tributary; Near Kim, CO
4	B-16-D	Larimer	SH 14 ML over Cache La Poudre River; East of JCT US 287

Projects that were completed

There were five projects that were completed during the period as itemized in Table 5 below.

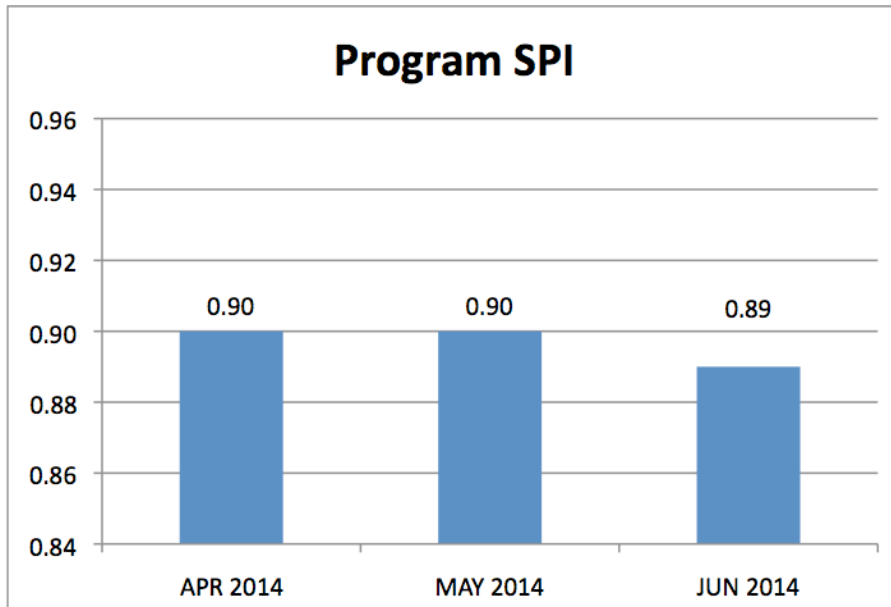
Table 5. Projects / Bridges that were completed:

Region	Original Bridge Number	County	Facility Carried over Featured Intersection
1	E-16-HA	Jefferson	SH 58 ML over Ford Street/Wash
2	K-16-K	Fremont	SH 120 ML over RR, Arkansas River; East of Portland
2	O-19-H	Las Animas	US 350 ML over Purgatoire River; NE of JCT US 160
2	H-17-M	El Paso	I 25 ML over draw
4	B-17-C	Weld	US 85 ML(Nunn Bridge) over UPRR

Program Schedule Update

The bond program schedule was updated three times during the period for work complete in April, May and June of 2014. This includes publishing the monthly updated program bar-chart schedule, cost and schedule database, and list of projects with an SPI < 0.90. This information was consolidated and distributed to the Regional Transportation Director’s (or RTD’s) and their respective program engineers. The SPI’s reported for each month during the quarter are graphically depicted on Figure 1 below.

Figure 1. Bond Program SPI Reported by Month



Schedule Change Control Board

The Schedule Change Control Board (SCCB) conducted one monthly meeting during the quarter (in May). The meetings were attended by senior CDOT HQ staff including: Josh Laipply/Scott McDaniel (Chief Engineer), Scott Richrath (CDOT CFO), Herman Stockinger (Secretary), Regional RTD’s and program engineers. The purpose of the SCCB meeting was two-fold: (1) document and review projects

with an SPI < 0.90, and (2) allow the RTD's (or their designated delegate) an opportunity to petition the SCCB to make adjustments to a project's baseline schedule when the schedule logic does not reflect current project delivery and is artificially impacting the SPI calculation. Formal meeting minutes were published with a list of attendees and an itemized list of SCCB approved changes; subject changes were incorporated into the program schedule in the subsequent schedule update.

Note - the SCCB policy is not intended to provide relief to poorly performing projects. Any baseline adjustments must properly document project issues, and justifiable rationale on proposed adjustments including recommendations to improved project delivery, issues mitigation, required supplemental staffing, and proposed recovery schedules (as necessary).

Major Project/Program Strategic Planning and Coordination

CBE continues to work intimately with various CDOT project teams on coordination, funding eligibility, and strategic planning issues associated with the following large projects:

- Region 1:
 - I-70 over Havana Street project. Region / project staff issued RFQ for Design / Build contractor. Program staff met to review project cost estimates and railroad coordination and other project challenges. Program staff attended the project Executive Oversight Committee meeting.
 - US 6th Avenue bridge / road improvement project: CBE has three replacement bridges in the project; 6th Ave over BNSF, So. Platte River and Bryant Street. Program staff attended meetings for project team coordination.
 - I-70 Viaduct project: Program staff met with region/project team and the CDOT design consultant on the I-70 Viaduct to identify planning issues, railroad risk assessment, forecasted costs and associated drawdowns for future phases associated with the 10-year financial plan. Discussed project financial decisions, CBE impact and CBE eligibility. Attended the Future Expenses Funding meeting.
 - Colfax over Tollgate project: Program staff met with the region/project team to discuss scheduling concerns.
 - US 287 and 69th bridge project: Program staff met with region/project team to discuss budget supplement request.
 - I-70 Business Route over I-70 ML (F-14-Y): Met with region project team to assist with eligibility evaluation, programming and scheduling questions.
 - US-6 over Garrison St: Attended meetings with project team to discuss project status and budget issues.

- Region 2:
 - Ilex Design / Build Bridge Replacement/Rehabilitation project. Program staff met with project team to discuss design/build contractor proposals.

- **Region 3:**
 - SH 82 Grand Ave Bridge in Glenwood Springs: Continued support at Public Open House Hearing(s), City Council workshops and meetings, Project Leadership Team (PLT), Project Working Group (PWG), FIR meeting and FHWA overview meeting. Worked diligently with team on estimates, projections and phasing elements for overall project costs, potential cost savings; and attended value engineering session. Provided guidance for elevator and ramp options on the pedestrian bridge. Provided NEPA/Environmental and utility coordination and ROW expertise. Coordinated with project management and design team regarding eligibility of design features being considered. Provided guidance to the Region team regarding project financial constraints.

I-70 Viaduct Project:

CDOT staff is evaluating the various I-70 East Viaduct replacement funding alternatives. The board requested additional information on the financing alternatives and their impact on the Bridge Enterprise, the project, and CDOT. Bridge Enterprise staff is working with CDOT Executive Staff, OMPD, HPTE, and CDOT Financial Consultant (Stifel) on the project financing alternatives and their associated Bridge Enterprise impact. Once the viable alternatives have been identified and further detailed, Bridge Enterprise will update the 10-year Financial Plan which will include a comprehensive forecast of the various impacts to the program of the proposed \$850M commitment to the project.

Bond Spending

Including net bond proceeds and interest earnings on the bond proceeds, the actual spend down was at 91.1% on June 30, 2014. The CBE team is continuing its efforts to assure 100% spend down of the bonds by: Transferring Bond budget from substantially complete and slow spending projects to projects that could spend the budget faster; and by the BE Accountant billing the Trustee weekly rather than monthly to speed up the reimbursement process.

Monthly / Quarterly Program Reports

Q3 FY2014 Quarterly Report: Bridge Enterprise drafted the quarterly report highlighting program progress for work complete in January, February and March of 2014 which coincided with CDOT's third quarter of fiscal year 2014 (or Q3 FY2014).

Q3 FY2014 Quarterly Bond Program Update: The \$300M bond program allocation plan was updated for work complete through March 2014 (or Q3 FY2014).

FASTER Job Creation

FHWA tracks the economic benefits of highway capital investments (which include bridge replacement projects), and from a job creation perspective employment impacts fall into three categories as listed below:

- Direct jobs are occupations that work directly on the project such as project planners, designers, engineers and construction workers.
- Indirect jobs means positions at suppliers of materials for the project, such as steel, concrete, wood, etc.

- Induced jobs are jobs created by the spending of monies provided as project salaries [or employee payroll] for items such as mortgage payments, groceries, gas entertainment, etc.

The most recent official estimate of the impacts of infrastructure investment on employment was generated by Council of Economic Advisers (CEA) within the Executive Office of the President. In a 2014 DOT statement, the CEA estimated that every \$1 billion in Federal highway and transit investment funded by the American Jobs Act would support 13,000 jobs for one year. This correlates to approximately 257 full-time positions; primarily in construction craft labor. In addition, preconstruction program expenditures (i.e., engineering and project designs) created another approximately 179 full-time positions; primarily engineers. Combined, there were approximately 436 direct jobs created by the FASTER program spending during the reporting period. Included within the above number are approximately 45 CDOT FTE's (or full-time equivalents); staff responsible for the day-to-day delivery of the program based upon CDOT payroll records.

Resolutions Approved by the Statewide Bridge Enterprise Board

The following is a brief overview of resolutions passed by the Statewide Bridge Enterprise BOD or significant topics discussed during Q4 FY2014 as itemized in Table 6 below.

Table 6. Board Resolution / Significant Topics

April BOD Meeting (No workshop)
<ul style="list-style-type: none"> ▪ Approval of 9th budget supplement for FY2014 ▪ FASTER Lawsuit Appeal Update ▪ Monthly Progress Report
May BOD Meeting (No workshop)
<ul style="list-style-type: none"> ▪ May 2014 On-System Poor List and Prioritization Scoring Update ▪ Monthly Progress Report ▪ CBE 100th Completed Bridge Presentation ▪ Condition of Colorado's Bridges and Federal Reauthorization ▪ Q3 FY2014 CBE Bond Program Update ▪ 2015 Draft Bridge Enterprise Budget
June BOD Meeting (No workshop)
<ul style="list-style-type: none"> ▪ Approval of 10th budget supplement for FY2014 ▪ Approval of FY2015 Bridge Enterprise Budget ▪ Monthly Progress Report

Other Significant Achievements

- In concert with CDOT F&A to continue tracking bond expenditures as compared to forecasted bond spending and identify factors impacting bond spending.
- Continue to work with CDOT HQ railroad liaison to identify and minimize coordination delays with UP and BNSF RR railroads.
- Provided progress reports to the portfolio team as required by CDOT.

- Worked with CBE accountant on Q1 FY2015 CBE maintenance invoice.
- Working with CBE budget analyst on de-programming dollars for completed phases and actively re-programming the surplus dollars back into the program via new work scope or used to cover increases to planned budgets.
- Working with CBE budget analyst to release budget savings and reallocate bond budget from projects due to adjusting schedules and bond interest.
- Continue to track and report on actual expenditures compared with forecasted spending.
- Continue to support CDOT's Public Relations and Government Relations with ongoing updates to the CDOT/Bridge Enterprise website and monthly "dash-board" performance metric updates.
- Presented a Grand Avenue Bridge Project update at a Garfield County Commissioner's meeting.
- Working with US6 over Garrison project team on project status and budget issues.
- Revised and updated CBE Guidance Document #8 (Quarterly Bridge Assessments).
- Develop CBE Task Order #9 (FY2015) scope and fee estimate.
- Review design concepts for various bridge projects.
- Discussed US 287 @ 69th with design team; FOR, revised cost estimate and program eligibility.
- Compile analysis (Scoping Pool Research) of potential programming of design projects "to be shelved".
- Prepared SH 82 analyses, Aesthetics Eligibility Memorandum, reviewed FIR plans, discussed project accounting issues, provided guidance to PM team and attended project coordination meetings.
- Provided program information and graphics for the FASTER 5-year Anniversary/100th Bridge Governor's presentation.
- Generated a Prioritization Plan Scoring update presentation from the On-System Poor List update released by Staff Bridge.

Financial Information

The following is a program overview of financial statistics as of June 30, 2014.

- The program has multiple funding sources including: proceeds from the Build America Bond program, FASTER bridge dollars which is commonly referred to as the statewide pay-go program (collected yearly revenues from vehicle registrations), Bank of America Loan, and Other Funds which are primarily Federal-aid BR funding.
- From program inception (or life-to-date), a total of \$704.2M has been budgeted (all funding sources), and Expenditures and Encumbrances are \$405.3M and \$166.5M (all funding sources), respectively. Reference Table 7 below for details by funding source.
- For comparison purposes, the totals from the previous quarterly report (Q3 FY2014) are also reported in the far right column.

- Based upon the \$300M bond program baseline schedule developed in February 2011, approximately \$308.2M of bond dollars were projected to be expended by Q4 FY2014; whereas, actual expenditures were \$280.9M and with \$27.2M in encumbrances.

Table 7. Program Financial Statistics as of (\$ in Millions).

	Build America Bonds 2010 A Proceeds	FASTER Bridge	Bank of America Loan	Other Funds	Total Q4 FY2014	Total Q4 FY2014
Budget	\$309.0	\$323.7	\$40.3	\$31.2	\$704.2	\$655.3
Expenditures	\$280.9	\$56.7	\$39.0	\$28.7	\$405.3	\$369.4
Encumbrances	\$27.25	\$138.6	\$0.3	\$0.4	\$166.5	\$145.0

The \$300M bond program currently consists of ninety-three (93) bridges; fifty-five (55) of these bridges are fully funded, and thirty-eight (38) of these bridges are partially funded with current available sources and will require future funding (future bond issuance or other funding) to complete. The estimated total cost for these ninety-three bridges is approximately \$817.8M. Table 8 below provides an itemization of current funding sources and indicates that \$425.1M of future funding will be necessary to complete all bridges that may include a second bond issuance. The timing and projected value of any future bond offering is yet to be determined.

Table 8. Current Bond Allocation Plan (\$ in Millions)

Build America Bonds	FASTER Bridge	Other Funds	Future Funding	Bond Interest	Total
\$298.1	\$44.6	\$39.9	\$425.1	\$10.1	\$817.8

Economic Outlook

The following are highlights from project bid data results maintained by CDOT's Engineering Estimates and Market Analysis (EEMA) group for transportation related projects advertised during the period.

- There were on average 3.16 bidders per project during the period; a decrease from 3.58 bidders per project from the previous quarter.
- On average, the low bid on 44 transportation related projects (bid during the reporting period) was lower than the engineer's estimate by approximately 0.38%.
- There were 2 FASTER projects bid during the period, and the low bid was approximately 3.2 % lower than the engineer's estimate.

Producer Price Index

The Producer Price Index (PPI) for inputs to construction – a weighted average of the cost of all materials used in construction plus items consumed by contractors such as diesel fuel – was flat in May and up 1.6% over twelve months (Vol. 14, No. 24 Data DIGest).

Construction Employment

- Construction firms added jobs in 38 states between June 2013 and June 2014; but they reduced headcount in 27 states between May and June of this year, according to an analysis today of Labor Department data by the Associated General Contractors of America (2014/07/18 AGC press release).
- Construction employment expanded in 215 metro areas, declined in 80 and was stagnant in 44 between June 2013 and June 2014, according to a new analysis of federal employment data released today by the Associated General Contractors of America (2014/07/30 AGC press release).
- Construction employers added 6,000 workers to payrolls in June as the industry's unemployment rate dropped to 8.2 percent, its lowest June level in six years, according to an analysis of new government data by the Associated General Contractors of America. Association officials cautioned, however, that recent employment gains could be undermined when the federal government begins scaling back transportation investments in August of this year (2014/07/03 AGC press release).

Other

- Construction spending in June totaled \$950 billion at a seasonally adjusted annual rate, down 1.8 percent from May but up from 5.5% from June 2013. Spending for the first half of 2014 as a whole increased 7.8 percent from the same period in 2013 May (2014/08/01 AGC press release).
- Colorado ranked 9th best in the country in the percent of new construction jobs [6,800] gained at 5.4% year-over-year (June 2013 to June 2014) as reported by the AGC from the Bureau of Labor Statistics and U.S. Department of Labor.
- The Denver-Aurora-Broomfield, CO metropolitan area was ranked 130th out of 339 metropolitan areas in the percent of new construction jobs [2,900] gained at 4% year-over-year (June 2013 to June 2014).

Construction employment expanded in 215 metro areas, declined in 80 and was stagnant in 44 between June 2013 and June 2014, according to a new analysis of federal employment data released by the Associated General Contractors of America. Association officials said a measure passed to keep federal highway and bridge funding at current levels through next spring will help, but the temporary fix will do little to clear uncertainty about future federal surface transportation investments beyond next May (2014/07/30 and -08/01 AGC press release).

Current List of Completed Bridges Q4-FY2014

2013 Regions	Original Bridge Number	County	Facility Carried over Featured Intersection	Work Completed
1	E-16-FP	ADAMS	80TH AVE over US 36 ML	Replaced
1	E-16-GQ	ADAMS	SH 95 ML (SHERIDAN BLVD) over UP RR, RR SPUR	Replaced
1	E-17-AR	ADAMS	SH 7 ML over SOUTH PLATTE RIVER	Replaced
1	E-17-DM	ADAMS	I 76 ML WBND over UP RR	Replaced
1	E-17-DN	ADAMS	I 76 ML EBND over UP RR	Replaced
1	E-17-EX	ADAMS	PEORIA STREET over I 76 ML	Replaced
1	E-17-EZ	ADAMS	84TH AVE over I 25 ML	Replaced
1	E-17-GL	ADAMS	I 76 ML WBND over SOUTH PLATTE RIVER	Replaced
1	E-17-GM	ADAMS	I 76 ML EBND over SOUTH PLATTE RIVER	Replaced
1	E-17-HG	ADAMS	104TH AVE over I 25 ML	Replaced
1	E-17-HL	ADAMS	I 76 ML EBND over SH 224 ML	Replaced
1	F-16-F	ARAPAHOE	US 85(SANTA FE) ML NBND over DAD CLARK GULCH	Replaced
1	F-16-FY	ARAPAHOE	US 285 ML SBND over SH 88 ML	Replaced
1	F-16-FZ	ARAPAHOE	US 285 ML NBND over SH 88 ML	Replaced
1	F-19-B	ARAPAHOE	US 36 ML over COMANCHE CREEK	Replaced
1	E-16-FL	BROOMFIELD	CNTY RD / OLD WADS over US 36 ML (DENVER/BOULDER TNPK)	Replaced
1	E-16-FK	BROOMFIELD	SH 121 ML SBND- WADSWORTH PKWY over US 36 ML (DENVER/BOULDER TNPK)	Replaced
1	F-14-B	CLEAR CREEK	I 70 FRONTAGE RD over CLEAR CREEK (SR)	Replaced
1	E-16-FW	DENVER	PECOS STREET over I 70 ML	Replaced
1	E-17-BY	DENVER	I 70 ML EBND over SAND CREEK	Replaced
1	E-17-GE	DENVER	I 70 ML WBND over SAND CREEK	Replaced
1	F-16-BM	DENVER	SH 88 ML over RR, LAKEWOOD GULCH	Replaced
1	F-16-DP	DENVER	I 25 ML over RDWY,RR, SOUTH PLATTE RVR; BRONCO BRIDGE	Replaced
1	F-16-DT	DENVER	I 25 ML NBND over US 85 ML (SANTA FE)	Replaced
1	F-16-DW	DENVER	I 25 ML SBND over US 85 ML (SANTA FE)	Replaced
1	F-16-FW	DENVER	US 287+SH 88 (FEDERAL) over US 40 ML (COLFAX)	Replaced
1	F-16-OG	DENVER	RAMP to I 25 NBND over US 6 ML	Repaired
1	F-17-AE	DENVER	SH 30 ML/HAVANA ST over CHERRY CREEK	Replaced

Current List of Completed Bridges Q4-FY2014

2013 Regions	Original Bridge Number	County	Facility Carried over Featured Intersection	Work Completed
1	G-16-B	DOUGLAS	US 85 ML over DRAW; COOK RANCH to LOUVIERS	Replaced
1	G-16-C	DOUGLAS	US 85 ML over DRAW; COOK RANCH to LOUVIERS	Replaced
1	E-16-FX	JEFFERSON	WASHINGTON STREET over SH 58 ML	Replaced
1	E-16-HA	JEFFERSON	SH 58 ML over FORD STREET, WASH	Replaced
1	E-16-HI	JEFFERSON	SH 58 ML over CO. RD,RR SPUR	Replaced
1	F-16-AM	JEFFERSON	US 285 ML SBND over SH 121 ML	Replaced
1	F-16-AY	JEFFERSON	US 285 ML NBND over SH 121 ML	Replaced
1	F-16-CS	JEFFERSON	SH121 ML-WADSWORTH over BEAR CREEK	Replaced
1	F-16-FL	JEFFERSON	US 6 ML over SH 95 ML/SHERIDAN AVE.	Replaced
1	F-16-I	JEFFERSON	US 285 ML SBND over PIERCE STREET	Replaced
2	O-25-H	BACA	US 160 ML over N FK SAND ARROYO	Replaced
2	O-25-I	BACA	US 160 ML over DRAW	Replaced
2	O-26-L	BACA	US 160 ML over CAT CREEK	Replaced- minor structures
2	L-24-F	BENT	SH 101 ML over PURGATOIRE RIVER	Repaired
2	M-24-B	BENT	SH 101 ML over DRAW	Replaced
2	L-21-U	CROWLEY	SH 96 ML over NUMA DRAIN CANAL	Replaced- minor structure
2	L-22-F	CROWLEY	SH 96 ML over BLACK DRAW	Replaced
2	H-17-M	EL PASO	I 25 ML over DRAW	Repaired
2	H-18-A	EL PASO	US 24 ML over BLACK SQUIRREL CREEK	Replaced
2	I-17-AE	EL PASO	US 24 ML EBND over FOUNTAIN CREEK	Repaired
2	I-18-G	EL PASO	US 24 ML over DRAW	Replaced
2	J-18-S	EL PASO	I 25 ML NBND over DRAW	Replaced- minor structure
2	J-18-T	EL PASO	I 25 ML NBND over DRAW	Replaced- minor structure
2	J-15-B	FREMONT	SH 9 ML over CURRANT CREEK	Replaced
2	K-16-K	FREMONT	SH 120 ML over RR, ARKANSAS RIVER	Replaced
2	K-16-Q	FREMONT	SH 120 ML over HARDSCRABBLE CREEK	Replaced
2	K-16-W	FREMONT	SH 67 ML over DRAW	Replaced
2	N-16-L	HUERFANO	SH 69 ML over TURKEY CREEK	Replaced

Current List of Completed Bridges Q4-FY2014

2013 Regions	Original Bridge Number	County	Facility Carried over Featured Intersection	Work Completed
2	N-17-N	HUERFANO	I 25 ML NBND over MISSOURI CREEK	Replaced
2	O-16-A	HUERFANO	SH 12 ML over CUCHARAS RIVER	Replaced
2	K-23-B	KIOWA	SH 96 ML over DRAW	Replaced
2	K-23-C	KIOWA	SH 96 ML over DRAW	Replaced
2	K-24-A	KIOWA	SH 96 ML over DRAW	Replaced
2	O-19-H	LAS ANIMAS	US 350 ML over PURGATOIRE RIVER	Replaced
2	O-19-J	LAS ANIMAS	US 350 ML over DRAW	Replaced
2	P-17-H	LAS ANIMAS	SH 12 ML over PURGATOIRE RIVER	Replaced
2	P-18-B	LAS ANIMAS	I 25 ML NBND over PURGATOIRE RIVER	Replaced
2	P-18-S	LAS ANIMAS	I 25 ML SBND over PURGATOIRE RIVER	Replaced
2	P-19-AD	LAS ANIMAS	SH 239(CO RD 75) ML over IRRIGATION CANAL	Replaced
2	L-22-E	OTERO	SH 266 ML over FT LYON STORAGE CANAL	Replaced
2	L-22-K	OTERO	SH 71 ML over FT LYON CANAL	Replaced
2	L-22-O	OTERO	SH 266 ML over HOLBROOK CANAL	Replaced
2	M-21-D	OTERO	US 350 ML over DRAW	Replaced
2	G-12-L	PARK	SH 9 ML over BUCKSKIN GULCH	Repaired
2	L-28-F	PROWERS	SH 89 ML over ARKANSAS RIVER	Replaced
2	K-18-Z	PUEBLO	SH 96 ML over RDWY, RR, ARKANSAS RVR	Replaced
2	L-19-C	PUEBLO	US 50 BUS. RT WBND over ST CHARLES RIVER	Replaced
2	M-17-R	PUEBLO	I 25 ML over DRAW	Repaired
2	M-20-A	PUEBLO	SH 10 ML over SAUNDERS ARROYO	Replaced
2	H-16-K	TELLER	SH 67 ML over DRAW	Replaced
2	I-15-Y	TELLER	US 24 ML over TWIN CREEK	Repaired
3	F-08-F	EAGLE	I 70 SERVICE RD over COLORADO RIVER (SR)	Replaced
3	F-09-H	EAGLE	US 6 ML over EAGLE RIVER	Replaced
3	J-09-C	GUNNISON	US 50 SERVICE RD over GUNNISON RVR OVERFLOW (SR)	Repaired
3	J-09-D	GUNNISON	US 50 SERVICE RD over GUNNISON RVR (SR)	Repaired
3	J-09-G	GUNNISON	SH 114 ML over TOMICHI CREEK	Replaced

Current List of Completed Bridges Q4-FY2014

2013 Regions	Original Bridge Number	County	Facility Carried over Featured Intersection	Work Completed
3	G-11-F	LAKE	US 24 ML over UP RR	Replaced
3	H-11-D	LAKE	US 24 ML over CALIFORNIA GULCH	Replaced
3	H-11-F	LAKE	US 24 ML over CALIFORNIA GULCH	Replaced- minor structure
3	H-09-B	PITKIN	SH 82 ML over CO RD, CASTLE CREEK	Repaired
3	C-09-C	ROUTT	US 40 ML over E FORK ELK RIVER	Replaced
4	G-21-B	ELBERT	I 70 FRONTAGE RD over DRAW (SR)	Replaced
4	B-16-AE	LARIMER	US 287 ML over DRAW	Replaced
4	C-15-I	LARIMER	US 34 ML over BIG THOMPSON RIVER	Replaced
4	C-15-J	LARIMER	US 34 ML over BIG THOMPSON RIVER	Replaced
4	G-22-J	LINCOLN	US 24 ML over DRAW	Replaced
4	A-24-C/A-26-F	LOGAN SEDGWICK	US 138 ML over DITCH/DRAW	Replaced- minor structure
4	B-17-C	WELD	US 85 ML (NUNN BRIDGE) over UPRR	Replaced
4	B-17-L	WELD	SH 14 ML over COALBANK CREEK	Replaced
4	C-17-BN	WELD	I 25 SERVICE RD over LITTLE THOMPSON RIVER	Replaced
4	D-17-AK	WELD	SH 66 ML over ST VRAIN RIVER	Replaced
4	D-28-B	YUMA	US 34 ML over N FK REPUBLICAN RIVER	Replaced
5	O-05-AQ	LA PLATA	US 160 ML over ANIMAS RIVER	Repaired
5	L-05-B	OURAY	SH 62 ML over UNCOMPAHGRE RIVER	Replaced
5	L-06-A	OURAY	US 550 ML over BEAR CREEK	Replaced
5	M-06-K	SAN JUAN	US 550 ML over MINERAL CREEK	Replaced
5	L-04-B	SAN MIGUEL	SH 145 ML over LEOPARD CREEK	Replaced

List of FASTER Eligible Bridges
Q4-FY2014

2013 Regions	Original Bridge Number	County	Facility Carried over	Featured Intersection	Budget	Status	Construction Start Date	Construction Complete Date	Project Delivery Method
1	F-19-AF	ADAMS	COUNTY ROAD over I 70 ML		TBD	Not Programmed	TBD	TBD	TBD
1	E-17-EZ	ADAMS	84TH AVE over I 25 ML		\$ 11,950,000	Construction Complete	02/24/11	10/31/12	D-B-B
1	E-17-GM	ADAMS	I 76 ML EBND over SOUTH PLATTE RIVER NE of JCT I 270		\$ 13,120,000	Construction Complete	09/12/11	07/23/12	D-B-B
1	E-17-GL	ADAMS	I 76 ML WBND over SOUTH PLATTE RIVER NE of JCT I 270		See E-17-GM	Construction Complete	09/12/11	07/23/12	D-B-B
1	E-16-AA	ADAMS	US 287 ML over BNSF RR SPUR		\$ 18,160,000	In Design	12/29/14	06/30/16	D-B-B
1	E-16-GQ	ADAMS	SH 95 ML (SHERIDAN BLVD) over UP RR, RR SPUR		\$ 7,330,000	Construction Complete	04/24/12	11/01/13	D-B-B
1	E-16-FP	ADAMS	80TH AVE over US 36 ML		\$ 11,360,000	Construction Complete	05/06/10	10/20/11	D-B-B
1	E-17-ER	ADAMS	SH 44 ML(104TH AVE) over BULL SEEP W of US 85		\$ 13,700,000	In Construction	01/06/14	06/30/15	D-B-B
1	E-17-CA	ADAMS	SH 44 ML(104TH AVE) over SOUTH PLATTE RIVER W of JCT US 85		See E-17-ER	In Construction	01/06/14	06/30/15	D-B-B
1	E-17-EX	ADAMS	PEORIA STREET over I 76 ML NE of JCT US 85		\$ 5,930,000	Construction Complete	07/24/13	12/05/13	D-B-B
1	E-17-DC	ADAMS	I 76 ML EBND over UP RR E of JCT US 85		\$ 17,860,000	Design Completed	07/08/14	06/01/16	D-B-B
1	E-17-DU	ADAMS	I 76 ML WBND over UP RR E of JCT US 85		See E-17-DC	Design Completed	07/08/14	06/01/16	D-B-B
1	E-17-HG	ADAMS	104TH AVE over I 25 ML		\$ 8,540,000	Construction Complete	05/21/09	12/20/10	Construction Complete
1	E-17-AR	ADAMS	SH 7 ML over SOUTH PLATTE RIVER		\$ -	Construction Complete	05/19/09	01/07/11	Construction Complete
1	E-17-DM	ADAMS	I 76 ML WBND over UP RR		\$ 6,750,000	Construction Complete	--	--	Construction Complete
1	E-17-DN	ADAMS	I 76 ML EBND over UP RR		\$ -	Construction Complete	--	--	Construction Complete
1	E-17-HL	ADAMS	I 76 ML EBND over SH 224 ML		\$ -	Construction Complete	--	--	Construction Complete
1	E-17-EP	ADAMS	SH 6 DITCH RIDER RD over BURLINGTON CANAL SR		\$ -	No Action Proposed	--	--	--
1	E-17-IC	ADAMS	YORK STREET over I 270 ML		TBD	Not Programmed	TBD	TBD	TBD
1	F-19-B	ARAPAHOE	US 36 ML over COMANCHE CREEK E of STRASBURG		\$ 1,860,000	Construction Complete	04/23/12	06/15/12	D-B-B
1	F-17-F	ARAPAHOE	US 40 ML(E COLFAX) EBND over SAND CREEK E of I-225		\$ 10,610,000	In Construction	07/23/13	12/22/14	D-B-B
1	F-17-BS	ARAPAHOE	US 40 ML(E COLFAX) WBND over SAND CREEK E of I-225		See F-17-F	In Construction	07/23/13	12/22/14	D-B-B
1	F-16-F	ARAPAHOE	US 85(SANTA FE) ML NBND over DAD CLARK GULCH in LITTLETON		\$ 3,030,000	Construction Complete	11/27/12	09/05/13	Streamlined D/B
1	F-17-DM	ARAPAHOE	SH 88 ML/ARAP RD over CHERRY CREEK W OF SH 83(PARKER RD)		\$ 30,130,000	In Construction	10/21/13	05/01/15	D-B-B
1	F-17-GO	ARAPAHOE	US 40 ML(E COLFAX) EBND over TOLLGATE CREEK W of I-225		\$ 14,390,000	In Construction	06/09/14	01/31/16	D-B-B
1	F-17-GA	ARAPAHOE	US 40 ML(E COLFAX) WBND over TOLLGATE CREEK W of I-225		See F-17-GO	In Construction	06/09/14	01/31/16	D-B-B
1	F-16-FY	ARAPAHOE	US 285 ML SBND over SH 88 ML		See F-16-AM	Construction Complete	08/31/10	07/31/11	Construction Complete
1	F-16-FZ	ARAPAHOE	US 285 ML NBND over SH 88 ML		See F-16-AM	Construction Complete	08/31/10	07/31/11	Construction Complete
1	F-19-F	ARAPAHOE	US 36 ML over DRAW		TBD	Not Programmed	TBD	TBD	TBD
2	O-26-L	BACA	US 160 ML over CAT CREEK W of SPRINGFIELD		\$ 3,960,000	Construction Complete	03/29/12	12/13/12	Modified D/B
2	O-25-I	BACA	US 160 ML over DRAW W of PRITCHETT		See O-26-L	Construction Complete	03/29/12	12/13/12	Modified D/B
2	O-25-H	BACA	US 160 ML over N FK SAND ARROYO SW of PRITCHETT		See O-26-L	Construction Complete	03/29/12	12/13/12	Modified D/B
2	M-24-B	BENT	SH 101 ML over DRAW S of LAS ANIMAS and JCT US 50		\$ 4,130,000	Construction Complete	03/29/12	10/31/12	Modified D/B
2	L-24-F	BENT	SH 101 ML over PURGATOIRE RIVER S of LAS ANIMAS		See M-24-B	Construction Complete	03/29/12	10/31/12	Modified D/B
4	E-15-AA	BOULDER	SH 170 ML over COMMUNITY DITCH AR CNTY RD / OLD WADS over US 36 ML (DENVER/BOULDER TNPK) SE of JCT SH 121		\$ 13,360,000	Construction Complete	05/10/12	10/30/13	D/B
1	E-16-FL	BROOMFIELD	SH 121 ML SBND- WADSWORTH PKWY over US 36 ML (DENVER/BOULDER TNPK)		\$ 28,150,000	Construction Complete	05/10/12	10/30/13	D/B
1	E-16-FK	BROOMFIELD	I 70 FRONTAGE RD over CLEAR CREEK (SR) W IDAHO SPRINGS		\$ 1,920,000	Construction Complete	07/19/10	11/23/10	Construction Complete
1	F-14-Y	CLEAR CREEK	I 70(BUSINESS RT) over I 70 ML		\$ 3,900,000	In Design	04/01/15	10/30/15	CMGC
1	F-15-BL	CLEAR CREEK	I 70 ML WBND over US 6, CLEAR CREEK		\$ -	No Action Proposed	--	--	--
1	F-15-D	CLEAR CREEK	I 70 FRONTAGE RD over CLEAR CREEK (SR)		\$ -	No Action Proposed	--	--	--
5	O-12-AD	CONEJOS	SH 371 ML over ALAMOSA RIVER		\$ -	No Action Proposed	--	--	--
2	L-22-F	CROWLEY	SH 96 ML over BLACK DRAW		See K-23-B	Construction Complete	08/18/10	09/21/11	Construction Complete
2	L-21-U	CROWLEY	SH 96 ML over NUMA DRAIN CANAL		\$ -	Construction Complete	--	--	Construction Complete
1	F-17-AE	DENVER	SH 30 ML/HAVANA ST over CHERRY CREEK		\$ 5,780,000	Construction Complete	02/07/11	06/15/12	Construction Complete

List of FASTER Eligible Bridges
Q4-FY2014

2013 Regions	Original Bridge Number	County	Facility Carried over	Featured Intersection	Budget	Status	Construction Start Date	Construction Complete Date	Project Delivery Method
1	E-17-GE	DENVER	I 70 ML WBND over SAND CREEK	E of QUEBEC ST	\$ 10,770,000	Construction Complete	07/29/11	07/06/12	D-B-B w/ A+B bid
1	E-17-BY	DENVER	I 70 ML EBND over SAND CREEK	E of QUEBEC ST	See E-17-GE	Construction Complete	07/29/11	07/06/12	D-B-B w/ A+B bid
1	F-16-DP	DENVER	I 25 ML over RDWY,RR, SOUTH PLATTE RVR	BRONCO BRIDGE	\$ 24,360,000	Construction Complete	05/02/11	07/11/13	Construction Complete
1	F-16-DT	DENVER	I 25 ML NBND over US 85 ML (SANTA FE)		\$ 17,920,000	Construction Complete	07/11/11	09/19/13	D-B-B
1	F-16-DW	DENVER	I 25 ML SBND over US 85 ML (SANTA FE)		See F-16-DT	Construction Complete	07/11/11	09/19/13	D-B-B
1	F-16-FW	DENVER	US 287+SH 88 (FEDERAL) over US 40 ML	(COLFAX)	\$ 7,890,000	Construction Complete	09/26/11	01/16/13	D-B-B
1	F-16-GG	DENVER	PERRY STREET over US 6 ML	W of FEDERAL	\$ -	No Action Proposed	--	--	Transfer out of CBE
1	F-16-EJ	DENVER	US 6 ML over BNSF RR	E SIDE OF I-25	\$ 14,140,000	In Construction	06/30/13	09/30/15	D/B
1	E-16-FW	DENVER	PECOS STREET over I 70 ML	in DENVER	\$ 25,500,000	Construction Complete	11/05/12	10/01/13	CMGC
1	F-16-EF	DENVER	US 6 ML over SOUTH PLATTE RIVER	W SIDE of I-25	\$ 16,380,000	In Construction	06/30/13	09/30/15	D/B
1	F-16-EN	DENVER	US 6 ML over BRYANT STREET	W SIDE OF I-25	\$ 36,210,000	In Construction	06/30/13	09/30/15	D/B
1	E-17-AH	DENVER	ON 40TH AVE W of SH 2 ML over BNSF RR		\$ -	No Action Proposed	--	--	Transfer out of CBE
1	E-17-EW	DENVER	I 70 ML EBND over UP RR;	W of QUEBEC STREET	TBD	Not Programmed	TBD	TBD	TBD
1	F-16-BM	DENVER	SH 88 ML over RR, LAKEWOOD GULCH		\$ -	Construction Complete	--	--	Construction Complete
1	E-17-FX	DENVER	I 70 ML over US 6, RR, CITY ST		\$ 39,500,000	In Design	TBD	TBD	TBD
1	E-17-DF	DENVER	I 70 ML WBND over UP RR;	W of QUEBEC STREET	TBD	Not Programmed	TBD	TBD	TBD
1	E-17-JP	DENVER	I 70 ML over HAVANA ST, UP RR		\$ 32,960,000	In Design	11/18/14	05/02/16	D/B
1	F-16-OG	DENVER	RAMP to I 25 NBND over US 6 ML		\$ -	Construction Complete	--	--	CDOT Maintenance
1	E-17-KR	DENVER	I 270 ML EBND over I 70 ML		TBD	Not Programmed	TBD	TBD	TBD
1	G-16-B	DOUGLAS	US 85 ML over DRAW;	COOK RANCH to LOUVIERS	\$ 3,410,000	Construction Complete	10/19/12	11/15/13	D-B-B
1	G-16-C	DOUGLAS	US 85 ML over DRAW;	COOK RANCH to LOUVIERS	See G-16-B	Construction Complete	10/19/12	11/15/13	D-B-B
1	G-17-A	DOUGLAS	US 85 ML over SAND CREEK		\$ 487,800	In Design	TBD	TBD	Design to be Shelved
3	F-09-H	EAGLE	US 6 ML over EAGLE RIVER	E of EAGLE	\$ 4,510,000	Construction Complete	07/20/11	05/18/12	D-B-B
3	F-08-D	EAGLE	I 70 SERVICE RD over UP RR (SR)		TBD	Not Programmed	TBD	TBD	TBD
3	F-08-F	EAGLE	I 70 SERVICE RD over COLORADO RIVER (SR)	N. of DOTSERO INT.	\$ 12,340,000	Construction Complete	09/04/12	09/30/13	CMGC
3	F-11-AC	EAGLE	I 70 ML EBND over US 6, RR, EAGLE RIVER	E of JCT SH 131	\$ 14,500,000	Design Completed	10/11/14	06/30/15	D-B-B w/ A+B bid
3	F-11-AB	EAGLE	I 70 ML WBND over US 6, RR, EAGLE RIVER	E of JCT US 24	See F-11-AC	Design Completed	10/11/14	06/30/15	D-B-B w/ A+B bid
3	F-10-L	EAGLE	I 70 ML EBND over US 6, RR, EAGLE RIVER		TBD	Not Programmed	TBD	TBD	TBD
3	F-11-AO	EAGLE	I 70 ML EBND over TIMBER CREEK		\$ -	No Action Proposed	--	--	--
2	H-18-A	EL PASO	US 24 ML over BLACK SQUIRREL CREEK	W of PEYTON	\$ 3,280,000	Construction Complete	11/15/11	08/17/12	D-B-B
2	I-17-AE	EL PASO	US 24 ML EBND over FOUNTAIN CREEK		See H-16-K	Construction Complete	08/04/10	10/21/10	Construction Complete
2	H-17-M	EL PASO	I 25 ML over DRAW		\$ -	Construction Complete	03/01/13	06/01/14	D/B
2	I-18-G	EL PASO	US 24 ML over DRAW	E of FALCON	\$ -	Construction Complete	--	--	Construction Complete
2	J-18-S	EL PASO	I 25 ML NBND over DRAW	S of FOUNTAIN	\$ 1,150,000	Construction Complete	02/20/12	08/17/12	Streamlined D/B
2	J-18-T	EL PASO	I 25 ML NBND over DRAW	S of FOUNTAIN	See J-18-S	Construction Complete	02/20/12	08/17/12	Streamlined D/B
2	I-17-O	EL PASO	I 25 SERVICE RD over PINE CREEK	S of JCT SH 56	\$ 430,000	No Action Proposed	--	--	--
4	G-21-B	ELBERT	I 70 FRONTAGE RD over DRAW (SR)		\$ 1,360,000	Construction Complete	01/28/13	05/23/13	D-B-B
4	G-21-Y	ELBERT	I 70 BUSINESS SPUR over I 70 ML		\$ -	No Action Proposed	--	--	--
2	K-16-K	FREMONT	SH 120 ML over RR, ARKANSAS RIVER	E of PORTLAND	\$ 6,140,000	Construction Complete	10/08/12	06/27/14	D-B-B
2	J-15-B	FREMONT	SH 9 ML over CURRANT CREEK	NW of JCT US 50	\$ 1,860,000	Construction Complete	05/04/11	10/31/11	Modified D/B
2	K-16-S	FREMONT	SH 120 ML over DRAW, UP RR	E of FLORENCE	\$ 5,200,000	Design Completed	08/01/14	04/30/15	D-B-B
2	K-16-Q	FREMONT	SH 120 ML over HARDSCRABBLE CREEK		\$ -	Construction Complete	--	--	Construction Complete
2	K-14-J	FREMONT	US 50 ML over DRAW,	near COTOPAXI	\$ 1,920,000	Design Completed	07/23/14	11/24/14	D-B-B
2	K-16-W	FREMONT	SH 67 ML over DRAW		\$ -	Construction Complete	--	41547	Construction Complete
2	K-14-B	FREMONT	US 50 ML over OAK CREEK		TBD	Not Programmed	TBD	TBD	TBD

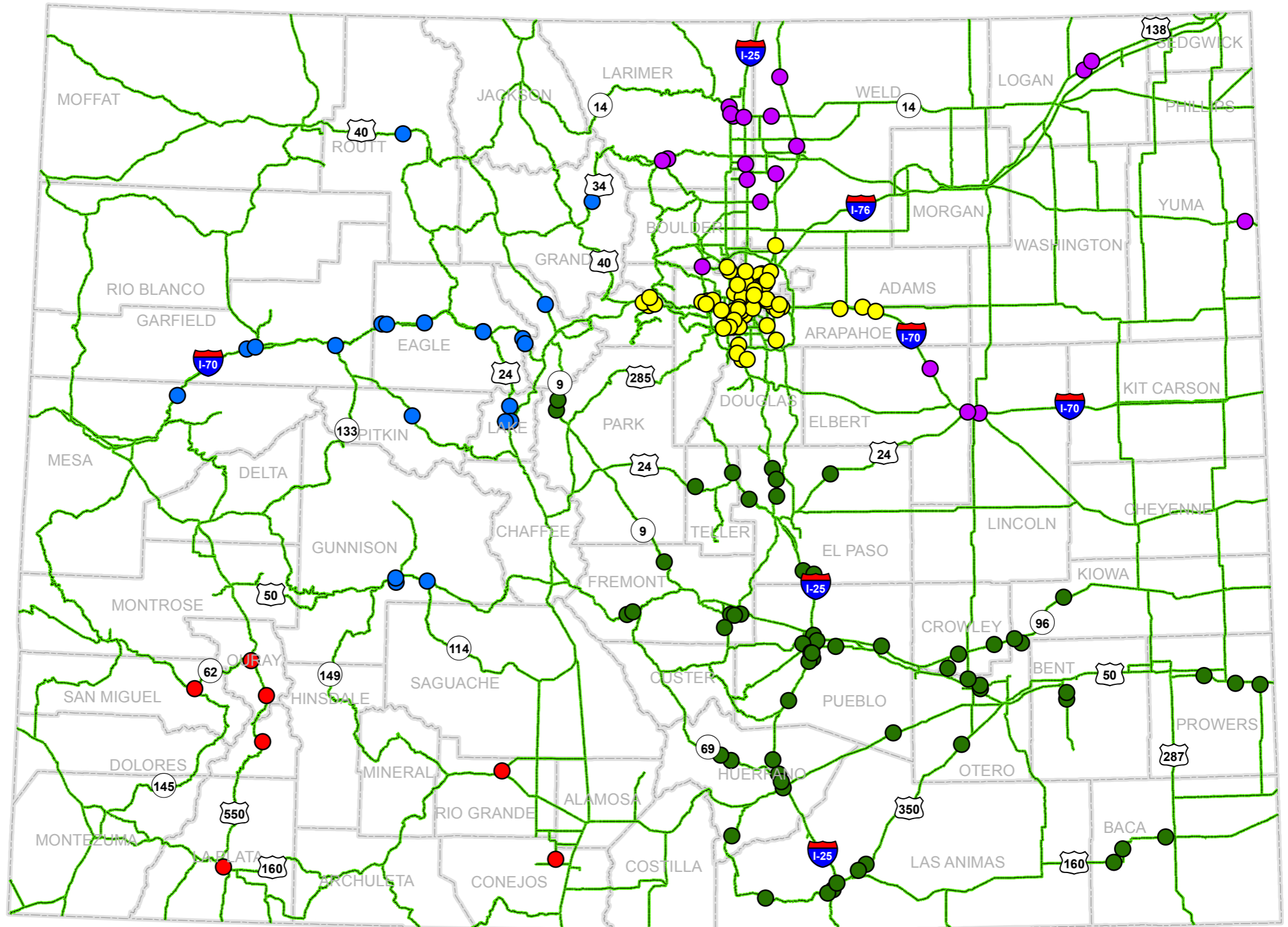
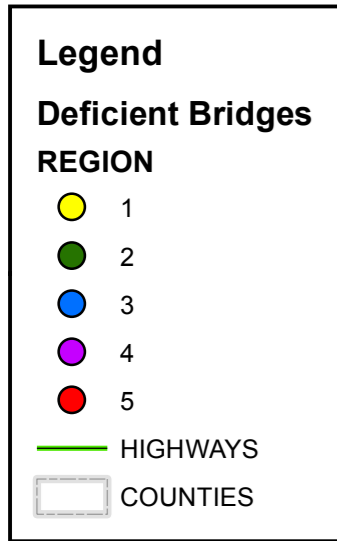
List of FASTER Eligible Bridges
Q4-FY2014

2013 Regions	Original Bridge Number	County	Facility Carried over	Featured Intersection	Budget	Status	Construction Start Date	Construction Complete Date	Project Delivery Method
3	F-07-A	GARFIELD	SH 82 ML over I 70 ML,	COLORADO RVR,RR GLENWOOD SPRINGS	\$ 98,580,000	In Design	04/01/15	11/20/17	CMGC
3	F-05-L	GARFIELD	I 70 ML WBND over	COLORADO RIVER	TBD	Not Programmed	TBD	TBD	TBD
3	F-05-C	GARFIELD	SH 13 ML over	RIFLE CREEK	\$ -	No Action Proposed	--	--	--
3	D-13-A	GRAND	US 34 ML over N FK	COLORADO RIVER	TBD	Not Programmed	TBD	TBD	TBD
3	J-09-C	GUNNISON	US 50 SERVICE RD over	GUNNISON RVR OVERFLOW (SR) W. SIDE of GUNNISON	\$ 2,720,000	Construction Complete	08/29/11	08/31/12	D-B-B
3	J-09-D	GUNNISON	US 50 SERVICE RD over	GUNNISON RVR (SR) W. SIDE of GUNNISON	See J-09-C	Construction Complete	08/29/11	08/31/12	D-B-B
3	J-09-G	GUNNISON	SH 114 ML over	TOMICHI CREEK	\$ -	Construction Complete	--	--	Construction Complete
2	N-17-N	HUERFANO	I 25 ML NBND over	MISSOURI CREEK	\$ 2,520,000	Construction Complete	01/27/11	09/01/11	Construction Complete
2	O-16-A	HUERFANO	SH 12 ML over	CUCHARAS RIVER S of LA VETA	See P-17-H	Construction Complete	02/19/12	11/15/12	Modified D/B
2	N-16-L	HUERFANO	SH 69 ML over	TURKEY CREEK	\$ 2,480,000	Construction Complete	06/22/11	07/15/11	Construction Complete
2	N-17-AD	HUERFANO	I 25 ML SBND over	US 160 ML, RR SPUR	\$ -	No Action Proposed	--	--	--
2	M-16-P	HUERFANO	SH 69 ML over	MILLIGAN ARROYO	\$ 500,000	In Design	--	--	Design to be Shelved
2	N-17-C	HUERFANO	I 25 BUS RT over	SULL CREEK	\$ 2,870,000	In Construction	02/17/14	09/30/14	D-B-B
2	N-17-BN	HUERFANO	I25 ML SBND over	CO RD 640, BUTTE CREEK	TBD	Not Programmed	TBD	TBD	TBD
2	N-17-S	HUERFANO	I25 ML NBND over	CO RD 103, BUTTE CREEK	TBD	Not Programmed	TBD	TBD	TBD
1	F-16-CS	JEFFERSON	SH 121 ML-WADSWORTH over	BEAR CREEK N OF 285	\$ 10,120,000	Construction Complete	03/26/12	08/30/13	D-B-B
1	F-16-FL	JEFFERSON	US 6 ML over	SH 95 ML/SHERIDAN AVE.	\$ 13,550,000	Construction Complete	01/03/12	07/12/13	D-B-B
1	F-16-AM	JEFFERSON	US 285 ML SBND over	SH 121 ML	\$ 47,400,000	Construction Complete	08/31/10	07/31/11	Construction Complete
1	F-16-AY	JEFFERSON	US 285 ML NBND over	SH 121 ML	See F-16-AM	Construction Complete	08/31/10	07/31/11	Construction Complete
1	F-16-I	JEFFERSON	US 285 ML SBND over	PIERCE STREET	See F-16-AM	Construction Complete	08/31/10	07/31/11	Construction Complete
1	E-16-FX	JEFFERSON	WASHINGTON STREET over	SH 58 ML	\$ 6,100,000	Construction Complete	02/20/08	11/02/09	Construction Complete
1	E-16-HI	JEFFERSON	SH 58 ML over	CO.RD,RR SPUR	\$ 9,150,000	Construction Complete	--	--	Construction Complete
1	E-16-HA	JEFFERSON	SH 58 ML over	FORD STREET, WASH	\$ 6,650,000	Construction Complete	06/04/13	06/27/14	D-B-B
1	F-16-ER	JEFFERSON	US 6 ML over	GARRISON STREET	\$ 13,200,000	In Design	10/21/14	12/31/15	Streamlined D/B
2	K-23-B	KIOWA	SH 96 ML over	DRAW	\$ 3,590,000	Construction Complete	08/18/10	09/21/11	Construction Complete
2	K-23-C	KIOWA	SH 96 ML over	DRAW	See K-23-B	Construction Complete	08/18/10	09/21/11	Construction Complete
2	K-24-A	KIOWA	SH 96 ML over	DRAW	See K-23-B	Construction Complete	08/18/10	09/21/11	Construction Complete
5	O-05-AQ	LA PLATA	US 160 ML over	ANIMAS RIVER	\$ 810,000	Construction Complete	07/26/10	11/23/10	Construction Complete
3	G-11-F	LAKE	US 24 ML over	UP RR	\$ 6,890,000	Construction Complete	12/30/10	11/09/11	Construction Complete
3	H-11-D	LAKE	US 24 ML over	CALIFORNIA GULCH	\$ -	Construction Complete	07/26/12	11/02/12	Construction Complete
3	H-11-F	LAKE	US 24 ML over	CALIFORNIA GULCH	\$ -	Construction Complete	07/26/12	11/02/12	Construction Complete
4	B-16-AE	LARIMER	US 287 ML over	DRAW N of JCT SH 1	\$ 3,960,000	Construction Complete	07/25/11	05/01/12	D-B-B
4	B-16-D	LARIMER	SH 14 ML over	CACHE LA POUFRE RIVER E of JCT US 287	\$ 14,680,000	Design Completed	08/14/14	11/30/15	D-B-B
4	C-15-I	LARIMER	US 34 ML over	BIG THOMPSON RIVER	\$ 5,360,000	Construction Complete	08/17/09	06/30/10	Construction Complete
4	C-15-J	LARIMER	US 34 ML over	BIG THOMPSON RIVER	See C-15-I	Construction Complete	08/17/09	06/30/10	Construction Complete
4	C-17-EL	LARIMER	I 25 ML over	DRAW	\$ -	No Action Proposed	--	--	--
4	B-16-EU	LARIMER	COUNTY ROAD 48 over	I 25 ML	TBD	Not Programmed	TBD	TBD	TBD
4	B-16-AM	LARIMER	PROSPECT ROAD over	I 25 ML	TBD	Not Programmed	TBD	TBD	TBD
2	P-17-H	LAS ANIMAS	SH 12 ML over	PURGATOIRE RIVER NW of WESTON	\$ 2,460,000	Construction Complete	02/19/12	11/15/12	Modified D/B
2	O-19-H	LAS ANIMAS	US 350 ML over	PURGATOIRE RIVER NE of JCT US 160	\$ 4,030,000	Construction Complete	04/29/13	04/11/14	D-B-B
2	P-18-B	LAS ANIMAS	I 25 ML NBND over	PURGATOIRE RIVER	\$ -	Construction Complete	--	--	Construction Complete
2	P-18-S	LAS ANIMAS	I 25 ML SBND over	PURGATOIRE RIVER	\$ -	Construction Complete	--	--	Construction Complete
2	O-19-J	LAS ANIMAS	US 350 ML over	DRAW S of MODEL	\$ 2,410,000	Construction Complete	12/03/12	06/18/13	D-B-B
2	P-19-AD	LAS ANIMAS	SH 239(CO RD 75) ML over	IRRIGATION CANAL in TRINIDAD	See O-19-J	Construction Complete	12/03/12	06/18/13	D-B-B
2	P-23-A MINOR	LAS ANIMAS	US 160 ML over	SMITH CANYON TRIBUTARY	\$ 1,510,000	Design Completed	08/01/14	12/31/14	D-B-B

List of FASTER Eligible Bridges
Q4-FY2014

2013 Regions	Original Bridge Number	County	Facility Carried over Featured Intersection	Budget	Status	Construction Start Date	Construction Complete Date	Project Delivery Method
4	G-22-J	LINCOLN	US 24 ML over DRAW E of LIMON	\$ 1,040,000	Construction Complete	05/02/11	08/24/11	D-B-B
4	A-24-C A-26-F	LOGAN SEDGWICK	US 138 ML over DITCH/DRAW	\$ 870,000	Construction Complete	10/01/10	12/15/10	Construction Complete
3	G-03-Q	MESA	I 70 ML WBND over COLORADO RIVER OVERFLOW	TBD	Not Programmed	TBD	TBD	TBD
2	L-22-O	OTERO	SH 266 ML over HOLBROOK CANAL NE of ROCKY FORD	\$ 8,370,000	Construction Complete	08/20/12	03/07/13	CMGC
2	L-22-E	OTERO	SH 266 ML over FT LYON STORAGE CANAL NE of ROCKY FORD	See L-22-O	Construction Complete	08/20/12	03/07/13	CMGC
2	L-22-K	OTERO	SH 71 ML over FT LYON CANAL NW of ROCKY FORD	See L-22-O	Construction Complete	08/20/12	03/07/13	CMGC
2	M-21-D	OTERO	US 350 ML over DRAW SW of LA JUNTA & TIMPAS	\$ 1,960,000	Construction Complete	10/19/11	05/18/12	D-B-B
2	L-22-L	OTERO	SH 71 ML over ARKANSAS RIVER	TBD	Not Programmed	TBD	TBD	TBD
5	L-05-B	OURAY	SH 62 ML over UNCOMPAGHRE RIVER SHERMAN ST in RIDGWAY	\$ 7,800,000	Construction Complete	04/24/12	11/09/12	D-B-B
5	L-06-A	OURAY	US 550 ML over BEAR CREEK	\$ 5,850,000	Construction Complete	07/26/10	10/24/11	Construction Complete
2	G-12-L	PARK	SH 9 ML over BUCKSKIN GULCH in ALMA	\$ 320,000	Construction Complete	9/5/11	12/29/11	D-B-B
2	G-12-C	PARK	SH 9 ML over PLATTE GULCH	TBD	Not Programmed	TBD	TBD	TBD
3	H-09-B	PITKIN	SH 82 ML over CO RD, CASTLE CREEK	\$ 980,000	Construction Complete	01/27/11	07/21/11	Construction Complete
2	L-28-F	PROWERS	SH 89 ML over ARKANSAS RIVER S of HOLLY	\$ 6,370,000	Construction Complete	02/16/11	12/01/11	D-B-B
2	L-27-S	PROWERS	US 50 ML over DRAW E of LAMAR	See L-28-C	Design Completed	08/18/14	08/01/15	D-B-B
2	L-28-C	PROWERS	US 50 ML over BNSF RR E of GRANADA	\$ 6,840,000	Design Completed	08/18/14	08/01/15	D-B-B
2	K-18-AX	PUEBLO	I 25 ML NBND over US 50 BUS. RTE.	\$ 2,560,000	In Design	10/01/14	09/01/15	D/B
2	K-18-CL	PUEBLO	I 25 ML SBND over NP RR, ILEX ST, BENNET ST S of JCT SH 96	\$ 45,980,000	In Design	10/01/14	10/01/16	D/B
2	K-18-CK	PUEBLO	I 25 ML NBND over NP RR, ILEX ST, BENNET ST N of JCT SH 50 E	See K-18-CL	In Design	10/01/14	10/01/16	D/B
2	K-18-R	PUEBLO	US 50 BUS EBND over ARKANSAS RIVER	\$ 1,680,000	In Design	10/01/14	09/01/15	D/B
2	K-18-Z	PUEBLO	SH 96 ML over RDWY, RR, ARKANSAS RVR	\$ -	Construction Complete	11/07/07	04/01/11	Construction Complete
2	L-18-AQ	PUEBLO	NORTHERN AVE over I 25 ML	\$ 2,900,000	In Design	10/01/14	09/01/15	D/B
2	L-18-M	PUEBLO	I 25 ML NBND over INDIANA AVE	\$ 1,540,000	In Design	10/01/14	09/01/15	D/B
2	L-18-W	PUEBLO	I 25 ML SBND over INDIANA AVE	\$ 780,000	In Design	10/01/14	09/01/15	D/B
2	L-19-C	PUEBLO	US 50 BUS RT WBND over ST CHARLES RIVER	\$ 2,960,000	Construction Complete	10/16/09	07/22/10	Construction Complete
2	M-17-R	PUEBLO	I 25 ML over DRAW	\$ -	Construction Complete	--	--	Construction Complete
2	M-20-A	PUEBLO	SH 10 ML over SAUNDERS ARROYO	\$ 2,000,000	Construction Complete	--	--	Construction Complete
2	L-18-AU	PUEBLO	MESA AVE over I 25 ML	\$ 1,930,000	In Design	10/01/14	09/01/15	D/B
2	K-17-F	PUEBLO	SH 96 ML over RUSH CREEK	TBD	Not Programmed	TBD	TBD	TBD
2	L-19-G	PUEBLO	SH 96 ML over BOB CREEK CANAL	TBD	Not Programmed	TBD	TBD	TBD
5	N-11-C	RIO GRANDE	SH 112 ML over RIO GRANDE CANAL	TBD	Not Programmed	TBD	TBD	TBD
3	C-09-C	ROUTT	US 40 ML over E FORK ELK RIVER W of STEAMBOAT SPGS	\$ 5,640,000	Construction Complete	02/28/13	11/19/13	D-B-B
5	M-06-K	SAN JUAN	US 550 ML over MINERAL CREEK	\$ 3,650,000	Construction Complete	08/17/09	06/01/11	Construction Complete
5	L-04-B	SAN MIGUEL	SH 145 ML over LEOPARD CREEK JCT SH 62 - PLACERVILLE	\$ 3,860,000	Construction Complete	05/15/12	12/07/12	D-B-B
3	E-12-I	SUMMIT	SH 9 ML over BLUE RIVER	\$ -	No Action Proposed	--	--	--
2	H-16-K	TELLER	SH 67 ML over DRAW	\$ 2,620,000	Construction Complete	08/04/10	12/31/10	Construction Complete
2	I-15-Y	TELLER	US 24 ML over TWIN CREEK	See H-16-K	Construction Complete	08/04/10	10/21/10	Construction Complete
4	C-17-BN	WELD	I 25 SERVICE RD over LITTLE THOMPSON RIVER S of JCT SH 56	\$ 2,720,000	Construction Complete	09/04/12	04/12/13	D/B
4	D-17-AK	WELD	SH 66 ML over ST VRAIN RIVER W of PLATTEVILLE	\$ 6,000,000	Construction Complete	11/05/12	10/30/13	D-B-B
4	C-18-BK	WELD	US 85 BYPASS SBND over US 85 BUS RT	\$ -	No Action Proposed	--	--	--
4	D-19-A	WELD	I 76 SERVICE RD over LOST CREEK SR	\$ -	No Action Proposed	--	--	--
4	B-17-L	WELD	SH 14 ML over COALBANK CREEK W of AULT	\$ 7,530,000	Construction Complete	02/01/13	09/30/13	D-B-B
4	B-17-C	WELD	US 85 ML (NUNN BRIDGE) over UPRR	\$ 7,650,000	Construction Complete	03/17/13	06/13/14	D-B-B
4	C-17-B	WELD	SH 60 ML over SOUTH PLATTE RIVER	TBD	Not Programmed	TBD	TBD	TBD
4	D-28-B	YUMA	US 34 ML over N FK REPUBLICAN RIVER W of LAIRD	\$ 3,470,000	Construction Complete	06/25/12	12/14/12	D-B-B

Colorado State Map of FASTER Eligible Bridges



180 Faster Eligible Bridges