



## **COLORADO DEPARTMENT OF STATE** STRATEGIC PLAN AND BUDGET REQUEST

FY 2013-14

Submitted November 1, 2012

**Scott E. Gessler**  
*Secretary of State*

*We serve the American Dream*



**STATE OF COLORADO**  
**Department of State**

1700 Broadway  
Suite 250  
Denver, CO 80290

**Scott Gessler**  
Secretary of State

**Gary Zimmerman**  
Chief of Staff

Main Number (303) 894-2200  
Administration (303) 860-6900  
Fax (303) 869-4860  
TDD/TYY (303) 869-4847

November 1, 2012

Dear Coloradans,

This year my office prepared a new Strategic Plan using an updated format and methodology. The intent is to comply with requirements set forth by the legislature, while also providing a plan that is understandable for lawmakers, constituent groups, the public, and our employees. Our mission, vision, values, strategies, goals, objectives and metrics must be transparent, so that you don't need special knowledge or experience with my office to understand our actions.

This plan addresses major shortcomings in last year's plan. Previously, plans were created by a handful of senior managers and did not integrate division, work-unit, and individual performance objectives and measurements. Our new plan was created using an exhaustive and detailed process. Department employees first received a primer on strategic planning. We created a Strategic Plan Work Group, representing every level and division on the organization chart. After exploring many conceptual ideas the office held feedback sessions with all employees and external advisory committees.

Our plan lays out a bold vision for the future. At the same time, the office has made significant gains since last year's plan. The Business & Licensing Division rolled-out new web-based systems that allow for a better, faster, and cheaper customer experience. A new e-Learning Platform now provides statewide training for our business, non-profit, and county customers without the burden and expense of travel to Denver. We now have more registered voters than any time in Colorado history—an accomplishment achieved with the help of a statewide media campaign and groundbreaking technological innovation. Through process-improvement and technology, we have lowered many fees while improving service levels. We have eight million customer interactions per year, and we believe our customers deserve effective and efficient service. That way, they can focus on growth and prosperity—not government regulation.

You may notice that our Strategic Plan declares "We serve the American Dream." People interact with our office for many reasons: starting or expanding a business, raising money to support charities, adopting a child, creating an issue committee, or running for office. We recognize that our effectiveness can help or hinder these efforts.

Most of this document is forward-looking. The Strategic Plan encompasses the next three to five years, and the budget covers the 2013/14 fiscal year.

Whatever your dream may be, we are here to help.

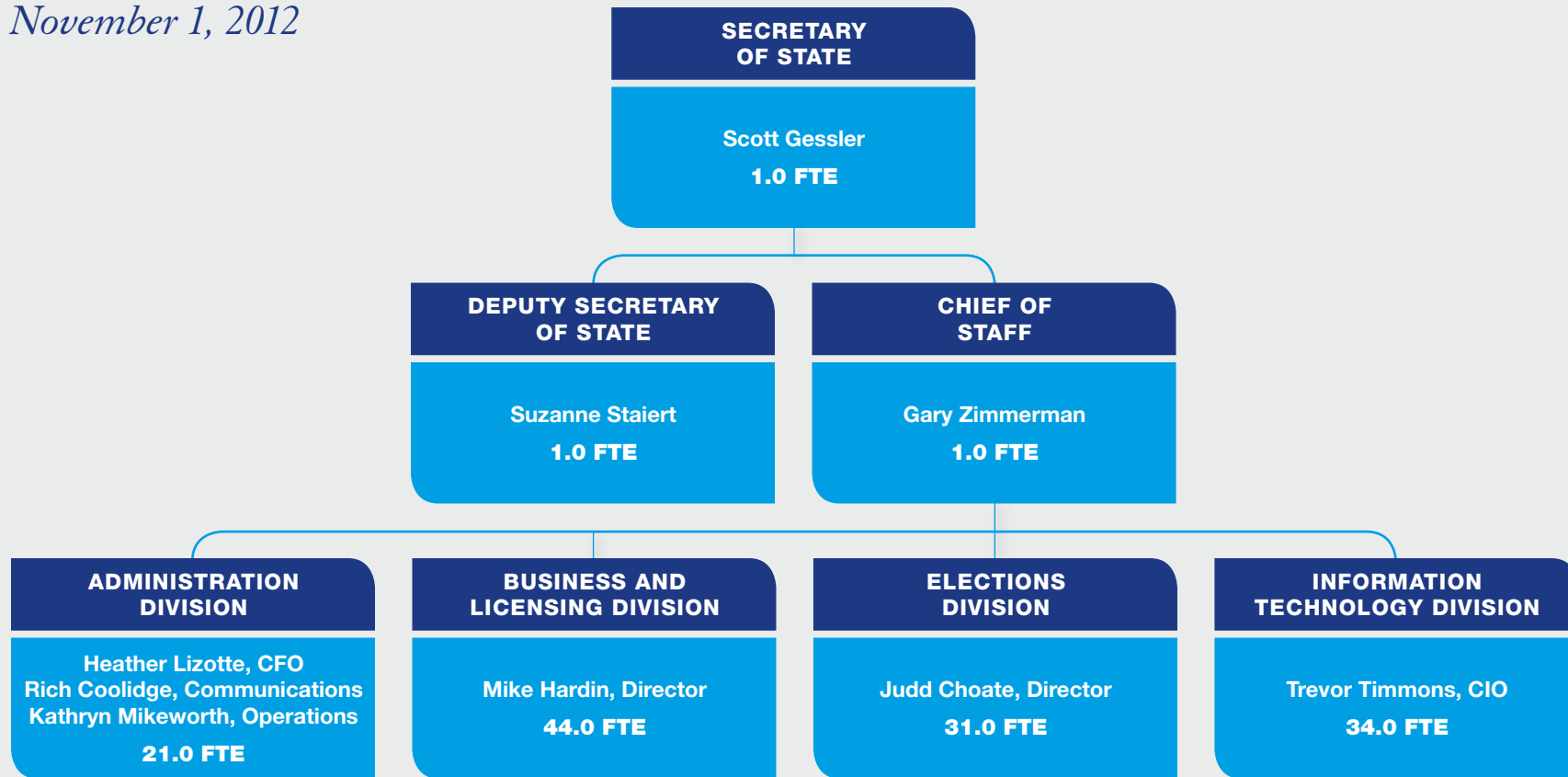
Sincerely,

Scott E. Gessler  
Colorado Secretary of State

# Table of Contents

<b>Department Description</b> .....	<b>1</b>
<b>Strategic Plan</b> .....	<b>6</b>
<b>Change Requests</b> .....	<b>20</b>
Election Night Reporting .....	22
Implement Microsoft Sharepoint .....	25
Secure File Transfer System Replacement .....	29
<b>Schedule 2-Department Summary</b> .....	<b>32</b>
<b>Schedule 3-Line Item Detail</b> .....	<b>33</b>
Administration .....	33
Special Purpose .....	60
Information Technology Services .....	67
<b>Position Object Detail Report</b> .....	<b>81</b>
Administration .....	81
Special Purpose .....	100
Information Technology Services .....	105
<b>Schedule 5-Line Items to Statute</b> .....	<b>113</b>
<b>Schedule 6-Special Bills Summary</b> .....	<b>115</b>
<b>Schedule 7-Supplemental Bills Summary</b> .....	<b>118</b>
<b>Schedule 8-Common Policy Summary</b> .....	<b>119</b>
<b>Schedule 9-Cash Funds Reports</b> .....	<b>122</b>

November 1, 2012



## Funds Appropriation Overview

	FTE	TOTAL FUNDS
<b>FY 2012-13 APPROPRIATION</b>		
Administration	99.0	\$ 9,022,579
Special Purposes	0.0	\$ 4,977,973
Information Technology Services	34.0	\$ 6,513,529
<b>FY 2012-13 APPROPRIATION</b>	<b>133.0</b>	<b>\$ 19,893,142</b>

## Background Information

The Department of State performs several functions, ranging from registering businesses to overseeing elections. The *Business and Licensing Division* receives filings such as business registrations, trade names, secured liens, lobbyist registrations, notary public applications, and bingo and raffle reports. Most filings are submitted electronically, and the office disseminates this information to the public through its web site. The *Elections Division* oversees state elections and has primary responsibility for campaign finance reporting and statewide ballot initiative certification. Two other divisions in the Department, *Administration* and *Information Technology*, support the office's programs.

Cash funds generated by business and other filings support nearly all of the Department's activities. Federal grants provide the remainder of funding. With the exception of Information Technology Services and special purpose lines, the Department of State is bottom-line funded; i.e., the Long Bill appropriations are aggregated under "Administration." Appropriations through this method allow the Department to use resources as needed by each division.



## *Prior Year Legislation*

The following 2012 legislation impacts the functions of the Department of State.

**SB 12-123 (Brown, Renfroe) Electronic filing system – improvements – integration with other systems:** authorizes enhancements to the system, designation of commercial registered agents and reporting entities anniversary month.

**HB 12-1143 (Ferrandino, Steadman ) State reimbursement to counties for ballot measure elections:** adjusts the reimbursement rates the state pays county governments for costs associated with elections involving statewide ballot measures.

**HB 12-1209 (Gardner, Carroll) Uniform Electronic Legal Material Act:** establishes procedures for the publication and authentication of certain state legal material that is available officially or exclusively through electronic media.

**HB 12-1236 (Summers, Jahn) Regulation of Charitable Solicitations:** extends the current filing deadline for charities annual reports by three months.

**HB 12-1274 (Swerdfeger, Jahn) Regulation of Notaries Public:** this allows for the exchange of information between the department of state and department of revenue's systems used to collect legal names, residential addresses and signatures of all applicants for driver's licenses and state identification cards.

**HB 12-1292 (Murray, Heath) Technical modifications to laws relating to the Administration of Elections:** non-substantive changes to election laws, including altering and clarifying elections-related deadlines; updating procedures in light of modern election practices or technology. Repealing redundant provisions; and recognizing the existence of more than two major political parties.

## Hot Issues

THE SECRETARY OF STATE LAUNCHED ONLINE FILING of Statements of Foreign Entity Authority on July 14, 2011. This streamlined the process for non-Colorado entities to transact business in Colorado. Online filing for foreign entities saves the Secretary of State's office approximately 800 hours and \$28,000 per year by replacing a manual, paper process. Online filing will also save businesses approximately \$150,000 per year due to lower fees for online filing.

STARTING IN JANUARY 2012, THE OFFICE ELIMINATED POSTCARDS and replaced them with email notifications. The Office estimates that this would save \$230,000 printing and mailing per year.

THE DEPARTMENT SUCCESSFULLY PARTNERED with the University of Colorado to PROVIDE QUARTERLY ECONOMIC INDICATORS REPORTS. The reports provide a resource for identifying and understanding business formation trends and the impact on Colorado's economy.

IN MAY 2012, THE DEPARTMENT LAUNCHED the Darwin system. This system, which replaced the aged UCC filing and notice system, supports FULLY-ELECTRONIC FILING OF UNIFORM COMMERCIAL CODE (UCC) AND OTHER LIEN DOCUMENTS, allows certified copies of documents to be obtained by customers for free, and allows, for the first time in Colorado, business-to-government XML filings using a national UCC electronic filing standard.

THE DEPARTMENT CREATED AND LAUNCHED THE NATION'S MOST ADVANCED SYSTEM FOR PREVENTING CORPORATE IDENTITY THEFT IN JANUARY 2012. This system, known as Secure Business Filing or SBF, is the first of its kind in the nation. The number of reported business ID theft cases in Colorado has declined even while this crime is receiving more attention across the country. Almost 30,000 businesses have established secure filing accounts since the rollout of this service.

THE DEPARTMENT'S ONLINE VOTER REGISTRATION (OLVR) RECORDED A REMARKABLE NUMBER OF NEW AND UPDATED VOTER REGISTRATION SUBMISSIONS in the weeks leading to the 2012 registration cutoff deadline. From September 1st to October 9th, 2012 OLVR was used by 230,000 people to update their record or register for the first time. Of these, 43,000 were new registrants. The Department's "voter lookup" page received 1.5 million hits on the cutoff day alone. By reducing paper and data entry, CDOS has saved the counties and the state incalculable resources.

THE DEPARTMENT CONTRACTED with a vendor to create a UNIFORM, ONE-STOP WEB LINK FOR ALL 2012 NATIONAL AND STATE ELECTION RESULTS FOR THE STATE OF COLORADO.

THE SECRETARY OF STATE HAS REDUCED MANY OF ITS FEES over the past year. Keeping the State of Colorado in the top five lowest fees in the nation. We have reduced fees on Foreign Entity filings, Non-profits, delinquency filings, notaries and soon annual reports.

THE DEPARTMENT RECEIVED a grant under The Uniform and Overseas Citizen Absentee Voting Act (UOCAVA) TO IMPLEMENT AN ONLINE BALLOT DELIVERY SYSTEM FOR MILITARY AND OVERSEAS VOTERS. For the November election, 17,186 UOCAVA voters have requested ballots, 8,000 were by email delivery, and 4,224 have downloaded their ballots online. In 2008, the Department had a total of 16,251 UOCAVA and that was with two wars going simultaneously. The ballot delivery system has been an amazing success.



## Hot Issues Continued

THE DEPARTMENT WAS AWARDED a \$1.2 million grant from the Department of Defense to INSTALL BALLOT-ON-DEMAND PRINTERS IN EACH COUNTY FOR THE 2012 ELECTION. These printers guaranteed the timely delivery of ballots to UOCAVA voters as well as assist with other elections functions. Despite an incredibly ambitious schedule, every BOD printer was delivered and installed on time for the counties to meet the 45-day deadline for UOCAVA mailings. A handful of counties are even using the printers to print all paper ballots issued by the county.

DURING THE WEEK OF SEPTEMBER 10-14, the Department of State sent postcards to 760,000 Coloradoans who were eligible to vote but not currently registered encouraging them to register to vote. This resulted in 39,000 new registrations through the online voter registration program in a 30-day period.

THE ABSTRACT PROJECT has seen a lot of progress as the application architecture is complete and the database structure completed and data loading is ongoing, the code development to input, organize and output data is in progress and all reports required to generate the Abstract have been specified and development is in progress .

IN SPRING 2012, THE DEPARTMENT LAUNCHED a pilot deployment of Microsoft Dynamics CRM to improve our customer service capabilities. We are using this system in three business units of the office and will deploy it to all customer service units of the office starting in January 2013. This system allows us to focus on providing superior customer service and identifying trends and urgent issues for rapid assessment and action.

### WORKLOAD INDICATORS

	ACTUAL FY10-11	ACTUAL FY11-12	ESTIMATED FY12-13	PROJECTED FY13-14
Number of business documents filed in paper format	9,856	1,855	1,602	1,500
Number of Colorado Open Records Act requests	63	60	75	60
Number of telephone calls to Business/Licensing call center	115,459	117,682	118,000	119,500
Number of rulemakings undertaken	10	17	7	18
Number of active committees in the TRACER campaign finance filing system	1,354	1,142	1,142	1,387



# *FY2013-14 Strategic Plan*

## INTRODUCTION


The Department of State primarily receives and makes information publicly available. Internet-based electronic filing and retrieval of information with the Department is favored by the general public, and in many cases, mandatory. The Department is continually web-enabling documents and information for its customers.

Even though each division within the Department has its own unique functions, some functions are consistent across programs, with the common thread being electronic information. For example:

**Licensing/Registering.** Businesses, charitable organizations, fund-raisers, voter registration drives, and lobbyists register with the Department, bingo-raffle organizations are licensed, and notaries public receive commissions from the State through the Department.

**Communicating/Educating.** Each division devotes significant time to communicating with and assisting its constituents, the public, the private sector, governmental bodies, media, and others who require information regarding the departmental programs.

**Records Disclosure.** Through their respective websites, the department's divisions make available information about businesses in Colorado, disclosure information of political candidates and committees, and the disclosure reports filed by registered charitable organizations.



**Electronic Filings.** Most of the records filed with the department are filed electronically, including business filings, voter registration, campaign finance disclosure, administrative rules, lobbyist reports, charitable organization reports.



In addition to serving as the “keeper of records”, the Secretary of State is the chief election official of the state, charged with administering extensive statutes that relate directly or indirectly to the conduct of elections for the State of Colorado.

## *Statutory Authority*

The statutory authority for the Department of State is found in Title 24, Article 21, Colorado Revised Statutes (2012).



*We serve the American Dream*


*Passion*   *Service*   *Integrity*   *Excellence*   *Innovation*

*Mission Statement*  
*We believe in... growing commerce and fostering political freedom by being value driven, ethical and efficient.*

*Vision Statement*  
*We serve you... by building trust, instilling confidence and offering creative solutions*

# ADMINISTRATION DIVISION

The Administration Division supports the Secretary of State and the Business and Licensing, Elections, and Information Technology divisions in the department by providing personnel, finance, and general administrative support. The division also provides communication and education to the public about the department's functions.



## Administration

## We serve the American Dream

Mission

Service

Integrity

Excellence

Innovation

**GOALS**

**Finance:** improve customer service by implementing more efficient payment processing system

**Improve financial reporting**

**Public Affairs:** Improve Communications and Public Outreach

**Legislative:** Develop agenda driving Department mission, vision and goals

**Operations:** Attract, retain, & develop a high-performing workforce

**Policy:** Create/coordinate policy development that supports all divisions & furthers Department agenda

**OBJECTIVES 2013**

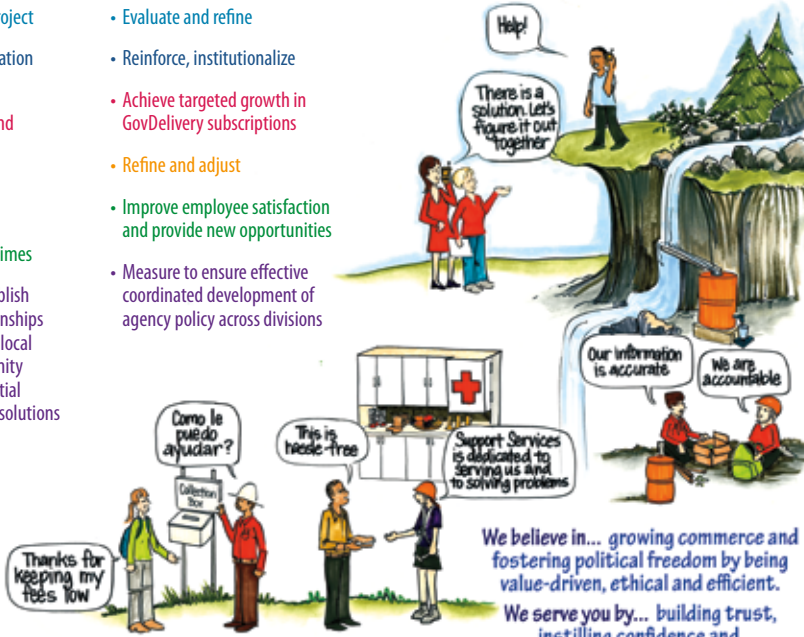
- Develop updated requirements
- Process financial transactions accurately and timely (2013-14)
- Educate Staff on Financial Reporting (2013-14)
- Work with advisors and constituents to improve and target key messages
- Define legislative goals for current and successive years
- Actively recruit talented candidates
- Identify and develop Department policy priorities

**OBJECTIVES 2014**

- Execute improvement project
- Simplify revenue compilation for reporting purposes
- Measure effectiveness and revise as necessary
- Measure impact versus program objectives
- Reduce recruiting cycle times
- Conduct research & establish effective working relationships with stakeholders, SME, local gov'ts, business community and electeds to ID potential policy-related concerns/solutions

**OBJECTIVES 2015**

- Evaluate and refine
- Reinforce, institutionalize
- Achieve targeted growth in GovDelivery subscriptions
- Refine and adjust
- Improve employee satisfaction and provide new opportunities
- Measure to ensure effective coordinated development of agency policy across divisions




**We believe in... growing commerce and fostering political freedom by being value-driven, ethical and efficient.**  
**We serve you by... building trust, instilling confidence and offering creative solutions.**

Alchemy www.ink24agency.com

## BUSINESS AND LICENSING DIVISION

The Business and Licensing Division provides document filing, records management, information retrieval, and educational services. It registers business names and organizations, trade names and trademarks, and files secured transactions records and notary applications, making them, as well as other document filings, accessible to the public. This division also administers the lobbyist program, licenses entities involved in charitable bingo/raffle, registers charitable organizations, and publishes the Code of Colorado Regulations (CCR).



Office of the  
Secretary of State

# Business and Licensing

## We serve the American Dream

Precision

Service

Integrity

Excellence

Innovation

### GOALS

- Build outreach opportunities and relationships with stakeholders**
- Increase customer satisfaction through improved system usability and efficiency**
- Enhance Division performance through employee development and process improvement**
- Build credibility and public trust through accurate and transparent program administration**

### OBJECTIVES 2013


- Develop and improve E-Learning and online education products
- Create or revise externally facing communication products
- Increase stakeholder partnerships and collaborative processes
- Reduce turn-around-time for customer applications, filings, and reporting
- Reduce rejection rates in each program
- Increase alignment and automation of division reports
- Utilize process improvement tools to increase the consistency and quality of customer service
- Increase enforcement, auditing, and accounting capacity
- Reduce non-compliant filing

### OBJECTIVES 2014

- Establish and improve training and consulting programs
- Increase responsiveness to customers
- Decrease customer filing time
- Increase program capacity and throughput
- Increase accuracy of records, reports, and other materials
- Increase program transparency

### OBJECTIVES 2015

- Refine E-Learning and online productivity
- Reduce turn-around-time for customer applications, filings, and reporting
- Increase employee training and development opportunities to align with evolving operational needs



**We believe in... growing commerce and fostering political freedom by being value-driven, ethical and efficient.**  
**We serve you by... building trust, instilling confidence and offering creative solutions.**

## ELECTIONS DIVISION

The Elections Division supports the Secretary of State as the state's chief election official by administering and supervising statutory and constitutional provisions that relate directly or indirectly to the conduct of elections for the State of Colorado. These include certifying the content to the ballot, publishing the abstract of vote totals, as well as overseeing the verification of petitions for ballot issues, campaign finance filings, voting equipment certifications, requirements of the National Voter Registration Act and the Help America Vote Act, and maintaining the statewide voter registration system.



# Elections

We serve the American Dream

Passion

Service

Integrity

Excellence

Innovation

**Office of the Secretary of State**

GOALS	OBJECTIVES 2013	OBJECTIVES 2014	OBJECTIVES 2015
<b>Leverage Technology</b>	<ul style="list-style-type: none"> <li>• Improve Voter Rolls with ERIC</li> <li>• Military/Overseas Ballot Delivery System</li> </ul>	<ul style="list-style-type: none"> <li>• Multi-State Vote Check for Fraud</li> <li>• HAVA review of county equipment</li> </ul>	<ul style="list-style-type: none"> <li>• Agency/DMV Registration Data Coordination</li> <li>• Online Ballot Delivery for disabled</li> </ul>
<b>Process Uniformity</b>	<ul style="list-style-type: none"> <li>• Election Night Reporting</li> <li>• One Ballot on Demand System for each County</li> <li>• Uniform Voting Conceptualization</li> </ul>	<ul style="list-style-type: none"> <li>• All Voter Records Consolidated</li> <li>• Uniform Voting Contracts and Rulemaking</li> </ul>	<ul style="list-style-type: none"> <li>• Coordinated County Data Report</li> <li>• Uniform Voting Full Rollout</li> </ul>
<b>Education</b>	<ul style="list-style-type: none"> <li>• E-Learning Switchover</li> </ul>	<ul style="list-style-type: none"> <li>• Complete full class regimen for E-Learning</li> </ul>	<ul style="list-style-type: none"> <li>• Overhaul county clerk Training Requirements</li> <li>• Voter Outreach Ad Campaign 2012 election</li> </ul>
<b>Transparency/Compliance</b>	<ul style="list-style-type: none"> <li>• NVRA Compliance Improvement</li> <li>• Campaign Finance Fine Collection Improvement</li> </ul>	<ul style="list-style-type: none"> <li>• Post-Election Vote Audit full Implementation</li> <li>• Coordinated county reporting of election reimbursement</li> </ul>	<ul style="list-style-type: none"> <li>• Special Districts Under Title I</li> </ul>



We believe in... growing commerce and fostering political freedom by being value-driven, ethical and efficient.  
 We serve you by... building trust, instilling confidence and offering creative solutions.

# INFORMATION TECHNOLOGY (IT) DIVISION

The Information Technology (IT) Division provides technical and project management services, system development, and support to programs administered by IT and the other divisions of the Department.



## Information Technology

*We serve the American Dream*

Passion

Service

Integrity

Excellence

Innovation

Office of the Secretary of State

**GOALS**

- Improve agility, speed and quality
- Minimize the work done by external users

**OBJECTIVES 2013**


- Modernization of Production Environment
- Fully cohesive IT organization
- Data used for priority decisions
- Improvements through Business Efficiency Suite

**OBJECTIVES 2014**

- Plan for moving to leading software solutions
- Unified project execution across line of business
- Primary tasks by common form factors

**OBJECTIVES 2015**

- Bare minimum of technical debt
- Deliver the right thing fast
- Business Efficiency Suite fully realized



Reaching out to: Business entities, Lenders/Banks, Notaries, Charities, Campaign Finance, Voters, Counties

We believe in... growing commerce and fostering political freedom by being value-driven, ethical and efficient.  
We serve you by... building trust, instilling confidence and offering creative solutions.

## Goals and Objectives

Using the following strategies, the Department will focus on activities to improve its use of technology and utilization of other resources to better serve its customers, and to ensure the integrity of elections.

### STRATEGIES

The Department will accelerate its LEAN-based Process-Improvement and Mapping Initiative by leveraging multi-layer process analysis for the purpose of ongoing customer service and productivity improvement.

The Department will strive to increase the percentage of registered Colorado voters and improve the accuracy of Colorado voter rolls through leadership and growth of the ERIC Project and refinement and use of other available data-matching tools.

The Department will lead the improvement of election administration and minimize county capital expenditure and maintenance costs via planning and implementation of a statewide Uniform Voting System.

The Department will provide expanded eLearning, data and analysis tools, and consultative services in order to reduce the cost and to simplify regulatory compliance for its elections, business and charitable program customers.

Continue to introduce innovative online products and services for the purpose of reducing customer costs when interacting with the Department.



# Goals, Objectives and Performance Measures

**GOAL:** Improve financial reporting and payment processing systems.

**OBJECTIVE:**

Complete upgrade of financial reporting system by July 1, 2014, and—Enhance effectiveness via financial education of customer-facing employees..

**EVALUATION:**

Reduce the number of person hours required to complete the monthly financial close by 10%—Reduce the number of credit card settlement days from 2 to 5 days to someday, and—Achieve and maintain 90% financial literacy of customer-facing employees by June 30, 2014.

**ACTIVITY:**

Develop project requirements by October 1, 2013 and execute by July 1, 2014.

**ACTIVITY:**

Develop eLearning self-paced training course by July 1, 2012 for all relevant employees to complete by January 1, 2014.

**PERFORMANCE MEASURE:**

THESE PERFORMANCE MEASURES ARE IN DEVELOPMENT AND WILL BE ADDED PRIOR TO THE JANUARY DEADLINE	ACTUAL FY10-11 BENCHMARK	ACTUAL FY11-12	ESTIMATED FY12-13	PROJECTED FY13-14



## Goals, Objectives and Performance Measures

**GOAL:** Increase number of Secretary of State and Staff constituent/customer interactions.

**OBJECTIVE:**

Reduce rejection rates and time spent by customers in their interactions with the Department.

**EVALUATION:**

By July 1, 2014, increase the number of constituent/customer speaking, engagements, training events, consultative meetings and eLearning activities by 10%.

**ACTIVITY:**

Enhance and refine communications targeting, quality and rate to industry, religious, veterans and other groups that regularly interact with the Department.

**PERFORMANCE MEASURE:**

	<b>ACTUAL FY10-11 BENCHMARK</b>	<b>ACTUAL FY11-12</b>	<b>ESTIMATED FY12-13</b>	<b>PROJECTED FY13-14</b>
Number of Constituent Notices	0	91	110	130
Number of Press Releases	34	32	45	40
Number of Speaking Engagements	12	31	40	45

# Goals, Objectives and Performance Measures

**GOAL:** To improve services provided to Department of State customers.

**OBJECTIVE:**

By FY13-14, reduce the number of rejected notary public commission applications by 10%.

**EVALUATION:**

The department will evaluate its success through daily performance dashboards and periodic ad hoc reporting tools. Continuous rejection rate monitoring will drive midstream adjustments while periodic comparisons between current rates, historical trends and initial estimated benchmarks will provide valuable feedback on progress toward our overall goal.

**ACTIVITY:**

Improve the current online application system to allow acceptance of required documents for a notary public commission.

**ACTIVITY:**

Pursue legislation that will eliminate dated requirements associated with signatures and usability.

**PERFORMANCE MEASURE:**

	<b>ACTUAL FY10-11 BENCHMARK</b>	<b>ACTUAL FY11-12</b>	<b>ESTIMATED FY12-13</b>	<b>PROJECTED FY13-14</b>
Number of Notary Applications Filed	24,060	24,441	23,985	24,000
Number of Notary Applications Rejected	4,652	4,063	3,765	3,600

## Goals, Objectives and Performance Measures

**GOAL:** To improve services provided to Department of State customers.

**OBJECTIVE:**

By FY13-14, reduce the rate of rejected UCC documents to less than .01%.

**EVALUATION:**

The department will evaluate its success through daily performance dashboards and periodic ad hoc reporting tools. Continuous rejection rate monitoring will drive midstream adjustments while periodic comparisons between current rates, historical trends and initial estimated benchmarks will provide valuable feedback on progress toward our overall goal.

**ACTIVITY:**

Web-enable the filing of all UCC documents, except federal tax liens.

**PERFORMANCE MEASURE:**

	<b>ACTUAL FY10-11 BENCHMARK</b>	<b>ACTUAL FY11-12</b>	<b>ESTIMATED FY12-13</b>	<b>PROJECTED FY13-14</b>
Number of paper UCC documents filed	41,599	29,338	13,242	13,639
Number of paper UCC filings rejected	826	823	36	20

*Note: The Department web-enabled UCC filings at the end of May 2012. Estimates are based on IRS Federal Tax Lien filings. Currently, the Department receives approximately 1000 IRS filings a month.*

# Goals, Objectives and Performance Measures

**GOAL:** To improve services provided to Department of State customers.

**OBJECTIVE:**

By FY 13-14, reduce the number of rejected bingo-raffle license applications by 14%.

**EVALUATION:**

The department will evaluate its success through daily performance dashboards and periodic ad hoc reporting tools. Continuous rejection rate monitoring will drive midstream adjustments while periodic comparisons between current rates, historical trends and initial estimated benchmarks will provide valuable feedback on progress toward our overall goal.

**ACTIVITY:**

Through training, outreach and other communication efforts, educate potential applicants on the requirements for operating charitable gaming, prerequisites for licenses, and the application process.

**ACTIVITY:**

Develop and implement an online filing system that will assist applicants in determining if they meet prerequisites for a license, as well as guide them step-by-step through the application-filing process.

**PERFORMANCE MEASURE:**

	<b>ACTUAL FY10-11 BENCHMARK</b>	<b>ACTUAL FY11-12</b>	<b>ESTIMATED FY12-13</b>	<b>PROJECTED FY13-14</b>
Number of Licensed Bingo Entities	1,274	1,244	1,275	1,307
Number of Bingo-raffle licenses rejected	171	129	115	91

## Goals, Objectives and Performance Measures

**GOAL:** To improve services provided to Department of State customers.

**OBJECTIVE:**

By FY13-14, reduce the rejection rate for charitable registration filings from 14.2% to 11%

**EVALUATION:**

The department will evaluate its success through daily performance dashboards and periodic ad hoc reporting tools. Continuous rejection rate monitoring will drive midstream adjustments while periodic comparisons between current rates, historical trends and initial estimated benchmarks will provide valuable feedback on progress toward our overall goal.

**ACTIVITY:**

Through training, outreach and other communication efforts, educate potential registrants who are involved with charitable organizations, charitable solicitations and professional non-profit fund-raising regarding the registration requirements with the State.

**ACTIVITY:**

Refine the online filing system so that registrants are aware of information required to be filed.

**PERFORMANCE MEASURE:**

	<b>ACTUAL FY10-11 BENCHMARK</b>	<b>ACTUAL FY11-12</b>	<b>ESTIMATED FY12-13</b>	<b>PROJECTED FY13-14</b>
Number of Registered Charitable Organizations	9,168	10,072	11,130	12,300
Number of Applications Rejected	1,521	1,589	1,470	1,230

# Goals, Objectives and Performance Measures

**GOAL:** To ensure the integrity of Colorado election results.

**OBJECTIVE:**

Increase the number of counties using effective post-election audits to 100% by 2014 through the implementation of audit procedures that minimize risk and assure accurate election results.

**EVALUATION:**

The Department will use information on the success of the implementation of statewide audit procedures for the five counties already in process. These procedures are being created and implemented on a smaller scale in currently with great success. Rollout of the statewide implementation is set for this coming fiscal year.

**ACTIVITY:**

Implement the audit procedures that minimize risk and assure accurate election results as outlined in a \$230,000 grant awarded from the Election Assistance Commission.

**ACTIVITY:**

Partner with six counties and a statistical expert on election auditing to test these procedures.

**PERFORMANCE MEASURE:**

	<b>ACTUAL FY10-11 BENCHMARK</b>	<b>ACTUAL FY11-12</b>	<b>ESTIMATED FY12-13</b>	<b>PROJECTED FY13-14</b>
Number of counties utilizing risk-limiting post-election audit procedures	NA	3	5	64

*Colorado Department of State*  
*FY 2013-14 Budget Request*

- *Change Requests*
- *Schedule 2 – Department Summary*
- *Schedule 3 – Line Item Detail*
- *Position Object Code Detail Reports*
- *Schedule 5 – Line Items to Statute*
- *Schedule 6 – Special Bills Summary*
- *Schedule 7 – Supplemental Bills Summary*
- *Schedule 8 – Common Policy Summary*
- *Schedule 9 – Cash Fund Reports*

DEPARTMENT OF STATE

SCHEDULE 10

Summary of FY 2013-14 Funding Requests

PRIORITY	DIVISION	IT REQUEST	TITLE	FTE	TOTAL FUNDS	GENERAL FUND	CASH FUNDS	REAPPROPRIATED FUNDS	FEDERAL FUNDS
<b>DECISION ITEMS</b>									
1	INFORMATION TECHNOLOGY SERVICES	YES	<b>ELECTION NIGHT REPORTING</b>	0.0	\$177,816	\$0	\$177,816	\$0	\$0
			(3 ) Information Technology Services, Personal Services	0.0	\$65,316	\$0	\$65,316	\$0	\$0
			(3 ) Information Technology Services, Hardware/Software Maintenance	0.0	\$112,500	\$0	\$112,500	\$0	\$0
2	INFORMATION TECHNOLOGY SERVICES	YES	<b>SHAREPOINT SOFTWARE</b>	1.0	\$329,261	\$0	\$329,261	\$0	\$0
			(3 ) Information Technology Services, Personal Services	1.0	\$200,196	\$0	\$200,196	\$0	\$0
			(3 ) Information Technology Services, Asset Management	0.0	\$129,065	\$0	\$129,065	\$0	\$0
3	INFORMATION TECHNOLOGY SERVICES	YES	<b>SECURE FILE TRANSFER</b>	0.0	\$31,200	\$0	\$31,200	\$0	\$0
			(3 ) Information Technology Services, Asset Management	0.0	\$31,200	\$0	\$31,200	\$0	\$0
<b>TOTAL - DECISION ITEMS</b>				1.0	\$538,277	\$0	\$538,277	\$0	\$0
<b>BASE REDUCTION ITEMS</b>									
<b>TOTAL - BASE REDUCTION ITEMS</b>				0.0	\$0	\$0	\$0	\$0	\$0
<b>NON-PRIORITIZED ITEMS</b>									
<b>TOTAL NON PRIORITIZED ITEMS</b>				0.0	\$0	\$0	\$0	\$0	\$0
<b>GRAND TOTAL NOVEMBER 1, 2012</b>				1.0	\$538,277	\$0	\$538,277	\$0	\$0



*FY 2013-14 Funding Request  
November 1, 2012*



STATE OF COLORADO  
Department of State

John W. Hickenlooper  
Governor

Scott Gessler  
Secretary of State

**DEPARTMENT PRIORITY: 1**  
Election Night Reporting

SUMMARY OF INCREMENTAL FUNDING CHANGE FOR FY 2013-14	TOTAL FUNDS	GENERAL FUND	FTE
Election Night Reporting System for Colorado	\$ 626,460	\$ 626,460	0.0

**REQUEST SUMMARY:**

The amount of this request is \$626,460. The funding change will be used to implement an Election Night Reporting (ENR) system for the entire state of Colorado.

**PROBLEM OR OPPORTUNITY:**

The problem is inconsistent delivery of election results from a timing and formatting perspective. The opportunity is to leverage an established system to deliver results in a timely, consistent manner to all elections stakeholders. Colorado is one of only 8 states that does not provide this service.

**BRIEF BACKGROUND:**

Historically, reporting election night results has been left to the counties to do, which has resulted in different delivery methods and information formats, delivered at different times after polls have closed.

**PROPOSED SOLUTION:**

The proposed solution is the licensing of a software solution and related support services and implementation of the application across all Colorado counties.

**ALTERNATIVES:**

Alternatives include the status quo with the issues already cited, or developing a solution in-house to achieve the benefits of the application already developed.

**ANTICIPATED OUTCOMES:**

Operationally, the solution breaks down in to three steps:

- Implementation of the application on the vendor's system, minor modification of the SoS/county websites to access the system.
- Configuration of the application for each Colorado election for which it will be used.
- Use of the application on election night.
- The proposed solution is justified as the best alternative for two reasons:
  - The application is already developed and has been field tested in multiple states with great success and minimum issues
  - The vendor is the only one in this application space who possesses working relationships with all four of the State's election tabulation systems and as such is uniquely positioned to implement and support a state-wide solution.

**ASSUMPTIONS FOR CALCULATIONS:**

- All counties participate in the program
- No significant changes are made to state tabulation systems
- No significant increases in licensing and support costs

**CONSEQUENCES IF NOT FUNDED:**

If not funded the system will not be purchased/implemented, leaving the counties and the State to continue with existing individual Election Night reporting systems.

**IMPACT TO OTHER STATE GOVERNMENT AGENCY:**

The counties will be positively impacted by providing a solution for their ENR processes and will have reduced Election Night distractions by having Elections Stakeholders (voters, candidates, media outlets) able to access the information desired without interaction with Elections personnel.

**CASH FUND PROJECTIONS:**

The Department of State Cash Fund balance is currently over \$7 million.

**RELATION TO PERFORMANCE MEASURES:**

Measures will be developed and implemented with the January submission.

**SUPPLEMENTAL, 1331 SUPPLEMENTAL, OR BUDGET AMENDMENT CRITERIA:**

Not applicable

**CURRENT STATUTORY AUTHORITY OR NEEDED STATUTORY CHANGE:**

No statutory change is required.

ADDITIONAL REQUEST INFORMATION	YES	NO	ADDITIONAL INFORMATION
Is this request driven by a new statutory mandate?		X	
Will this request require a statutory change?		X	
Is this a one-time request?	X		Request for budget through FY16
Will this request involve any IT components?	X		Minor County/State website changes

**COST CALCULATIONS FOR REQUEST**

PROJECTED COSTS	FY 2014-15	FY 2015-16	THEREAFTER
Software	\$112,500	\$225,000	\$112,500
Implementation	\$28,268		
Support	\$37,048	\$74,096	\$37,048
<b>TOTALS</b>	<b>\$177,816</b>	<b>\$299,096</b>	<b>\$149,548</b>

# SCHEDULE 13 Funding Request for the 2013-14 Budget Cycle

Department: Department of State  
 Request Title: Election Night Reporting  
 Priority Number: 1  
 Dept. Approval by: Heather Lizotte 10/17/2012  
Date  
 OSPB Approval by: \_\_\_\_\_  
Date

- Decision Item FY 2013-14
- Base Reduction Item FY 2013-14
- Supplemental FY 2012-13
- Budget Amendment FY 2013-14

LINE ITEM INFORMATION		FY 2012-13		FY 2013-14		FY 2014-15
		1	2	3	4	6
	Fund	Appropriation FY 2012-13	Supplemental Request FY 2012-13	Base Request FY 2013-14	Funding Change Request FY 2013-14	Continuation Amount FY 2014-15
<b>TOTAL OF ALL LINE ITEMS</b>	<b>TOTAL</b>	6,100,127	-	6,225,772	177,816	299,096
	<b>FTE</b>	34.0	-	34.0	-	-
	<b>GF</b>	-	-	-	-	-
	<b>GFE</b>	-	-	-	-	-
	<b>CF</b>	6,100,127	-	6,225,772	177,816	299,096
	<b>RF</b>	-	-	-	-	-
	<b>FF</b>	-	-	-	-	-
<b>(3) INFORMATION TECHNOLOGY SERVICES, PERSONAL SERVICES</b>	<b>TOTAL</b>	4,643,257	-	4,768,902	65,316	74,096
	<b>FTE</b>	34.0	-	34.0	-	-
	<b>GF</b>	-	-	-	-	-
	<b>GFE</b>	-	-	-	-	-
	<b>CF</b>	4,643,257	-	4,768,902	65,316	74,096
	<b>RF</b>	-	-	-	-	-
	<b>FF</b>	-	-	-	-	-
<b>(3) INFORMATION TECHNOLOGY SERVICES, HARDWARE/SOFTWARE MAINTENANCE</b>	<b>TOTAL</b>	1,456,870	-	1,456,870	112,500	225,000
	<b>FTE</b>	-	-	-	-	-
	<b>GF</b>	-	-	-	-	-
	<b>GFE</b>	-	-	-	-	-
	<b>CF</b>	1,456,870	-	1,456,870	112,500	225,000
	<b>RF</b>	-	-	-	-	-
	<b>FF</b>	-	-	-	-	-

Letternote Text Revision Required? Yes:  No:  If yes, describe the Letternote Text Revision:

Cash or Federal Fund Name and COFRS Fund Number: Department of State Cash Fund

Reappropriated Funds Source, by Department and Line Item Name:

Approval by OIT? Yes:  No:  Not Required:

Schedule 13s from Affected Departments: None

Other Information:

*FY 2013-14 Funding Request  
November 1, 2012*



STATE OF COLORADO  
Department of State

John W. Hickenlooper  
Governor

Scott Gessler  
Secretary of State

**DEPARTMENT PRIORITY: 2**  
Implement Microsoft SharePoint

SUMMARY OF INCREMENTAL FUNDING CHANGE FOR FY 2013-14	TOTAL FUNDS	GENERAL FUND	FTE
Purchase and implement Microsoft SharePoint for internal and external use	\$ 436,079	\$ 0	1.0

**REQUEST SUMMARY:**

The department seeks funding to purchase and implement Microsoft SharePoint for internal and external use.

**PROBLEM OR OPPORTUNITY:**

The department does not currently have a system supporting easy collaboration among internal staff and between internal staff and external groups in support of various program areas managed by the department. Microsoft SharePoint is used by many public and private organizations for rapid creation of sophisticated document and issue management systems. We do have experience creating systems for these purposes, but they require intervention by technical resources for changes and enhancements. Because of demand on these technical resources, we are sometimes not able to rapidly respond when these opportunities arise. SharePoint has become a standard platform for non-technical users to leverage sophisticated functionality on a browser-based and feature-rich product.

**BRIEF BACKGROUND:**

The department manages statutory programs in many areas. This management frequently requires collaboration on research projects, investigative activities, policy evaluation, operational assessments and daily routine customer support and service issues. These tasks

require routine and extensive document management and content management. Collaboration by multiple persons generally involves serial or parallel review of data, narrative text, visualizations and other means of sharing, reviewing and modifying information. Current methods of collaboration involve lengthy email conversations and very involved document review and editing processes. Collaboration tools such as SharePoint, Confluence, Lotus Domino, and others have document management and collaboration tools that are usable with a minimum of daily technical support. Our office already uses several Microsoft products that can easily integrate with SharePoint (Microsoft Office, Microsoft Dynamics GP, and Microsoft Dynamics CRM) to provide a user-managed collaboration and document management system.

**PROPOSED SOLUTION:**

We would purchase and implement Microsoft SharePoint for internal and external purposes. It will provide a foundation for document and content management and collaboration. This product set is well-established, stable and leverages common infrastructure and systems already in use at the department. According to Microsoft, in April 2011 over 78% of Fortune 500 companies used SharePoint. In 2009, SharePoint was a \$1.3 billion business with over 100 million users. We recommend the department hire an additional FTE to provide the

expert technical support and management necessary for the product. We would also identify and train existing employees in each division to serve as mentors and leaders in the use and organization of SharePoint in our office.

**ALTERNATIVES:**

The department can investigate cheaper ways of providing a collaboration and document management platform. Since the department has already made a significant investment in the Microsoft product stack, and SharePoint integrates very well with other Microsoft technologies, we have not seriously investigated alternatives. Based on the information we’ve obtained from two companies specializing in SharePoint implementations, we recommend hiring a technical resource dedicated to managing the technical aspects of the SharePoint system. If the additional FTE is not approved, it will hamper our ability to use SharePoint fully and may delay implementation.

**ANTICIPATED OUTCOMES:**

The department should be able to more effectively manage documents and other information managed by and created by our operation. We intend to use SharePoint as a platform both for internal information management as well as for external collaboration in department program areas.

**ASSUMPTIONS FOR CALCULATIONS:**

The project is expected to involve five phases:

- Initial project planning and design;
- Organizing data and files currently stored on file servers;
- Intranet creation with a focus on standard forms and policies;
- Group collaboration on projects internally; and,
- Establishing an external SharePoint presence.

We would engage with an integration partner to assist with installation, configuration, testing, training and system go-live for SharePoint. The appropriation assumes the following first-year costs (a total of \$329,260.81):

- Server Software, including client access licenses – \$96,264.81
- Server & Storage Hardware – \$32,800

- Consulting – \$92,800
- Training – \$41,000
- FTE (mid-level IT Pro 2) – \$66,396

Second-year and continuing cost projections (a total of \$106,818.29) are:

- Software maintenance, including client access licenses – \$ 20,332.29
- Server & Storage Hardware maintenance – \$9,840
- Training – \$10,250
- FTE – \$66,396

**CONSEQUENCES IF NOT FUNDED:**

If we do not put in place an information and document management and collaboration platform, we will not achieve our full potential. In many areas of our office, we have silos of information and knowledge that could be managed more effectively. In the age of the information worker – and collecting and disseminating information is largely what we do – acquiring a well-accepted, heavily-used and sophisticated product as a foundation for knowledge management is a natural step.

**CASH FUND PROJECTIONS:**

The Department of State Cash Fund has a balance in excess of \$7 million.

**RELATION TO PERFORMANCE MEASURES:**

N/A

**CURRENT STATUTORY AUTHORITY OR NEEDED STATUTORY CHANGE:**

No statutory change is needed for this request.

<b>ADDITIONAL REQUEST INFORMATION</b>	<b>YES</b>	<b>NO</b>
Is this request driven by a new statutory mandate?		X
Will this request require a statutory change?		X
Is this a one-time request?		X
Will this request involve any IT components	X	

## SCHEDULE 13 Funding Request for the 2013-14 Budget Cycle

Department: Department of State  
 Request Title: Sharepoint  
 Priority Number: 2  
 Dept. Approval by: Heather Lizotte 10/17/2012  
 Date  
 OSPB Approval by: \_\_\_\_\_  
 Date

- Decision Item FY 2013-14  
 Base Reduction Item FY 2013-14  
 Supplemental FY 2012-13  
 Budget Amendment FY 2013-14

LINE ITEM INFORMATION		FY 2012-13		FY 2013-14		FY 2014-15
		1	2	3	4	6
	Fund	Appropriation FY 2012-13	Supplemental Request FY 2012-13	Base Request FY 2013-14	Funding Change Request FY 2013-14	Continuation Amount FY 2014-15
<b>TOTAL OF ALL LINE ITEMS</b>	<b>TOTAL</b>	6,100,127	-	6,225,772	329,261	106,818
	<b>FTE</b>	34.0	-	34.0	1.0	1.0
	<b>GF</b>	-	-	-	-	-
	<b>GFE</b>	-	-	-	-	-
	<b>CF</b>	6,100,127	-	6,225,772	329,261	106,818
	<b>RF</b>	-	-	-	-	-
	<b>FF</b>	-	-	-	-	-
<b>(3) INFORMATION TECHNOLOGY SERVICES, PERSONAL SERVICES</b>	<b>TOTAL</b>	4,643,257	-	4,768,902	200,196	76,646
	<b>FTE</b>	34.0	-	34.0	1.0	1.0
	<b>GF</b>	-	-	-	-	-
	<b>GFE</b>	-	-	-	-	-
	<b>CF</b>	4,643,257	-	4,768,902	200,196	76,646
	<b>RF</b>	-	-	-	-	-
	<b>FF</b>	-	-	-	-	-
<b>(3) INFORMATION TECHNOLOGY SERVICES, HARDWARE/SOFTWARE MAINTENANCE</b>	<b>TOTAL</b>	1,456,870	-	1,456,870	-	30,172
	<b>FTE</b>	-	-	-	-	-
	<b>GF</b>	-	-	-	-	-
	<b>GFE</b>	-	-	-	-	-
	<b>CF</b>	1,456,870	-	1,456,870	-	30,172
	<b>RF</b>	-	-	-	-	-
	<b>FF</b>	-	-	-	-	-

**SCHEDULE 13** Funding Request for the 2013-14 Budget Cycle  
*Sharepoint Software Continued*

LINE ITEM INFORMATION		FY 2012-13		FY 2013-14		FY 2014-15
		1	2	3	4	6
	Fund	Appropriation FY 2012-13	Supplemental Request FY 2012-13	Base Request FY 2013-14	Funding Change Request FY 2013-14	Continuation Amount FY 2014-15
<b>(3) INFORMATION TECHNOLOGY SERVICES, ASSET MANAGEMENT</b>	<b>TOTAL</b>	445,418	-	445,418	129,065	-
	<b>FTE</b>	-	-	-	-	-
	<b>GF</b>	-	-	-	-	-
	<b>GFE</b>	-	-	-	-	-
	<b>CF</b>	445,418	-	445,418	129,065	-
	<b>RF</b>	-	-	-	-	-
	<b>FF</b>	-	-	-	-	-

Letternote Text Revision Required?

Yes:

No:

If yes, describe the Letternote Text Revision:

Cash or Federal Fund Name and COFRS Fund Number: Department of State Cash Fund

Reappropriated Funds Source, by Department and Line Item Name:

Approval by OIT?

Yes:

No:

Not Required:

Schedule 13s from Affected Departments: None

Other Information:

*FY 2013-14 Funding Request*  
*November 1, 2012*



STATE OF COLORADO  
 Department of State

John W. Hickenlooper  
 Governor

Scott Gessler  
 Secretary of State

**DEPARTMENT PRIORITY: 3**

Secure File Transfer System Replacement

SUMMARY OF INCREMENTAL FUNDING CHANGE FOR FY 2013-14	TOTAL FUNDS	GENERAL FUND	FTE
Purchase and Implement a robust, secure file transfer system for use by the department.	\$ 31,200	\$ 0	0.0

**REQUEST SUMMARY:**

The department seeks funding to replace our current secure file transfer technology with a more modern and user-friendly system for transmitting and receiving large data files between clients and customers of the agency.

**PROBLEM OR OPPORTUNITY:**

The current secure file transfer system in use requires installation of client software for each recipient. Providing support to users of this system – which users include county clerks and recorders, private companies purchasing large data extracts, and representatives of other state agencies – for this software has become increasingly burdensome. The computer operating system on which the current software is hosted is aging and should be upgraded. Secure file transfer systems that can simplify management of users and provide an easy-to-use web-based interface while still maintaining appropriately high levels of security for these data transfers are available at reasonable cost. This system can also be used as a secure alternative for counties when contacting our SCORE customer support unit with issues affecting individual Colorado voters. Some counties currently use insecure email to communicate with our office on these types of support issues.

**BRIEF BACKGROUND:**

The department frequently provides very large data extracts from information systems maintained by our agency. These extracts fall into three main categories:

- Information on Colorado voters and elections activities, sometimes containing sensitive personal information of individual voters. The agency provides a number of daily reports and extracts to Colorado counties for their use in managing voters and election processes;
- Extracts of information filed with the various program areas of our office. Programs for which we routinely provide large data extracts include business filings, Uniform Commercial Code filings, voter registration lists and bingo and raffle filing data. These extracts are normally provided to customers for a fee; and,
- Information and files provided to other government entities as needed or requested. Examples of file transfers in this category include: providing voter registration lists to state and federal courts for use in creating jury wheels; providing business filing data to state entities for research or investigative purposes; and, providing materials to the Offices of the Attorney General or the State Auditor for legal or audit purposes.

The office provides these extracts using a secure file transfer system hosted at our office, which has been in use since 2006. Individual users must install and configure software locally to use this secure system. Our office must establish a user account for each user and provide support to those users when they have difficulty accessing the system. The system is usable and highly secure, but lacks several key features of newer secure file transfer systems.



**PROPOSED SOLUTION:**

We would purchase and implement a commercial system that streamlines the process of posting data extracts, does not require the installation of client software by users, and provides easy-to-use self-management capabilities for users of the system. We would also use this platform for transmission of sensitive information on individual voters when counties contact our office needing support for those issues. Modern products are available that are much more usable than the current system while still providing a highly secure platform for transferring data.

**ALTERNATIVES:**

The department must have a way of providing data securely to customers. We can continue to use the existing system, but it must be replaced eventually as the computer's operating system software is currently on "extended support" by the manufacturer. This means security patches are today and will be more difficult to obtain and put in place in the future.

**ANTICIPATED OUTCOMES:**

The department will continue to provide information and extracts as needed and requested. We expect fewer customer support calls from users of the system and no new operational issues by moving to a browser-based secure file transfer system.

**ASSUMPTIONS FOR CALCULATIONS:**

We have obtained information from Accellion, Inc. on the costs of implementing their secure file transfer platform. Our existing hardware and network infrastructure can accommodate the Accellion software, with minimal demand on human resources. We can implement their system for 200 licensed users for a one-time cost of \$31,200 and annual recurring license costs of \$26,200. We believe that this system will meet departmental needs for several years.

**CONSEQUENCES IF NOT FUNDED:**

The number of support calls from customers needing large extracts will remain at the current level. The department will need to devote additional time to research and deploy security patches as needed on the older operating system used by the current system, until security patches are no longer made available by the product manufacturer.

**IMPACT TO OTHER STATE GOVERNMENT AGENCY:**

N/A

**CASH FUND PROJECTIONS:**

The Department of State Cash Fund balance exceeds \$7 million.

**RELATION TO PERFORMANCE MEASURES:**

N/A

**CURRENT STATUTORY AUTHORITY OR NEEDED STATUTORY CHANGE:**

The department must provide access to data filed or managed under various program areas. No statutory change is needed for this request.

ADDITIONAL REQUEST INFORMATION	YES	NO	ADDITIONAL INFORMATION
Is this request driven by a new statutory mandate?		X	
Will this request require a statutory change?		X	
Is this a one-time request?		X	One-time purchase and annual license fees
Will this request involve any IT components?	X		Software purchase and installation

**COST CALCULATIONS FOR REQUEST**

PROJECTED COSTS	FY 2014-15	FY 2015-16	THEREAFTER
Software License	\$31,200	\$26,200	\$26,200
<b>TOTALS</b>	<b>\$31,200</b>	<b>\$26,200</b>	<b>\$26,200</b>

## SCHEDULE 13 Funding Request for the 2013-14 Budget Cycle

Department: Department of State  
 Request Title: Secure File Transfer  
 Priority Number: 3  
 Dept. Approval by: Heather Lizotte 10/17/2012  
Date  
 OSPB Approval by: \_\_\_\_\_  
Date

- Decision Item FY 2013-14  
 Base Reduction Item FY 2013-14  
 Supplemental FY 2012-13  
 Budget Amendment FY 2013-14

LINE ITEM INFORMATION		FY 2012-13		FY 2013-14		FY 2014-15
		1	2	3	4	6
	Fund	Appropriation FY 2012-13	Supplemental Request FY 2012-13	Base Request FY 2013-14	Funding Change Request FY 2013-14	Continuation Amount FY 2014-15
<b>TOTAL OF ALL LINE ITEMS</b>	<b>TOTAL</b>	1,902,285	-	1,902,288	31,200	26,200
	<b>FTE</b>	-	-	-	-	-
	<b>GF</b>	-	-	-	-	-
	<b>GFE</b>	-	-	-	-	-
	<b>CF</b>	1,902,285	-	1,902,288	31,200	26,200
	<b>RF</b>	-	-	-	-	-
	<b>FF</b>	-	-	-	-	-
<b>(3) INFORMATION TECHNOLOGY SERVICES, HARDWARE/SOFTWARE MAINTENANCE</b>	<b>TOTAL</b>	1,456,870	-	1,456,870	-	26,200
	<b>FTE</b>	-	-	-	-	-
	<b>GF</b>	-	-	-	-	-
	<b>GFE</b>	-	-	-	-	-
	<b>CF</b>	1,456,870	-	1,456,870	-	26,200
	<b>RF</b>	-	-	-	-	-
	<b>FF</b>	-	-	-	-	-
<b>(3) INFORMATION TECHNOLOGY SERVICES, ASSET MANAGEMENT</b>	<b>TOTAL</b>	445,415	-	445,418	31,200	-
	<b>FTE</b>	-	-	-	-	-
	<b>GF</b>	-	-	-	-	-
	<b>GFE</b>	-	-	-	-	-
	<b>CF</b>	445,415	-	445,418	31,200	-
	<b>RF</b>	-	-	-	-	-
	<b>FF</b>	-	-	-	-	-

Letternote Text Revision Required? Yes:  No:  If yes, describe the Letternote Text Revision:

Cash or Federal Fund Name and COFRS Fund Number: Department of State Cash Fund

Reappropriated Funds Source, by Department and Line Item Name:

Approval by OIT? Yes:  No:  Not Required:

Schedule 13s from Affected Departments: None

Other Information:

DEPARTMENT OF STATE FY2013-14  
Summary

SCHEDULE 2

	TOTAL FUNDS	FTE	GENERAL FUND	CASH FUNDS	REAPPROPRIATED FUNDS	FEDERAL FUNDS
<b>FY 2010-11 ACTUAL EXPENDITURES</b>						
Administration	\$8,440,743	80.5	\$0	\$8,440,743	\$0	\$0
Special Purpose	\$4,387,959	0.0	\$0	\$4,387,959	\$0	\$0
Information Technology Services	\$7,061,752	28.0	\$0	\$7,061,752	\$0	\$0
<b>FY 2010-11 TOTAL ACTUAL EXPENDITURES</b>	<b>\$19,890,454</b>	<b>108.5</b>	<b>\$0</b>	<b>\$19,890,454</b>	<b>\$0</b>	<b>\$0</b>
<b>FY 2011-12 ACTUAL EXPENDITURES</b>						
Administration	\$8,643,857	82.0	\$0	\$8,643,857	\$0	\$0
Special Purpose	\$3,135,822	0.0	\$0	\$3,135,822	\$0	\$0
Information Technology Services	\$6,410,962	27.6	\$0	\$6,410,962	\$0	\$0
<b>FY 2011-12 TOTAL ACTUAL EXPENDITURES</b>	<b>\$18,190,640</b>	<b>109.6</b>	<b>\$0</b>	<b>\$18,190,640</b>	<b>\$0</b>	<b>\$0</b>
<b>FY 2012-13 APPROPRIATION</b>						
Administration	\$9,820,979	99.0	\$0	\$9,820,979	\$0	\$0
Special Purpose	\$5,363,651	0.0	\$0	\$5,363,651	\$0	\$0
Information Technology Services	\$7,802,204	34.0	\$0	\$7,802,204	\$0	\$0
<b>FY 2012-13 TOTAL APPROPRIATION</b>	<b>\$22,986,834</b>	<b>133.0</b>	<b>\$0</b>	<b>\$22,986,834</b>	<b>\$0</b>	<b>\$0</b>
<b>FY 2013-14 REQUEST</b>						
Administration	\$10,062,566	99.0	\$0	\$10,062,566	\$0	\$0
Special Purpose	\$2,558,049	0.0	\$0	\$2,558,049	\$0	\$0
Information Technology Services	\$7,689,629	35.0	\$0	\$7,689,629	\$0	\$0
<b>FY 2013-14 TOTAL REQUEST</b>	<b>\$20,310,244</b>	<b>134.0</b>	<b>\$0</b>	<b>\$20,310,244</b>	<b>\$0</b>	<b>\$0</b>

DEPARTMENT OF STATE FY2013-14  
ADMINISTRATION – Line Item Detail

SCHEDULE 3

LONG BILL LINE ITEM	TOTAL FUNDS	FTE	GENERAL FUND	CASH FUNDS	REAPPROPRIATED FUNDS	FEDERAL FUNDS
<b>PERSONAL SERVICES</b>						
<b>FY 2010-11 ACTUAL</b>						
FY 2010-11 Long Bill, H.B. 10-1376	\$5,509,485	94.0	\$0	\$5,509,485	\$0	\$0
<b>FINAL FY 2010-11 APPROPRIATION</b>	<b>\$5,509,485</b>	<b>94.0</b>	<b>\$0</b>	<b>\$5,509,485</b>	<b>\$0</b>	<b>\$0</b>
FY11 Allocated Pots	\$1,021,100	0.0	\$0	\$1,021,100	\$0	\$0
<b>FY11 TOTAL AVAILABLE SPENDING AUTHORITY</b>	<b>\$6,530,585</b>	<b>94.0</b>	<b>\$0</b>	<b>\$6,530,585</b>	<b>\$0</b>	<b>\$0</b>
FY11 Expenditures	\$5,942,653	80.5	\$0	\$5,942,653	\$0	\$0
<b>FY 2010-11 REVERSION \ (OVEREXPENDITURE)</b>	<b>\$587,932</b>	<b>13.5</b>	<b>\$0</b>	<b>\$587,932</b>	<b>\$0</b>	<b>\$0</b>
<b>FY 2011-12 ACTUAL</b>						
FY 2011-12 Long Bill, S.B. 11-209	\$5,140,680	91.0	\$0	\$5,140,680	\$0	\$0
Special Bill S.B. 11-076	(\$123,579)	0.0	\$0	(\$123,579)	\$0	\$0
Special Bill 11-1095	\$76,303	1.0	\$0	\$76,303	\$0	\$0
1331 Supplemental Appropriation Technical Error	\$327,160	0.0	\$0	\$327,160	\$0	\$0
<b>FINAL FY 2011-12 APPROPRIATION</b>	<b>\$5,420,564</b>	<b>92.0</b>	<b>\$0</b>	<b>\$5,420,564</b>	<b>\$0</b>	<b>\$0</b>
FY12 Allocated Pots	\$1,019,817	0.0	\$0	\$1,019,817	\$0	\$0
<b>FY12 TOTAL AVAILABLE SPENDING AUTHORITY</b>	<b>\$6,440,381</b>	<b>92.0</b>	<b>\$0</b>	<b>\$6,440,381</b>	<b>\$0</b>	<b>\$0</b>
FY12 Expenditures	\$6,429,529	82.0	\$0	\$6,429,529	\$0	\$0
<b>FY 2011-12 REVERSION \ (OVEREXPENDITURE)</b>	<b>\$10,852</b>	<b>10.0</b>	<b>\$0</b>	<b>\$10,852</b>	<b>\$0</b>	<b>\$0</b>
<b>FY 2012-13 APPROPRIATION</b>						
FY 2012-13 Long Bill Appropriation (H.B. 12-1335)	\$5,858,812	99.0	\$0	\$5,858,812	\$0	\$0
Special Bill HB 12-1274	\$0	0.0	\$0	\$0	\$0	\$0
<b>FY 2012-13 TOTAL APPROPRIATION</b>	<b>\$5,858,812</b>	<b>99.0</b>	<b>\$0</b>	<b>\$5,858,812</b>	<b>\$0</b>	<b>\$0</b>
<b>FY13 PERSONAL SERVICES ALLOCATION</b>	<b>\$5,858,812</b>	<b>99.0</b>	<b>\$0</b>	<b>\$5,858,812</b>	<b>\$0</b>	<b>\$0</b>
<b>FY13 OPERATING ALLOCATION</b>	<b>\$0</b>	<b>0.0</b>	<b>\$0</b>	<b>\$0</b>	<b>\$0</b>	<b>\$0</b>

ADMINISTRATION – Line Item Detail

SCHEDULE 3

Continued

LONG BILL LINE ITEM	TOTAL FUNDS	FTE	GENERAL FUND	CASH FUNDS	REAPPROPRIATED FUNDS	FEDERAL FUNDS
<b>FY 2013-14 REQUEST</b>						
Final FY 2012-13 Appropriation	\$5,858,812	99.0	\$0	\$5,858,812	\$0	\$0
<b>FY 2013-14 BASE REQUEST</b>	<b>\$5,858,812</b>	<b>99.0</b>	<b>\$0</b>	<b>\$5,858,812</b>	<b>\$0</b>	<b>\$0</b>
<b>FY 2013-14 TOTAL REQUEST</b>	<b>\$5,858,812</b>	<b>99.0</b>	<b>\$0</b>	<b>\$5,858,812</b>	<b>\$0</b>	<b>\$0</b>
<b>FY14 PERSONAL SERVICES ALLOCATION</b>	<b>\$5,858,812</b>	<b>99.0</b>	<b>\$0</b>	<b>\$5,858,812</b>	<b>\$0</b>	<b>\$0</b>
<b>FY14 OPERATING ALLOCATION</b>	<b>\$0</b>	<b>0.0</b>	<b>\$0</b>	<b>\$0</b>	<b>\$0</b>	<b>\$0</b>

<b>HEALTH, LIFE, AND DENTAL</b>						
<b>FY 2010-11 ACTUAL</b>						
FY 2010-11 Long Bill, H.B. 10-1376	\$725,987	0.0	\$0	\$725,987	\$0	\$0
<b>FINAL FY 2010-11 APPROPRIATION</b>	<b>\$725,987</b>	<b>0.0</b>	<b>\$0</b>	<b>\$725,987</b>	<b>\$0</b>	<b>\$0</b>
FY11 Allocated Pots	(\$725,987)	0.0	\$0	(\$725,987)	\$0	\$0
<b>FY11 TOTAL AVAILABLE SPENDING AUTHORITY</b>	<b>\$0</b>	<b>0.0</b>	<b>\$0</b>	<b>\$0</b>	<b>\$0</b>	<b>\$0</b>
FY11 Expenditures	\$0	0.0	\$0	\$0	\$0	\$0
<b>FY 2010-11 REVERSION \ (OVEREXPENDITURE)</b>	<b>\$0</b>	<b>0.0</b>	<b>\$0</b>	<b>\$0</b>	<b>\$0</b>	<b>\$0</b>

ADMINISTRATION – Line Item Detail

SCHEDULE 3

Continued

LONG BILL LINE ITEM	TOTAL FUNDS	FTE	GENERAL FUND	CASH FUNDS	REAPPROPRIATED FUNDS	FEDERAL FUNDS
<b>FY 2011-12 ACTUAL</b>						
FY 2011-12 Long Bill, S.B. 11-209	\$707,454	0.0	\$0	\$707,454	\$0	\$0
<b>FINAL FY 2011-12 APPROPRIATION</b>	<b>\$707,454</b>	<b>0.0</b>	<b>\$0</b>	<b>\$707,454</b>	<b>\$0</b>	<b>\$0</b>
FY12 Allocated Pots	(\$707,454)	0.0	\$0	(\$707,454)	\$0	\$0
<b>FY12 TOTAL AVAILABLE SPENDING AUTHORITY</b>	<b>\$0</b>	<b>0.0</b>	<b>\$0</b>	<b>\$0</b>	<b>\$0</b>	<b>\$0</b>
FY12 Expenditures	\$0	0.0	\$0	\$0	\$0	\$0
<b>FY 2011-12 REVERSION \ (OVEREXPENDITURE)</b>	<b>\$0</b>	<b>0.0</b>	<b>\$0</b>	<b>\$0</b>	<b>\$0</b>	<b>\$0</b>
<b>FY 2012-13 APPROPRIATION</b>						
FY 2012-13 Long Bill Appropriation (H.B. 12-1335)	\$863,469	0.0	\$0	\$863,469	\$0	\$0
<b>FY 2012-13 TOTAL APPROPRIATION</b>	<b>\$863,469</b>	<b>0.0</b>	<b>\$0</b>	<b>\$863,469</b>	<b>\$0</b>	<b>\$0</b>
<b>FY13 PERSONAL SERVICES ALLOCATION</b>	<b>\$863,469</b>	<b>0.0</b>	<b>\$0</b>	<b>\$863,469</b>	<b>\$0</b>	<b>\$0</b>
<b>FY13 OPERATING ALLOCATION</b>	<b>\$0</b>	<b>0.0</b>	<b>\$0</b>	<b>\$0</b>	<b>\$0</b>	<b>\$0</b>
<b>FY 2013-14 REQUEST</b>						
Final FY 2012-13 Appropriation	\$863,469	0.0	\$0	\$863,469	\$0	\$0
<b>FY 2013-14 BASE REQUEST</b>	<b>\$863,469</b>	<b>0.0</b>	<b>\$0</b>	<b>\$863,469</b>	<b>\$0</b>	<b>\$0</b>
Common Policy Adjustment	\$26,905	0.0	\$0	\$26,905	\$0	\$0
<b>FY 2013-14 TOTAL REQUEST</b>	<b>\$890,374</b>	<b>0.0</b>	<b>\$0</b>	<b>\$890,374</b>	<b>\$0</b>	<b>\$0</b>
<b>FY14 PERSONAL SERVICES ALLOCATION</b>	<b>\$890,374</b>	<b>0.0</b>	<b>\$0</b>	<b>\$890,374</b>	<b>\$0</b>	<b>\$0</b>
<b>FY14 OPERATING ALLOCATION</b>	<b>\$0</b>	<b>0.0</b>	<b>\$0</b>	<b>\$0</b>	<b>\$0</b>	<b>\$0</b>

ADMINISTRATION – Line Item Detail

SCHEDULE 3

Continued

LONG BILL LINE ITEM	TOTAL FUNDS	FTE	GENERAL FUND	CASH FUNDS	REAPPROPRIATED FUNDS	FEDERAL FUNDS
<b>SHORT-TERM DISABILITY</b>						
<b>FY 2010-11 ACTUAL</b>						
FY 2010-11 Long Bill, H.B. 10-1376	\$10,625	0.0	\$0	\$10,625	\$0	\$0
<b>FINAL FY 2010-11 APPROPRIATION</b>	<b>\$10,625</b>	<b>0.0</b>	<b>\$0</b>	<b>\$10,625</b>	<b>\$0</b>	<b>\$0</b>
FY11 Allocated Pots	(\$10,625)	0.0	\$0	(\$10,625)	\$0	\$0
<b>FY11 TOTAL AVAILABLE SPENDING AUTHORITY</b>	<b>\$0</b>	<b>0.0</b>	<b>\$0</b>	<b>\$0</b>	<b>\$0</b>	<b>\$0</b>
FY11 Expenditures	\$0	0.0	\$0	\$0	\$0	\$0
<b>FY 2010-11 REVERSION \ (OVEREXPENDITURE)</b>	<b>\$0</b>	<b>0.0</b>	<b>\$0</b>	<b>\$0</b>	<b>\$0</b>	<b>\$0</b>
<b>FY 2011-12 ACTUAL</b>						
FY 2011-12 Long Bill, S.B. 11-209	\$10,415	0.0	\$0	\$10,415	\$0	\$0
<b>FINAL FY 2011-12 APPROPRIATION</b>	<b>\$10,415</b>	<b>0.0</b>	<b>\$0</b>	<b>\$10,415</b>	<b>\$0</b>	<b>\$0</b>
FY12 Allocated Pots	(\$10,415)	0.0	\$0	(\$10,415)	\$0	\$0
<b>FY12 TOTAL AVAILABLE SPENDING AUTHORITY</b>	<b>\$0</b>	<b>0.0</b>	<b>\$0</b>	<b>\$0</b>	<b>\$0</b>	<b>\$0</b>
FY12 Expenditures	\$0	0.0	\$0	\$0	\$0	\$0
<b>FY 2011-12 REVERSION \ (OVEREXPENDITURE)</b>	<b>\$0</b>	<b>0.0</b>	<b>\$0</b>	<b>\$0</b>	<b>\$0</b>	<b>\$0</b>
<b>FY 2012-13 APPROPRIATION</b>						
FY 2012-13 Long Bill Appropriation (H.B. 12-1335)	\$13,800	0.0	\$0	\$13,800	\$0	\$0
<b>FY 2012-13 TOTAL APPROPRIATION</b>	<b>\$13,800</b>	<b>0.0</b>	<b>\$0</b>	<b>\$13,800</b>	<b>\$0</b>	<b>\$0</b>
<b>FY13 PERSONAL SERVICES ALLOCATION</b>	<b>\$13,800</b>	<b>0.0</b>	<b>\$0</b>	<b>\$13,800</b>	<b>\$0</b>	<b>\$0</b>
<b>FY13 OPERATING ALLOCATION</b>	<b>\$0</b>	<b>0.0</b>	<b>\$0</b>	<b>\$0</b>	<b>\$0</b>	<b>\$0</b>

ADMINISTRATION – Line Item Detail

SCHEDULE 3

Continued

LONG BILL LINE ITEM	TOTAL FUNDS	FTE	GENERAL FUND	CASH FUNDS	REAPPROPRIATED FUNDS	FEDERAL FUNDS
<b>FY 2013-14 REQUEST</b>						
Final FY 2012-13 Appropriation	\$13,800	0.0	\$0	\$13,800	\$0	\$0
<b>FY 2013-14 BASE REQUEST</b>	<b>\$13,800</b>	<b>0.0</b>	<b>\$0</b>	<b>\$13,800</b>	<b>\$0</b>	<b>\$0</b>
Common Policy Adjustment	\$1,475	0.0	\$0	\$1,475	\$0	\$0
<b>FY 2013-14 TOTAL REQUEST</b>	<b>\$15,275</b>	<b>0.0</b>	<b>\$0</b>	<b>\$15,275</b>	<b>\$0</b>	<b>\$0</b>
<b>FY14 PERSONAL SERVICES ALLOCATION</b>	<b>\$15,275</b>	<b>0.0</b>	<b>\$0</b>	<b>\$15,275</b>	<b>\$0</b>	<b>\$0</b>
<b>FY14 OPERATING ALLOCATION</b>	<b>\$0</b>	<b>0.0</b>	<b>\$0</b>	<b>\$0</b>	<b>\$0</b>	<b>\$0</b>

AMORTIZATION EQUALIZATION DISBURSEMENT						
<b>FY 2010-11 ACTUAL</b>						
FY 2010-11 Long Bill, H.B. 10-1376	\$164,523	0.0	\$0	\$164,523	\$0	\$0
<b>FINAL FY 2010-11 APPROPRIATION</b>	<b>\$164,523</b>	<b>0.0</b>	<b>\$0</b>	<b>\$164,523</b>	<b>\$0</b>	<b>\$0</b>
FY11 Allocated Pots	(\$164,523)	0.0	\$0	(\$164,523)	\$0	\$0
<b>FY11 TOTAL AVAILABLE SPENDING AUTHORITY</b>	<b>\$0</b>	<b>0.0</b>	<b>\$0</b>	<b>\$0</b>	<b>\$0</b>	<b>\$0</b>
FY11 Expenditures	\$0	0.0	\$0	\$0	\$0	\$0
<b>FY 2010-11 REVERSION \ (OVEREXPENDITURE)</b>	<b>\$0</b>	<b>0.0</b>	<b>\$0</b>	<b>\$0</b>	<b>\$0</b>	<b>\$0</b>

<b>FY 2011-12 ACTUAL</b>						
FY 2011-12 Long Bill, S.B. 11-209	\$171,969	0.0	\$0	\$171,969	\$0	\$0
<b>FINAL FY 2011-12 APPROPRIATION</b>	<b>\$171,969</b>	<b>0.0</b>	<b>\$0</b>	<b>\$171,969</b>	<b>\$0</b>	<b>\$0</b>
FY12 Allocated Pots	(\$171,969)	0.0	\$0	(\$171,969)	\$0	\$0
<b>FY12 TOTAL AVAILABLE SPENDING AUTHORITY</b>	<b>\$0</b>	<b>0.0</b>	<b>\$0</b>	<b>\$0</b>	<b>\$0</b>	<b>\$0</b>
FY12 Expenditures	\$0	0.0	\$0	\$0	\$0	\$0
<b>FY 2011-12 REVERSION \ (OVEREXPENDITURE)</b>	<b>\$0</b>	<b>0.0</b>	<b>\$0</b>	<b>\$0</b>	<b>\$0</b>	<b>\$0</b>



ADMINISTRATION – Line Item Detail

SCHEDULE 3

Continued

LONG BILL LINE ITEM	TOTAL FUNDS	FTE	GENERAL FUND	CASH FUNDS	REAPPROPRIATED FUNDS	FEDERAL FUNDS
<b>FY 2012-13 APPROPRIATION</b>						
FY 2012-13 Long Bill Appropriation (H.B. 12-1335)	\$244,953	0.0	\$0	\$244,953	\$0	\$0
<b>FY 2012-13 TOTAL APPROPRIATION</b>	<b>\$244,953</b>	<b>0.0</b>	<b>\$0</b>	<b>\$244,953</b>	<b>\$0</b>	<b>\$0</b>
<b>FY13 PERSONAL SERVICES ALLOCATION</b>	<b>\$244,953</b>	<b>0.0</b>	<b>\$0</b>	<b>\$244,953</b>	<b>\$0</b>	<b>\$0</b>
<b>FY13 OPERATING ALLOCATION</b>	<b>\$0</b>	<b>0.0</b>	<b>\$0</b>	<b>\$0</b>	<b>\$0</b>	<b>\$0</b>
<b>FY 2013-14 REQUEST</b>						
Final FY 2012-13 Appropriation	\$244,953	0.0	\$0	\$244,953	\$0	\$0
<b>FY 2013-14 BASE REQUEST</b>	<b>\$244,953</b>	<b>0.0</b>	<b>\$0</b>	<b>\$244,953</b>	<b>\$0</b>	<b>\$0</b>
Common Policy Adjustment	\$52,171	0.0	\$0	\$52,171	\$0	\$0
<b>FY 2013-14 TOTAL REQUEST</b>	<b>\$297,124</b>	<b>0.0</b>	<b>\$0</b>	<b>\$297,124</b>	<b>\$0</b>	<b>\$0</b>
<b>FY14 PERSONAL SERVICES ALLOCATION</b>	<b>\$297,124</b>	<b>0.0</b>	<b>\$0</b>	<b>\$297,124</b>	<b>\$0</b>	<b>\$0</b>
<b>FY14 OPERATING ALLOCATION</b>	<b>\$0</b>	<b>0.0</b>	<b>\$0</b>	<b>\$0</b>	<b>\$0</b>	<b>\$0</b>
<b>SUPPLEMENTAL AMORTIZATION EQUALIZATION DISBURSEMENT</b>						
<b>FY 2010-11 ACTUAL</b>						
FY 2010-11 Long Bill, H.B. 10-1376	\$119,965	0.0	\$0	\$119,965	\$0	\$0
<b>FINAL FY 2010-11 APPROPRIATION</b>	<b>\$119,965</b>	<b>0.0</b>	<b>\$0</b>	<b>\$119,965</b>	<b>\$0</b>	<b>\$0</b>
FY11 Allocated Pots	(\$119,965)	0.0	\$0	(\$119,965)	\$0	\$0
<b>FY11 TOTAL AVAILABLE SPENDING AUTHORITY</b>	<b>\$0</b>	<b>0.0</b>	<b>\$0</b>	<b>\$0</b>	<b>\$0</b>	<b>\$0</b>
FY11 Expenditures	\$0	0.0	\$0	\$0	\$0	\$0
<b>FY 2010-11 REVERSION \ (OVEREXPENDITURE)</b>	<b>\$0</b>	<b>0.0</b>	<b>\$0</b>	<b>\$0</b>	<b>\$0</b>	<b>\$0</b>

ADMINISTRATION – Line Item Detail

SCHEDULE 3

Continued

LONG BILL LINE ITEM	TOTAL FUNDS	FTE	GENERAL FUND	CASH FUNDS	REAPPROPRIATED FUNDS	FEDERAL FUNDS
<b>FY 2011-12 ACTUAL</b>						
FY 2011-12 Long Bill, S.B. 11-209	\$129,979	0.0	\$0	\$129,979	\$0	\$0
<b>FINAL FY 2011-12 APPROPRIATION</b>	<b>\$129,979</b>	<b>0.0</b>	<b>\$0</b>	<b>\$129,979</b>	<b>\$0</b>	<b>\$0</b>
FY12 Allocated Pots	(\$129,979)	0.0	\$0	(\$129,979)	\$0	\$0
<b>FY12 TOTAL AVAILABLE SPENDING AUTHORITY</b>	<b>\$0</b>	<b>0.0</b>	<b>\$0</b>	<b>\$0</b>	<b>\$0</b>	<b>\$0</b>
FY12 Expenditures	\$0	0.0	\$0	\$0	\$0	\$0
<b>FY 2011-12 REVERSION \ (OVEREXPENDITURE)</b>	<b>\$0</b>	<b>0.0</b>	<b>\$0</b>	<b>\$0</b>	<b>\$0</b>	<b>\$0</b>
<b>FY 2012-13 APPROPRIATION</b>						
FY 2012-13 Long Bill Appropriation (H.B. 12-1335)	\$210,507	0.0	\$0	\$210,507	\$0	\$0
<b>FY 2012-13 TOTAL APPROPRIATION</b>	<b>\$210,507</b>	<b>0.0</b>	<b>\$0</b>	<b>\$210,507</b>	<b>\$0</b>	<b>\$0</b>
<b>FY13 PERSONAL SERVICES ALLOCATION</b>	<b>\$210,507</b>	<b>0.0</b>	<b>\$0</b>	<b>\$210,507</b>	<b>\$0</b>	<b>\$0</b>
<b>FY13 OPERATING ALLOCATION</b>	<b>\$0</b>	<b>0.0</b>	<b>\$0</b>	<b>\$0</b>	<b>\$0</b>	<b>\$0</b>
<b>FY 2013-14 REQUEST</b>						
Final FY 2012-13 Appropriation	\$210,507	0.0	\$0	\$210,507	\$0	\$0
<b>FY 2013-14 BASE REQUEST</b>	<b>\$210,507</b>	<b>0.0</b>	<b>\$0</b>	<b>\$210,507</b>	<b>\$0</b>	<b>\$0</b>
Common Policy Adjustment	\$57,730	0.0	\$0	\$57,730	\$0	\$0
<b>FY 2013-14 TOTAL REQUEST</b>	<b>\$268,237</b>	<b>0.0</b>	<b>\$0</b>	<b>\$268,237</b>	<b>\$0</b>	<b>\$0</b>
<b>FY14 PERSONAL SERVICES ALLOCATION</b>	<b>\$268,237</b>	<b>0.0</b>	<b>\$0</b>	<b>\$268,237</b>	<b>\$0</b>	<b>\$0</b>
<b>FY14 OPERATING ALLOCATION</b>	<b>\$0</b>	<b>0.0</b>	<b>\$0</b>	<b>\$0</b>	<b>\$0</b>	<b>\$0</b>

ADMINISTRATION – Line Item Detail

SCHEDULE 3

Continued

LONG BILL LINE ITEM	TOTAL FUNDS	FTE	GENERAL FUND	CASH FUNDS	REAPPROPRIATED FUNDS	FEDERAL FUNDS
<b>PERFORMANCE BASED PAY</b>						
<b>FY 2010-11 ACTUAL</b>						
FY 2010-11 Long Bill, H.B. 10-1376	\$0	0.0	\$0	\$0	\$0	\$0
<b>FINAL FY 2010-11 APPROPRIATION</b>						
FY11 Allocated Pots	\$0	0.0	\$0	\$0	\$0	\$0
<b>FY11 TOTAL AVAILABLE SPENDING AUTHORITY</b>						
FY11 Expenditures	\$0	0.0	\$0	\$0	\$0	\$0
<b>FY 2010-11 REVERSION \ (OVEREXPENDITURE)</b>						
	<b>\$0</b>	<b>0.0</b>	<b>\$0</b>	<b>\$0</b>	<b>\$0</b>	<b>\$0</b>
<b>FY 2011-12 ACTUAL</b>						
FY 2011-12 Long Bill, S.B. 11-209	\$0	0.0	\$0	\$0	\$0	\$0
<b>FINAL FY 2011-12 APPROPRIATION</b>						
FY12 Allocated Pots	\$0	0.0	\$0	\$0	\$0	\$0
<b>FY12 TOTAL AVAILABLE SPENDING AUTHORITY</b>						
FY12 Expenditures	\$0	0.0	\$0	\$0	\$0	\$0
<b>FY 2011-12 REVERSION \ (OVEREXPENDITURE)</b>						
	<b>\$0</b>	<b>0.0</b>	<b>\$0</b>	<b>\$0</b>	<b>\$0</b>	<b>\$0</b>
<b>FY 2012-13 APPROPRIATION</b>						
FY 2012-13 Long Bill Appropriation (H.B. 12-1335)	\$0	0.0	\$0	\$0	\$0	\$0
<b>FY 2012-13 TOTAL APPROPRIATION</b>						
<b>FY13 PERSONAL SERVICES ALLOCATION</b>	<b>\$0</b>	<b>0.0</b>	<b>\$0</b>	<b>\$0</b>	<b>\$0</b>	<b>\$0</b>
<b>FY13 OPERATING ALLOCATION</b>	<b>\$0</b>	<b>0.0</b>	<b>\$0</b>	<b>\$0</b>	<b>\$0</b>	<b>\$0</b>

ADMINISTRATION – Line Item Detail

SCHEDULE 3

Continued

LONG BILL LINE ITEM	TOTAL FUNDS	FTE	GENERAL FUND	CASH FUNDS	REAPPROPRIATED FUNDS	FEDERAL FUNDS
<b>FY 2013-14 REQUEST</b>						
Final FY 2012-13 Appropriation	\$0	0.0	\$0	\$0	\$0	\$0
<b>FY 2013-14 BASE REQUEST</b>	\$0	0.0	\$0	\$0	\$0	\$0
Common Policy Adjustment	\$114,623	0.0	\$0	\$114,623	\$0	\$0
<b>FY 2013-14 TOTAL REQUEST</b>	\$114,623	0.0	\$0	\$114,623	\$0	\$0
<b>FY14 PERSONAL SERVICES ALLOCATION</b>	<b>\$114,623</b>	<b>0.0</b>	<b>\$0</b>	<b>\$114,623</b>	<b>\$0</b>	<b>\$0</b>
<b>FY14 OPERATING ALLOCATION</b>	<b>\$0</b>	<b>0.0</b>	<b>\$0</b>	<b>\$0</b>	<b>\$0</b>	<b>\$0</b>

<b>SALARY SURVEY AND SENIOR EXECUTIVE SERVICE</b>						
<b>FY 2010-11 ACTUAL</b>						
FY 2010-11 Long Bill, H.B. 10-1376	\$0	0.0	\$0	\$0	\$0	\$0
<b>FINAL FY 2010-11 APPROPRIATION</b>	<b>\$0</b>	<b>0.0</b>	<b>\$0</b>	<b>\$0</b>	<b>\$0</b>	<b>\$0</b>
FY11 Allocated Pots	\$0	0.0	\$0	\$0	\$0	\$0
<b>FY11 TOTAL AVAILABLE SPENDING AUTHORITY</b>	<b>\$0</b>	<b>0.0</b>	<b>\$0</b>	<b>\$0</b>	<b>\$0</b>	<b>\$0</b>
FY11 Expenditures	\$0	0.0	\$0	\$0	\$0	\$0
<b>FY 2010-11 REVERSION \ (OVEREXPENDITURE)</b>	<b>\$0</b>	<b>0.0</b>	<b>\$0</b>	<b>\$0</b>	<b>\$0</b>	<b>\$0</b>

<b>FY 2011-12 ACTUAL</b>						
FY 2011-12 Long Bill, S.B. 11-209	\$0	0.0	\$0	\$0	\$0	\$0
<b>FINAL FY 2011-12 APPROPRIATION</b>	<b>\$0</b>	<b>0.0</b>	<b>\$0</b>	<b>\$0</b>	<b>\$0</b>	<b>\$0</b>
FY12 Allocated Pots	\$0	0.0	\$0	\$0	\$0	\$0
<b>FY12 TOTAL AVAILABLE SPENDING AUTHORITY</b>	<b>\$0</b>	<b>0.0</b>	<b>\$0</b>	<b>\$0</b>	<b>\$0</b>	<b>\$0</b>
FY12 Expenditures	\$0	0.0	\$0	\$0	\$0	\$0
<b>FY 2011-12 REVERSION \ (OVEREXPENDITURE)</b>	<b>\$0</b>	<b>0.0</b>	<b>\$0</b>	<b>\$0</b>	<b>\$0</b>	<b>\$0</b>

ADMINISTRATION – Line Item Detail

SCHEDULE 3

Continued

LONG BILL LINE ITEM	TOTAL FUNDS	FTE	GENERAL FUND	CASH FUNDS	REAPPROPRIATED FUNDS	FEDERAL FUNDS
<b>FY 2012-13 APPROPRIATION</b>						
FY 2012-13 Long Bill Appropriation (H.B. 12-1335)	\$0	0.0	\$0	\$0	\$0	\$0
<b>FY 2012-13 TOTAL APPROPRIATION</b>	<b>\$0</b>	<b>0.0</b>	<b>\$0</b>	<b>\$0</b>	<b>\$0</b>	<b>\$0</b>
<b>FY13 PERSONAL SERVICES ALLOCATION</b>	<b>\$0</b>	<b>0.0</b>	<b>\$0</b>	<b>\$0</b>	<b>\$0</b>	<b>\$0</b>
<b>FY13 OPERATING ALLOCATION</b>	<b>\$0</b>	<b>0.0</b>	<b>\$0</b>	<b>\$0</b>	<b>\$0</b>	<b>\$0</b>
<b>FY 2013-14 REQUEST</b>						
Final FY 2012-13 Appropriation	\$0	0.0	\$0	\$0	\$0	\$0
<b>FY 2013-14 BASE REQUEST</b>	<b>\$0</b>	<b>0.0</b>	<b>\$0</b>	<b>\$0</b>	<b>\$0</b>	<b>\$0</b>
Common Policy Adjustment	\$138,267	0.0	\$0	\$138,267	\$0	\$0
<b>FY 2013-14 TOTAL REQUEST</b>	<b>\$138,267</b>	<b>0.0</b>	<b>\$0</b>	<b>\$138,267</b>	<b>\$0</b>	<b>\$0</b>
<b>FY14 PERSONAL SERVICES ALLOCATION</b>	<b>\$138,267</b>	<b>0.0</b>	<b>\$0</b>	<b>\$138,267</b>	<b>\$0</b>	<b>\$0</b>
<b>FY14 OPERATING ALLOCATION</b>	<b>\$0</b>	<b>0.0</b>	<b>\$0</b>	<b>\$0</b>	<b>\$0</b>	<b>\$0</b>
<b>WORKERS' COMPENSATION</b>						
<b>FY 2010-11 ACTUAL</b>						
FY 2010-11 Long Bill, H.B. 10-1376	\$6,099	0.0	\$0	\$6,099	\$0	\$0
<b>FINAL FY 2010-11 APPROPRIATION</b>	<b>\$6,099</b>	<b>0.0</b>	<b>\$0</b>	<b>\$6,099</b>	<b>\$0</b>	<b>\$0</b>
FY11 Allocated Pots	\$0	0.0	\$0	\$0	\$0	\$0
<b>FY11 TOTAL AVAILABLE SPENDING AUTHORITY</b>	<b>\$6,099</b>	<b>0.0</b>	<b>\$0</b>	<b>\$6,099</b>	<b>\$0</b>	<b>\$0</b>
FY11 Expenditures	\$6,099	0.0	\$0	\$6,099	\$0	\$0
<b>FY 2010-11 REVERSION \ (OVEREXPENDITURE)</b>	<b>\$0</b>	<b>0.0</b>	<b>\$0</b>	<b>\$0</b>	<b>\$0</b>	<b>\$0</b>

ADMINISTRATION – Line Item Detail

SCHEDULE 3

Continued

LONG BILL LINE ITEM	TOTAL FUNDS	FTE	GENERAL FUND	CASH FUNDS	REAPPROPRIATED FUNDS	FEDERAL FUNDS
<b>FY 2011-12 ACTUAL</b>						
FY 2011-12 Long Bill, S.B. 11-209	\$5,210	0.0	\$0	\$5,210	\$0	\$0
<b>FINAL FY 2011-12 APPROPRIATION</b>	<b>\$5,210</b>	<b>0.0</b>	<b>\$0</b>	<b>\$5,210</b>	<b>\$0</b>	<b>\$0</b>
FY12 Allocated Pots	\$0	0.0	\$0	\$0	\$0	\$0
<b>FY12 TOTAL AVAILABLE SPENDING AUTHORITY</b>	<b>\$5,210</b>	<b>0.0</b>	<b>\$0</b>	<b>\$5,210</b>	<b>\$0</b>	<b>\$0</b>
FY12 Expenditures	\$5,210	0.0	\$0	\$5,210	\$0	\$0
<b>FY 2011-12 REVERSION \ (OVEREXPENDITURE)</b>	<b>\$0</b>	<b>0.0</b>	<b>\$0</b>	<b>\$0</b>	<b>\$0</b>	<b>\$0</b>
<b>FY 2012-13 APPROPRIATION</b>						
FY 2012-13 Long Bill Appropriation (H.B. 12-1335)	\$6,926	0.0	\$0	\$6,926	\$0	\$0
<b>FY 2012-13 TOTAL APPROPRIATION</b>	<b>\$6,926</b>	<b>0.0</b>	<b>\$0</b>	<b>\$6,926</b>	<b>\$0</b>	<b>\$0</b>
<b>FY13 PERSONAL SERVICES ALLOCATION</b>	<b>\$0</b>	<b>0.0</b>	<b>\$0</b>	<b>\$0</b>	<b>\$0</b>	<b>\$0</b>
<b>FY13 OPERATING ALLOCATION</b>	<b>\$6,926</b>	<b>0.0</b>	<b>\$0</b>	<b>\$6,926</b>	<b>\$0</b>	<b>\$0</b>
<b>FY 2013-14 REQUEST</b>						
Final FY 2012-13 Appropriation	\$6,926	0.0	\$0	\$6,926	\$0	\$0
<b>FY 2013-14 BASE REQUEST</b>	<b>\$6,926</b>	<b>0.0</b>	<b>\$0</b>	<b>\$6,926</b>	<b>\$0</b>	<b>\$0</b>
Common Policy Adjustment	\$7,043	0.0	\$0	\$7,043	\$0	\$0
<b>FY 2013-14 TOTAL REQUEST</b>	<b>\$13,969</b>	<b>0.0</b>	<b>\$0</b>	<b>\$13,969</b>	<b>\$0</b>	<b>\$0</b>
<b>FY14 PERSONAL SERVICES ALLOCATION</b>	<b>\$0</b>	<b>0.0</b>	<b>\$0</b>	<b>\$0</b>	<b>\$0</b>	<b>\$0</b>
<b>FY14 OPERATING ALLOCATION</b>	<b>\$13,969</b>	<b>0.0</b>	<b>\$0</b>	<b>\$13,969</b>	<b>\$0</b>	<b>\$0</b>

ADMINISTRATION – Line Item Detail

SCHEDULE 3

Continued

LONG BILL LINE ITEM	TOTAL FUNDS	FTE	GENERAL FUND	CASH FUNDS	REAPPROPRIATED FUNDS	FEDERAL FUNDS
<b>OPERATING EXPENSES</b>						
<b>FY 2010-11 ACTUAL</b>						
FY 2010-11 Long Bill, H.B. 10-1376	\$802,385	0.0	\$0	\$802,385	\$0	\$0
Special Bill 10-143	\$1,000	0.0	\$0	\$1,000	\$0	\$0
<b>FINAL FY 2010-11 APPROPRIATION</b>	<b>\$803,385</b>	<b>0.0</b>	<b>\$0</b>	<b>\$803,385</b>	<b>\$0</b>	<b>\$0</b>
<b>FY11 TOTAL AVAILABLE SPENDING AUTHORITY</b>						
FY11 Expenditures	\$679,138	0.0	\$0	\$679,138	\$0	\$0
<b>FY 2010-11 REVERSION \ (OVEREXPENDITURE)</b>	<b>\$124,247</b>	<b>0.0</b>	<b>\$0</b>	<b>\$124,247</b>	<b>\$0</b>	<b>\$0</b>
<b>FY 2011-12 ACTUAL</b>						
FY 2011-12 Long Bill, S.B. 11-209	\$600,045	0.0	\$0	\$600,045	\$0	\$0
Special Bill 11-1095	\$284,653	0.0	\$0	\$284,653	\$0	\$0
Special Bill 12-1198	\$245,000	0.0	\$0	\$245,000	\$0	\$0
<b>FINAL FY 2011-12 APPROPRIATION</b>	<b>\$1,129,698</b>	<b>0.0</b>	<b>\$0</b>	<b>\$1,129,698</b>	<b>\$0</b>	<b>\$0</b>
<b>FY12 TOTAL AVAILABLE SPENDING AUTHORITY</b>						
FY12 Expenditures	\$874,804	0.0	\$0	\$874,804	\$0	\$0
<b>FY 2011-12 REVERSION \ (OVEREXPENDITURE)</b>	<b>\$254,894</b>	<b>0.0</b>	<b>\$0</b>	<b>\$254,894</b>	<b>\$0</b>	<b>\$0</b>
<b>FY 2012-13 APPROPRIATION</b>						
FY 2012-13 Long Bill Appropriation (H.B. 12-1335)	\$813,115	0.0	\$0	\$813,115	\$0	\$0
1331 Emergency Supplemental	\$219,000	0.0	\$0	\$219,000	\$0	\$0
<b>FY 2012-13 TOTAL APPROPRIATION</b>	<b>\$1,032,115</b>	<b>0.0</b>	<b>\$0</b>	<b>\$1,032,115</b>	<b>\$0</b>	<b>\$0</b>
<b>FY13 PERSONAL SERVICES ALLOCATION</b>	<b>\$0</b>	<b>0.0</b>	<b>\$0</b>	<b>\$0</b>	<b>\$0</b>	<b>\$0</b>
<b>FY13 OPERATING ALLOCATION</b>	<b>\$1,032,115</b>	<b>0.0</b>	<b>\$0</b>	<b>\$1,032,115</b>	<b>\$0</b>	<b>\$0</b>

ADMINISTRATION – Line Item Detail

SCHEDULE 3

Continued

LONG BILL LINE ITEM	TOTAL FUNDS	FTE	GENERAL FUND	CASH FUNDS	REAPPROPRIATED FUNDS	FEDERAL FUNDS
<b>FY 2013-14 REQUEST</b>						
Final FY 2012-13 Appropriation	\$1,032,115	0.0	\$0	\$1,032,115	\$0	\$0
12-13 1331	(\$219,000)	0.0	\$0	(\$219,000)	\$0	\$0
<b>FY 2013-14 BASE REQUEST</b>	<b>\$813,115</b>	<b>0.0</b>	<b>\$0</b>	<b>\$813,115</b>	<b>\$0</b>	<b>\$0</b>
<b>FY 2013-14 TOTAL REQUEST</b>	<b>\$813,115</b>	<b>0.0</b>	<b>\$0</b>	<b>\$813,115</b>	<b>\$0</b>	<b>\$0</b>
<b>FY14 PERSONAL SERVICES ALLOCATION</b>	<b>\$0</b>	<b>0.0</b>	<b>\$0</b>	<b>\$0</b>	<b>\$0</b>	<b>\$0</b>
<b>FY14 OPERATING ALLOCATION</b>	<b>\$813,115</b>	<b>0.0</b>	<b>\$0</b>	<b>\$813,115</b>	<b>\$0</b>	<b>\$0</b>
<b>LEGAL SERVICES FOR 7,118 HOURS</b>						
<b>FY 2010-11 ACTUAL</b>						
FY 2010-11 Long Bill, H.B. 10-1376	\$522,248	0.0	\$0	\$522,248	\$0	\$0
Special Bill 10-203	\$4,522	0.0	\$0	\$4,522	\$0	\$0
<b>FINAL FY 2010-11 APPROPRIATION</b>	<b>\$526,770</b>	<b>0.0</b>	<b>\$0</b>	<b>\$526,770</b>	<b>\$0</b>	<b>\$0</b>
<b>FY11 TOTAL AVAILABLE SPENDING AUTHORITY</b>	<b>\$526,770</b>	<b>0.0</b>	<b>\$0</b>	<b>\$526,770</b>	<b>\$0</b>	<b>\$0</b>
FY11 Expenditures	\$436,780	0.0	\$0	\$436,780	\$0	\$0
<b>FY 2010-11 REVERSION \ (OVEREXPENDITURE)</b>	<b>\$89,990</b>	<b>0.0</b>	<b>\$0</b>	<b>\$89,990</b>	<b>\$0</b>	<b>\$0</b>
<b>FY 2011-12 ACTUAL</b>						
FY 2011-12 Long Bill, S.B. 11-209	\$538,904	0.0	\$0	\$538,904	\$0	\$0
<b>FINAL FY 2011-12 APPROPRIATION</b>	<b>\$538,904</b>	<b>0.0</b>	<b>\$0</b>	<b>\$538,904</b>	<b>\$0</b>	<b>\$0</b>
<b>FY12 TOTAL AVAILABLE SPENDING AUTHORITY</b>	<b>\$538,904</b>	<b>0.0</b>	<b>\$0</b>	<b>\$538,904</b>	<b>\$0</b>	<b>\$0</b>
FY12 Expenditures	\$538,296	0.0	\$0	\$538,296	\$0	\$0
<b>FY 2011-12 REVERSION \ (OVEREXPENDITURE)</b>	<b>\$608</b>	<b>0.0</b>	<b>\$0</b>	<b>\$608</b>	<b>\$0</b>	<b>\$0</b>



ADMINISTRATION – Line Item Detail

SCHEDULE 3

Continued

LONG BILL LINE ITEM	TOTAL FUNDS	FTE	GENERAL FUND	CASH FUNDS	REAPPROPRIATED FUNDS	FEDERAL FUNDS
<b>FY 2012-13 APPROPRIATION</b>						
FY 2012-13 Long Bill Appropriation (H.B. 12-1335)	\$549,866	0.0	\$0	\$549,866	\$0	\$0
<b>FY 2012-13 TOTAL APPROPRIATION</b>	<b>\$549,866</b>	<b>0.0</b>	<b>\$0</b>	<b>\$549,866</b>	<b>\$0</b>	<b>\$0</b>
<b>FY13 PERSONAL SERVICES ALLOCATION</b>	<b>\$0</b>	<b>0.0</b>	<b>\$0</b>	<b>\$0</b>	<b>\$0</b>	<b>\$0</b>
<b>FY13 OPERATING ALLOCATION</b>	<b>\$549,866</b>	<b>0.0</b>	<b>\$0</b>	<b>\$549,866</b>	<b>\$0</b>	<b>\$0</b>
<b>FY 2013-14 REQUEST</b>						
Final FY 2012-13 Appropriation	\$549,866	0.0	\$0	\$549,866	\$0	\$0
<b>FY 2013-14 BASE REQUEST</b>	<b>\$549,866</b>	<b>0.0</b>	<b>\$0</b>	<b>\$549,866</b>	<b>\$0</b>	<b>\$0</b>
<b>FY 2013-14 TOTAL REQUEST</b>	<b>\$549,866</b>	<b>0.0</b>	<b>\$0</b>	<b>\$549,866</b>	<b>\$0</b>	<b>\$0</b>
<b>FY14 PERSONAL SERVICES ALLOCATION</b>	<b>\$0</b>	<b>0.0</b>	<b>\$0</b>	<b>\$0</b>	<b>\$0</b>	<b>\$0</b>
<b>FY14 OPERATING ALLOCATION</b>	<b>\$549,866</b>	<b>0.0</b>	<b>\$0</b>	<b>\$549,866</b>	<b>\$0</b>	<b>\$0</b>
<b>ADMINISTRATIVE LAW JUDGE SERVICES</b>						
<b>FY 2010-11 ACTUAL</b>						
FY 2010-11 Long Bill, H.B. 10-1376	\$99,487	0.0	\$0	\$99,487	\$0	\$0
Special Bill 10-203	\$4,500	0.0	\$0	\$4,500	\$0	\$0
<b>FINAL FY 2010-11 APPROPRIATION</b>	<b>\$103,987</b>	<b>0.0</b>	<b>\$0</b>	<b>\$103,987</b>	<b>\$0</b>	<b>\$0</b>
<b>FY11 TOTAL AVAILABLE SPENDING AUTHORITY</b>	<b>\$103,987</b>	<b>0.0</b>	<b>\$0</b>	<b>\$103,987</b>	<b>\$0</b>	<b>\$0</b>
FY11 Expenditures	\$99,487	0.0	\$0	\$99,487	\$0	\$0
<b>FY 2010-11 REVERSION \ (OVEREXPENDITURE)</b>	<b>\$4,500</b>	<b>0.0</b>	<b>\$0</b>	<b>\$4,500</b>	<b>\$0</b>	<b>\$0</b>

ADMINISTRATION – Line Item Detail

SCHEDULE 3

Continued

LONG BILL LINE ITEM	TOTAL FUNDS	FTE	GENERAL FUND	CASH FUNDS	REAPPROPRIATED FUNDS	FEDERAL FUNDS
<b>FY 2011-12 ACTUAL</b>						
FY 2011-12 Long Bill, S.B. 11-209	\$29,600	0.0	\$0	\$29,600	\$0	\$0
Special Bill 12-1198	\$1,841	0.0	\$0	\$1,841	\$0	\$0
<b>FINAL FY 2011-12 APPROPRIATION</b>	\$31,441	0.0	\$0	\$31,441	\$0	\$0
<b>FY12 TOTAL AVAILABLE SPENDING AUTHORITY</b>	\$31,441	0.0	\$0	\$31,441	\$0	\$0
FY12 Expenditures	\$31,441	0.0	\$0	\$31,441	\$0	\$0
<b>FY 2011-12 REVERSION \ (OVEREXPENDITURE)</b>	<b>\$0</b>	<b>0.0</b>	<b>\$0</b>	<b>\$0</b>	<b>\$0</b>	<b>\$0</b>
<b>FY 2012-13 APPROPRIATION</b>						
FY 2012-13 Long Bill Appropriation (H.B. 12-1335)	\$114,624	0.0	\$0	\$114,624	\$0	\$0
<b>FY 2012-13 TOTAL APPROPRIATION</b>	<b>\$114,624</b>	<b>0.0</b>	<b>\$0</b>	<b>\$114,624</b>	<b>\$0</b>	<b>\$0</b>
<b>FY13 PERSONAL SERVICES ALLOCATION</b>	<b>\$0</b>	<b>0.0</b>	<b>\$0</b>	<b>\$0</b>	<b>\$0</b>	<b>\$0</b>
<b>FY13 OPERATING ALLOCATION</b>	<b>\$114,624</b>	<b>0.0</b>	<b>\$0</b>	<b>\$114,624</b>	<b>\$0</b>	<b>\$0</b>
<b>FY 2013-14 REQUEST</b>						
Final FY 2012-13 Appropriation	\$114,624	0.0	\$0	\$114,624	\$0	\$0
<b>FY 2013-14 BASE REQUEST</b>	<b>\$114,624</b>	<b>0.0</b>	<b>\$0</b>	<b>\$114,624</b>	<b>\$0</b>	<b>\$0</b>
Common Policy Adjustment	(\$83,827)	0.0	\$0	(\$83,827)	\$0	\$0
<b>FY 2013-14 TOTAL REQUEST</b>	<b>\$30,797</b>	<b>0.0</b>	<b>\$0</b>	<b>\$30,797</b>	<b>\$0</b>	<b>\$0</b>
<b>FY14 PERSONAL SERVICES ALLOCATION</b>	<b>\$0</b>	<b>0.0</b>	<b>\$0</b>	<b>\$0</b>	<b>\$0</b>	<b>\$0</b>
<b>FY14 OPERATING ALLOCATION</b>	<b>\$30,797</b>	<b>0.0</b>	<b>\$0</b>	<b>\$30,797</b>	<b>\$0</b>	<b>\$0</b>

ADMINISTRATION – Line Item Detail

SCHEDULE 3

Continued

LONG BILL LINE ITEM	TOTAL FUNDS	FTE	GENERAL FUND	CASH FUNDS	REAPPROPRIATED FUNDS	FEDERAL FUNDS
<b>PURCHASE OF SERVICES FROM COMPUTER CENTER</b>						
<b>FY 2010-11 ACTUAL</b>						
FY 2010-11 Long Bill, H.B. 10-1376	\$51,559	0.0	\$0	\$51,559	\$0	\$0
<b>FINAL FY 2010-11 APPROPRIATION</b>	<b>\$51,559</b>	<b>0.0</b>	<b>\$0</b>	<b>\$51,559</b>	<b>\$0</b>	<b>\$0</b>
<b>FY11 TOTAL AVAILABLE SPENDING AUTHORITY</b>	<b>\$51,559</b>	<b>0.0</b>	<b>\$0</b>	<b>\$51,559</b>	<b>\$0</b>	<b>\$0</b>
FY11 Expenditures	\$51,559	0.0	\$0	\$51,559	\$0	\$0
<b>FY 2010-11 REVERSION \ (OVEREXPENDITURE)</b>	<b>\$0</b>	<b>0.0</b>	<b>\$0</b>	<b>\$0</b>	<b>\$0</b>	<b>\$0</b>
<b>FY 2011-12 ACTUAL</b>						
FY 2011-12 Long Bill, S.B. 11-209	\$1,640	0.0	\$0	\$1,640	\$0	\$0
<b>FINAL FY 2011-12 APPROPRIATION</b>	<b>\$1,640</b>	<b>0.0</b>	<b>\$0</b>	<b>\$1,640</b>	<b>\$0</b>	<b>\$0</b>
<b>FY12 TOTAL AVAILABLE SPENDING AUTHORITY</b>	<b>\$1,640</b>	<b>0.0</b>	<b>\$0</b>	<b>\$1,640</b>	<b>\$0</b>	<b>\$0</b>
FY12 Expenditures	\$1,640	0.0	\$0	\$1,640	\$0	\$0
<b>FY 2011-12 REVERSION \ (OVEREXPENDITURE)</b>	<b>\$0</b>	<b>0.0</b>	<b>\$0</b>	<b>\$0</b>	<b>\$0</b>	<b>\$0</b>
<b>FY 2012-13 APPROPRIATION</b>						
FY 2012-13 Long Bill Appropriation (H.B. 12-1335)	\$102,789	0.0	\$0	\$102,789	\$0	\$0
<b>FY 2012-13 TOTAL APPROPRIATION</b>	<b>\$102,789</b>	<b>0.0</b>	<b>\$0</b>	<b>\$102,789</b>	<b>\$0</b>	<b>\$0</b>
<b>FY13 PERSONAL SERVICES ALLOCATION</b>	<b>\$0</b>	<b>0.0</b>	<b>\$0</b>	<b>\$0</b>	<b>\$0</b>	<b>\$0</b>
<b>FY13 OPERATING ALLOCATION</b>	<b>\$102,789</b>	<b>0.0</b>	<b>\$0</b>	<b>\$102,789</b>	<b>\$0</b>	<b>\$0</b>
<b>FY 2013-14 REQUEST</b>						
Final FY 2012-13 Appropriation	\$102,789	0.0	\$0	\$102,789	\$0	\$0
<b>FY 2013-14 BASE REQUEST</b>	<b>\$102,789</b>	<b>0.0</b>	<b>\$0</b>	<b>\$102,789</b>	<b>\$0</b>	<b>\$0</b>
Common Policy Adjustment	\$56,789	0.0	\$0	\$56,789	\$0	\$0
<b>FY 2013-14 TOTAL REQUEST</b>	<b>\$159,578</b>	<b>0.0</b>	<b>\$0</b>	<b>\$159,578</b>	<b>\$0</b>	<b>\$0</b>
<b>FY14 PERSONAL SERVICES ALLOCATION</b>	<b>\$0</b>	<b>0.0</b>	<b>\$0</b>	<b>\$0</b>	<b>\$0</b>	<b>\$0</b>
<b>FY14 OPERATING ALLOCATION</b>	<b>\$159,578</b>	<b>0.0</b>	<b>\$0</b>	<b>\$159,578</b>	<b>\$0</b>	<b>\$0</b>

ADMINISTRATION – Line Item Detail

SCHEDULE 3

Continued

LONG BILL LINE ITEM	TOTAL FUNDS	FTE	GENERAL FUND	CASH FUNDS	REAPPROPRIATED FUNDS	FEDERAL FUNDS
<b>MULTIUSE NETWORK PAYMENTS</b>						
<b>FY 2010-11 ACTUAL</b>						
FY 2010-11 Long Bill, H.B. 10-1376	\$318,188	0.0	\$0	\$318,188	\$0	\$0
<b>FINAL FY 2010-11 APPROPRIATION</b>	<b>\$318,188</b>	<b>0.0</b>	<b>\$0</b>	<b>\$318,188</b>	<b>\$0</b>	<b>\$0</b>
<b>FY11 TOTAL AVAILABLE SPENDING AUTHORITY</b>	<b>\$318,188</b>	<b>0.0</b>	<b>\$0</b>	<b>\$318,188</b>	<b>\$0</b>	<b>\$0</b>
FY11 Expenditures	\$318,188	0.0	\$0	\$318,188	\$0	\$0
<b>FY 2010-11 REVERSION \ (OVEREXPENDITURE)</b>	<b>\$0</b>	<b>0.0</b>	<b>\$0</b>	<b>\$0</b>	<b>\$0</b>	<b>\$0</b>
<b>FY 2011-12 ACTUAL</b>						
FY 2011-12 Long Bill, S.B. 11-209	\$66,234	0.0	\$0	\$66,234	\$0	\$0
<b>FINAL FY 2011-12 APPROPRIATION</b>	<b>\$66,234</b>	<b>0.0</b>	<b>\$0</b>	<b>\$66,234</b>	<b>\$0</b>	<b>\$0</b>
<b>FY12 TOTAL AVAILABLE SPENDING AUTHORITY</b>	<b>\$66,234</b>	<b>0.0</b>	<b>\$0</b>	<b>\$66,234</b>	<b>\$0</b>	<b>\$0</b>
FY12 Expenditures	\$66,234	0.0	\$0	\$66,234	\$0	\$0
<b>FY 2011-12 REVERSION \ (OVEREXPENDITURE)</b>	<b>\$0</b>	<b>0.0</b>	<b>\$0</b>	<b>\$0</b>	<b>\$0</b>	<b>\$0</b>
<b>FY 2012-13 APPROPRIATION</b>						
FY 2012-13 Long Bill Appropriation (H.B. 12-1335)	\$0	0.0	\$0	\$0	\$0	\$0
<b>FY 2012-13 TOTAL APPROPRIATION</b>	<b>\$0</b>	<b>0.0</b>	<b>\$0</b>	<b>\$0</b>	<b>\$0</b>	<b>\$0</b>
<b>FY13 PERSONAL SERVICES ALLOCATION</b>	<b>\$0</b>	<b>0.0</b>	<b>\$0</b>	<b>\$0</b>	<b>\$0</b>	<b>\$0</b>
<b>FY13 OPERATING ALLOCATION</b>	<b>\$0</b>	<b>0.0</b>	<b>\$0</b>	<b>\$0</b>	<b>\$0</b>	<b>\$0</b>
<b>FY 2013-14 REQUEST</b>						
Final FY 2012-13 Appropriation	\$0	0.0	\$0	\$0	\$0	\$0
<b>FY 2013-14 BASE REQUEST</b>	<b>\$0</b>	<b>0.0</b>	<b>\$0</b>	<b>\$0</b>	<b>\$0</b>	<b>\$0</b>
Common Policy Adjustment	\$75,116	0.0	\$0	\$75,116	\$0	\$0
<b>FY 2013-14 TOTAL REQUEST</b>	<b>\$75,116</b>	<b>0.0</b>	<b>\$0</b>	<b>\$75,116</b>	<b>\$0</b>	<b>\$0</b>
<b>FY14 PERSONAL SERVICES ALLOCATION</b>	<b>\$0</b>	<b>0.0</b>	<b>\$0</b>	<b>\$0</b>	<b>\$0</b>	<b>\$0</b>
<b>FY14 OPERATING ALLOCATION</b>	<b>\$75,116</b>	<b>0.0</b>	<b>\$0</b>	<b>\$75,116</b>	<b>\$0</b>	<b>\$0</b>

ADMINISTRATION – Line Item Detail

SCHEDULE 3

Continued

LONG BILL LINE ITEM	TOTAL FUNDS	FTE	GENERAL FUND	CASH FUNDS	REAPPROPRIATED FUNDS	FEDERAL FUNDS
<b>PAYMENT TO RISK MANAGEMENT AND PROPERTY FUNDS</b>						
<b>FY 2010-11 ACTUAL</b>						
FY 2010-11 Long Bill, H.B. 10-1376	\$7,038	0.0	\$0	\$7,038	\$0	\$0
<b>FINAL FY 2010-11 APPROPRIATION</b>	<b>\$7,038</b>	<b>0.0</b>	<b>\$0</b>	<b>\$7,038</b>	<b>\$0</b>	<b>\$0</b>
<b>FY11 TOTAL AVAILABLE SPENDING AUTHORITY</b>	<b>\$7,038</b>	<b>0.0</b>	<b>\$0</b>	<b>\$7,038</b>	<b>\$0</b>	<b>\$0</b>
FY11 Expenditures	\$7,038	0.0	\$0	\$7,038	\$0	\$0
<b>FY 2010-11 REVERSION \ (OVEREXPENDITURE)</b>	<b>\$0</b>	<b>0.0</b>	<b>\$0</b>	<b>\$0</b>	<b>\$0</b>	<b>\$0</b>
<b>FY 2011-12 ACTUAL</b>						
FY 2011-12 Long Bill, S.B. 11-209	\$22,264	0.0	\$0	\$22,264	\$0	\$0
<b>FINAL FY 2011-12 APPROPRIATION</b>	<b>\$22,264</b>	<b>0.0</b>	<b>\$0</b>	<b>\$22,264</b>	<b>\$0</b>	<b>\$0</b>
<b>FY12 TOTAL AVAILABLE SPENDING AUTHORITY</b>	<b>\$22,264</b>	<b>0.0</b>	<b>\$0</b>	<b>\$22,264</b>	<b>\$0</b>	<b>\$0</b>
FY12 Expenditures	\$22,264	0.0	\$0	\$22,264	\$0	\$0
<b>FY 2011-12 REVERSION \ (OVEREXPENDITURE)</b>	<b>\$0</b>	<b>0.0</b>	<b>\$0</b>	<b>\$0</b>	<b>\$0</b>	<b>\$0</b>
<b>FY 2012-13 APPROPRIATION</b>						
FY 2012-13 Long Bill Appropriation (H.B. 12-1335)	\$27,906	0.0	\$0	\$27,906	\$0	\$0
<b>FY 2012-13 TOTAL APPROPRIATION</b>	<b>\$27,906</b>	<b>0.0</b>	<b>\$0</b>	<b>\$27,906</b>	<b>\$0</b>	<b>\$0</b>
<b>FY13 PERSONAL SERVICES ALLOCATION</b>	<b>\$0</b>	<b>0.0</b>	<b>\$0</b>	<b>\$0</b>	<b>\$0</b>	<b>\$0</b>
<b>FY13 OPERATING ALLOCATION</b>	<b>\$27,906</b>	<b>0.0</b>	<b>\$0</b>	<b>\$27,906</b>	<b>\$0</b>	<b>\$0</b>
<b>FY 2013-14 REQUEST</b>						
Final FY 2012-13 Appropriation	\$27,906	0.0	\$0	\$27,906	\$0	\$0
<b>FY 2013-14 BASE REQUEST</b>	<b>\$27,906</b>	<b>0.0</b>	<b>\$0</b>	<b>\$27,906</b>	<b>\$0</b>	<b>\$0</b>
Common Policy Adjustment	\$13,121	0.0	\$0	\$13,121	\$0	\$0
<b>FY 2013-14 TOTAL REQUEST</b>	<b>\$41,027</b>	<b>0.0</b>	<b>\$0</b>	<b>\$41,027</b>	<b>\$0</b>	<b>\$0</b>
<b>FY14 PERSONAL SERVICES ALLOCATION</b>	<b>\$0</b>	<b>0.0</b>	<b>\$0</b>	<b>\$0</b>	<b>\$0</b>	<b>\$0</b>
<b>FY14 OPERATING ALLOCATION</b>	<b>\$41,027</b>	<b>0.0</b>	<b>\$0</b>	<b>\$41,027</b>	<b>\$0</b>	<b>\$0</b>

ADMINISTRATION – Line Item Detail

SCHEDULE 3

Continued

LONG BILL LINE ITEM	TOTAL FUNDS	FTE	GENERAL FUND	CASH FUNDS	REAPPROPRIATED FUNDS	FEDERAL FUNDS
<b>VEHICLE LEASE PAYMENTS</b>						
<b>FY 2010-11 ACTUAL</b>						
FY 2010-11 Long Bill, H.B. 10-1376	\$2,861	0.0	\$0	\$2,861	\$0	\$0
Supplemental Appropriation S.B. 11-153	\$108	0.0	\$0	\$108	\$0	\$0
<b>FINAL FY 2010-11 APPROPRIATION</b>	<b>\$2,969</b>	<b>0.0</b>	<b>\$0</b>	<b>\$2,969</b>	<b>\$0</b>	<b>\$0</b>
<b>FY11 TOTAL AVAILABLE SPENDING AUTHORITY</b>	<b>\$2,969</b>	<b>0.0</b>	<b>\$0</b>	<b>\$2,969</b>	<b>\$0</b>	<b>\$0</b>
FY11 Expenditures	\$2,969	0.0	\$0	\$2,969	\$0	\$0
<b>FY 2010-11 REVERSION \ (OVEREXPENDITURE)</b>	<b>\$0</b>	<b>0.0</b>	<b>\$0</b>	<b>\$0</b>	<b>\$0</b>	<b>\$0</b>
<b>FY 2011-12 ACTUAL</b>						
FY 2011-12 Long Bill, S.B. 11-209	\$2,969	0.0	\$0	\$2,969	\$0	\$0
Supplemental Appropriation H.B. 12-1198	(\$108)	0.0	\$0	(\$108)	\$0	\$0
<b>FINAL FY 2011-12 APPROPRIATION</b>	<b>\$2,861</b>	<b>0.0</b>	<b>\$0</b>	<b>\$2,861</b>	<b>\$0</b>	<b>\$0</b>
<b>FY12 TOTAL AVAILABLE SPENDING AUTHORITY</b>	<b>\$2,861</b>	<b>0.0</b>	<b>\$0</b>	<b>\$2,861</b>	<b>\$0</b>	<b>\$0</b>
FY12 Expenditures	\$2,861	0.0	\$0	\$2,861	\$0	\$0
<b>FY 2011-12 REVERSION \ (OVEREXPENDITURE)</b>	<b>\$0</b>	<b>0.0</b>	<b>\$0</b>	<b>\$0</b>	<b>\$0</b>	<b>\$0</b>
<b>FY 2012-13 APPROPRIATION</b>						
FY 2012-13 Long Bill Appropriation (H.B. 12-1335)	\$2,963	0.0	\$0	\$2,963	\$0	\$0
<b>FY 2012-13 TOTAL APPROPRIATION</b>	<b>\$2,963</b>	<b>0.0</b>	<b>\$0</b>	<b>\$2,963</b>	<b>\$0</b>	<b>\$0</b>
<b>FY13 PERSONAL SERVICES ALLOCATION</b>	<b>\$0</b>	<b>0.0</b>	<b>\$0</b>	<b>\$0</b>	<b>\$0</b>	<b>\$0</b>
<b>FY13 OPERATING ALLOCATION</b>	<b>\$2,963</b>	<b>0.0</b>	<b>\$0</b>	<b>\$2,963</b>	<b>\$0</b>	<b>\$0</b>

ADMINISTRATION – Line Item Detail

SCHEDULE 3

Continued

LONG BILL LINE ITEM	TOTAL FUNDS	FTE	GENERAL FUND	CASH FUNDS	REAPPROPRIATED FUNDS	FEDERAL FUNDS
<b>FY 2013-14 REQUEST</b>						
Final FY 2012-13 Appropriation	\$2,963	0.0	\$0	\$2,963	\$0	\$0
<b>FY 2013-14 BASE REQUEST</b>	<b>\$2,963</b>	<b>0.0</b>	<b>\$0</b>	<b>\$2,963</b>	<b>\$0</b>	<b>\$0</b>
<b>FY 2013-14 TOTAL REQUEST</b>	<b>\$2,963</b>	<b>0.0</b>	<b>\$0</b>	<b>\$2,963</b>	<b>\$0</b>	<b>\$0</b>
<b>FY14 PERSONAL SERVICES ALLOCATION</b>	<b>\$0</b>	<b>0.0</b>	<b>\$0</b>	<b>\$0</b>	<b>\$0</b>	<b>\$0</b>
<b>FY14 OPERATING ALLOCATION</b>	<b>\$2,963</b>	<b>0.0</b>	<b>\$0</b>	<b>\$2,963</b>	<b>\$0</b>	<b>\$0</b>
<b>LEASED SPACE</b>						
<b>FY 2010-11 ACTUAL</b>						
FY 2010-11 Long Bill, H.B. 10-1376	\$639,747	0.0	\$0	\$639,747	\$0	\$0
<b>FINAL FY 2010-11 APPROPRIATION</b>	<b>\$639,747</b>	<b>0.0</b>	<b>\$0</b>	<b>\$639,747</b>	<b>\$0</b>	<b>\$0</b>
<b>FY11 TOTAL AVAILABLE SPENDING AUTHORITY</b>	<b>\$639,747</b>	<b>0.0</b>	<b>\$0</b>	<b>\$639,747</b>	<b>\$0</b>	<b>\$0</b>
FY11 Expenditures	\$617,827	0.0	\$0	\$617,827	\$0	\$0
<b>FY 2010-11 REVERSION \ (OVEREXPENDITURE)</b>	<b>\$21,920</b>	<b>0.0</b>	<b>\$0</b>	<b>\$21,920</b>	<b>\$0</b>	<b>\$0</b>
<b>FY 2011-12 ACTUAL</b>						
FY 2011-12 Long Bill, S.B. 11-209	\$639,747	0.0	\$0	\$639,747	\$0	\$0
<b>FINAL FY 2011-12 APPROPRIATION</b>	<b>\$639,747</b>	<b>0.0</b>	<b>\$0</b>	<b>\$639,747</b>	<b>\$0</b>	<b>\$0</b>
<b>FY12 TOTAL AVAILABLE SPENDING AUTHORITY</b>	<b>\$639,747</b>	<b>0.0</b>	<b>\$0</b>	<b>\$639,747</b>	<b>\$0</b>	<b>\$0</b>
FY12 Expenditures	\$529,826	0.0	\$0	\$529,826	\$0	\$0
<b>FY 2011-12 REVERSION \ (OVEREXPENDITURE)</b>	<b>\$109,921</b>	<b>0.0</b>	<b>\$0</b>	<b>\$109,921</b>	<b>\$0</b>	<b>\$0</b>
<b>FY 2012-13 APPROPRIATION</b>						
FY 2012-13 Long Bill Appropriation (H.B. 12-1335)	\$641,271	0.0	\$0	\$641,271	\$0	\$0
<b>FY 2012-13 TOTAL APPROPRIATION</b>	<b>\$641,271</b>	<b>0.0</b>	<b>\$0</b>	<b>\$641,271</b>	<b>\$0</b>	<b>\$0</b>
<b>FY13 PERSONAL SERVICES ALLOCATION</b>	<b>\$0</b>	<b>0.0</b>	<b>\$0</b>	<b>\$0</b>	<b>\$0</b>	<b>\$0</b>
<b>FY13 OPERATING ALLOCATION</b>	<b>\$641,271</b>	<b>0.0</b>	<b>\$0</b>	<b>\$641,271</b>	<b>\$0</b>	<b>\$0</b>

ADMINISTRATION – Line Item Detail

SCHEDULE 3

Continued

LONG BILL LINE ITEM	TOTAL FUNDS	FTE	GENERAL FUND	CASH FUNDS	REAPPROPRIATED FUNDS	FEDERAL FUNDS
<b>FY 2013-14 REQUEST</b>						
Final FY 2012-13 Appropriation	\$641,271	0.0	\$0	\$641,271	\$0	\$0
<b>FY 2013-14 BASE REQUEST</b>	<b>\$641,271</b>	<b>0.0</b>	<b>\$0</b>	<b>\$641,271</b>	<b>\$0</b>	<b>\$0</b>
<b>FY 2013-14 TOTAL REQUEST</b>	<b>\$641,271</b>	<b>0.0</b>	<b>\$0</b>	<b>\$641,271</b>	<b>\$0</b>	<b>\$0</b>
<b>FY14 PERSONAL SERVICES ALLOCATION</b>	<b>\$0</b>	<b>0.0</b>	<b>\$0</b>	<b>\$0</b>	<b>\$0</b>	<b>\$0</b>
<b>FY14 OPERATING ALLOCATION</b>	<b>\$641,271</b>	<b>0.0</b>	<b>\$0</b>	<b>\$641,271</b>	<b>\$0</b>	<b>\$0</b>
<b>COFRS MODERNIZATION</b>						
<b>FY 2010-11 ACTUAL</b>						
FY 2010-11 Long Bill, H.B. 10-1376	\$0	0.0	\$0	\$0	\$0	\$0
<b>FINAL FY 2010-11 APPROPRIATION</b>	<b>\$0</b>	<b>0.0</b>	<b>\$0</b>	<b>\$0</b>	<b>\$0</b>	<b>\$0</b>
<b>FY11 TOTAL AVAILABLE SPENDING AUTHORITY</b>	<b>\$0</b>	<b>0.0</b>	<b>\$0</b>	<b>\$0</b>	<b>\$0</b>	<b>\$0</b>
FY11 Expenditures	\$0	0.0	\$0	\$0	\$0	\$0
<b>FY 2010-11 REVERSION \ (OVEREXPENDITURE)</b>	<b>\$0</b>	<b>0.0</b>	<b>\$0</b>	<b>\$0</b>	<b>\$0</b>	<b>\$0</b>
<b>FY 2011-12 ACTUAL</b>						
FY 2011-12 Long Bill, S.B. 11-209	\$0	0.0	\$0	\$0	\$0	\$0
<b>FINAL FY 2011-12 APPROPRIATION</b>	<b>\$0</b>	<b>0.0</b>	<b>\$0</b>	<b>\$0</b>	<b>\$0</b>	<b>\$0</b>
<b>FY12 TOTAL AVAILABLE SPENDING AUTHORITY</b>	<b>\$0</b>	<b>0.0</b>	<b>\$0</b>	<b>\$0</b>	<b>\$0</b>	<b>\$0</b>
FY12 Expenditures	\$0	0.0	\$0	\$0	\$0	\$0
<b>FY 2011-12 REVERSION \ (OVEREXPENDITURE)</b>	<b>\$0</b>	<b>0.0</b>	<b>\$0</b>	<b>\$0</b>	<b>\$0</b>	<b>\$0</b>
<b>FY 2012-13 APPROPRIATION</b>						
FY 2012-13 Long Bill Appropriation (H.B. 12-1335)	\$40,140	0.0	\$0	\$40,140	\$0	\$0
<b>FY 2012-13 TOTAL APPROPRIATION</b>	<b>\$40,140</b>	<b>0.0</b>	<b>\$0</b>	<b>\$40,140</b>	<b>\$0</b>	<b>\$0</b>
<b>FY13 PERSONAL SERVICES ALLOCATION</b>	<b>\$0</b>	<b>0.0</b>	<b>\$0</b>	<b>\$0</b>	<b>\$0</b>	<b>\$0</b>
<b>FY13 OPERATING ALLOCATION</b>	<b>\$40,140</b>	<b>0.0</b>	<b>\$0</b>	<b>\$40,140</b>	<b>\$0</b>	<b>\$0</b>



ADMINISTRATION – Line Item Detail

SCHEDULE 3

Continued

LONG BILL LINE ITEM	TOTAL FUNDS	FTE	GENERAL FUND	CASH FUNDS	REAPPROPRIATED FUNDS	FEDERAL FUNDS
<b>FY 2013-14 REQUEST</b>						
Final FY 2012-13 Appropriation	\$40,140	0.0	\$0	\$40,140	\$0	\$0
<b>FY 2013-14 BASE REQUEST</b>	<b>\$40,140</b>	<b>0.0</b>	<b>\$0</b>	<b>\$40,140</b>	<b>\$0</b>	<b>\$0</b>
<b>FY 2013-14 TOTAL REQUEST</b>	<b>\$40,140</b>	<b>0.0</b>	<b>\$0</b>	<b>\$40,140</b>	<b>\$0</b>	<b>\$0</b>
<b>FY14 PERSONAL SERVICES ALLOCATION</b>	<b>\$0</b>	<b>0.0</b>	<b>\$0</b>	<b>\$0</b>	<b>\$0</b>	<b>\$0</b>
<b>FY14 OPERATING ALLOCATION</b>	<b>\$40,140</b>	<b>0.0</b>	<b>\$0</b>	<b>\$40,140</b>	<b>\$0</b>	<b>\$0</b>
<b>INDIRECT COST ASSESSMENT</b>						
<b>FY 2010-11 ACTUAL</b>						
FY 2010-11 Long Bill, H.B. 10-1376	\$148,003	0.0	\$0	\$148,003	\$0	\$0
<b>FINAL FY 2010-11 APPROPRIATION</b>	<b>\$148,003</b>	<b>0.0</b>	<b>\$0</b>	<b>\$148,003</b>	<b>\$0</b>	<b>\$0</b>
<b>FY11 TOTAL AVAILABLE SPENDING AUTHORITY</b>	<b>\$148,003</b>	<b>0.0</b>	<b>\$0</b>	<b>\$148,003</b>	<b>\$0</b>	<b>\$0</b>
FY11 Expenditures	\$148,003	0.0	\$0	\$148,003	\$0	\$0
<b>FY 2010-11 REVERSION \ (OVEREXPENDITURE)</b>	<b>\$0</b>	<b>0.0</b>	<b>\$0</b>	<b>\$0</b>	<b>\$0</b>	<b>\$0</b>
<b>FY 2011-12 ACTUAL</b>						
FY 2011-12 Long Bill, S.B. 11-209	\$136,752	0.0	\$0	\$136,752	\$0	\$0
<b>FINAL FY 2011-12 APPROPRIATION</b>	<b>\$136,752</b>	<b>0.0</b>	<b>\$0</b>	<b>\$136,752</b>	<b>\$0</b>	<b>\$0</b>
<b>FY12 TOTAL AVAILABLE SPENDING AUTHORITY</b>	<b>\$136,752</b>	<b>0.0</b>	<b>\$0</b>	<b>\$136,752</b>	<b>\$0</b>	<b>\$0</b>
FY12 Expenditures	\$136,752	0.0	\$0	\$136,752	\$0	\$0
<b>FY 2011-12 REVERSION \ (OVEREXPENDITURE)</b>	<b>\$0</b>	<b>0.0</b>	<b>\$0</b>	<b>\$0</b>	<b>\$0</b>	<b>\$0</b>
<b>FY 2012-13 APPROPRIATION</b>						
FY 2012-13 Long Bill Appropriation (H.B. 12-1335)	\$105,838	0.0	\$0	\$105,838	\$0	\$0
<b>FY 2012-13 TOTAL APPROPRIATION</b>	<b>\$105,838</b>	<b>0.0</b>	<b>\$0</b>	<b>\$105,838</b>	<b>\$0</b>	<b>\$0</b>
<b>FY13 PERSONAL SERVICES ALLOCATION</b>	<b>\$0</b>	<b>0.0</b>	<b>\$0</b>	<b>\$0</b>	<b>\$0</b>	<b>\$0</b>
<b>FY13 OPERATING ALLOCATION</b>	<b>\$105,838</b>	<b>0.0</b>	<b>\$0</b>	<b>\$105,838</b>	<b>\$0</b>	<b>\$0</b>

ADMINISTRATION – Line Item Detail

SCHEDULE 3

Continued

LONG BILL LINE ITEM	TOTAL FUNDS	FTE	GENERAL FUND	CASH FUNDS	REAPPROPRIATED FUNDS	FEDERAL FUNDS
<b>FY 2013-14 REQUEST</b>						
Final FY 2012-13 Appropriation	\$105,838	0.0	\$0	\$105,838	\$0	\$0
<b>FY 2013-14 BASE REQUEST</b>	<b>\$105,838</b>	<b>0.0</b>	<b>\$0</b>	<b>\$105,838</b>	<b>\$0</b>	<b>\$0</b>
Common Policy Adjustment	\$1,174	0.0	\$0	\$1,174	\$0	\$0
<b>FY 2013-14 TOTAL REQUEST</b>	<b>\$107,012</b>	<b>0.0</b>	<b>\$0</b>	<b>\$107,012</b>	<b>\$0</b>	<b>\$0</b>
<b>FY14 PERSONAL SERVICES ALLOCATION</b>	<b>\$0</b>	<b>0.0</b>	<b>\$0</b>	<b>\$0</b>	<b>\$0</b>	<b>\$0</b>
<b>FY14 OPERATING ALLOCATION</b>	<b>\$107,012</b>	<b>0.0</b>	<b>\$0</b>	<b>\$107,012</b>	<b>\$0</b>	<b>\$0</b>
<b>DISCRETIONARY FUND</b>						
<b>FY 2010-11 ACTUAL</b>						
FY 2010-11 Long Bill, H.B. 10-1376	\$5,000	0.0	\$0	\$5,000	\$0	\$0
<b>FINAL FY 2010-11 APPROPRIATION</b>	<b>\$5,000</b>	<b>0.0</b>	<b>\$0</b>	<b>\$5,000</b>	<b>\$0</b>	<b>\$0</b>
<b>FY11 TOTAL AVAILABLE SPENDING AUTHORITY</b>	<b>\$5,000</b>	<b>0.0</b>	<b>\$0</b>	<b>\$5,000</b>	<b>\$0</b>	<b>\$0</b>
FY11 Expenditures	\$5,000	0.0	\$0	\$5,000	\$0	\$0
<b>FY 2010-11 REVERSION \ (OVEREXPENDITURE)</b>	<b>\$0</b>	<b>0.0</b>	<b>\$0</b>	<b>\$0</b>	<b>\$0</b>	<b>\$0</b>
<b>FY 2011-12 ACTUAL</b>						
FY 2011-12 Long Bill, S.B. 11-209	\$5,000	0.0	\$0	\$5,000	\$0	\$0
<b>FINAL FY 2011-12 APPROPRIATION</b>	<b>\$5,000</b>	<b>0.0</b>	<b>\$0</b>	<b>\$5,000</b>	<b>\$0</b>	<b>\$0</b>
<b>FY12 TOTAL AVAILABLE SPENDING AUTHORITY</b>	<b>\$5,000</b>	<b>0.0</b>	<b>\$0</b>	<b>\$5,000</b>	<b>\$0</b>	<b>\$0</b>
FY12 Expenditures	\$5,000	0.0	\$0	\$5,000	\$0	\$0
<b>FY 2011-12 REVERSION \ (OVEREXPENDITURE)</b>	<b>\$0</b>	<b>0.0</b>	<b>\$0</b>	<b>\$0</b>	<b>\$0</b>	<b>\$0</b>

ADMINISTRATION – Line Item Detail

SCHEDULE 3

Continued

LONG BILL LINE ITEM	TOTAL FUNDS	FTE	GENERAL FUND	CASH FUNDS	REAPPROPRIATED FUNDS	FEDERAL FUNDS
<b>FY 2012-13 APPROPRIATION</b>						
FY 2012-13 Long Bill Appropriation (H.B. 12-1335)	\$5,000	0.0	\$0	\$5,000	\$0	\$0
<b>FY 2012-13 TOTAL APPROPRIATION</b>	<b>\$5,000</b>	<b>0.0</b>	<b>\$0</b>	<b>\$5,000</b>	<b>\$0</b>	<b>\$0</b>
<b>FY13 PERSONAL SERVICES ALLOCATION</b>	<b>\$0</b>	<b>0.0</b>	<b>\$0</b>	<b>\$0</b>	<b>\$0</b>	<b>\$0</b>
<b>FY13 OPERATING ALLOCATION</b>	<b>\$5,000</b>	<b>0.0</b>	<b>\$0</b>	<b>\$5,000</b>	<b>\$0</b>	<b>\$0</b>
<b>FY 2013-14 REQUEST</b>						
Final FY 2012-13 Appropriation	\$5,000	0.0	\$0	\$5,000	\$0	\$0
<b>FY 2013-14 BASE REQUEST</b>	<b>\$5,000</b>	<b>0.0</b>	<b>\$0</b>	<b>\$5,000</b>	<b>\$0</b>	<b>\$0</b>
<b>FY 2013-14 TOTAL REQUEST</b>	<b>\$5,000</b>	<b>0.0</b>	<b>\$0</b>	<b>\$5,000</b>	<b>\$0</b>	<b>\$0</b>
<b>FY14 PERSONAL SERVICES ALLOCATION</b>	<b>\$0</b>	<b>0.0</b>	<b>\$0</b>	<b>\$0</b>	<b>\$0</b>	<b>\$0</b>
<b>FY14 OPERATING ALLOCATION</b>	<b>\$5,000</b>	<b>0.0</b>	<b>\$0</b>	<b>\$5,000</b>	<b>\$0</b>	<b>\$0</b>
<b>ADDRESS CONFIDENTIALITY PROGRAM</b>						
<b>FY 2010-11 ACTUAL</b>						
FY 2010-11 Long Bill, H.B. 10-1376	\$117,546	0.0	\$0	\$117,546	\$0	\$0
Supplemental Appropriation S.B. 11-153	\$29,346	0.0	\$0	\$29,346	\$0	\$0
<b>FINAL FY 2010-11 APPROPRIATION</b>	<b>\$146,892</b>	<b>0.0</b>	<b>\$0</b>	<b>\$146,892</b>	<b>\$0</b>	<b>\$0</b>
<b>FY11 TOTAL AVAILABLE SPENDING AUTHORITY</b>	<b>\$146,892</b>	<b>0.0</b>	<b>\$0</b>	<b>\$146,892</b>	<b>\$0</b>	<b>\$0</b>
FY11 Expenditures	\$126,002	0.0	\$0	\$126,002	\$0	\$0
<b>FY 2010-11 REVERSION \ (OVEREXPENDITURE)</b>	<b>\$20,890</b>	<b>0.0</b>	<b>\$0</b>	<b>\$20,890</b>	<b>\$0</b>	<b>\$0</b>

ADMINISTRATION – Line Item Detail

SCHEDULE 3

Continued

LONG BILL LINE ITEM	TOTAL FUNDS	FTE	GENERAL FUND	CASH FUNDS	REAPPROPRIATED FUNDS	FEDERAL FUNDS
<b>FY 2011-12 ACTUAL</b>						
FY 2011-12 Long Bill, S.B. 11-209	\$167,408	0.0	\$0	\$167,408	\$0	\$0
Special Bill 11-1080	(\$164,961)	0.0	\$0	(\$164,961)	\$0	\$0
Special Bill S.B. 11-076	(\$2,447)	0.0	\$0	(\$2,447)	\$0	\$0
<b>FINAL FY 2011-12 APPROPRIATION</b>	<b>\$0</b>	<b>0.0</b>	<b>\$0</b>	<b>\$0</b>	<b>\$0</b>	<b>\$0</b>
<b>FY12 TOTAL AVAILABLE SPENDING AUTHORITY</b>	<b>\$0</b>	<b>0.0</b>	<b>\$0</b>	<b>\$0</b>	<b>\$0</b>	<b>\$0</b>
FY12 Expenditures	\$0	0.0	\$0	\$0	\$0	\$0
<b>FY 2011-12 REVERSION \ (OVEREXPENDITURE)</b>	<b>\$0</b>	<b>0.0</b>	<b>\$0</b>	<b>\$0</b>	<b>\$0</b>	<b>\$0</b>
<b>FY 2012-13 APPROPRIATION</b>						
FY 2012-13 Long Bill Appropriation (H.B. 12-1335)	\$0	0.0	\$0	\$0	\$0	\$0
<b>FY 2012-13 TOTAL APPROPRIATION</b>	<b>\$0</b>	<b>0.0</b>	<b>\$0</b>	<b>\$0</b>	<b>\$0</b>	<b>\$0</b>
<b>FY13 PERSONAL SERVICES ALLOCATION</b>	<b>\$0</b>	<b>0.0</b>	<b>\$0</b>	<b>\$0</b>	<b>\$0</b>	<b>\$0</b>
<b>FY13 OPERATING ALLOCATION</b>	<b>\$0</b>	<b>0.0</b>	<b>\$0</b>	<b>\$0</b>	<b>\$0</b>	<b>\$0</b>
<b>FY 2013-14 REQUEST</b>						
Final FY 2012-13 Appropriation	\$0	0.0	\$0	\$0	\$0	\$0
<b>FY 2013-14 BASE REQUEST</b>	<b>\$0</b>	<b>0.0</b>	<b>\$0</b>	<b>\$0</b>	<b>\$0</b>	<b>\$0</b>
<b>FY 2013-14 TOTAL REQUEST</b>	<b>\$0</b>	<b>0.0</b>	<b>\$0</b>	<b>\$0</b>	<b>\$0</b>	<b>\$0</b>
<b>FY14 PERSONAL SERVICES ALLOCATION</b>	<b>\$0</b>	<b>0.0</b>	<b>\$0</b>	<b>\$0</b>	<b>\$0</b>	<b>\$0</b>
<b>FY14 OPERATING ALLOCATION</b>	<b>\$0</b>	<b>0.0</b>	<b>\$0</b>	<b>\$0</b>	<b>\$0</b>	<b>\$0</b>

ADMINISTRATION – Line Item Detail

SCHEDULE 3

Continued

LONG BILL LINE ITEM	TOTAL FUNDS	FTE	GENERAL FUND	CASH FUNDS	REAPPROPRIATED FUNDS	FEDERAL FUNDS
<b>DIVISION TOTAL</b>						
<b>FY 2010-11 ACTUAL</b>						
FY 2010-11 Long Bill, H.B. 10-1376	\$9,250,746	94.0	\$0	\$9,250,746	\$0	\$0
Special Bill 10-143	\$1,000	0.0	\$0	\$1,000	\$0	\$0
Special Bill 10-203	\$9,022	0.0	\$0	\$9,022	\$0	\$0
Supplemental Appropriation S.B. 11-153	\$29,454	0.0	\$0	\$29,454	\$0	\$0
<b>FINAL FY 2010-11 APPROPRIATION</b>	<b>\$9,290,222</b>	<b>94.0</b>	<b>\$0</b>	<b>\$9,290,222</b>	<b>\$0</b>	<b>\$0</b>
FY11 Allocated Pots	\$0	0.0	\$0	\$0	\$0	\$0
<b>FY11 TOTAL AVAILABLE SPENDING AUTHORITY</b>	<b>\$9,290,222</b>	<b>94.0</b>	<b>\$0</b>	<b>\$9,290,222</b>	<b>\$0</b>	<b>\$0</b>
FY11 Expenditures	\$8,440,743	80.5	\$0	\$8,440,743	\$0	\$0
<b>FY 2010-11 REVERSION \ (OVEREXPENDITURE)</b>	<b>\$849,479</b>	<b>13.5</b>	<b>\$0</b>	<b>\$849,479</b>	<b>\$0</b>	<b>\$0</b>
<b>FY 2011-12 ACTUAL</b>						
FY 2011-12 Long Bill, S.B. 11-209	\$8,376,270	91.0	\$0	\$8,376,270	\$0	\$0
1331 Supplemental Appropriation Technical Error	\$327,160	0.0	\$0	\$327,160	\$0	\$0
Supplemental Appropriation H.B. 12-1198	(\$108)	0.0	\$0	(\$108)	\$0	\$0
Special Bill 11-1095	\$360,956	0.0	\$0	\$360,956	\$0	\$0
Special Bill 12-1198	\$246,841	0.0	\$0	\$246,841	\$0	\$0
Special Bill 11-1080	(\$164,961)	0.0	\$0	(\$164,961)	\$0	\$0
Special Bill S.B. 11-076	(\$126,026)	0.0	\$0	(\$126,026)	\$0	\$0
<b>FINAL FY 2011-12 APPROPRIATION</b>	<b>\$9,020,132</b>	<b>91.0</b>	<b>\$0</b>	<b>\$9,020,132</b>	<b>\$0</b>	<b>\$0</b>
FY12 Allocated Pots	\$0	0.0	\$0	\$0	\$0	\$0
<b>FY12 TOTAL AVAILABLE SPENDING AUTHORITY</b>	<b>\$9,020,132</b>	<b>91.0</b>	<b>\$0</b>	<b>\$9,020,132</b>	<b>\$0</b>	<b>\$0</b>
FY12 Expenditures	\$8,643,857	82.0	\$0	\$8,643,857	\$0	\$0
<b>FY 2011-12 REVERSION \ (OVEREXPENDITURE)</b>	<b>\$376,275</b>	<b>10.0</b>	<b>\$0</b>	<b>\$376,275</b>	<b>\$0</b>	<b>\$0</b>

ADMINISTRATION – Line Item Detail

SCHEDULE 3

Continued

LONG BILL LINE ITEM	TOTAL FUNDS	FTE	GENERAL FUND	CASH FUNDS	REAPPROPRIATED FUNDS	FEDERAL FUNDS
<b>FY 2012-13 APPROPRIATION</b>						
FY 2012-13 Long Bill Appropriation (H.B. 12-1335)	\$9,601,979	99.0	\$0	\$9,601,979	\$0	\$0
1331 Emergency Supplemental	\$219,000	0.0	\$0	\$219,000	\$0	\$0
<b>FY 2012-13 TOTAL APPROPRIATION</b>	<b>\$9,820,979</b>	<b>99.0</b>	<b>\$0</b>	<b>\$9,820,979</b>	<b>\$0</b>	<b>\$0</b>
<b>FY13 PERSONAL SERVICES ALLOCATION</b>	<b>\$7,191,541</b>	<b>99.0</b>	<b>\$0</b>	<b>\$7,191,541</b>	<b>\$0</b>	<b>\$0</b>
<b>FY13 OPERATING ALLOCATION</b>	<b>\$2,629,438</b>	<b>0.0</b>	<b>\$0</b>	<b>\$2,629,438</b>	<b>\$0</b>	<b>\$0</b>
<b>FY 2013-14 REQUEST</b>						
Final FY 2012-13 Appropriation	\$9,820,979	99.0	\$0	\$9,820,979	\$0	\$0
12-13 1331 Emergency Supplemental	(\$219,000)	0.0	\$0	(\$219,000)	\$0	\$0
<b>FY 2013-14 BASE REQUEST</b>	<b>\$9,601,979</b>	<b>99.0</b>	<b>\$0</b>	<b>\$9,601,979</b>	<b>\$0</b>	<b>\$0</b>
Common Policy Adjustment	\$460,587	0.0	\$0	\$460,587	\$0	\$0
<b>FY 2013-14 TOTAL REQUEST</b>	<b>\$10,062,566</b>	<b>99.0</b>	<b>\$0</b>	<b>\$10,062,566</b>	<b>\$0</b>	<b>\$0</b>
<b>FY14 PERSONAL SERVICES ALLOCATION</b>	<b>\$7,582,712</b>	<b>99.0</b>	<b>\$0</b>	<b>\$7,582,712</b>	<b>\$0</b>	<b>\$0</b>
<b>FY14 OPERATING ALLOCATION</b>	<b>\$2,479,854</b>	<b>0.0</b>	<b>\$0</b>	<b>\$2,479,854</b>	<b>\$0</b>	<b>\$0</b>
<b>ADMINISTRATION</b>						
<b>FY 2012-13 TOTAL APPROPRIATION</b>	<b>\$9,820,979</b>	<b>99.0</b>	<b>\$0</b>	<b>\$9,820,979</b>	<b>\$0</b>	<b>\$0</b>
<b>FY 2013-14 BASE REQUEST</b>	<b>\$9,601,979</b>	<b>99.0</b>	<b>\$0</b>	<b>\$9,601,979</b>	<b>\$0</b>	<b>\$0</b>
<b>FY 2013-14 TOTAL REQUEST</b>	<b>\$10,062,566</b>	<b>99.0</b>	<b>\$0</b>	<b>\$10,062,566</b>	<b>\$0</b>	<b>\$0</b>
<b>PERCENTAGE CHANGE FY 2012-13 TO FY 2013-14</b>	<b>2.46%</b>	<b>0.00%</b>	<b>0.00%</b>	<b>2.46%</b>	<b>0.00%</b>	

DEPARTMENT OF STATE FY2013-14  
SPECIAL PURPOSE – Line Item Detail

SCHEDULE 3

LONG BILL LINE ITEM	TOTAL FUNDS	FTE	GENERAL FUND	CASH FUNDS	REAPPROPRIATED FUNDS	FEDERAL FUNDS
<b>HELP AMERICA VOTE ACT PROGRAM</b>						
<b>FY 2010-11 ACTUAL</b>						
FY 2010-11 Long Bill, H.B. 10-1376	\$2,912,003	0.0	\$0	\$2,912,003	\$0	\$0
10-11 HAVA Carryforward	\$4,456,514	0.0	\$0	\$4,456,514	\$0	\$0
Special Bill #2 FY11	\$0	0.0	\$0	\$0	\$0	\$0
Supplemental Appropriation S.B. 11-xxx	\$0	0.0	\$0	\$0	\$0	\$0
<b>FINAL FY 2010-11 APPROPRIATION</b>	<b>\$7,368,517</b>	<b>0.0</b>	<b>\$0</b>	<b>\$7,368,517</b>	<b>\$0</b>	<b>\$0</b>
FY11 Allocated Pots	\$0	0.0	\$0	\$0	\$0	\$0
<b>FY11 TOTAL AVAILABLE SPENDING AUTHORITY</b>	<b>\$7,368,517</b>	<b>0.0</b>	<b>\$0</b>	<b>\$7,368,517</b>	<b>\$0</b>	<b>\$0</b>
FY11 Expenditures	\$2,681,433	0.0	\$0	\$2,681,433	\$0	\$0
<b>FY 2010-11 REVERSION \ (OVEREXPENDITURE)</b>	<b>\$4,687,084</b>	<b>0.0</b>	<b>\$0</b>	<b>\$4,687,084</b>	<b>\$0</b>	<b>\$0</b>
<b>FY 2011-12 ACTUAL</b>						
FY 2011-12 Long Bill, S.B. 11-209	\$3,018,274	0.0	\$0	\$3,018,274	\$0	\$0
11-12 HAVA Carryforward	\$1,635,293	0.0	\$0	\$1,635,293	\$0	\$0
Special Bill #3 FY12	\$0	0.0	\$0	\$0	\$0	\$0
Supplemental Appropriation H.B. 12-xxxx	\$0	0.0	\$0	\$0	\$0	\$0
<b>FINAL FY 2011-12 APPROPRIATION</b>	<b>\$4,653,567</b>	<b>0.0</b>	<b>\$0</b>	<b>\$4,653,567</b>	<b>\$0</b>	<b>\$0</b>
FY12 Allocated Pots	\$0	0.0	\$0	\$0	\$0	\$0
<b>FY12 TOTAL AVAILABLE SPENDING AUTHORITY</b>	<b>\$4,653,567</b>	<b>0.0</b>	<b>\$0</b>	<b>\$4,653,567</b>	<b>\$0</b>	<b>\$0</b>
FY12 Expenditures	\$1,410,209	0.0	\$0	\$1,410,209	\$0	\$0
<b>FY 2011-12 REVERSION \ (OVEREXPENDITURE)</b>	<b>\$3,243,358</b>	<b>0.0</b>	<b>\$0</b>	<b>\$3,243,358</b>	<b>\$0</b>	<b>\$0</b>

**SPECIAL PURPOSE – Line Item Detail**

**SCHEDULE 3**

*Continued*

<b>LONG BILL LINE ITEM</b>	<b>TOTAL FUNDS</b>	<b>FTE</b>	<b>GENERAL FUND</b>	<b>CASH FUNDS</b>	<b>REAPPROPRIATED FUNDS</b>	<b>FEDERAL FUNDS</b>
<b>FY 2012-13 APPROPRIATION</b>						
FY 2012-13 Long Bill Appropriation (H.B. 12-1335)	\$349,222	0.0	\$0	\$349,222	\$0	\$0
12-13 HAVA Carryforward	\$2,805,602	0.0	\$0	\$2,805,602	\$0	\$0
<b>FY 2012-13 TOTAL APPROPRIATION</b>	<b>\$3,154,824</b>	<b>0.0</b>	<b>\$0</b>	<b>\$3,154,824</b>	<b>\$0</b>	<b>\$0</b>
<b>FY13 PERSONAL SERVICES ALLOCATION</b>	<b>\$0</b>	<b>0.0</b>	<b>\$0</b>	<b>\$0</b>	<b>\$0</b>	<b>\$0</b>
<b>FY13 OPERATING ALLOCATION</b>	<b>\$3,154,824</b>	<b>0.0</b>	<b>\$0</b>	<b>\$3,154,824</b>	<b>\$0</b>	<b>\$0</b>
<b>FY 2013-14 REQUEST</b>						
Final FY 2012-13 Appropriation	\$349,222	0.0	\$0	\$349,222	\$0	\$0
<b>FY 2013-14 BASE REQUEST</b>	<b>\$349,222</b>	<b>0.0</b>	<b>\$0</b>	<b>\$349,222</b>	<b>\$0</b>	<b>\$0</b>
<b>FY 2013-14 TOTAL REQUEST</b>	<b>\$349,222</b>	<b>0.0</b>	<b>\$0</b>	<b>\$349,222</b>	<b>\$0</b>	<b>\$0</b>
<b>FY14 PERSONAL SERVICES ALLOCATION</b>	<b>\$0</b>	<b>0.0</b>	<b>\$0</b>	<b>\$0</b>	<b>\$0</b>	<b>\$0</b>
<b>FY14 OPERATING ALLOCATION</b>	<b>\$349,222</b>	<b>0.0</b>	<b>\$0</b>	<b>\$349,222</b>	<b>\$0</b>	<b>\$0</b>
<b>LOCAL ELECTION REIMBURSEMENT</b>						
<b>FY 2010-11 ACTUAL</b>						
FY 2010-11 Long Bill, H.B. 10-1376	\$1,725,699	0.0	\$0	\$1,725,699	\$0	\$0
<b>FINAL FY 2010-11 APPROPRIATION</b>	<b>\$1,725,699</b>	<b>0.0</b>	<b>\$0</b>	<b>\$1,725,699</b>	<b>\$0</b>	<b>\$0</b>
FY11 Allocated Pots	\$0	0.0	\$0	\$0	\$0	\$0
<b>FY11 TOTAL AVAILABLE SPENDING AUTHORITY</b>	<b>\$1,725,699</b>	<b>0.0</b>	<b>\$0</b>	<b>\$1,725,699</b>	<b>\$0</b>	<b>\$0</b>
FY11 Expenditures	\$1,666,033	0.0	\$0	\$1,666,033	\$0	\$0
<b>FY 2010-11 REVERSION \ (OVEREXPENDITURE)</b>	<b>\$59,666</b>	<b>0.0</b>	<b>\$0</b>	<b>\$59,666</b>	<b>\$0</b>	<b>\$0</b>



**SPECIAL PURPOSE – Line Item Detail**

**SCHEDULE 3**

*Continued*

<b>LONG BILL LINE ITEM</b>	<b>TOTAL FUNDS</b>	<b>FTE</b>	<b>GENERAL FUND</b>	<b>CASH FUNDS</b>	<b>REAPPROPRIATED FUNDS</b>	<b>FEDERAL FUNDS</b>
<b>FY 2011-12 ACTUAL</b>						
FY 2011-12 Long Bill, S.B. 11-209	\$1,725,699	0.0	\$0	\$1,725,699	\$0	\$0
<b>FINAL FY 2011-12 APPROPRIATION</b>	<b>\$1,725,699</b>	<b>0.0</b>	<b>\$0</b>	<b>\$1,725,699</b>	<b>\$0</b>	<b>\$0</b>
FY12 Allocated Pots	\$0	0.0	\$0	\$0	\$0	\$0
<b>FY12 TOTAL AVAILABLE SPENDING AUTHORITY</b>	<b>\$1,725,699</b>	<b>0.0</b>	<b>\$0</b>	<b>\$1,725,699</b>	<b>\$0</b>	<b>\$0</b>
FY12 Expenditures	\$1,541,360	0.0	\$0	\$1,541,360	\$0	\$0
<b>FY 2011-12 REVERSION \ (OVEREXPENDITURE)</b>	<b>\$184,339</b>	<b>0.0</b>	<b>\$0</b>	<b>\$184,339</b>	<b>\$0</b>	<b>\$0</b>
<b>FY 2012-13 APPROPRIATION</b>						
FY 2012-13 Long Bill Appropriation (H.B. 12-1335)	\$1,725,699	0.0	\$0	\$1,725,699	\$0	\$0
Special Bill HB 12-1143	\$233,128	0.0	\$0	\$233,128	\$0	\$0
<b>FY 2012-13 TOTAL APPROPRIATION</b>	<b>\$1,958,827</b>	<b>0.0</b>	<b>\$0</b>	<b>\$1,958,827</b>	<b>\$0</b>	<b>\$0</b>
<b>FY13 PERSONAL SERVICES ALLOCATION</b>	<b>\$0</b>	<b>0.0</b>	<b>\$0</b>	<b>\$0</b>	<b>\$0</b>	<b>\$0</b>
<b>FY13 OPERATING ALLOCATION</b>	<b>\$1,958,827</b>	<b>0.0</b>	<b>\$0</b>	<b>\$1,958,827</b>	<b>\$0</b>	<b>\$0</b>
<b>FY 2013-14 REQUEST</b>						
Final FY 2012-13 Appropriation	\$1,958,827	0.0	\$0	\$1,958,827	\$0	\$0
<b>FY 2013-14 BASE REQUEST</b>	<b>\$1,958,827</b>	<b>0.0</b>	<b>\$0</b>	<b>\$1,958,827</b>	<b>\$0</b>	<b>\$0</b>
<b>FY 2013-14 TOTAL REQUEST</b>	<b>\$1,958,827</b>	<b>0.0</b>	<b>\$0</b>	<b>\$1,958,827</b>	<b>\$0</b>	<b>\$0</b>
<b>FY14 PERSONAL SERVICES ALLOCATION</b>	<b>\$0</b>	<b>0.0</b>	<b>\$0</b>	<b>\$0</b>	<b>\$0</b>	<b>\$0</b>
<b>FY14 OPERATING ALLOCATION</b>	<b>\$1,958,827</b>	<b>0.0</b>	<b>\$0</b>	<b>\$1,958,827</b>	<b>\$0</b>	<b>\$0</b>

**SPECIAL PURPOSE – Line Item Detail**

**SCHEDULE 3**

*Continued*

LONG BILL LINE ITEM	TOTAL FUNDS	FTE	GENERAL FUND	CASH FUNDS	REAPPROPRIATED FUNDS	FEDERAL FUNDS
<b>INITIATIVE AND REFERENDUM</b>						
<b>FY 2010-11 ACTUAL</b>						
FY 2010-11 Long Bill, H.B. 10-1376	\$250,000	0.0	\$0	\$250,000	\$0	\$0
<b>FINAL FY 2010-11 APPROPRIATION</b>	<b>\$250,000</b>	<b>0.0</b>	<b>\$0</b>	<b>\$250,000</b>	<b>\$0</b>	<b>\$0</b>
FY11 Allocated Pots	\$0	0.0	\$0	\$0	\$0	\$0
<b>FY11 TOTAL AVAILABLE SPENDING AUTHORITY</b>	<b>\$250,000</b>	<b>0.0</b>	<b>\$0</b>	<b>\$250,000</b>	<b>\$0</b>	<b>\$0</b>
FY11 Expenditures	\$40,493	0.0	\$0	\$40,493	\$0	\$0
<b>FY 2010-11 REVERSION \ (OVEREXPENDITURE)</b>	<b>\$209,507</b>	<b>0.0</b>	<b>\$0</b>	<b>\$209,507</b>	<b>\$0</b>	<b>\$0</b>
<b>FY 2011-12 ACTUAL</b>						
FY 2011-12 Long Bill, S.B. 11-209	\$150,000	0.0	\$0	\$150,000	\$0	\$0
Special Bill 12-1335	\$84,000	0.0	\$0	\$84,000	\$0	\$0
<b>FINAL FY 2011-12 APPROPRIATION</b>	<b>\$234,000</b>	<b>0.0</b>	<b>\$0</b>	<b>\$234,000</b>	<b>\$0</b>	<b>\$0</b>
FY12 Allocated Pots	\$0	0.0	\$0	\$0	\$0	\$0
<b>FY12 TOTAL AVAILABLE SPENDING AUTHORITY</b>	<b>\$234,000</b>	<b>0.0</b>	<b>\$0</b>	<b>\$234,000</b>	<b>\$0</b>	<b>\$0</b>
FY12 Expenditures	\$184,253	0.0	\$0	\$184,253	\$0	\$0
<b>FY 2011-12 REVERSION \ (OVEREXPENDITURE)</b>	<b>\$49,747</b>	<b>0.0</b>	<b>\$0</b>	<b>\$49,747</b>	<b>\$0</b>	<b>\$0</b>
<b>FY 2012-13 APPROPRIATION</b>						
FY 2012-13 Long Bill Appropriation (H.B.12-1335)	\$250,000	0.0	\$0	\$250,000	\$0	\$0
<b>FY 2012-13 TOTAL APPROPRIATION</b>	<b>\$250,000</b>	<b>0.0</b>	<b>\$0</b>	<b>\$250,000</b>	<b>\$0</b>	<b>\$0</b>
<b>FY13 PERSONAL SERVICES ALLOCATION</b>	<b>\$0</b>	<b>0.0</b>	<b>\$0</b>	<b>\$0</b>	<b>\$0</b>	<b>\$0</b>
<b>FY13 OPERATING ALLOCATION</b>	<b>\$250,000</b>	<b>0.0</b>	<b>\$0</b>	<b>\$250,000</b>	<b>\$0</b>	<b>\$0</b>

**SPECIAL PURPOSE – Line Item Detail**

**SCHEDULE 3**

*Continued*

<b>LONG BILL LINE ITEM</b>	<b>TOTAL FUNDS</b>	<b>FTE</b>	<b>GENERAL FUND</b>	<b>CASH FUNDS</b>	<b>REAPPROPRIATED FUNDS</b>	<b>FEDERAL FUNDS</b>
<b>FY 2013-14 REQUEST</b>						
Final FY 2012-13 Appropriation	\$250,000	0.0	\$0	\$250,000	\$0	\$0
<b>FY 2013-14 BASE REQUEST</b>	<b>\$250,000</b>	<b>0.0</b>	<b>\$0</b>	<b>\$250,000</b>	<b>\$0</b>	<b>\$0</b>
<b>FY 2013-14 TOTAL REQUEST</b>	<b>\$250,000</b>	<b>0.0</b>	<b>\$0</b>	<b>\$250,000</b>	<b>\$0</b>	<b>\$0</b>
<b>FY14 PERSONAL SERVICES ALLOCATION</b>	<b>\$0</b>	<b>0.0</b>	<b>\$0</b>	<b>\$0</b>	<b>\$0</b>	<b>\$0</b>
<b>FY14 OPERATING ALLOCATION</b>	<b>\$250,000</b>	<b>0.0</b>	<b>\$0</b>	<b>\$250,000</b>	<b>\$0</b>	<b>\$0</b>
<b>DIVISION TOTAL</b>						
<b>FY 2010-11 ACTUAL</b>						
FY 2010-11 Long Bill, H.B. 10-1376	\$4,887,702	0.0	\$0	\$4,887,702	\$0	\$0
10-11 HAVA Carryforward	\$4,456,514	0.0	\$0	\$4,456,514	\$0	\$0
<b>FINAL FY 2010-11 APPROPRIATION</b>	<b>\$9,344,216</b>	<b>0.0</b>	<b>\$0</b>	<b>\$9,344,216</b>	<b>\$0</b>	<b>\$0</b>
FY11 Allocated Pots	\$0	0.0	\$0	\$0	\$0	\$0
<b>FY11 TOTAL AVAILABLE SPENDING AUTHORITY</b>	<b>\$9,344,216</b>	<b>0.0</b>	<b>\$0</b>	<b>\$9,344,216</b>	<b>\$0</b>	<b>\$0</b>
FY11 Expenditures	\$4,387,959	0.0	\$0	\$4,387,959	\$0	\$0
<b>FY 2010-11 REVERSION \ (OVEREXPENDITURE)</b>	<b>\$4,956,257</b>	<b>0.0</b>	<b>\$0</b>	<b>\$4,956,257</b>	<b>\$0</b>	<b>\$0</b>

**SPECIAL PURPOSE – Line Item Detail**

**SCHEDULE 3**

*Continued*

<b>LONG BILL LINE ITEM</b>	<b>TOTAL FUNDS</b>	<b>FTE</b>	<b>GENERAL FUND</b>	<b>CASH FUNDS</b>	<b>REAPPROPRIATED FUNDS</b>	<b>FEDERAL FUNDS</b>
<b>FY 2011-12 ACTUAL</b>						
FY 2011-12 Long Bill, S.B. 11-209	\$4,893,973	0.0	\$0	\$4,893,973	\$0	\$0
11-12 HAVA Carryforward	\$1,635,293	0.0	\$0	\$1,635,293	\$0	\$0
Special Bill 12-1335	\$84,000	0.0	\$0	\$84,000	\$0	\$0
<b>FINAL FY 2011-12 APPROPRIATION</b>	<b>\$6,613,266</b>	<b>0.0</b>	<b>\$0</b>	<b>\$6,613,266</b>	<b>\$0</b>	<b>\$0</b>
FY12 Allocated Pots	\$0	0.0	\$0	\$0	\$0	\$0
Roll-forward expense to FY 2011-12	\$0	0.0	\$0	\$0	\$0	\$0
<b>FY12 TOTAL AVAILABLE SPENDING AUTHORITY</b>	<b>\$6,613,266</b>	<b>0.0</b>	<b>\$0</b>	<b>\$6,613,266</b>	<b>\$0</b>	<b>\$0</b>
FY12 Expenditures	\$3,135,822	0.0	\$0	\$3,135,822	\$0	\$0
<b>FY 2011-12 REVERSION \ (OVEREXPENDITURE)</b>	<b>\$3,477,444</b>	<b>0.0</b>	<b>\$0</b>	<b>\$3,477,444</b>	<b>\$0</b>	<b>\$0</b>
<b>FY 2012-13 APPROPRIATION</b>						
FY 2012-13 Long Bill Appropriation (H.B. 12-1335)	\$2,324,921	0.0	\$0	\$2,324,921	\$0	\$0
Special Bill HB 12-1143	\$233,128	0.0	\$0	\$233,128	\$0	\$0
12-13 HAVA Carryforward	\$2,805,602	0.0	\$0	\$2,805,602	\$0	\$0
<b>FY 2012-13 TOTAL APPROPRIATION</b>	<b>\$5,363,651</b>	<b>0.0</b>	<b>\$0</b>	<b>\$5,363,651</b>	<b>\$0</b>	<b>\$0</b>
<b>FY13 PERSONAL SERVICES ALLOCATION</b>	<b>\$0</b>	<b>0.0</b>	<b>\$0</b>	<b>\$0</b>	<b>\$0</b>	<b>\$0</b>
<b>FY13 OPERATING ALLOCATION</b>	<b>\$5,363,651</b>	<b>0.0</b>	<b>\$0</b>	<b>\$5,363,651</b>	<b>\$0</b>	<b>\$0</b>

**SPECIAL PURPOSE – Line Item Detail**

**SCHEDULE 3**

*Continued*

<b>LONG BILL LINE ITEM</b>	<b>TOTAL FUNDS</b>	<b>FTE</b>	<b>GENERAL FUND</b>	<b>CASH FUNDS</b>	<b>REAPPROPRIATED FUNDS</b>	<b>FEDERAL FUNDS</b>
<b>FY 2013-14 REQUEST</b>						
Final FY 2012-13 Appropriation	\$2,558,049	0.0	\$0	\$2,558,049	\$0	\$0
<b>FY 2013-14 BASE REQUEST</b>	<b>\$2,558,049</b>	<b>0.0</b>	<b>\$0</b>	<b>\$2,558,049</b>	<b>\$0</b>	<b>\$0</b>
<b>FY 2013-14 TOTAL REQUEST</b>	<b>\$2,558,049</b>	<b>0.0</b>	<b>\$0</b>	<b>\$2,558,049</b>	<b>\$0</b>	<b>\$0</b>
<b>FY14 PERSONAL SERVICES ALLOCATION</b>	<b>\$0</b>	<b>0.0</b>	<b>\$0</b>	<b>\$0</b>	<b>\$0</b>	<b>\$0</b>
<b>FY14 OPERATING ALLOCATION</b>	<b>\$2,558,049</b>	<b>0.0</b>	<b>\$0</b>	<b>\$2,558,049</b>	<b>\$0</b>	<b>\$0</b>

<b>SPECIAL PURPOSE</b>						
<b>FY 2012-13 TOTAL APPROPRIATION</b>	<b>\$5,363,651</b>	<b>0.0</b>	<b>\$0</b>	<b>\$5,363,651</b>	<b>\$0</b>	<b>\$0</b>
<b>FY 2013-14 BASE REQUEST</b>	<b>\$2,558,049</b>	<b>0.0</b>	<b>\$0</b>	<b>\$2,558,049</b>	<b>\$0</b>	<b>\$0</b>
<b>FY 2013-14 TOTAL REQUEST</b>	<b>\$2,558,049</b>	<b>0.0</b>	<b>\$0</b>	<b>\$2,558,049</b>	<b>\$0</b>	<b>\$0</b>
<b>PERCENTAGE CHANGE FY 2012-13 TO FY 2013-14</b>	<b>-52.31%</b>	<b>0.00%</b>	<b>0.00%</b>	<b>-52.31%</b>	<b>0.00%</b>	<b>0.00%</b>

DEPARTMENT OF STATE FY2013-14  
 INFORMATION TECHNOLOGY SERVICES – Line Item Detail

SCHEDULE 3

LONG BILL LINE ITEM	TOTAL FUNDS	FTE	GENERAL FUND	CASH FUNDS	REAPPROPRIATED FUNDS	FEDERAL FUNDS
<b>PERSONAL SERVICES</b>						
<b>FY 2010-11 ACTUAL</b>						
FY 2010-11 Long Bill, H.B. 10-1376	\$2,966,913	31.1	\$0	\$2,966,913	\$0	\$0
Special Bill SB 10-1403	\$105,200	0.0	\$0	\$105,200	\$0	\$0
Special Bill SB 10-203	\$92,640	0.0	\$0	\$92,640	\$0	\$0
Special Bill SB 10-87	\$32,560	0.0	\$0	\$32,560	\$0	\$0
<b>FINAL FY 2010-11 APPROPRIATION</b>	<b>\$3,197,313</b>	<b>31.1</b>	<b>\$0</b>	<b>\$3,197,313</b>	<b>\$0</b>	<b>\$0</b>
FY11 Allocated Pots (information only)	\$263,523	0.0	\$0	\$263,523	\$0	\$0
<b>FY11 TOTAL AVAILABLE SPENDING AUTHORITY</b>	<b>\$3,197,313</b>	<b>31.1</b>	<b>\$0</b>	<b>\$3,197,313</b>	<b>\$0</b>	<b>\$0</b>
FY11 Expenditures	\$3,171,049	28.0	\$0	\$3,171,049	\$0	\$0
<b>FY 2010-11 REVERSION \ (OVEREXPENDITURE)</b>	<b>\$26,264</b>	<b>3.1</b>	<b>\$0</b>	<b>\$26,264</b>	<b>\$0</b>	<b>\$0</b>
<b>FY 2011-12 ACTUAL</b>						
FY 2011-12 Long Bill, S.B. 11-209	\$2,123,894	29.9	\$0	\$2,123,894	\$0	\$0
Special Bill SB 11-191	\$20,128	0.0	\$0	\$20,128	\$0	\$0
Special Bill SB 11-076	(\$60,666)	0.0	\$0	(\$60,666)	\$0	\$0
Special Bill HB 12-1198	\$225,000	0.0	\$0	\$225,000	\$0	\$0
1331 Supplemental Appropriation Technical Error	\$748,640	0.0	\$0	\$748,640	\$0	\$0
<b>FINAL FY 2011-12 APPROPRIATION</b>	<b>\$3,056,996</b>	<b>29.9</b>	<b>\$0</b>	<b>\$3,056,996</b>	<b>\$0</b>	<b>\$0</b>
FY12 Allocated Pots	\$0	0.0	\$0	\$0	\$0	\$0
<b>FY12 TOTAL AVAILABLE SPENDING AUTHORITY</b>	<b>\$3,056,996</b>	<b>29.9</b>	<b>\$0</b>	<b>\$3,056,996</b>	<b>\$0</b>	<b>\$0</b>
FY12 Expenditures	\$2,972,174	27.6	\$0	\$2,972,174	\$0	\$0
<b>FY 2011-12 REVERSION \ (OVEREXPENDITURE)</b>	<b>\$84,822</b>	<b>2.3</b>	<b>\$0</b>	<b>\$84,822</b>	<b>\$0</b>	<b>\$0</b>

INFORMATION TECHNOLOGY SERVICES – Line Item Detail

SCHEDULE 3

Continued

LONG BILL LINE ITEM	TOTAL FUNDS	FTE	GENERAL FUND	CASH FUNDS	REAPPROPRIATED FUNDS	FEDERAL FUNDS
<b>FY 2012-13 APPROPRIATION</b>						
FY 2012-13 Long Bill Appropriation (H.B. 12-1335)	\$3,785,627	34.0	\$0	\$3,785,627	\$0	\$0
Special Bill SB 12-123	\$525,788	0.0	\$0	\$525,788	\$0	\$0
Special Bill HB 12-1209	\$198,912	0.0	\$0	\$198,912	\$0	\$0
Special Bill HB 12-1236	\$41,440	0.0	\$0	\$41,440	\$0	\$0
Special Bill HB 12-1274	\$22,400	0.0	\$0	\$22,400	\$0	\$0
1331 Emergency Supplemental	\$69,090	0.0	\$0	\$69,090	\$0	\$0
<b>FY 2012-13 TOTAL APPROPRIATION</b>	<b>\$4,643,257</b>	<b>34.0</b>	<b>\$0</b>	<b>\$4,643,257</b>	<b>\$0</b>	<b>\$0</b>
<b>FY13 PERSONAL SERVICES ALLOCATION</b>	<b>\$4,643,257</b>	<b>34.0</b>	<b>\$0</b>	<b>\$4,643,257</b>	<b>\$0</b>	<b>\$0</b>
<b>FY13 OPERATING ALLOCATION</b>	<b>\$0</b>	<b>0.0</b>	<b>\$0</b>	<b>\$0</b>	<b>\$0</b>	<b>\$0</b>
<b>FY 2013-14 REQUEST</b>						
Final FY 2012-13 Appropriation	\$4,643,257	34.0	\$0	\$4,643,257	\$0	\$0
12-13 1331	(\$69,090)	0.0	\$0	(\$69,090)	\$0	\$0
13-14Special Bill SB 12-123	\$457,487	0.0	\$0	\$457,487	\$0	\$0
13-14Special Bill HB 12-1209	(\$198,912)	0.0	\$0	(\$198,912)	\$0	\$0
13-14Special Bill HB 12-1236	(\$41,440)	0.0	\$0	(\$41,440)	\$0	\$0
13-14Special Bill HB 12-1274	(\$22,400)	0.0	\$0	(\$22,400)	\$0	\$0
<b>FY 2013-14 BASE REQUEST</b>	<b>\$4,768,902</b>	<b>34.0</b>	<b>\$0</b>	<b>\$4,768,902</b>	<b>\$0</b>	<b>\$0</b>
Decision Item #1 Election Night Reporting	\$65,316	0.0	\$0	\$65,316	\$0	\$0
Decision Item #2 Sharepoint	\$200,196	1.0	\$0	\$200,196	\$0	\$0
<b>FY 2013-14 TOTAL REQUEST</b>	<b>\$5,034,414</b>	<b>35.0</b>	<b>\$0</b>	<b>\$5,034,414</b>	<b>\$0</b>	<b>\$0</b>
<b>FY14 PERSONAL SERVICES ALLOCATION</b>	<b>\$5,034,414</b>	<b>35.0</b>	<b>\$0</b>	<b>\$5,034,414</b>	<b>\$0</b>	<b>\$0</b>
<b>FY14 OPERATING ALLOCATION</b>	<b>\$0</b>	<b>0.0</b>	<b>\$0</b>	<b>\$0</b>	<b>\$0</b>	<b>\$0</b>

INFORMATION TECHNOLOGY SERVICES – Line Item Detail

SCHEDULE 3

Continued

LONG BILL LINE ITEM	TOTAL FUNDS	FTE	GENERAL FUND	CASH FUNDS	REAPPROPRIATED FUNDS	FEDERAL FUNDS
<b>OPERATING EXPENSES</b>						
<b>FY 2010-11 ACTUAL</b>						
FY 2010-11 Long Bill, H.B. 10-1376	\$476,362	0.0	\$0	\$476,362	\$0	\$0
<b>FINAL FY 2010-11 APPROPRIATION</b>	<b>\$476,362</b>	<b>0.0</b>	<b>\$0</b>	<b>\$476,362</b>	<b>\$0</b>	<b>\$0</b>
FY11 Allocated Pots	\$0	0.0	\$0	\$0	\$0	\$0
<b>FY11 TOTAL AVAILABLE SPENDING AUTHORITY</b>	<b>\$476,362</b>	<b>0.0</b>	<b>\$0</b>	<b>\$476,362</b>	<b>\$0</b>	<b>\$0</b>
FY11 Expenditures	\$376,807	0.0	\$0	\$376,807	\$0	\$0
<b>FY 2010-11 REVERSION \ (OVEREXPENDITURE)</b>	<b>\$99,555</b>	<b>0.0</b>	<b>\$0</b>	<b>\$99,555</b>	<b>\$0</b>	<b>\$0</b>
<b>FY 2011-12 ACTUAL</b>						
FY 2011-12 Long Bill, S.B. 11-209	\$476,362	0.0	\$0	\$476,362	\$0	\$0
<b>FINAL FY 2011-12 APPROPRIATION</b>	<b>\$476,362</b>	<b>0.0</b>	<b>\$0</b>	<b>\$476,362</b>	<b>\$0</b>	<b>\$0</b>
FY12 Allocated Pots	\$0	0.0	\$0	\$0	\$0	\$0
<b>FY12 TOTAL AVAILABLE SPENDING AUTHORITY</b>	<b>\$476,362</b>	<b>0.0</b>	<b>\$0</b>	<b>\$476,362</b>	<b>\$0</b>	<b>\$0</b>
FY12 Expenditures	\$470,780	0.0	\$0	\$470,780	\$0	\$0
<b>FY 2011-12 REVERSION \ (OVEREXPENDITURE)</b>	<b>\$5,582</b>	<b>0.0</b>	<b>\$0</b>	<b>\$5,582</b>	<b>\$0</b>	<b>\$0</b>
<b>FY 2012-13 APPROPRIATION</b>						
FY 2012-13 Long Bill Appropriation (H.B. 12-1335)	\$480,162	0.0	\$0	\$480,162	\$0	\$0
Special Bill HB 12-1274	\$0	0.0	\$0	\$0	\$0	\$0
<b>FY 2012-13 TOTAL APPROPRIATION</b>	<b>\$480,162</b>	<b>0.0</b>	<b>\$0</b>	<b>\$480,162</b>	<b>\$0</b>	<b>\$0</b>
<b>FY13 PERSONAL SERVICES ALLOCATION</b>	<b>\$0</b>	<b>0.0</b>	<b>\$0</b>	<b>\$0</b>	<b>\$0</b>	<b>\$0</b>
<b>FY13 OPERATING ALLOCATION</b>	<b>\$480,162</b>	<b>0.0</b>	<b>\$0</b>	<b>\$480,162</b>	<b>\$0</b>	<b>\$0</b>



INFORMATION TECHNOLOGY SERVICES – Line Item Detail

SCHEDULE 3

Continued

LONG BILL LINE ITEM	TOTAL FUNDS	FTE	GENERAL FUND	CASH FUNDS	REAPPROPRIATED FUNDS	FEDERAL FUNDS
<b>FY 2013-14 REQUEST</b>						
Final FY 2012-13 Appropriation	\$480,162	0.0	\$0	\$480,162	\$0	\$0
<b>FY 2013-14 BASE REQUEST</b>	<b>\$480,162</b>	<b>0.0</b>	<b>\$0</b>	<b>\$480,162</b>	<b>\$0</b>	<b>\$0</b>
<b>FY 2013-14 TOTAL REQUEST</b>	<b>\$480,162</b>	<b>0.0</b>	<b>\$0</b>	<b>\$480,162</b>	<b>\$0</b>	<b>\$0</b>
<b>FY14 PERSONAL SERVICES ALLOCATION</b>	<b>\$0</b>	<b>0.0</b>	<b>\$0</b>	<b>\$0</b>	<b>\$0</b>	<b>\$0</b>
<b>FY14 OPERATING ALLOCATION</b>	<b>\$480,162</b>	<b>0.0</b>	<b>\$0</b>	<b>\$480,162</b>	<b>\$0</b>	<b>\$0</b>
<b>HARDWARE/SOFTWARE MAINTENANCE</b>						
<b>FY 2010-11 ACTUAL</b>						
FY 2010-11 Long Bill, H.B. 10-1376	\$878,230	0.0	\$0	\$878,230	\$0	\$0
<b>FINAL FY 2010-11 APPROPRIATION</b>	<b>\$878,230</b>	<b>0.0</b>	<b>\$0</b>	<b>\$878,230</b>	<b>\$0</b>	<b>\$0</b>
FY11 Allocated Pots	\$0	0.0	\$0	\$0	\$0	\$0
<b>FY11 TOTAL AVAILABLE SPENDING AUTHORITY</b>	<b>\$878,230</b>	<b>0.0</b>	<b>\$0</b>	<b>\$878,230</b>	<b>\$0</b>	<b>\$0</b>
FY11 Expenditures	\$878,230	0.0	\$0	\$878,230	\$0	\$0
<b>FY 2010-11 REVERSION \ (OVEREXPENDITURE)</b>	<b>\$0</b>	<b>0.0</b>	<b>\$0</b>	<b>\$0</b>	<b>\$0</b>	<b>\$0</b>
<b>FY 2011-12 ACTUAL</b>						
FY 2011-12 Long Bill, S.B. 11-209	\$878,230	0.0	\$0	\$878,230	\$0	\$0
Special Bill HB 12-1198	\$80,000	0.0	\$0	\$80,000	\$0	\$0
<b>FINAL FY 2011-12 APPROPRIATION</b>	<b>\$958,230</b>	<b>0.0</b>	<b>\$0</b>	<b>\$958,230</b>	<b>\$0</b>	<b>\$0</b>
FY12 Allocated Pots	\$0	0.0	\$0	\$0	\$0	\$0
<b>FY12 TOTAL AVAILABLE SPENDING AUTHORITY</b>	<b>\$958,230</b>	<b>0.0</b>	<b>\$0</b>	<b>\$958,230</b>	<b>\$0</b>	<b>\$0</b>
FY12 Expenditures	\$949,735	0.0	\$0	\$949,735	\$0	\$0
<b>FY 2011-12 REVERSION \ (OVEREXPENDITURE)</b>	<b>\$8,495</b>	<b>0.0</b>	<b>\$0</b>	<b>\$8,495</b>	<b>\$0</b>	<b>\$0</b>

**INFORMATION TECHNOLOGY SERVICES – Line Item Detail**

**SCHEDULE 3**

*Continued*

<b>LONG BILL LINE ITEM</b>	<b>TOTAL FUNDS</b>	<b>FTE</b>	<b>GENERAL FUND</b>	<b>CASH FUNDS</b>	<b>REAPPROPRIATED FUNDS</b>	<b>FEDERAL FUNDS</b>
<b>FY 2012-13 APPROPRIATION</b>						
FY 2012-13 Long Bill Appropriation (H.B. 12-1335)	\$1,456,870	0.0	\$0	\$1,456,870	\$0	\$0
<b>FY 2012-13 Total Appropriation</b>	<b>\$1,456,870</b>	<b>0.0</b>	<b>\$0</b>	<b>\$1,456,870</b>	<b>\$0</b>	<b>\$0</b>
<b>FY13 PERSONAL SERVICES ALLOCATION</b>	<b>\$0</b>	<b>0.0</b>	<b>\$0</b>	<b>\$0</b>	<b>\$0</b>	<b>\$0</b>
<b>FY13 OPERATING ALLOCATION</b>	<b>\$1,456,870</b>	<b>0.0</b>	<b>\$0</b>	<b>\$1,456,870</b>	<b>\$0</b>	<b>\$0</b>
<b>FY 2013-14 REQUEST</b>						
Final FY 2012-13 Appropriation	\$1,456,870	0.0	\$0	\$1,456,870	\$0	\$0
<b>FY 2013-14 BASE REQUEST</b>	<b>\$1,456,870</b>	<b>0.0</b>	<b>\$0</b>	<b>\$1,456,870</b>	<b>\$0</b>	<b>\$0</b>
Decision Item #1 Election Night Reporting	\$112,500	0.0	\$0	\$112,500	\$0	\$0
<b>FY 2013-14 TOTAL REQUEST</b>	<b>\$1,569,370</b>	<b>0.0</b>	<b>\$0</b>	<b>\$1,569,370</b>	<b>\$0</b>	<b>\$0</b>
<b>FY14 PERSONAL SERVICES ALLOCATION</b>	<b>\$0</b>	<b>0.0</b>	<b>\$0</b>	<b>\$0</b>	<b>\$0</b>	<b>\$0</b>
<b>FY14 OPERATING ALLOCATION</b>	<b>\$1,569,370</b>	<b>0.0</b>	<b>\$0</b>	<b>\$1,569,370</b>	<b>\$0</b>	<b>\$0</b>
<b>INFORMATION TECHNOLOGY ASSET MANAGEMENT</b>						
<b>FY 2010-11 ACTUAL</b>						
FY 2010-11 Long Bill, H.B. 10-1376	\$445,418	0.0	\$0	\$445,418	\$0	\$0
<b>FINAL FY 2010-11 APPROPRIATION</b>	<b>\$445,418</b>	<b>0.0</b>	<b>\$0</b>	<b>\$445,418</b>	<b>\$0</b>	<b>\$0</b>
FY11 Allocated Pots	\$0	0.0	\$0	\$0	\$0	\$0
<b>FY11 TOTAL AVAILABLE SPENDING AUTHORITY</b>	<b>\$445,418</b>	<b>0.0</b>	<b>\$0</b>	<b>\$445,418</b>	<b>\$0</b>	<b>\$0</b>
FY11 Expenditures	\$421,294	0.0	\$0	\$421,294	\$0	\$0
<b>FY 2010-11 REVERSION \ (OVEREXPENDITURE)</b>	<b>\$24,124</b>	<b>0.0</b>	<b>\$0</b>	<b>\$24,124</b>	<b>\$0</b>	<b>\$0</b>

INFORMATION TECHNOLOGY SERVICES – Line Item Detail

SCHEDULE 3

Continued

LONG BILL LINE ITEM	TOTAL FUNDS	FTE	GENERAL FUND	CASH FUNDS	REAPPROPRIATED FUNDS	FEDERAL FUNDS
<b>FY 2011-12 ACTUAL</b>						
FY 2011-12 Long Bill, S.B. 11-209	\$445,418	0.0	\$0	\$445,418	\$0	\$0
<b>FINAL FY 2011-12 APPROPRIATION</b>	<b>\$445,418</b>	<b>0.0</b>	<b>\$0</b>	<b>\$445,418</b>	<b>\$0</b>	<b>\$0</b>
FY12 Allocated Pots	\$0	0.0	\$0	\$0	\$0	\$0
<b>FY12 TOTAL AVAILABLE SPENDING AUTHORITY</b>	<b>\$445,418</b>	<b>0.0</b>	<b>\$0</b>	<b>\$445,418</b>	<b>\$0</b>	<b>\$0</b>
FY12 Expenditures	\$441,750	0.0	\$0	\$441,750	\$0	\$0
<b>FY 2011-12 REVERSION \ (OVEREXPENDITURE)</b>	<b>\$3,668</b>	<b>0.0</b>	<b>\$0</b>	<b>\$3,668</b>	<b>\$0</b>	<b>\$0</b>
<b>FY 2012-13 APPROPRIATION</b>						
FY 2012-13 Long Bill Appropriation (H.B. 12-1335)	\$445,418	0.0	\$0	\$445,418	\$0	\$0
<b>FY 2012-13 TOTAL APPROPRIATION</b>	<b>\$445,418</b>	<b>0.0</b>	<b>\$0</b>	<b>\$445,418</b>	<b>\$0</b>	<b>\$0</b>
<b>FY13 PERSONAL SERVICES ALLOCATION</b>	<b>\$0</b>	<b>0.0</b>	<b>\$0</b>	<b>\$0</b>	<b>\$0</b>	<b>\$0</b>
<b>FY13 OPERATING ALLOCATION</b>	<b>\$445,418</b>	<b>0.0</b>	<b>\$0</b>	<b>\$445,418</b>	<b>\$0</b>	<b>\$0</b>
<b>FY 2013-14 REQUEST</b>						
Final FY 2012-13 Appropriation	\$445,418	0.0	\$0	\$445,418	\$0	\$0
<b>FY 2013-14 BASE REQUEST</b>	<b>\$445,418</b>	<b>0.0</b>	<b>\$0</b>	<b>\$445,418</b>	<b>\$0</b>	<b>\$0</b>
Decision Item #2 Sharepoint	\$129,065	0.0	\$0	\$129,065	\$0	\$0
Decision Item #3 Secure File Transfer	\$31,200	0.0	\$0	\$31,200	\$0	\$0
<b>FY 2013-14 TOTAL REQUEST</b>	<b>\$605,683</b>	<b>0.0</b>	<b>\$0</b>	<b>\$605,683</b>	<b>\$0</b>	<b>\$0</b>
<b>FY14 PERSONAL SERVICES ALLOCATION</b>	<b>\$0</b>	<b>0.0</b>	<b>\$0</b>	<b>\$0</b>	<b>\$0</b>	<b>\$0</b>
<b>FY14 OPERATING ALLOCATION</b>	<b>\$605,683</b>	<b>0.0</b>	<b>\$0</b>	<b>\$605,683</b>	<b>\$0</b>	<b>\$0</b>

INFORMATION TECHNOLOGY SERVICES – Line Item Detail

SCHEDULE 3

Continued

LONG BILL LINE ITEM	TOTAL FUNDS	FTE	GENERAL FUND	CASH FUNDS	REAPPROPRIATED FUNDS	FEDERAL FUNDS
<b>STATEWIDE DISASTER RECOVERY CENTER; PERSONAL SERVICES</b>						
<b>FY 2010-11 ACTUAL</b>						
FY 2010-11 Long Bill, H.B. 10-1376	\$115,401	0.0	\$0	\$115,401	\$0	\$0
<b>FINAL FY 2010-11 APPROPRIATION</b>	<b>\$115,401</b>	<b>0.0</b>	<b>\$0</b>	<b>\$115,401</b>	<b>\$0</b>	<b>\$0</b>
FY11 Allocated Pots	\$0	0.0	\$0	\$0	\$0	\$0
<b>FY11 TOTAL AVAILABLE SPENDING AUTHORITY</b>	<b>\$115,401</b>	<b>0.0</b>	<b>\$0</b>	<b>\$115,401</b>	<b>\$0</b>	<b>\$0</b>
FY11 Expenditures	\$104,700	0.0	\$0	\$104,700	\$0	\$0
<b>FY 2010-11 REVERSION \ (OVEREXPENDITURE)</b>	<b>\$10,701</b>	<b>0.0</b>	<b>\$0</b>	<b>\$10,701</b>	<b>\$0</b>	<b>\$0</b>
<b>FY 2011-12 ACTUAL</b>						
FY 2011-12 Long Bill, S.B. 11-209	\$0	0.0	\$0	\$0	\$0	\$0
<b>FINAL FY 2011-12 APPROPRIATION</b>	<b>\$0</b>	<b>0.0</b>	<b>\$0</b>	<b>\$0</b>	<b>\$0</b>	<b>\$0</b>
FY12 Allocated Pots	\$0	0.0	\$0	\$0	\$0	\$0
<b>FY12 TOTAL AVAILABLE SPENDING AUTHORITY</b>	<b>\$0</b>	<b>0.0</b>	<b>\$0</b>	<b>\$0</b>	<b>\$0</b>	<b>\$0</b>
FY12 Expenditures	\$0	0.0	\$0	\$0	\$0	\$0
<b>FY 2011-12 REVERSION \ (OVEREXPENDITURE)</b>	<b>\$0</b>	<b>0.0</b>	<b>\$0</b>	<b>\$0</b>	<b>\$0</b>	<b>\$0</b>
<b>FY 2012-13 APPROPRIATION</b>						
FY 2012-13 Long Bill Appropriation (H.B. 12-1335)	\$0	0.0	\$0	\$0	\$0	\$0
<b>FY 2012-13 TOTAL APPROPRIATION</b>	<b>\$0</b>	<b>0.0</b>	<b>\$0</b>	<b>\$0</b>	<b>\$0</b>	<b>\$0</b>
<b>FY13 PERSONAL SERVICES ALLOCATION</b>	<b>\$0</b>	<b>0.0</b>	<b>\$0</b>	<b>\$0</b>	<b>\$0</b>	<b>\$0</b>
<b>FY13 OPERATING ALLOCATION</b>	<b>\$0</b>	<b>0.0</b>	<b>\$0</b>	<b>\$0</b>	<b>\$0</b>	<b>\$0</b>

INFORMATION TECHNOLOGY SERVICES – Line Item Detail

SCHEDULE 3

Continued

LONG BILL LINE ITEM	TOTAL FUNDS	FTE	GENERAL FUND	CASH FUNDS	REAPPROPRIATED FUNDS	FEDERAL FUNDS
<b>FY 2013-14 REQUEST</b>						
Final FY 2012-13 Appropriation	\$0	0.0	\$0	\$0	\$0	\$0
<b>FY 2013-14 BASE REQUEST</b>	<b>\$0</b>	<b>0.0</b>	<b>\$0</b>	<b>\$0</b>	<b>\$0</b>	<b>\$0</b>
<b>FY 2013-14 Total Request</b>	<b>\$0</b>	<b>0.0</b>	<b>\$0</b>	<b>\$0</b>	<b>\$0</b>	<b>\$0</b>
<b>FY14 PERSONAL SERVICES ALLOCATION</b>	<b>\$0</b>	<b>0.0</b>	<b>\$0</b>	<b>\$0</b>	<b>\$0</b>	<b>\$0</b>
<b>FY14 OPERATING ALLOCATION</b>	<b>\$0</b>	<b>0.0</b>	<b>\$0</b>	<b>\$0</b>	<b>\$0</b>	<b>\$0</b>
<b>STATEWIDE DISASTER RECOVERY CENTER; OPERATING EXPENSES</b>						
<b>FY 2010-11 ACTUAL</b>						
FY 2010-11 Long Bill, H.B. 10-1376	\$246,050	0.0	\$0	\$246,050	\$0	\$0
<b>FINAL FY 2010-11 APPROPRIATION</b>	<b>\$246,050</b>	<b>0.0</b>	<b>\$0</b>	<b>\$246,050</b>	<b>\$0</b>	<b>\$0</b>
FY11 Allocated Pots	\$0	0.0	\$0	\$0	\$0	\$0
<b>FY11 TOTAL AVAILABLE SPENDING AUTHORITY</b>	<b>\$246,050</b>	<b>0.0</b>	<b>\$0</b>	<b>\$246,050</b>	<b>\$0</b>	<b>\$0</b>
FY11 Expenditures	\$154,993	0.0	\$0	\$154,993	\$0	\$0
<b>FY 2010-11 REVERSION \ (OVEREXPENDITURE)</b>	<b>\$91,057</b>	<b>0.0</b>	<b>\$0</b>	<b>\$91,057</b>	<b>\$0</b>	<b>\$0</b>
<b>FY 2011-12 ACTUAL</b>						
FY 2011-12 Long Bill, S.B. 11-209	\$0	0.0	\$0	\$0	\$0	\$0
<b>FINAL FY 2011-12 APPROPRIATION</b>	<b>\$0</b>	<b>0.0</b>	<b>\$0</b>	<b>\$0</b>	<b>\$0</b>	<b>\$0</b>
FY12 Allocated Pots	\$0	0.0	\$0	\$0	\$0	\$0
<b>FY12 TOTAL AVAILABLE SPENDING AUTHORITY</b>	<b>\$0</b>	<b>0.0</b>	<b>\$0</b>	<b>\$0</b>	<b>\$0</b>	<b>\$0</b>
FY12 Expenditures	<b>\$0</b>	<b>0.0</b>	<b>\$0</b>	<b>\$0</b>	<b>\$0</b>	<b>\$0</b>
<b>FY 2011-12 REVERSION \ (OVEREXPENDITURE)</b>	<b>\$0</b>	<b>0.0</b>	<b>\$0</b>	<b>\$0</b>	<b>\$0</b>	<b>\$0</b>

**INFORMATION TECHNOLOGY SERVICES – Line Item Detail**

**SCHEDULE 3**

*Continued*

<b>LONG BILL LINE ITEM</b>	<b>TOTAL FUNDS</b>	<b>FTE</b>	<b>GENERAL FUND</b>	<b>CASH FUNDS</b>	<b>REAPPROPRIATED FUNDS</b>	<b>FEDERAL FUNDS</b>
<b>FY 2012-13 APPROPRIATION</b>						
FY 2012-13 Long Bill Appropriation (H.B. 12-1335)	\$0	0.0	\$0	\$0	\$0	\$0
<b>FY 2012-13 TOTAL APPROPRIATION</b>	<b>\$0</b>	<b>0.0</b>	<b>\$0</b>	<b>\$0</b>	<b>\$0</b>	<b>\$0</b>
<b>FY13 PERSONAL SERVICES ALLOCATION</b>	<b>\$0</b>	<b>0.0</b>	<b>\$0</b>	<b>\$0</b>	<b>\$0</b>	<b>\$0</b>
<b>WFY13 OPERATING ALLOCATION</b>	<b>\$0</b>	<b>0.0</b>	<b>\$0</b>	<b>\$0</b>	<b>\$0</b>	<b>\$0</b>
<b>FY 2013-14 Request</b>						
Final FY 2012-13 Appropriation	\$0	0.0	\$0	\$0	\$0	\$0
<b>FY 2013-14 Base Request</b>	<b>\$0</b>	<b>0.0</b>	<b>\$0</b>	<b>\$0</b>	<b>\$0</b>	<b>\$0</b>
<b>FY 2013-14 Total Request</b>	<b>\$0</b>	<b>0.0</b>	<b>\$0</b>	<b>\$0</b>	<b>\$0</b>	<b>\$0</b>
<b>FY14 Personal Services allocation</b>	<b>\$0</b>	<b>0.0</b>	<b>\$0</b>	<b>\$0</b>	<b>\$0</b>	<b>\$0</b>
<b>FY14 Operating allocation</b>	<b>\$0</b>	<b>0.0</b>	<b>\$0</b>	<b>\$0</b>	<b>\$0</b>	<b>\$0</b>
<b>STATEWIDE DISASTER RECOVERY CENTER; HARDWARE/SOFTWARE MAINTENANCE</b>						
<b>FY 2010-11 ACTUAL</b>						
FY 2010-11 Long Bill, H.B. 10-1376	\$47,000	0.0	\$0	\$47,000	\$0	\$0
<b>FINAL FY 2010-11 APPROPRIATION</b>	<b>\$47,000</b>	<b>0.0</b>	<b>\$0</b>	<b>\$47,000</b>	<b>\$0</b>	<b>\$0</b>
FY11 Allocated Pots	\$0	0.0	\$0	\$0	\$0	\$0
<b>FY11 TOTAL AVAILABLE SPENDING AUTHORITY</b>	<b>\$47,000</b>	<b>0.0</b>	<b>\$0</b>	<b>\$47,000</b>	<b>\$0</b>	<b>\$0</b>
FY11 Expenditures	\$41,607	0.0	\$0	\$41,607	\$0	\$0
<b>FY 2010-11 REVERSION \ (OVEREXPENDITURE)</b>	<b>\$5,393</b>	<b>0.0</b>	<b>\$0</b>	<b>\$5,393</b>	<b>\$0</b>	<b>\$0</b>

INFORMATION TECHNOLOGY SERVICES – Line Item Detail

SCHEDULE 3

Continued

LONG BILL LINE ITEM	TOTAL FUNDS	FTE	GENERAL FUND	CASH FUNDS	REAPPROPRIATED FUNDS	FEDERAL FUNDS
<b>FY 2011-12 ACTUAL</b>						
FY 2011-12 Long Bill, S.B. 11-209	\$0	0.0	\$0	\$0	\$0	\$0
<b>FINAL FY 2011-12 APPROPRIATION</b>	<b>\$0</b>	<b>0.0</b>	<b>\$0</b>	<b>\$0</b>	<b>\$0</b>	<b>\$0</b>
FY12 Allocated Pots	\$0	0.0	\$0	\$0	\$0	\$0
<b>FY12 TOTAL AVAILABLE SPENDING AUTHORITY</b>	<b>\$0</b>	<b>0.0</b>	<b>\$0</b>	<b>\$0</b>	<b>\$0</b>	<b>\$0</b>
FY12 Expenditures	\$0	0.0	\$0	\$0	\$0	\$0
<b>FY 2011-12 REVERSION \ (OVEREXPENDITURE)</b>	<b>\$0</b>	<b>0.0</b>	<b>\$0</b>	<b>\$0</b>	<b>\$0</b>	<b>\$0</b>
<b>FY 2012-13 APPROPRIATION</b>						
FY 2012-13 Long Bill Appropriation (H.B. 12-1335)	\$0	0.0	\$0	\$0	\$0	\$0
<b>FY 2012-13 TOTAL APPROPRIATION</b>	<b>\$0</b>	<b>0.0</b>	<b>\$0</b>	<b>\$0</b>	<b>\$0</b>	<b>\$0</b>
<b>FY13 PERSONAL SERVICES ALLOCATION</b>	<b>\$0</b>	<b>0.0</b>	<b>\$0</b>	<b>\$0</b>	<b>\$0</b>	<b>\$0</b>
<b>FY13 OPERATING ALLOCATION</b>	<b>\$0</b>	<b>0.0</b>	<b>\$0</b>	<b>\$0</b>	<b>\$0</b>	<b>\$0</b>
<b>FY 2013-14 REQUEST</b>						
Final FY 2012-13 Appropriation	\$0	0.0	\$0	\$0	\$0	\$0
<b>FY 2013-14 BASE REQUEST</b>	<b>\$0</b>	<b>0.0</b>	<b>\$0</b>	<b>\$0</b>	<b>\$0</b>	<b>\$0</b>
<b>FY 2013-14 TOTAL REQUEST</b>	<b>\$0</b>	<b>0.0</b>	<b>\$0</b>	<b>\$0</b>	<b>\$0</b>	<b>\$0</b>
<b>FY14 PERSONAL SERVICES ALLOCATION</b>	<b>\$0</b>	<b>0.0</b>	<b>\$0</b>	<b>\$0</b>	<b>\$0</b>	<b>\$0</b>
<b>FY14 OPERATING ALLOCATION</b>	<b>\$0</b>	<b>0.0</b>	<b>\$0</b>	<b>\$0</b>	<b>\$0</b>	<b>\$0</b>

INFORMATION TECHNOLOGY SERVICES – Line Item Detail

SCHEDULE 3

Continued

LONG BILL LINE ITEM	TOTAL FUNDS	FTE	GENERAL FUND	CASH FUNDS	REAPPROPRIATED FUNDS	FEDERAL FUNDS
<b>STATEWIDE DISASTER RECOVERY CENTER; LEASED SPACE</b>						
<b>FY 2010-11 ACTUAL</b>						
FY 2010-11 Long Bill, H.B. 10-1376	\$1,913,077	0.0	\$0	\$1,913,077	\$0	\$0
<b>FINAL FY 2010-11 APPROPRIATION</b>	<b>\$1,913,077</b>	<b>0.0</b>	<b>\$0</b>	<b>\$1,913,077</b>	<b>\$0</b>	<b>\$0</b>
FY11 Allocated Pots	\$0	0.0	\$0	\$0	\$0	\$0
<b>FY11 TOTAL AVAILABLE SPENDING AUTHORITY</b>	<b>\$1,913,077</b>	<b>0.0</b>	<b>\$0</b>	<b>\$1,913,077</b>	<b>\$0</b>	<b>\$0</b>
FY11 Expenditures	\$1,913,072	0.0	\$0	\$1,913,072	\$0	\$0
<b>FY 2010-11 REVERSION \ (OVEREXPENDITURE)</b>	<b>\$5</b>	<b>0.0</b>	<b>\$0</b>	<b>\$5</b>	<b>\$0</b>	<b>\$0</b>
<b>FY 2011-12 ACTUAL</b>						
FY 2011-12 Long Bill, S.B. 11-209	\$1,576,523	0.0	\$0	\$1,576,523	\$0	\$0
<b>FINAL FY 2011-12 APPROPRIATION</b>	<b>\$1,576,523</b>	<b>0.0</b>	<b>\$0</b>	<b>\$1,576,523</b>	<b>\$0</b>	<b>\$0</b>
FY12 Allocated Pots	\$0	0.0	\$0	\$0	\$0	\$0
<b>FY12 TOTAL AVAILABLE SPENDING AUTHORITY</b>	<b>\$1,576,523</b>	<b>0.0</b>	<b>\$0</b>	<b>\$1,576,523</b>	<b>\$0</b>	<b>\$0</b>
FY12 Expenditures	\$1,576,523	0.0	\$0	\$1,576,523	\$0	\$0
<b>FY 2011-12 REVERSION \ (OVEREXPENDITURE)</b>	<b>\$0</b>	<b>0.0</b>	<b>\$0</b>	<b>\$0</b>	<b>\$0</b>	<b>\$0</b>
<b>FY 2012-13 APPROPRIATION</b>						
FY 2012-13 Long Bill Appropriation (H.B. 12-1335)	\$776,497	0.0	\$0	\$776,497	\$0	\$0
<b>FY 2012-13 TOTAL APPROPRIATION</b>	<b>\$776,497</b>	<b>0.0</b>	<b>\$0</b>	<b>\$776,497</b>	<b>\$0</b>	<b>\$0</b>
<b>FY13 PERSONAL SERVICES ALLOCATION</b>	<b>\$0</b>	<b>0.0</b>	<b>\$0</b>	<b>\$0</b>	<b>\$0</b>	<b>\$0</b>
<b>FY13 OPERATING ALLOCATION</b>	<b>\$776,497</b>	<b>0.0</b>	<b>\$0</b>	<b>\$776,497</b>	<b>\$0</b>	<b>\$0</b>



INFORMATION TECHNOLOGY SERVICES – Line Item Detail

SCHEDULE 3

Continued

LONG BILL LINE ITEM	TOTAL FUNDS	FTE	GENERAL FUND	CASH FUNDS	REAPPROPRIATED FUNDS	FEDERAL FUNDS
<b>FY 2013-14 REQUEST</b>						
Final FY 2012-13 Appropriation	\$776,497	0.0	\$0	\$776,497	\$0	\$0
Special Bill SB 10-148	(\$776,497)	0.0	\$0	(\$776,497)	\$0	\$0
<b>FY 2013-14 BASE REQUEST</b>	<b>\$0</b>	<b>0.0</b>	<b>\$0</b>	<b>\$0</b>	<b>\$0</b>	<b>\$0</b>
<b>FY 2013-14 TOTAL REQUEST</b>	<b>\$0</b>	<b>0.0</b>	<b>\$0</b>	<b>\$0</b>	<b>\$0</b>	<b>\$0</b>
<b>FY14 PERSONAL SERVICES ALLOCATION</b>	<b>\$0</b>	<b>0.0</b>	<b>\$0</b>	<b>\$0</b>	<b>\$0</b>	<b>\$0</b>
<b>FY14 OPERATING ALLOCATION</b>	<b>\$0</b>	<b>0.0</b>	<b>\$0</b>	<b>\$0</b>	<b>\$0</b>	<b>\$0</b>
<b>DIVISION TOTAL</b>						
<b>FY 2010-11 ACTUAL</b>						
FY 2010-11 Long Bill, H.B. 10-1376	\$7,088,451	31.1	\$0	\$7,088,451	\$0	\$0
Special Bill SB 10-1403	\$105,200	0.0	\$0	\$105,200	\$0	\$0
Special Bill SB 10-203	\$92,640	0.0	\$0	\$92,640	\$0	\$0
Special Bill SB 10-87	\$32,560	0.0	\$0	\$32,560	\$0	\$0
<b>FINAL FY 2010-11 APPROPRIATION</b>	<b>\$7,318,851</b>	<b>31.1</b>	<b>\$0</b>	<b>\$7,318,851</b>	<b>\$0</b>	<b>\$0</b>
<b>FY11 TOTAL AVAILABLE SPENDING AUTHORITY</b>	<b>\$7,318,851</b>	<b>31.1</b>	<b>\$0</b>	<b>\$7,318,851</b>	<b>\$0</b>	<b>\$0</b>
FY11 Expenditures	\$7,061,752	28.0	\$0	\$7,061,752	\$0	\$0
<b>FY 2010-11 REVERSION \ (OVEREXPENDITURE)</b>	<b>\$257,099</b>	<b>3.1</b>	<b>\$0</b>	<b>\$257,099</b>	<b>\$0</b>	<b>\$0</b>

INFORMATION TECHNOLOGY SERVICES – Line Item Detail

SCHEDULE 3

Continued

LONG BILL LINE ITEM	TOTAL FUNDS	FTE	GENERAL FUND	CASH FUNDS	REAPPROPRIATED FUNDS	FEDERAL FUNDS
<b>FY 2011-12 ACTUAL</b>						
FY 2011-12 Long Bill, S.B. 11-209	\$5,500,427	29.9	\$0	\$5,500,427	\$0	\$0
Special Bill SB 11-191	\$20,128	0.0	\$0	\$20,128	\$0	\$0
Special Bill SB 11-076	(\$60,666)	0.0	\$0	(\$60,666)	\$0	\$0
Special Bill HB 12-1198	\$305,000	0.0	\$0	\$305,000	\$0	\$0
1331 Supplemental Appropriation Technical Error	\$748,640	0.0	\$0	\$748,640	\$0	\$0
<b>FINAL FY 2011-12 APPROPRIATION</b>	<b>\$6,513,529</b>	<b>29.9</b>	<b>\$0</b>	<b>\$6,513,529</b>	<b>\$0</b>	<b>\$0</b>
FY12 Allocated Pots	\$0	0.0	\$0	\$0	\$0	\$0
Roll-forward expense to FY 2011-12	\$0	0.0	\$0	\$0	\$0	\$0
<b>FY12 TOTAL AVAILABLE SPENDING AUTHORITY</b>	<b>\$6,513,529</b>	<b>29.9</b>	<b>\$0</b>	<b>\$6,513,529</b>	<b>\$0</b>	<b>\$0</b>
FY12 Expenditures	\$6,410,962	27.6	\$0	\$6,410,962	\$0	\$0
<b>FY 2011-12 REVERSION \ (OVEREXPENDITURE)</b>	<b>\$102,567</b>	<b>2.3</b>	<b>\$0</b>	<b>\$102,567</b>	<b>\$0</b>	<b>\$0</b>
<b>FY 2012-13 APPROPRIATION</b>						
FY 2012-13 Long Bill Appropriation (H.B. 12-1335)	\$6,944,574	34.0	\$0	\$6,944,574	\$0	\$0
Special Bill SB 12-123	\$525,788	0.0	\$0	\$525,788	\$0	\$0
Special Bill HB 12-1209	\$198,912	0.0	\$0	\$198,912	\$0	\$0
Special Bill HB 12-1236	\$41,440	0.0	\$0	\$41,440	\$0	\$0
Special Bill HB 12-1274	\$22,400	0.0	\$0	\$22,400	\$0	\$0
1331 Emergency Supplemental	\$69,090	0.0	\$0	\$69,090	\$0	\$0
<b>FY 2012-13 TOTAL APPROPRIATION</b>	<b>\$7,802,204</b>	<b>34.0</b>	<b>\$0</b>	<b>\$7,802,204</b>	<b>\$0</b>	<b>\$0</b>
<b>FY13 PERSONAL SERVICES ALLOCATION</b>	<b>\$4,643,257</b>	<b>34.0</b>	<b>\$0</b>	<b>\$4,643,257</b>	<b>\$0</b>	<b>\$0</b>
<b>FY13 OPERATING ALLOCATION</b>	<b>\$3,158,947</b>	<b>0.0</b>	<b>\$0</b>	<b>\$3,158,947</b>	<b>\$0</b>	<b>\$0</b>

**INFORMATION TECHNOLOGY SERVICES – Line Item Detail**

**SCHEDULE 3**

*Continued*

<b>LONG BILL LINE ITEM</b>	<b>TOTAL FUNDS</b>	<b>FTE</b>	<b>GENERAL FUND</b>	<b>CASH FUNDS</b>	<b>REAPPROPRIATED FUNDS</b>	<b>FEDERAL FUNDS</b>
<b>FY 2013-14 REQUEST</b>						
Final FY 2012-13 Appropriation	\$7,802,204	34.0	\$0	\$7,802,204	\$0	\$0
12-13 1331 Emergency Supplemental	(\$69,090)	0.0	\$0	(\$69,090)	\$0	\$0
13-14Special Bill SB 12-123	\$457,487	0.0	\$0	\$457,487	\$0	\$0
13-14Special Bill HB 12-1209	(\$198,912)	0.0	\$0	(\$198,912)	\$0	\$0
13-14Special Bill HB 12-1236	(\$41,440)	0.0	\$0	(\$41,440)	\$0	\$0
13-14Special Bill HB 12-1274	(\$22,400)	0.0	\$0	(\$22,400)	\$0	\$0
Special Bill SB 10-148	(\$776,497)	0.0	\$0	(\$776,497)	\$0	\$0
<b>FY 2013-14 BASE REQUEST</b>	<b>\$7,151,352</b>	<b>34.0</b>	<b>\$0</b>	<b>\$7,151,352</b>	<b>\$0</b>	<b>\$0</b>
Decision Item #1 Election Night Reporting	\$177,816	0.0	\$0	\$177,816	\$0	\$0
Decision Item #2 Sharepoint	\$329,261	1.0	\$0	\$329,261	\$0	\$0
Decision Item #3 Secure File Transfer	\$31,200	0.0	\$0	\$31,200	\$0	\$0
<b>FY 2013-14 TOTAL REQUEST</b>	<b>\$7,689,629</b>	<b>35.0</b>	<b>\$0</b>	<b>\$7,689,629</b>	<b>\$0</b>	<b>\$0</b>
<b>FY14 PERSONAL SERVICES ALLOCATION</b>	<b>\$5,034,414</b>	<b>35.0</b>	<b>\$0</b>	<b>\$5,034,414</b>	<b>\$0</b>	<b>\$0</b>
<b>FY14 OPERATING ALLOCATION</b>	<b>\$2,655,215</b>	<b>0.0</b>	<b>\$0</b>	<b>\$2,655,215</b>	<b>\$0</b>	<b>\$0</b>
<b>INFORMATION TECHNOLOGY SERVICES</b>						
<b>FY 2012-13 TOTAL APPROPRIATION</b>	<b>\$7,802,204</b>	<b>34.0</b>	<b>\$0</b>	<b>\$7,802,204</b>	<b>\$0</b>	<b>\$0</b>
<b>FY 2013-14 BASE REQUEST</b>	<b>\$7,151,352</b>	<b>34.0</b>	<b>\$0</b>	<b>\$7,151,352</b>	<b>\$0</b>	<b>\$0</b>
<b>FY 2013-14 TOTAL REQUEST</b>	<b>\$7,689,629</b>	<b>35.0</b>	<b>\$0</b>	<b>\$7,689,629</b>	<b>\$0</b>	<b>\$0</b>
<b>PERCENTAGE CHANGE FY 2012-13 TO FY 2013-14</b>	<b>-1.44%</b>	<b>2.94%</b>	<b>0.00%</b>	<b>-1.44%</b>	<b>0.00%</b>	<b>0.00%</b>

**DEPARTMENT OF STATE – Administration**  
*Position and Object Code Detail*

**PERSONAL SERVICES**

<b>PERSONAL SERVICES</b>		<b>FY 2010-11 ACTUAL</b>	<b>FY 2011-12 ACTUAL</b>	<b>FY 2012-13 ESTIMATE</b>	<b>FY 2013-14 REQUEST</b>				
<b>PERSONAL SERVICES</b>									
<b>POSITION CODE</b>	<b>POSITION TYPE</b>	<b>EXPENDITURES</b>	<b>FTE</b>	<b>EXPENDITURES</b>	<b>FTE</b>	<b>EXPENDITURES</b>	<b>FTE</b>	<b>EXPENDITURES</b>	<b>FTE</b>
G3A3XX	ADMIN. ASSISTANT II	\$131,910	4.2	\$124,237	3.7	\$67,680	2.0	\$67,680	2.0
G3A4XX	ADMIN. ASSISTANT III	\$174,472	4.1	\$124,081	3.0	\$82,272	2.0	\$82,272	2.0
G3J4IX	STATE SVCS TRAINEE IV	\$121,875	3.8	\$88,097	2.8	\$93,864	3.0	\$93,864	3.0
H2I2TX	IT TECHNICIAN II	\$0	0.0	\$58,540	1.0	\$0	0.0	\$0	0.0
H2I5XX	IT PROFESSIONAL III	\$0	0.0	\$69,845	0.9	\$0	0.0	\$0	0.0
H4M1IX	TECHNICIAN I	\$431,279	12.7	\$449,625	12.8	\$512,016	15.0	\$512,016	15.0
H4M2TX	TECHNICIAN II	\$0	0.0	\$0	0.0	\$39,708	1.0	\$39,708	1.0
H4M3XX	TECHNICIAN III	\$238,248	5.5	\$156,915	4.0	\$302,220	7.0	\$302,220	7.0
H4M4XX	TECHNICIAN IV	\$155,346	3.6	\$131,206	3.0	\$133,344	3.0	\$133,344	3.0
H4M5XX	TECHNICIAN V	\$103,704	2.0	\$108,252	2.0	\$110,400	2.0	\$110,400	2.0
H4R1XX	PROGRAM ASSISTANT I	\$114,690	2.5	\$101,859	2.3	\$91,980	2.0	\$91,980	2.0
H4R2XX	PROGRAM ASSISTANT II	\$43,524	1.0	\$44,224	1.0	\$43,524	1.0	\$43,524	1.0
H6G1IX	GENERAL PROFESSIONAL I	\$28,113	0.5	\$64,864	1.6	\$118,140	3.0	\$118,140	3.0
H6G2TX	GENERAL PROFESSIONAL II	\$412,665	7.9	\$386,760	7.7	\$635,568	13.0	\$635,568	13.0
H6G3XX	GENERAL PROFESSIONAL III	\$455,650	7.6	\$487,405	8.2	\$664,068	11.0	\$664,068	11.0
H6G4XX	GENERAL PROFESSIONAL IV	\$337,959	5.0	\$451,547	6.6	\$478,488	7.0	\$478,488	7.0
H6G5XX	GENERAL PROFESSIONAL V	\$393,591	5.0	\$353,861	4.3	\$334,020	4.0	\$334,020	4.0
H6G6XX	GENERAL PROFESSIONAL VI	\$188,148	2.0	\$273,271	2.9	\$286,152	3.0	\$286,152	3.0
H6G7XX	GENERAL PROFESSIONAL VII	\$38,261	0.4	\$0	0.0	\$0	0.0	\$0	0.0
H6G8XX	MANAGEMENT	\$276,839	2.4	\$350,338	3.0	\$352,608	3.0	\$352,608	3.0
H6K2TX	COMPLIANCE INVESTIGATOR I	\$198,174	3.6	\$149,728	2.6	\$145,704	3.0	\$145,704	3.0
H6K3XX	COMPLIANCE INVESTIGATOR II	\$75,432	1.0	\$82,719	1.1	\$0	0.0	\$0	0.0

DEPARTMENT OF STATE – Administration  
 Position and Object Code Detail

PERSONAL SERVICES  
 Continued

PERSONAL SERVICES		FY 2010-11 ACTUAL		FY 2011-12 ACTUAL		FY 2012-13 ESTIMATE		FY 2013-14 REQUEST	
H8A1XX	ACCOUNTANT I	\$47,240	0.7	\$0	0.0	\$0	0.0	\$0	0.0
H8A3XX	ACCOUNTANT III	\$0	0.0	\$0	0.0	\$83,532	1.0	\$83,532	1.0
H8B2XX	ACCOUNTING TECHNICIAN II	\$0	0.0	\$0	0.0	\$44,160	1.0	\$44,160	1.0
H8B3XX	ACCOUNTING TECHNICIAN III	\$0	0.0	\$0	0.0	\$44,160	1.0	\$44,160	1.0
H8C2XX	CONTROLLER II	\$98,810	1.0	\$101,400	1.0	\$100,800	1.0	\$100,800	1.0
H8E3XX	BUDGET & POLICY ANALYST III	\$0	0.0	\$69,610	0.8	\$83,532	1.0	\$83,532	1.0
H8E4XX	BUDGET & POLICY ANALYST IV	\$93,840	1.0	\$111,247	1.2	\$0	0.0	\$0	0.0
P1A1XX	TEMPORARY AIDE	\$0	0.0	\$41,697	0.9	\$211,205	4.0	\$211,205	4.0
	DEPUTY SECRETARY OF STATE	\$120,000	1.0	\$146,040	1.2	\$120,000	1.0	\$120,000	1.0
	SECRETARY OF STATE	\$68,496	1.0	\$68,496	1.0	\$68,496	1.0	\$68,496	1.0
<b>TOTAL FULL AND PART-TIME EMPLOYEE EXPENDITURES</b>		<b>\$4,348,266</b>	<b>79.2</b>	<b>\$4,595,864</b>	<b>80.6</b>	<b>\$5,247,641</b>	<b>96.0</b>	<b>\$5,247,641</b>	<b>96.0</b>
PERA Contributions		\$327,245		\$345,903		\$532,636		\$532,636	
Medicare		\$60,573		\$64,961		\$76,091		\$76,091	
Overtime Wages		\$0		\$0		\$0		\$0	
Shift Differential Wages		\$0		\$0		\$0		\$0	
State Temporary Employees		\$0		\$0		\$0		\$0	
Sick and Annual Leave Payouts		\$21,887		\$79,542		\$0		\$0	
Contract Services		\$253,429		\$239,977		\$2,445		\$2,445	
Furlough Wages		\$0		\$0		\$0		\$0	
Other Expenditures (specify as necessary)		\$9,090		\$2,611		\$0		\$0	
<b>TOTAL TEMPORARY, CONTRACT, AND OTHER EXPENDITURES</b>		<b>\$672,225</b>		<b>\$732,994</b>		<b>\$611,171</b>		<b>\$611,171</b>	

**DEPARTMENT OF STATE – Administration**  
*Position and Object Code Detail*

**PERSONAL SERVICES**  
*Continued*

<b>PERSONAL SERVICES</b>		<b>FY 2010-11 ACTUAL</b>		<b>FY 2011-12 ACTUAL</b>		<b>FY 2012-13 ESTIMATE</b>		<b>FY 2013-14 REQUEST</b>	
Pots Expenditures (excluding Salary Survey and Performance-based Pay already included above)		\$871,988		\$1,031,930					
Roll Forwards		\$0	\$0	\$0	\$0	\$0	\$0		
<b>TOTAL PERSONAL SERVICES EXPENDITURES FOR LINE ITEM</b>		<b>\$5,892,479</b>	<b>79.2</b>	<b>\$6,360,787</b>	<b>80.6</b>	<b>\$5,858,812</b>	<b>96.0</b>	<b>\$5,858,812</b>	<b>96.0</b>
<b>OPERATING EXPENSES</b>									
2690	LEGAL SERVICES		\$0		\$7,559				
EBAJ	OT RE DOS TO DPA		\$13		\$0				
<b>TOTAL EXPENDITURES DENOTED IN OBJECT CODES</b>			<b>\$13</b>		<b>\$7,559</b>		<b>\$0</b>		<b>\$0</b>
<b>TOTAL EXPENDITURES FOR LINE ITEM</b>		<b>\$5,892,492</b>	<b>79.2</b>	<b>\$6,368,346</b>	<b>80.6</b>	<b>\$5,858,812</b>	<b>96.0</b>	<b>\$5,858,812</b>	<b>96.0</b>
<b>TOTAL SPENDING AUTHORITY FOR LINE ITEM</b>		<b>\$6,530,585</b>	<b>94.0</b>	<b>\$6,440,381</b>	<b>92.0</b>	<b>\$5,858,812</b>	<b>99.0</b>	<b>\$5,858,812</b>	<b>99.0</b>
<b>AMOUNT UNDER/(OVER) EXPENDED</b>		<b>\$638,093</b>	<b>14.8</b>	<b>\$72,035</b>	<b>11.4</b>	<b>\$0</b>	<b>3.0</b>	<b>\$0</b>	<b>3.0</b>

DEPARTMENT OF STATE – Administration  
*Position and Object Code Detail*

WORKERS' COMPENSATION

OBJECT CODE	OBJECT CODE DESCRIPTION	FY 2010-11 ACTUAL	FY 2011-12 ACTUAL	FY 2012-13 ESTIMATE	FY 2013-14 REQUEST
2660	INSURANCE, OTHER THAN EMP BENE	\$6,099	\$5,210	\$6,926	\$13,969
<b>TOTAL EXPENDITURES DENOTED IN OBJECT CODES</b>		<b>\$6,099</b>	<b>\$5,210</b>	<b>\$6,926</b>	<b>\$13,969</b>
Transfers		\$0	\$0	\$0	\$0
Roll Forwards		\$0	\$0	\$0	\$0
<b>TOTAL EXPENDITURES FOR LINE ITEM</b>		<b>\$6,099</b>	<b>\$5,210</b>	<b>\$6,926</b>	<b>\$13,969</b>
<b>TOTAL SPENDING AUTHORITY FOR LINE ITEM</b>		<b>\$6,099</b>	<b>\$5,210</b>	<b>\$6,926</b>	<b>\$13,969</b>
<b>AMOUNT UNDER/(OVER) EXPENDED</b>		<b>\$0</b>	<b>\$0</b>	<b>\$0</b>	<b>\$0</b>

**DEPARTMENT OF STATE – Administration**  
*Position and Object Code Detail*

**OPERATING EXPENSES**

<b>OBJECT CODE</b>	<b>OBJECT CODE DESCRIPTION</b>	<b>FY 2010-11 ACTUAL</b>	<b>FY 2011-12 ACTUAL</b>	<b>FY 2012-13 ESTIMATE</b>	<b>FY 2013-14 REQUEST</b>
2513	IN-STATE PERS VEHICLE REIMBSMT	\$6,399	\$5,825	\$5,414	\$5,414
1350	EMPLOYEE NON-CASH INCENTIVES	\$0	\$3,070	\$2,853	\$2,853
2210	OTHER MAINTENANCE/REPAIR SVCS	\$90	\$1,420	\$1,319	\$1,319
2220	BLDG MAINTENANCE/REPAIR SVCS	\$1,398	\$0	\$0	\$0
2230	EQUIP MAINTENANCE/REPAIR SVCS	\$770	\$0	\$0	\$0
2232	IT SOFTWARE MNTE/UPGRADE SVCS	\$0	\$100,000	\$92,948	\$92,948
2250	MISCELLANEOUS RENTALS	\$0	\$65	\$60	\$60
2252	RENTAL/MOTOR POOL MILE CHARGE	\$2,509	\$1,356	\$1,260	\$1,260
2255	RENTAL OF BUILDINGS	\$50	\$125	\$116	\$116
2258	PARKING FEES	\$2,210	\$2,100	\$1,952	\$1,952
2259	PARKING FEE REIMBURSEMENT	\$20	\$0	\$0	\$0
2510	IN-STATE TRAVEL	\$9,851	\$8,958	\$8,327	\$8,327
2511	IN-STATE COMMON CARRIER FARES	\$0	\$98	\$91	\$91
2512	IN-STATE PERS TRAVEL PER DIEM	\$2,485	\$5,064	\$4,707	\$4,707
2515	STATE-OWNED VEHICLE CHARGE	\$1,947	\$4,235	\$3,936	\$3,936
2520	IN-STATE TRAVEL/NON-EMPLOYEE	\$445	\$3,915	\$3,639	\$3,639
2522	IS/NON-EMPL - PERS PER DIEM	\$0	\$558	\$519	\$519
2523	IS/NON-EMPL - PERS VEH REIMB	\$188	\$1,016	\$944	\$944
2530	OUT-OF-STATE TRAVEL	\$4,373	\$19,993	\$18,583	\$18,583
2531	OS COMMON CARRIER FARES	\$5,247	\$20,200	\$18,775	\$18,775
2532	OS PERSONAL TRAVEL PER DIEM	\$1,011	\$5,721	\$5,317	\$5,317
2533	OS PERS VEHICLE REIMBURSEMENT	\$100	\$669	\$622	\$622
2540	OUT-OF-STATE TRAVEL/NON-EMPL	\$0	\$1,949	\$1,812	\$1,812
2541	OS/NON-EMPL - COMMON CARRIER	\$1,952	\$3,414	\$3,173	\$3,173
2542	OS/NON-EMPL - PERS PER DIEM	\$93	\$302	\$281	\$281



**DEPARTMENT OF STATE – Administration**  
*Position and Object Code Detail*

**OPERATING EXPENSES**  
*Continued*

<b>OBJECT CODE</b>	<b>OBJECT CODE DESCRIPTION</b>	<b>FY 2010-11 ACTUAL</b>	<b>FY 2011-12 ACTUAL</b>	<b>FY 2012-13 ESTIMATE</b>	<b>FY 2013-14 REQUEST</b>
2543	OS/NON-EMPL - PERS VEH REIMB	\$13	\$0	\$0	\$0
2550	OUT-OF-COUNTRY TRAVEL	\$1,799	\$0	\$0	\$0
2611	PUBLIC RELATIONS	\$1,860	\$1,860	\$1,729	\$1,729
2630	COMM SVCS FROM DIV OF TELECOM	\$0	\$15	\$14	\$14
2631	COMM SVCS FROM OUTSIDE SOURCES	\$1,107	\$2,778	\$2,582	\$2,582
2660	INSURANCE, OTHER THAN EMP BENE	\$325	\$0	\$0	\$0
2670	EDUCATION SRVC FR HE ENTERPRIS	\$19,106	\$0	\$0	\$0
2680	PRINTING/REPRODUCTION SERVICES	\$152,551	\$92,510	\$85,986	\$85,986
2810	FREIGHT	\$846	\$4,454	\$4,139	\$4,139
2820	OTHER PURCHASED SERVICES	\$39,986	\$112,491	\$104,558	\$104,558
2831	STORAGE-PUR SERV	\$1,717	\$1,748	\$1,625	\$1,625
3110	OTHER SUPPLIES & MATERIALS	\$1,523	\$5,497	\$5,110	\$5,110
3117	EDUCATIONAL SUPPLIES	\$497	\$0	\$0	\$0
3118	FOOD AND FOOD SERV SUPPLIES	\$0	\$62	\$58	\$58
3120	BOOKS/PERIODICALS/SUBSCRIPTION	\$10,460	\$27,433	\$25,499	\$25,499
3121	OFFICE SUPPLIES	\$13,196	\$12,352	\$11,481	\$11,481
3123	POSTAGE	\$300,061	\$140,510	\$130,602	\$130,602
3124	PRINTING/COPY SUPPLIES	\$0	\$895	\$832	\$832
3128	NONCAPITALIZED EQUIPMENT	\$38,316	\$19,408	\$18,039	\$18,039
3132	NONCAP OFFICE FURN/OFFICE SYST	\$7,606	\$34,538	\$32,102	\$32,102
3143	NONCAPITALIZED IT - OTHER	\$0	\$10,538	\$9,795	\$9,795
3146	NONCAP IT-PURCHASED SERVER SW	\$0	\$7,682	\$7,141	\$7,141
4100	OTHER OPERATING EXPENSES	\$0	\$10	\$9	\$9
4111	PRIZES AND AWARDS	\$0	\$143	\$133	\$133
4117	REPORTBLE CLAIMS AGAINST STATE	\$0	\$50,000	\$46,474	\$46,474

**DEPARTMENT OF STATE – Administration**  
*Position and Object Code Detail*

**OPERATING EXPENSES**  
*Continued*

<b>OBJECT CODE</b>	<b>OBJECT CODE DESCRIPTION</b>	<b>FY 2010-11 ACTUAL</b>	<b>FY 2011-12 ACTUAL</b>	<b>FY 2012-13 ESTIMATE</b>	<b>FY 2013-14 REQUEST</b>
4140	DUES AND MEMBERSHIPS	\$15,063	\$53,398	\$49,633	\$49,633
4151	INTEREST - LATE PAYMENTS	\$0	\$2	\$2	\$2
4170	MISCELLANEOUS FEES AND FINES	\$0	\$50	\$46	\$46
4180	OFFICIAL FUNCTIONS	\$10,103	\$9,688	\$9,005	\$9,005
4220	REGISTRATION FEES	\$21,865	\$96,690	\$89,872	\$89,872
<b>TOTAL EXPENDITURES DENOTED IN OBJECT CODES</b>		<b>\$679,138</b>	<b>\$874,804</b>	<b>\$813,115</b>	<b>\$813,115</b>
Transfers		\$0	\$0	\$0	\$0
Roll Forwards		\$0	\$0	\$0	\$0
<b>TOTAL EXPENDITURES FOR LINE ITEM</b>		<b>\$679,138</b>	<b>\$874,804</b>	<b>\$813,115</b>	<b>\$813,115</b>
<b>TOTAL SPENDING AUTHORITY FOR LINE ITEM</b>		<b>\$803,385</b>	<b>\$1,129,698</b>	<b>\$813,115</b>	<b>\$813,115</b>
<b>AMOUNT UNDER/(OVER) EXPENDED</b>		<b>\$124,247</b>	<b>\$254,894</b>	<b>\$0</b>	<b>\$0</b>

**DEPARTMENT OF STATE – Administration**  
*Position and Object Code Detail*

**LEGAL SERVICES**

<b>OBJECT CODE</b>	<b>OBJECT CODE DESCRIPTION</b>	<b>FY 2010-11 ACTUAL</b>	<b>FY 2011-12 ACTUAL</b>	<b>FY 2012-13 ESTIMATE</b>	<b>FY 2013-14 REQUEST</b>
2513	IN-STATE PERS VEHICLE REIMBSMT	\$40	\$0	\$0	\$0
1920	PERSONAL SVCS - PROFESSIONAL	\$39,125	\$22,175	\$22,652	\$22,652
1930	PURCHASED SERVICE - LITIGATION	\$17,069	\$18,071	\$18,460	\$18,460
2530	OUT-OF-STATE TRAVEL	\$378	\$145	\$148	\$148
2531	OS COMMON CARRIER FARES	\$1,120	\$558	\$570	\$570
2532	OS PERSONAL TRAVEL PER DIEM	\$694	\$233	\$238	\$238
2630	COMM SVCS FROM DIV OF TELECOM	\$0	\$1,167	\$1,192	\$1,192
2641	OTHER ADP BILLINGS-PURCH SERV	\$4,342	\$554	\$565	\$565
2680	PRINTING/REPRODUCTION SERVICES	\$0	\$313	\$320	\$320
2690	LEGAL SERVICES	\$373,736	\$494,349	\$504,974	\$504,974
3121	OFFICE SUPPLIES	\$0	\$305	\$312	\$312
3123	POSTAGE	\$276	\$426	\$435	\$435
<b>TOTAL EXPENDITURES DENOTED IN OBJECT CODES</b>		<b>\$436,780</b>	<b>\$538,296</b>	<b>\$549,866</b>	<b>\$549,866</b>
Transfers		\$0	\$0	\$0	\$0
Roll Forwards		\$0	\$0	\$0	\$0
<b>TOTAL EXPENDITURES FOR LINE ITEM</b>		<b>\$436,780</b>	<b>\$538,296</b>	<b>\$549,866</b>	<b>\$549,866</b>
<b>TOTAL SPENDING AUTHORITY FOR LINE ITEM</b>		<b>\$526,770</b>	<b>\$538,904</b>	<b>\$549,866</b>	<b>\$549,866</b>
<b>AMOUNT UNDER/(OVER) EXPENDED</b>		<b>\$89,990</b>	<b>\$608</b>	<b>\$0</b>	<b>\$0</b>

DEPARTMENT OF STATE – Administration  
*Position and Object Code Detail*

ADMIN LAW JUDGE

OBJECT CODE	OBJECT CODE DESCRIPTION	FY 2010-11 ACTUAL	FY 2011-12 ACTUAL	FY 2012-13 ESTIMATE	FY 2013-14 REQUEST
1920	PERSONAL SVCS - PROFESSIONAL	\$99,487	\$31,441	\$114,624	\$30,797
<b>TOTAL EXPENDITURES DENOTED IN OBJECT CODES</b>		<b>\$99,487</b>	<b>\$31,441</b>	<b>\$114,624</b>	<b>\$30,797</b>
Transfers		\$0	\$0	\$0	\$0
Roll Forwards		\$0	\$0	\$0	\$0
<b>TOTAL EXPENDITURES FOR LINE ITEM</b>		<b>\$99,487</b>	<b>\$31,441</b>	<b>\$114,624</b>	<b>\$30,797</b>
<b>TOTAL SPENDING AUTHORITY FOR LINE ITEM</b>		<b>\$103,987</b>	<b>\$31,441</b>	<b>\$114,624</b>	<b>\$30,797</b>
<b>AMOUNT UNDER/(OVER) EXPENDED</b>		<b>\$4,500</b>	<b>\$0</b>	<b>\$0</b>	<b>\$0</b>

DEPARTMENT OF STATE – Administration  
*Position and Object Code Detail*

PURCH SVCS FROM COMPUTER CNTR

OBJECT CODE	OBJECT CODE DESCRIPTION	FY 2010-11 ACTUAL	FY 2011-12 ACTUAL	FY 2012-13 ESTIMATE	FY 2013-14 REQUEST
2630	COMM SVCS FROM DIV OF TELECOM	\$51,559	\$1,640	\$102,789	\$159,578
<b>TOTAL EXPENDITURES DENOTED IN OBJECT CODES</b>		<b>\$51,559</b>	<b>\$1,640</b>	<b>\$102,789</b>	<b>\$159,578</b>
Transfers		\$0	\$0	\$0	\$0
Roll Forwards		\$0	\$0	\$0	\$0
<b>TOTAL EXPENDITURES FOR LINE ITEM</b>		<b>\$51,559</b>	<b>\$1,640</b>	<b>\$102,789</b>	<b>\$159,578</b>
<b>TOTAL SPENDING AUTHORITY FOR LINE ITEM</b>		<b>\$51,559</b>	<b>\$1,640</b>	<b>\$102,789</b>	<b>\$159,578</b>
<b>AMOUNT UNDER/(OVER) EXPENDED</b>		<b>\$0</b>	<b>\$0</b>	<b>\$0</b>	<b>\$0</b>

DEPARTMENT OF STATE – Administration  
*Position and Object Code Detail*

MULTIUSE NETWORK PAYMENTS

OBJECT CODE	OBJECT CODE DESCRIPTION	FY 2010-11 ACTUAL	FY 2011-12 ACTUAL	FY 2012-13 ESTIMATE	FY 2013-14 REQUEST
2632	MNT PAYMENTS TO DPA	\$318,188	\$66,234	\$0	\$75,116
<b>TOTAL EXPENDITURES DENOTED IN OBJECT CODES</b>		<b>\$318,188</b>	<b>\$66,234</b>	<b>\$0</b>	<b>\$75,116</b>
Transfers		\$0	\$0	\$0	\$0
Roll Forwards		\$0	\$0	\$0	\$0
<b>TOTAL EXPENDITURES FOR LINE ITEM</b>		<b>\$318,188</b>	<b>\$66,234</b>	<b>\$0</b>	<b>\$75,116</b>
<b>TOTAL SPENDING AUTHORITY FOR LINE ITEM</b>		<b>\$318,188</b>	<b>\$66,234</b>	<b>\$0</b>	<b>\$75,116</b>
<b>AMOUNT UNDER/(OVER) EXPENDED</b>		<b>\$0</b>	<b>\$0</b>	<b>\$0</b>	<b>\$0</b>

**DEPARTMENT OF STATE – Administration**  
*Position and Object Code Detail*

**RISK MGMT & PROPERTY FUNDS**

<b>OBJECT CODE</b>	<b>OBJECT CODE DESCRIPTION</b>	<b>FY 2010-11 ACTUAL</b>	<b>FY 2011-12 ACTUAL</b>	<b>FY 2012-13 ESTIMATE</b>	<b>FY 2013-14 REQUEST</b>
2660	INSURANCE, OTHER THAN EMP BENE	\$7,038	\$22,264	\$27,906	\$41,027
<b>TOTAL EXPENDITURES DENOTED IN OBJECT CODES</b>		<b>\$7,038</b>	<b>\$22,264</b>	<b>\$27,906</b>	<b>\$41,027</b>
Transfers		\$0	\$0	\$0	\$0
Roll Forwards		\$0	\$0	\$0	\$0
<b>TOTAL EXPENDITURES FOR LINE ITEM</b>		<b>\$7,038</b>	<b>\$22,264</b>	<b>\$27,906</b>	<b>\$41,027</b>
<b>TOTAL SPENDING AUTHORITY FOR LINE ITEM</b>		<b>\$7,038</b>	<b>\$22,264</b>	<b>\$27,906</b>	<b>\$41,027</b>
<b>AMOUNT UNDER/(OVER) EXPENDED</b>		<b>\$0</b>	<b>\$0</b>	<b>\$0</b>	<b>\$0</b>

DEPARTMENT OF STATE – Administration  
*Position and Object Code Detail*

VEHICLE LEASE PAYMENTS

OBJECT CODE	OBJECT CODE DESCRIPTION	FY 2010-11 ACTUAL	FY 2011-12 ACTUAL	FY 2012-13 ESTIMATE	FY 2013-14 REQUEST
2251	RENTAL/LEASE MOTOR POOL VEH	\$2,969	\$2,861	\$2,963	\$2,963
<b>TOTAL EXPENDITURES DENOTED IN OBJECT CODES</b>		<b>\$2,969</b>	<b>\$2,861</b>	<b>\$2,963</b>	<b>\$2,963</b>
Transfers		\$0	\$0	\$0	\$0
Roll Forwards		\$0	\$0	\$0	\$0
<b>TOTAL EXPENDITURES FOR LINE ITEM</b>		<b>\$2,969</b>	<b>\$2,861</b>	<b>\$2,963</b>	<b>\$2,963</b>
<b>TOTAL SPENDING AUTHORITY FOR LINE ITEM</b>		<b>\$2,969</b>	<b>\$2,861</b>	<b>\$2,963</b>	<b>\$2,963</b>
<b>AMOUNT UNDER/(OVER) EXPENDED</b>		<b>\$0</b>	<b>\$0</b>	<b>\$0</b>	<b>\$0</b>



DEPARTMENT OF STATE – Administration  
*Position and Object Code Detail*

LEASED SPACE

OBJECT CODE	OBJECT CODE DESCRIPTION	FY 2010-11 ACTUAL	FY 2011-12 ACTUAL	FY 2012-13 ESTIMATE	FY 2013-14 REQUEST
2255	RENTAL OF BUILDINGS	\$617,827	\$529,826	\$641,271	\$641,271
<b>TOTAL EXPENDITURES DENOTED IN OBJECT CODES</b>		<b>\$617,827</b>	<b>\$529,826</b>	<b>\$641,271</b>	<b>\$641,271</b>
Transfers		\$0	\$0	\$0	\$0
Roll Forwards		\$0	\$0	\$0	\$0
<b>TOTAL EXPENDITURES FOR LINE ITEM</b>		<b>\$617,827</b>	<b>\$529,826</b>	<b>\$641,271</b>	<b>\$641,271</b>
<b>TOTAL SPENDING AUTHORITY FOR LINE ITEM</b>		<b>\$639,747</b>	<b>\$639,747</b>	<b>\$641,271</b>	<b>\$641,271</b>
<b>AMOUNT UNDER/(OVER) EXPENDED</b>		<b>\$21,920</b>	<b>\$109,921</b>	<b>\$0</b>	<b>\$0</b>

**DEPARTMENT OF STATE – Administration**  
*Position and Object Code Detail*

**COFRS MODERNIZATION**

<b>OBJECT CODE</b>	<b>OBJECT CODE DESCRIPTION</b>	<b>FY 2010-11 ACTUAL</b>	<b>FY 2011-12 ACTUAL</b>	<b>FY 2012-13 ESTIMATE</b>	<b>FY 2013-14 REQUEST</b>
6213	IT PC SW - DIRECT PURCHASE	\$0	\$0	\$40,140	\$40,140
<b>TOTAL EXPENDITURES DENOTED IN OBJECT CODES</b>		<b>\$0</b>	<b>\$0</b>	<b>\$40,140</b>	<b>\$40,140</b>
Transfers		\$0	\$0	\$0	\$0
Roll Forwards		\$0	\$0	\$0	\$0
<b>TOTAL EXPENDITURES FOR LINE ITEM</b>		<b>\$0</b>	<b>\$0</b>	<b>\$40,140</b>	<b>\$40,140</b>
<b>TOTAL SPENDING AUTHORITY FOR LINE ITEM</b>		<b>\$0</b>	<b>\$0</b>	<b>\$40,140</b>	<b>\$40,140</b>
<b>AMOUNT UNDER/(OVER) EXPENDED</b>		<b>\$0</b>	<b>\$0</b>	<b>\$0</b>	<b>\$0</b>

**DEPARTMENT OF STATE – Administration**  
*Position and Object Code Detail*

**INDIRECT COST ASSESSMENT**

<b>OBJECT CODE</b>	<b>OBJECT CODE DESCRIPTION</b>	<b>FY 2010-11 ACTUAL</b>	<b>FY 2011-12 ACTUAL</b>	<b>FY 2012-13 ESTIMATE</b>	<b>FY 2013-14 REQUEST</b>
EZAB	IC RE DOS TO DPA	\$148,002	\$136,752	\$105,838	\$107,012
<b>TOTAL EXPENDITURES DENOTED IN OBJECT CODES</b>		<b>\$148,002</b>	<b>\$136,752</b>	<b>\$105,838</b>	<b>\$107,012</b>
Transfers		\$0	\$0	\$0	\$0
Roll Forwards		\$0	\$0	\$0	\$0
<b>TOTAL EXPENDITURES FOR LINE ITEM</b>		<b>\$148,002</b>	<b>\$136,752</b>	<b>\$105,838</b>	<b>\$107,012</b>
<b>TOTAL SPENDING AUTHORITY FOR LINE ITEM</b>		<b>\$148,002</b>	<b>\$136,752</b>	<b>\$105,838</b>	<b>\$107,012</b>
<b>AMOUNT UNDER/(OVER) EXPENDED</b>		<b>\$0</b>	<b>\$0</b>	<b>\$0</b>	<b>\$0</b>

**DEPARTMENT OF STATE – Administration**  
*Position and Object Code Detail*

**DISCRETIONARY FUND**

<b>OBJECT CODE</b>	<b>OBJECT CODE DESCRIPTION</b>	<b>FY 2010-11 ACTUAL</b>	<b>FY 2011-12 ACTUAL</b>	<b>FY 2012-13 ESTIMATE</b>	<b>FY 2013-14 REQUEST</b>
2513	IN-STATE PERS VEHICLE REIMBSMT	\$68	\$0	\$0	\$0
1530	SPS OTHER EMPLOYEE BENEFITS	\$1,400	\$0	\$0	\$0
1350	EMPLOYEE NON-CASH INCENTIVES	\$0	\$118	\$118	\$118
2510	IN-STATE TRAVEL	\$894	\$55	\$55	\$55
2512	IN-STATE PERS TRAVEL PER DIEM	\$38	\$0	\$0	\$0
2530	OUT-OF-STATE TRAVEL	\$722	\$0	\$0	\$0
2531	OS COMMON CARRIER FARES	\$216	\$85	\$85	\$85
2532	OS PERSONAL TRAVEL PER DIEM	\$6	\$0	\$0	\$0
2631	COMM SVCS FROM OUTSIDE SOURCES	\$0	\$130	\$130	\$130
3123	POSTAGE	\$0	\$45	\$45	\$45
4100	OTHER OPERATING EXPENSES	\$0	\$603	\$603	\$603
4180	OFFICIAL FUNCTIONS	\$1,111	\$3,273	\$3,273	\$3,273
4220	REGISTRATION FEES	\$105	\$691	\$691	\$691
4221	OTHER EDUCATIONAL - W2 RPT	\$441	\$0	\$0	\$0
<b>TOTAL EXPENDITURES DENOTED IN OBJECT CODES</b>		<b>\$5,000</b>	<b>\$5,000</b>	<b>\$5,000</b>	<b>\$5,000</b>
Transfers		\$0	\$0	\$0	\$0
Roll Forwards		\$0	\$0	\$0	\$0
<b>TOTAL EXPENDITURES FOR LINE ITEM</b>		<b>\$5,000</b>	<b>\$5,000</b>	<b>\$5,000</b>	<b>\$5,000</b>
<b>TOTAL SPENDING AUTHORITY FOR LINE ITEM</b>		<b>\$5,000</b>	<b>\$5,000</b>	<b>\$5,000</b>	<b>\$5,000</b>
<b>AMOUNT UNDER/(OVER) EXPENDED</b>		<b>\$0</b>	<b>\$0</b>	<b>\$0</b>	<b>\$0</b>

DEPARTMENT OF STATE – Administration  
 Position and Object Code Detail

ADDRESS CONFIDENTIALITY PROGRAM

ADDRESS CONFIDENTIALITY PROGRAM		FY 2010-11 ACTUAL		FY 2011-12 ACTUAL		FY 2012-13 ESTIMATE		FY 2013-14 REQUEST	
<b>PERSONAL SERVICES</b>									
POSITION CODE	POSITION TYPE	EXPENDITURES	FTE	EXPENDITURES	FTE	EXPENDITURES	FTE	EXPENDITURES	FTE
H6G3XX	GENERAL PROFESSIONAL III	\$51,528	1.0	\$0	0.0	\$0	0.0	\$0	0.0
G3A4XX	ADMIN ASSISTANT III	\$15,653	0.5	\$0	0.0	\$0	0.0	\$0	0.0
<b>TOTAL FULL AND PART-TIME EMPLOYEE EXPENDITURES</b>		<b>\$67,181</b>	<b>1.5</b>	<b>\$0</b>	<b>0.0</b>	<b>\$0</b>	<b>0.0</b>	<b>\$0</b>	<b>0.0</b>
PERA Contributions		\$4,800		\$0		\$0		\$0	
Medicare		\$910		\$0		\$0		\$0	
Overtime Wages		\$0		\$0		\$0		\$0	
Shift Differential Wages		\$0		\$0		\$0		\$0	
State Temporary Employees		\$0		\$0		\$0		\$0	
Sick and Annual Leave Payouts		\$0		\$0		\$0		\$0	
Contract Services		\$725		\$0		\$0		\$0	
Furlough Wages		\$0		\$0		\$0		\$0	
Other Expenditures (specify as necessary)		\$0		\$0		\$0		\$0	
<b>TOTAL TEMPORARY, CONTRACT, AND OTHER EXPENDITURES</b>		<b>\$6,435</b>		<b>\$0</b>		<b>\$0</b>		<b>\$0</b>	
Pots Expenditures (excluding Salary Survey and Performance-based Pay already included above)		\$11,258		\$0					
Roll Forwards		\$0	\$0	\$0	\$0	\$0	\$0		
<b>TOTAL PERSONAL SERVICES EXPENDITURES FOR LINE ITEM</b>		<b>\$84,874</b>	<b>1.5</b>	<b>\$0</b>	<b>0.0</b>	<b>\$0</b>	<b>0.0</b>	<b>\$0</b>	<b>0.0</b>

DEPARTMENT OF STATE – Administration  
 Position and Object Code Detail

ADDRESS CONFIDENTIALITY PROGRAM  
 Continued

ADDRESS CONFIDENTIALITY PROGRAM		FY 2010-11 ACTUAL		FY 2011-12 ACTUAL		FY 2012-13 ESTIMATE		FY 2013-14 REQUEST	
<b>OPERATING EXPENSES</b>									
2513	IN-STATE PERS VEHICLE REIMBSMT		\$258		\$0		\$0		\$0
2510	IN-STATE TRAVEL		\$689		\$0		\$0		\$0
2512	IN-STATE PERS TRAVEL PER DIEM		\$68		\$0		\$0		\$0
2630	COMM SVCS FROM DIV OF TELECOM		\$27		\$0		\$0		\$0
2680	PRINTING/REPRODUCTION SERVICES		\$3,971		\$0		\$0		\$0
2820	OTHER PURCHASED SERVICES		\$1,785		\$0		\$0		\$0
3121	OFFICE SUPPLIES		\$5,284		\$0		\$0		\$0
3123	POSTAGE		\$25,014		\$0		\$0		\$0
3132	NONCAP OFFICE FURN/OFFICE SYST		\$479		\$0		\$0		\$0
4140	DUES AND MEMBERSHIPS		\$250		\$0		\$0		\$0
4220	REGISTRATION FEES		\$700		\$0		\$0		\$0
<b>TOTAL EXPENDITURES DENOTED IN OBJECT CODES</b>			<b>\$38,524</b>		<b>\$0</b>		<b>\$0</b>		<b>\$0</b>
<b>TOTAL EXPENDITURES FOR LINE ITEM</b>		<b>123,398</b>	<b>1.5</b>	<b>0</b>	<b>-</b>	<b>0</b>	<b>-</b>	<b>0</b>	<b>-</b>
<b>TOTAL SPENDING AUTHORITY FOR LINE ITEM</b>		<b>\$146,892</b>	<b>1.5</b>	<b>\$0</b>	<b>0.0</b>	<b>\$0</b>	<b>0.0</b>	<b>\$0</b>	<b>0.0</b>
<b>AMOUNT UNDER/(OVER) EXPENDED</b>		<b>\$23,494</b>	<b>0.0</b>	<b>\$0</b>	<b>0.0</b>	<b>\$0</b>	<b>0.0</b>	<b>\$0</b>	<b>0.0</b>

DEPARTMENT OF STATE – Special Purpose  
 Position and Object Code Detail

HELP AMERICA VOTE ACT PROGRAM

HELP AMERICA VOTE ACT PROGRAM		FY 2010-11 ACTUAL	FY 2011-12 ACTUAL	FY 2012-13 ESTIMATE	FY 2013-14 REQUEST				
<b>PERSONAL SERVICES</b>									
POSITION CODE	POSITION TYPE	EXPENDITURES	FTE	EXPENDITURES	FTE	EXPENDITURES	FTE	EXPENDITURES	FTE
H6G3XX	General Professional III	\$56,599	1.0	\$97,312	1.6	\$0	0.0	\$0	0.0
H6G4XX	General Professional IV	\$64,302	1.0	\$0	0.0	\$0	0.0	\$0	0.0
H6G5XX	General Professional V	\$0	0.0	\$54,040	0.8	\$0	0.0	\$0	0.0
H2I6XX	IT Professional IV	\$39,285	0.5	\$123,744	1.2	\$0	0.0	\$0	0.0
H2I7XX	IT Professional V	\$0	0.0	\$30,427	0.3	\$0	0.0	\$0	0.0
H4M2TX	Technician II	\$0	0.0	\$17,413	0.4	\$0	0.0	\$0	0.0
H4M3XX	Technician III	\$93,613	1.5	\$115,323	2.3	\$0	0.0	\$0	0.0
H2I4XX	IT Professional II	\$0	0.0	\$43,244	0.6	\$0	0.0	\$0	0.0
H2I5XX	IT Professional III	\$0	0.0	\$39,189	0.5	\$0	0.0	\$0	0.0
<b>TOTAL FULL AND PART-TIME EMPLOYEE EXPENDITURES</b>		<b>\$253,799</b>	<b>4.0</b>	<b>\$520,692</b>	<b>7.9</b>	<b>\$0</b>	<b>0.0</b>	<b>\$0</b>	<b>0.0</b>
PERA Contributions		\$18,519		\$38,662		\$0		\$0	
Medicare		\$3,510		\$7,492		\$0		\$0	
Overtime Wages		\$0		\$0		\$0		\$0	
Shift Differential Wages		\$0		\$0		\$0		\$0	
State Temporary Employees		\$0		\$0		\$0		\$0	
Sick and Annual Leave Payouts		\$987		\$0		\$0		\$0	
Contract Services		\$1,428,817		\$424,087		\$0		\$0	
Furlough Wages		\$0		\$0		\$0		\$0	
Other Expenditures (specify as necessary)		\$0		\$8,000		\$0		\$0	
<b>TOTAL TEMPORARY, CONTRACT, AND OTHER EXPENDITURES</b>		<b>\$1,451,833</b>	<b>0.0</b>	<b>\$478,241</b>	<b>0.0</b>	<b>\$0</b>	<b>0.0</b>	<b>\$0</b>	<b>0.0</b>

DEPARTMENT OF STATE – Special Purpose  
 Position and Object Code Detail

HELP AMERICA VOTE ACT PROGRAM  
 Continued

HELP AMERICA VOTE ACT PROGRAM		FY 2010-11 ACTUAL		FY 2011-12 ACTUAL		FY 2012-13 ESTIMATE		FY 2013-14 REQUEST	
Pots Expenditures (excluding Salary Survey and Performance-based Pay already included above)		\$31,555		\$65,481					
Roll Forwards		\$0	\$0	\$0	\$0	\$0	\$0		
<b>TOTAL PERSONAL SERVICES EXPENDITURES FOR LINE ITEM</b>		<b>\$1,737,187</b>	<b>4.0</b>	<b>\$1,064,414</b>	<b>7.9</b>	<b>\$0</b>	<b>0.0</b>	<b>\$0</b>	<b>0.0</b>
<b>OPERATING EXPENSES</b>									
2513	IN-STATE PERS VEHICLE REIMBSMT		\$17		\$639		\$645		\$645
2231	IT HARDWARE MAINT/REPAIR SVCS		\$125,365		\$487		\$492		\$492
2232	IT SOFTWARE MNTC/UPGRADE SVCS		\$248,478		\$225,184		\$227,416		\$227,416
2255	RENTAL OF BUILDINGS		\$0		\$42,559		\$42,981		\$42,981
2267	RENTAL OF IT SOFTWARE - SERVER		\$34,320		\$0		\$0		\$0
2510	IN-STATE TRAVEL		\$67		\$1,350		\$1,363		\$1,363
2512	IN-STATE PERS TRAVEL PER DIEM		\$41		\$808		\$816		\$816
2520	IN-STATE TRAVEL/NON-EMPLOYEE		\$31		\$50		\$50		\$50
2523	IS/NON-EMPL - PERS VEH REIMB		\$121		\$317		\$320		\$320
2530	OUT-OF-STATE TRAVEL		\$0		(\$1,563)		\$1,579		\$1,579
2540	OUT-OF-STATE TRAVEL/NON-EMPL		\$0		\$3,126		\$0		\$0
2630	COMM SVCS FROM DIV OF TELECOM		\$2,533		\$2,620		\$2,646		\$2,646
2631	COMM SVCS FROM OUTSIDE SOURCES		\$371		\$7,593		\$7,668		\$7,668



**DEPARTMENT OF STATE – Special Purpose**  
*Position and Object Code Detail*

**HELP AMERICA VOTE ACT PROGRAM**  
*Continued*

<b>HELP AMERICA VOTE ACT PROGRAM</b>		<b>FY 2010-11 ACTUAL</b>		<b>FY 2011-12 ACTUAL</b>		<b>FY 2012-13 ESTIMATE</b>		<b>FY 2013-14 REQUEST</b>	
2641	OTHER ADP BILLINGS-PURCH SERV	\$13,370		\$1,080		\$1,091		\$1,091	
2680	PRINTING/REPRODUCTION SERVICES	\$0		\$5		\$5		\$5	
2820	OTHER PURCHASED SERVICES	\$834		\$1,150		\$1,161		\$1,161	
3116	NONCAP IT - PURCHASED PC SW	\$0		\$1,890		\$1,909		\$1,909	
3121	OFFICE SUPPLIES	\$481		\$521		\$526		\$526	
3123	POSTAGE	\$69		\$97		\$98		\$98	
3142	NONCAPITALIZED IT - NETWORK	\$16,768		\$0		\$0		\$0	
3143	NONCAPITALIZED IT - OTHER	\$2,834		\$2,226		\$2,248		\$2,248	
3146	NONCAP IT-PURCHASED SERVER SW	\$11,633		\$55,037		\$55,583		\$55,583	
4140	DUES AND MEMBERSHIPS	\$0		\$185		\$187		\$187	
4180	OFFICIAL FUNCTIONS	\$321		\$118		\$119		\$119	
4220	REGISTRATION FEES	\$1,208		\$315		\$318		\$318	
5120	GRANTS-COUNTIES	\$117,542		\$0		\$0		\$0	
6212	IT SERVERS - DIRECT PURCHASE	\$300,154		\$0		\$0		\$0	
6214	IT OTHER - DIRECT PURCHASE	\$17,890		\$0		\$0		\$0	
6216	IT SERVER SW - DIRECT PURCHASE	\$49,800		\$0		\$0		\$0	
<b>TOTAL EXPENDITURES DENOTED IN OBJECT CODES</b>		<b>\$944,247</b>		<b>\$345,794</b>		<b>\$349,222</b>		<b>\$349,222</b>	
<b>TOTAL EXPENDITURES FOR LINE ITEM</b>		<b>2,681,433</b>	<b>4.0</b>	<b>1,410,209</b>	<b>7.9</b>	<b>349,222</b>	<b>-</b>	<b>349,222</b>	<b>-</b>
<b>TOTAL SPENDING AUTHORITY FOR LINE ITEM</b>		<b>\$2,681,433</b>	<b>4.0</b>	<b>\$1,410,209</b>	<b>7.9</b>	<b>\$349,222</b>	<b>0.0</b>	<b>\$349,222</b>	<b>0.0</b>
<b>AMOUNT UNDER/(OVER) EXPENDED</b>		<b>\$0</b>	<b>0.0</b>	<b>\$0</b>	<b>0.0</b>	<b>\$0</b>	<b>0.0</b>	<b>\$0</b>	<b>0.0</b>

**DEPARTMENT OF STATE – Special Purpose**  
*Position and Object Code Detail*

**LOCAL ELECTION REIMBURSEMENT**

<b>OBJECT CODE</b>	<b>OBJECT CODE DESCRIPTION</b>	<b>FY 2010-11 ACTUAL</b>	<b>FY 2011-12 ACTUAL</b>	<b>FY 2012-13 ESTIMATE</b>	<b>FY 2013-14 REQUEST</b>
5520	DISTRIBUTIONS-COUNTIES	\$1,666,033	\$1,541,360	\$1,958,827	\$1,958,827
<b>TOTAL EXPENDITURES DENOTED IN OBJECT CODES</b>		<b>\$1,666,033</b>	<b>\$1,541,360</b>	<b>\$1,958,827</b>	<b>\$1,958,827</b>
Transfers		\$0	\$0	\$0	\$0
Roll Forwards		\$0	\$0	\$0	\$0
<b>TOTAL EXPENDITURES FOR LINE ITEM</b>		<b>\$1,666,033</b>	<b>\$1,541,360</b>	<b>\$1,958,827</b>	<b>\$1,958,827</b>
<b>TOTAL SPENDING AUTHORITY FOR LINE ITEM</b>		<b>\$1,725,699</b>	<b>\$1,725,699</b>	<b>\$1,958,827</b>	<b>\$1,958,827</b>
<b>AMOUNT UNDER/(OVER) EXPENDED</b>		<b>\$59,667</b>	<b>\$184,339</b>	<b>\$0</b>	<b>\$0</b>

**DEPARTMENT OF STATE – Special Purpose**  
*Position and Object Code Detail*

**INITIATIVE & REFERENDUM**

<b>OBJECT CODE</b>	<b>OBJECT CODE DESCRIPTION</b>	<b>FY 2010-11 ACTUAL</b>	<b>FY 2011-12 ACTUAL</b>	<b>FY 2012-13 ESTIMATE</b>	<b>FY 2013-14 REQUEST</b>
2513	IN-STATE PERS VEHICLE REIMBSMT	\$0	\$238	\$0	\$0
1910	PERSONAL SVCS - TEMPORARY SVCS	\$40,493	\$184,015	\$250,000	\$250,000
<b>TOTAL EXPENDITURES DENOTED IN OBJECT CODES</b>		<b>\$40,493</b>	<b>\$184,253</b>	<b>\$250,000</b>	<b>\$250,000</b>
Transfers		\$0	\$0	\$0	\$0
Roll Forwards		\$0	\$0	\$0	\$0
<b>TOTAL EXPENDITURES FOR LINE ITEM</b>		<b>\$40,493</b>	<b>\$184,253</b>	<b>\$250,000</b>	<b>\$250,000</b>
<b>TOTAL SPENDING AUTHORITY FOR LINE ITEM</b>		<b>\$250,000</b>	<b>\$234,000</b>	<b>\$250,000</b>	<b>\$250,000</b>
<b>AMOUNT UNDER/(OVER) EXPENDED</b>		<b>\$209,507</b>	<b>\$49,747</b>	<b>\$0</b>	<b>\$0</b>

DEPARTMENT OF STATE – Information Technology Services  
 Position and Object Code Detail

PERSONAL SERVICES

PERSONAL SERVICES		FY 2010-11 ACTUAL		FY 2011-12 ACTUAL		FY 2012-13 ESTIMATE		FY 2013-14 REQUEST	
POSITION CODE	POSITION TYPE	EXPENDITURES	FTE	EXPENDITURES	FTE	EXPENDITURES	FTE	EXPENDITURES	FTE
G2A3XX	Computer Operator II	\$40,000	1.0	\$27,266	0.7	\$0	0.0	\$0	0.0
P1A1XX	Temporary Aide	\$0	0.0	\$11,538	0.2	\$0	0.0	\$0	0.0
H211IX	IT Technician I	\$0	0.0	\$20,341	0.4	\$54,072	1.0	\$54,072	1.0
H213XX	IT Professional I	\$0	0.0	\$17,347	0.3	\$118,596	2.0	\$118,596	2.0
H214XX	IT Professional II	\$395,039	6.0	\$418,855	6.4	\$459,048	7.0	\$459,048	7.0
H215XX	IT Professional III	\$740,130	10.0	\$834,643	10.4	\$1,007,856	13.0	\$1,007,856	13.0
H216XX	IT Professional IV	\$265,680	3.0	\$323,197	3.5	\$375,432	4.0	\$375,432	4.0
H217XX	IT Professional V	\$198,480	2.0	\$214,950	2.0	\$308,628	3.0	\$308,628	3.0
H218XX	IT Professional VI	\$110,244	1.0	\$110,944	1.0	\$110,244	1.0	\$110,244	1.0
H212TX	IT Technician II	\$209,165	4.0	\$95,375	1.8	\$161,448	3.0	\$161,448	3.0
H6G8XX	Management	\$154,705	1.0	\$145,476	1.0	\$144,876	1.0	\$144,876	1.0
<b>TOTAL FULL AND PART-TIME EMPLOYEE EXPENDITURES</b>		<b>\$2,113,443</b>	<b>28.0</b>	<b>\$2,219,932</b>	<b>27.6</b>	<b>\$2,740,200</b>	<b>35.0</b>	<b>\$2,740,200</b>	<b>35.0</b>
PERA Contributions		\$154,459		\$162,596		\$287,955		\$287,955	
Medicare		\$28,008		\$29,745		\$41,136		\$41,136	
Overtime Wages		\$0		\$0		\$0		\$0	
Shift Differential Wages		\$0		\$0		\$0		\$0	
State Temporary Employees		\$0		\$0		\$0		\$0	
Sick and Annual Leave Payouts		\$0		\$4,171		\$0		\$0	
Contract Services		\$817,687		\$549,194		\$1,573,966		\$1,699,611	
Furlough Wages		\$0		\$0		\$0		\$0	
Other Expenditures (specify as necessary)		\$9,595		\$0		\$0		\$0	
<b>TOTAL TEMPORARY, CONTRACT, AND OTHER EXPENDITURES</b>		<b>\$1,009,748</b>	<b>0.0</b>	<b>\$745,705</b>	<b>0.0</b>	<b>\$1,903,057</b>	<b>0.0</b>	<b>\$2,028,702</b>	<b>0.0</b>

**DEPARTMENT OF STATE – Information Technology Services**  
*Position and Object Code Detail*

**PERSONAL SERVICES**  
*Continued*

<b>PERSONAL SERVICES</b>	<b>FY 2010-11 ACTUAL</b>		<b>FY 2011-12 ACTUAL</b>		<b>FY 2012-13 ESTIMATE</b>		<b>FY 2013-14 REQUEST</b>	
Pots Expenditures (excluding Salary Survey and Performance-based Pay already included above)	\$47,858		\$6,536					
Roll Forwards	\$0	\$0	\$0		\$0	\$0		
<b>TOTAL EXPENDITURES FOR LINE ITEM</b>	<b>\$3,171,049</b>	<b>28.0</b>	<b>\$2,972,174</b>	<b>27.6</b>	<b>\$4,643,257</b>	<b>35.0</b>	<b>\$4,768,902</b>	<b>35.0</b>
<b>TOTAL SPENDING AUTHORITY FOR LINE ITEM</b>	<b>\$3,197,313</b>	<b>31.1</b>	<b>\$3,056,996</b>	<b>29.9</b>	<b>\$4,643,257</b>	<b>34.0</b>	<b>\$4,768,902</b>	<b>34.0</b>
<b>AMOUNT UNDER/(OVER) EXPENDED</b>	<b>\$26,264</b>	<b>3.1</b>	<b>\$84,822</b>	<b>2.3</b>	<b>\$0</b>	<b>(1.0)</b>	<b>\$0</b>	<b>(1.0)</b>

**DEPARTMENT OF STATE – Information Technology Services**  
*Position and Object Code Detail*

**OPERATING EXPENSES**

<b>OBJECT CODE</b>	<b>OBJECT CODE DESCRIPTION</b>	<b>FY 2010-11 ACTUAL</b>	<b>FY 2011-12 ACTUAL</b>	<b>FY 2012-13 ESTIMATE</b>	<b>FY 2013-14 REQUEST</b>
2513	IN-STATE PERS VEHICLE REIMBSMT	\$0	\$305	\$311	\$311
2210	OTHER MAINTENANCE/REPAIR SVCS	\$32,223	\$34,243	\$34,926	\$34,926
2220	BLDG MAINTENANCE/REPAIR SVCS	\$406	\$0	\$0	\$0
2230	EQUIP MAINTENANCE/REPAIR SVCS	\$1,677	\$1,619	\$1,652	\$1,652
2231	IT HARDWARE MAINT/REPAIR SVCS	\$5,393	\$0	\$0	\$0
2255	RENTAL OF BUILDINGS	\$0	(\$3,120)	\$0	\$0
2262	RENTAL OF IT EQUIP - NETWORK	\$1,884	\$0	\$0	\$0
2267	RENTAL OF IT SOFTWARE - SERVER	\$15,120	\$0	\$0	\$0
2268	RENTAL OF IT SOFTWARE- NETWORK	\$11,324	\$80,000	\$81,594	\$81,594
2510	IN-STATE TRAVEL	\$0	\$647	\$659	\$659
2512	IN-STATE PERS TRAVEL PER DIEM	\$0	\$15	\$15	\$15
2515	STATE-OWNED VEHICLE CHARGE	\$118	\$0	\$0	\$0
2530	OUT-OF-STATE TRAVEL	\$0	\$1,463	\$1,492	\$1,492
2531	OS COMMON CARRIER FARES	\$0	\$1,147	\$1,170	\$1,170
2532	OS PERSONAL TRAVEL PER DIEM	\$0	\$319	\$325	\$325
2533	OS PERS VEHICLE REIMBURSEMENT	\$0	\$127	\$129	\$129
2540	OUT-OF-STATE TRAVEL/NON-EMPL	\$20	\$0	\$0	\$0
2541	OS/NON-EMPL - COMMON CARRIER	\$304	\$0	\$0	\$0
2542	OS/NON-EMPL - PERS PER DIEM	\$48	\$0	\$0	\$0
2550	OUT-OF-COUNTRY TRAVEL	\$953	\$0	\$0	\$0
2551	OC COMMON CARRIER FARES	\$871	\$0	\$0	\$0
2552	OC PERS TRAVEL REIMBURSEMENT	\$159	\$0	\$0	\$0
2610	ADVERTISING	\$2,725	\$125	\$127	\$127
2630	COMM SVCS FROM DIV OF TELECOM	\$16,356	\$5,799	\$5,915	\$5,915
2631	COMM SVCS FROM OUTSIDE SOURCES	\$32,366	\$21,270	\$21,693	\$21,693

**DEPARTMENT OF STATE – Information Technology Services**  
*Position and Object Code Detail*

**OPERATING EXPENSES**  
*Continued*

<b>OBJECT CODE</b>	<b>OBJECT CODE DESCRIPTION</b>	<b>FY 2010-11 ACTUAL</b>	<b>FY 2011-12 ACTUAL</b>	<b>FY 2012-13 ESTIMATE</b>	<b>FY 2013-14 REQUEST</b>
2641	OTHER ADP BILLINGS-PURCH SERV	\$0	\$12,950	\$13,208	\$13,208
2680	PRINTING/REPRODUCTION SERVICES	\$1,378	\$2,404	\$2,452	\$2,452
2810	FREIGHT	\$341	\$1,003	\$1,023	\$1,023
2820	OTHER PURCHASED SERVICES	\$9,874	\$33,072	\$33,731	\$33,731
3110	OTHER SUPPLIES & MATERIALS	\$477	\$1,156	\$1,179	\$1,179
3115	DATA PROCESSING SUPPLIES	\$11,589	\$8,870	\$9,047	\$9,047
3116	NONCAP IT - PURCHASED PC SW	\$15,574	\$1,101	\$1,123	\$1,123
3120	BOOKS/PERIODICALS/SUBSCRIPTION	\$1,558	\$905	\$923	\$923
3121	OFFICE SUPPLIES	\$4,667	\$4,554	\$4,644	\$4,644
3123	POSTAGE	\$248	\$305	\$311	\$311
3124	PRINTING/COPY SUPPLIES	\$4,961	\$9,308	\$9,493	\$9,493
3126	REPAIR & MAINTENANCE SUPPLIES	\$1,164	\$0	\$0	\$0
3128	NONCAPITALIZED EQUIPMENT	\$6,375	\$10,300	\$10,506	\$10,506
3132	NONCAP OFFICE FURN/OFFICE SYST	\$7,262	\$0	\$0	\$0
3140	NONCAPITALIZED IT - PC'S	\$20,796	\$32,034	\$32,673	\$32,673
3141	NONCAPITALIZED IT - SERVERS	\$0	\$54,867	\$52,778.42	\$52,778
3142	NONCAPITALIZED IT - NETWORK	\$15,884	\$1,694	\$1,728	\$1,728
3143	NONCAPITALIZED IT - OTHER	\$19,222	\$48,093	\$49,051	\$49,051
3146	NONCAP IT-PURCHASED SERVER SW	\$1,417	\$41,540	\$42,368	\$42,368
3147	NONCAP IT-PURCHASED NETWORK SW	\$159	\$0	\$0	\$0
3940	ELECTRICITY	\$65,751	\$44,281	\$45,163	\$45,163
4111	PRIZES AND AWARDS	\$0	\$26	\$27	\$27
4140	DUES AND MEMBERSHIPS	\$25	\$154	\$157	\$157
4170	MISCELLANEOUS FEES AND FINES	\$0	\$2	\$2	\$2

**DEPARTMENT OF STATE – Information Technology Services**  
*Position and Object Code Detail*

**OPERATING EXPENSES**  
*Continued*

<b>OBJECT CODE</b>	<b>OBJECT CODE DESCRIPTION</b>	<b>FY 2010-11 ACTUAL</b>	<b>FY 2011-12 ACTUAL</b>	<b>FY 2012-13 ESTIMATE</b>	<b>FY 2013-14 REQUEST</b>
4180	OFFICIAL FUNCTIONS	\$0	\$163	\$166	\$166
4220	REGISTRATION FEES	\$66,140	\$18,040	\$18,400	\$18,400
<b>TOTAL EXPENDITURES DENOTED IN OBJECT CODES</b>		<b>\$376,807</b>	<b>\$470,780</b>	<b>\$480,162</b>	<b>\$480,162</b>
Transfers		\$0	\$0	\$0	\$0
Roll Forwards		\$0	\$0	\$0	\$0
<b>TOTAL EXPENDITURES FOR LINE ITEM</b>		<b>\$376,807</b>	<b>\$470,780</b>	<b>\$480,162</b>	<b>\$480,162</b>
<b>TOTAL SPENDING AUTHORITY FOR LINE ITEM</b>		<b>\$476,362</b>	<b>\$476,362</b>	<b>\$480,162</b>	<b>\$480,162</b>
<b>AMOUNT UNDER/(OVER) EXPENDED</b>		<b>\$99,555</b>	<b>\$5,582</b>	<b>\$0</b>	<b>\$0</b>



DEPARTMENT OF STATE – Information Technology Services  
 Position and Object Code Detail

HARDWARE/SOFTWARE MAINT

OBJECT CODE	OBJECT CODE DESCRIPTION	FY 2010-11 ACTUAL	FY 2011-12 ACTUAL	FY 2012-13 ESTIMATE	FY 2013-14 REQUEST
2230	EQUIP MAINTENANCE/REPAIR SVCS	\$2,742	\$1,129	\$1,731	\$1,731
2231	IT HARDWARE MAINT/REPAIR SVCS	\$218,228	\$177,842	\$272,806	\$272,806
2232	IT SOFTWARE MNTC/UPGRADE SVCS	\$657,260	\$745,406	\$1,143,434	\$1,143,434
2262	RENTAL OF IT EQUIP - NETWORK	\$0	\$1,884	\$2,890	\$2,890
2268	RENTAL OF IT SOFTWARE- NETWORK	\$0	\$11,324	\$17,371	\$17,371
3116	NONCAP IT - PURCHASED PC SW	\$0	\$5,453	\$8,365	\$8,365
6212	IT SERVERS - DIRECT PURCHASE	\$0	\$6,697	\$10,273	\$10,273
<b>TOTAL EXPENDITURES DENOTED IN OBJECT CODES</b>		<b>\$878,230</b>	<b>\$949,735</b>	<b>\$1,456,870</b>	<b>\$1,456,870</b>
Transfers		\$0	\$0	\$0	\$0
Roll Forwards		\$0	\$0	\$0	\$0
<b>TOTAL EXPENDITURES FOR LINE ITEM</b>		<b>\$878,230</b>	<b>\$949,735</b>	<b>\$1,456,870</b>	<b>\$1,456,870</b>
<b>TOTAL SPENDING AUTHORITY FOR LINE ITEM</b>		<b>\$878,230</b>	<b>\$958,230</b>	<b>\$1,456,870</b>	<b>\$1,456,870</b>
<b>AMOUNT UNDER/(OVER) EXPENDED</b>		<b>\$0</b>	<b>\$8,495</b>	<b>\$0</b>	<b>\$0</b>

DEPARTMENT OF STATE – Information Technology Services  
 Position and Object Code Detail

INFORMATION TECHNOLOGY  
 ASSET MANAGEMENT

OBJECT CODE	OBJECT CODE DESCRIPTION	FY 2010-11 ACTUAL	FY 2011-12 ACTUAL	FY 2012-13 ESTIMATE	FY 2013-14 REQUEST
2232	IT SOFTWARE MNTC/UPGRADE SVCS	\$267	\$0	\$0	\$0
3116	NONCAP IT - PURCHASED PC SW	\$9,156	\$0	\$0	\$0
3141	NONCAPITALIZED IT - SERVERS	\$0	\$76,727	\$77,364	\$77,364
3142	NONCAPITALIZED IT - NETWORK	\$1,398	\$0	\$0	\$0
3143	NONCAPITALIZED IT - OTHER	\$10,114	\$0	\$0	\$0
3146	NONCAP IT-PURCHASED SERVER SW	\$0	\$32,187	\$32,454	\$32,454
3147	NONCAP IT-PURCHASED NETWORK SW	\$9,900	\$0	\$0	\$0
6212	IT SERVERS - DIRECT PURCHASE	\$232,959	\$90,135	\$90,883	\$90,883
6213	IT PC SW - DIRECT PURCHASE	\$9,034	\$0	\$0	\$0
6214	IT OTHER - DIRECT PURCHASE	\$25,090	\$242,701	\$244,716	\$244,716
6215	IT NETWORK - DIRECT PURCHASE	\$123,376	\$0	\$0	\$0
<b>TOTAL EXPENDITURES DENOTED IN OBJECT CODES</b>		<b>\$421,294</b>	<b>\$441,750</b>	<b>\$445,418</b>	<b>\$445,418</b>
Transfers		\$0	\$0	\$0	\$0
Roll Forwards		\$0	\$0	\$0	\$0
<b>TOTAL EXPENDITURES FOR LINE ITEM</b>		<b>\$421,294</b>	<b>\$441,750</b>	<b>\$445,418</b>	<b>\$445,418</b>
<b>TOTAL SPENDING AUTHORITY FOR LINE ITEM</b>		<b>\$445,418</b>	<b>\$445,418</b>	<b>\$445,418</b>	<b>\$445,418</b>
<b>AMOUNT UNDER/(OVER) EXPENDED</b>		<b>\$24,124</b>	<b>\$3,668</b>	<b>\$0</b>	<b>\$0</b>

**DEPARTMENT OF STATE – Statewide Disaster Recovery**  
*Position and Object Code Detail*

**LEASED SPACE**

<b>OBJECT CODE</b>	<b>OBJECT CODE DESCRIPTION</b>	<b>FY 2010-11 ACTUAL</b>	<b>FY 2011-12 ACTUAL</b>	<b>FY 2012-13 ESTIMATE</b>	<b>FY 2013-14 REQUEST</b>
2255	RENTAL OF BUILDINGS	\$1,913,072	\$1,576,523	\$776,497	\$0
<b>TOTAL EXPENDITURES DENOTED IN OBJECT CODES</b>		<b>\$1,913,072</b>	<b>\$1,576,523</b>	<b>\$776,497</b>	<b>\$0</b>
Transfers		\$0	\$0	\$0	\$0
Roll Forwards		\$0	\$0	\$0	\$0
<b>TOTAL EXPENDITURES FOR LINE ITEM</b>		<b>\$1,913,072</b>	<b>\$1,576,523</b>	<b>\$776,497</b>	<b>\$0</b>
<b>TOTAL SPENDING AUTHORITY FOR LINE ITEM</b>		<b>\$1,913,077</b>	<b>\$1,576,523</b>	<b>\$776,497</b>	<b>\$0</b>
<b>AMOUNT UNDER/(OVER) EXPENDED</b>		<b>\$5</b>	<b>\$0</b>	<b>\$0</b>	<b>\$0</b>

**DEPARTMENT OF STATE FY2013–14  
LINE ITEM TO STATUTE**

**SCHEDULE 5**

<b>1 – ADMINISTRATION</b>		
<b>LINE ITEM NAME</b>	<b>LINE ITEM DESCRIPTION</b>	<b>STATUTORY CITATION</b>
Personal Services	Payment of ongoing salaries for management and other services of the department	24-50-101 et seq C.R.S. (2012)
Health, Life and Dental Insurance	State's contribution to health, life, and dental benefits for employees within the department	24-50-601 C.R.S. (2012)
Short Term Disability	State contribution for employee short term illness	24-50-603 C.R.S. (2012)
SB 04-257 Amortization Equalization Disbursement	Supplemental Payment to PERA	23-21-508 C.R.S. (2012)
SB 06-235 Supplemental Amortization Equalization Disbursement	Supplemental Payment to PERA	24-51-411 C.R.S. (2012)
Workers' Compensation	Payment of insurance to cover employee projected and current losses	24-10-1510 C.R.S. (2012)
Operating Expenses	Consumable supplies and materials used for general day-to-day operations	24-21-101 C.R.S. (2012)
Legal Services for 7,118 hours	Purchase of Legal Services from the Department of Law	24-31-101; 24-31-108(1) C.R.S. (2012)
Administrative Law Judge Services	Payment for Administrative Law Judge Services	24-30-1002 C.R.S. (2012)
Purchase of Services from Computer Center	Payments for automated data processing services from GGCC	24-30-1606 C.R.S. (2012)
Multi-use Network Payments	Payments for DPA's Multiuse Network allocation	24-30-908 C.R.S. (2012)
Payment to Risk Management and Property Funds	Insurance coverage for property and liability	24-30-1510 C.R.S. (2012)
Vehicle Lease Payments	Payment for lease or replacement of state-owned and operated vehicles	24-30-1104 (2) (IV) (k) C.R.S. (2012)
Leased Space	Use and acquisition of space pursuant to a rental agreement	24-30-1303 C.R.S. (2012)
Indirect Cost Assessment	Recoveries for state departments supporting the roles of the Department of State	24-82-101 C.R.S. (2012)
Discretionary Fund	Amounts allowed for elected officials according to statute	24-9-105 C.R.S. (2012)

**LINE ITEM TO STATUTE**

**SCHEDULE 5**

*Continued*

<b>2 - SPECIAL PURPOSE</b>		
<b>LINE ITEM NAME</b>	<b>LINE ITEM DESCRIPTION</b>	<b>STATUTORY CITATION</b>
Help America Vote Act Program	Funding for a statewide voter registration system and implementation of other requirements of the federal act	1-1-104(19.5) (a) (V), and (19.5) (a) (VI) C.R.S. (2012)
Local Election Reimbursement	Reimbursements to counties for a state ballot issue or state ballot question in an election (even or odd) year	1.5.505.5 C.R.S. (2012)
Initiative and Referendum	Funding to review petitions and determine sufficiency of signatures for placement on the ballot	1-40-101 C.R.S. (2012)

<b>3 - INFORMATION TECHNOLOGY SERVICES</b>		
<b>(A) INFORMATION TECHNOLOGY</b>		
<b>LINE ITEM NAME</b>	<b>LINE ITEM DESCRIPTION</b>	<b>STATUTORY CITATION</b>
Personal Services	Payment of ongoing salaries for management and other services of the department	24-50-101 et seq C.R.S. (2012)
Operating Expenses	Consumable supplies and materials used for general day-to-day operations	24-21-101 C.R.S. (2012)
Hardware/Software Maintenance	Payments for hardware and software maintenance	24-21-101 C.R.S. (2012)
Asset Management	Payments for computer and systems replacement	24-21-101 C.R.S. (2012)

<b>(B) STATEWIDE DISASTER RECOVERY CENTER</b>		
<b>LINE ITEM NAME</b>	<b>LINE ITEM DESCRIPTION</b>	<b>STATUTORY CITATION</b>
Leased Space	Use and acquisition of space pursuant to a rental agreement	24-30-201 C.R.S. and 24-21-101 C.R.S. and 24-37.5-104 C.R.S. (2012)

DEPARTMENT OF STATE FY2013-14  
SPECIAL BILLS SUMMARY

SCHEDULE 6

BILL NUMBER	SHORT BILL TITLE	LINE ITEMS	FTE	TOTAL FUNDS	GENERAL FUND	GENERAL FUND EXEMPT	CASH FUNDS	CASH FUNDS EXEMPT / REAPPROPRIATED FUNDS	FEDERAL FUNDS
<b>FY 2012-13</b>									
<b>SB 12-123</b>	Business Efficiency Suite	<b>(3A) Information Technology Services</b>							
		Personal Services (Contract Programming)	0.0	\$525,788	\$0	\$0	\$525,788	\$0	\$0
		<b>TOTAL SB 12-123</b>	<b>0.0</b>	<b>\$525,788</b>	<b>\$0</b>	<b>\$0</b>	<b>\$525,788</b>	<b>\$0</b>	<b>\$0</b>
<b>HB 12-1209</b>	Uniform Electronic Legal Material Act	<b>(3A) Information Technology Services</b>							
		Personal Services (Contract Programming)	0.0	\$198,912	\$0	\$0	\$198,912	\$0	\$0
		<b>TOTAL HB 12-1209</b>	<b>0.0</b>	<b>\$198,912</b>	<b>\$0</b>	<b>\$0</b>	<b>\$198,912</b>	<b>\$0</b>	<b>\$0</b>
<b>HB 12-1143</b>	Adjust Local Election Reimbursement to Counties	<b>(2) Special Purpose</b>							
		Local Election Reimbursement	0.0	\$233,128	\$0	\$0	\$233,128	\$0	\$0
		<b>TOTAL HB 12-1143</b>	<b>0.0</b>	<b>\$233,128</b>	<b>\$0</b>	<b>\$0</b>	<b>\$233,128</b>	<b>\$0</b>	<b>\$0</b>
<b>HB 12-1236</b>	Regulation of Charitable Solicitations	<b>(3A) Information Technology Services</b>							
		Personal Services (Contract Programming)	0.0	\$41,440	\$0	\$0	\$41,440	\$0	\$0
		<b>TOTAL HB 12-1236</b>	<b>0.0</b>	<b>\$41,440</b>	<b>\$0</b>	<b>\$0</b>	<b>\$41,440</b>	<b>\$0</b>	<b>\$0</b>
<b>HB 12-1274</b>	Regulation of Notaries Public	<b>(3A) Information Technology Services</b>							
		Personal Services (Contract Programming)	0.0	\$22,400	\$0	\$0	\$22,400	\$0	\$0
		<b>TOTAL HB 12-1274</b>	<b>0.0</b>	<b>\$22,400</b>	<b>\$0</b>	<b>\$0</b>	<b>\$22,400</b>	<b>\$0</b>	<b>\$0</b>
<b>FY 2012-13 DEPARTMENT TOTAL</b>			<b>0.0</b>	<b>\$1,021,668</b>	<b>\$0</b>	<b>\$0</b>	<b>\$1,021,668</b>	<b>\$0</b>	<b>\$0</b>

**SPECIAL BILLS SUMMARY**

**SCHEDULE 6**

*Continued*

<b>FY 2011-2012</b>									
<b>SB 11-191</b>	Colorado Uniform Limited Coop Assn Act	<b>(3A) Information Technology Services</b>	0.0						
		Personal Services							
		(Contract Programming)		\$20,128			\$20,128		
		<b>TOTAL SB 11-191</b>	<b>0.0</b>	<b>\$20,128</b>	<b>\$0</b>	<b>\$0</b>	<b>\$20,128</b>	<b>\$0</b>	<b>\$0</b>
<b>HB 11-1095</b>	Security of On-line Business Filings	<b>(1) Administration</b>							
		Personal Services	1.0	\$76,303			\$76,303		
		Operating	0.0	\$284,653			\$284,653		
		<b>TOTAL HB 11-1095</b>	<b>1.0</b>	<b>\$360,956</b>	<b>\$0</b>	<b>\$0</b>	<b>\$360,956</b>	<b>\$0</b>	<b>\$0</b>
<b>HB 11-1080</b>	Transfer of ACP to DPA	<b>(1) Administration</b>							
		Address Confidentiality Program	(2.0)	(\$164,961)			(\$164,961)		
		<b>TOTAL HB 11-1080</b>	<b>(2.0)</b>	<b>(\$164,961)</b>	<b>\$0</b>	<b>\$0</b>	<b>(\$164,961)</b>	<b>\$0</b>	<b>\$0</b>
<b>SB 11-076</b>	2.5% Reduction in State PERA contribution	<b>(1) Administration</b>							
		Personal Services	0.0	(\$123,579)			(\$123,579)		
		<b>(3A) Information Technology Services</b>							
		Personal Services	0.0	(\$60,666)			(\$60,666)		
		<b>TOTAL SB 11-076</b>	<b>0.0</b>	<b>(\$184,245)</b>	<b>\$0</b>	<b>\$0</b>	<b>(\$184,245)</b>	<b>\$0</b>	<b>\$0</b>
<b>FY 2011-12 DEPARTMENT TOTAL</b>			<b>(1.0)</b>	<b>\$31,878</b>	<b>\$0</b>	<b>\$0</b>	<b>\$31,878</b>	<b>\$0</b>	<b>\$0</b>

**SPECIAL BILLS SUMMARY**

**SCHEDULE 6**

*Continued*

FY 2010-2011									
<b>SB 10-087</b>	Lobbyist Regulation	<b>(3A) Information Technology Services</b>	0.0						
		Personal Services							
		(Contract Programming)		\$32,560			\$32,560		
		<b>TOTAL SB 10-087</b>	<b>0.0</b>	<b>\$32,560</b>	<b>\$0</b>	<b>\$0</b>	<b>\$32,560</b>	<b>\$0</b>	<b>\$0</b>
<b>SB 10-143</b>	Refunds for Unclaimed Property	<b>(1) Administration</b>							
		Operating	0.0	\$1,000			\$1,000		
		<b>TOTAL SB 10-143</b>	<b>0.0</b>	<b>\$1,000</b>	<b>\$0</b>	<b>\$0</b>	<b>\$1,000</b>	<b>\$0</b>	<b>\$0</b>
<b>SB 10-148</b>	Transfer of e-Fort to OIT (DPA)	<b>(3B) Information Technology Services</b>							
		Personal Services	(2.0)	\$0			\$0		
		<b>TOTAL SB 10-203</b>	<b>(2.0)</b>	<b>\$0</b>	<b>\$0</b>	<b>\$0</b>	<b>\$0</b>	<b>\$0</b>	<b>\$0</b>
<b>SB 10-203</b>	Campaign Finance (Citizens United Court Case)	<b>(1) Administration</b>							
		Legal Services	0.0	\$4,522			\$4,522		
		Admin. Law Judges		\$4,500			\$4,500		
		<b>(3A) Information Technology Services</b>	0.0						
		Personal Services							
		(Contract Programming)		\$92,640			\$92,640		
		<b>TOTAL SB 10-203</b>	<b>0.0</b>	<b>\$101,662</b>	<b>\$0</b>	<b>\$0</b>	<b>\$101,662</b>	<b>\$0</b>	<b>\$0</b>
<b>HB 10-1403</b>	Commercial Notifications	<b>(3A) Information Technology Services</b>	0.0						
		Personal Services							
		(Contract Programming)		\$105,200			\$105,200		
		<b>TOTAL HB 10-1403</b>	<b>0.0</b>	<b>\$105,200</b>	<b>\$0</b>	<b>\$0</b>	<b>\$105,200</b>	<b>\$0</b>	<b>\$0</b>
<b>FY 2010-11 DEPARTMENT TOTAL</b>			<b>(2.0)</b>	<b>\$240,422</b>	<b>\$0</b>	<b>\$0</b>	<b>\$240,422</b>	<b>\$0</b>	<b>\$0</b>



DEPARTMENT OF STATE FY2013-14  
SUPPLEMENTAL BILLS SUMMARY

SCHEDULE 7

BILL NUMBER	LINE ITEMS	FTE	TOTAL FUNDS	GENERAL FUND	GENERAL FUND EXEMPT	CASH FUNDS	CASH FUNDS EXEMPT / REAPPROPRIATED FUNDS	FEDERAL FUNDS
<b>FY 2012-13</b>								
1331 Supplemental (Roll Forward)	<b>(1) Administration</b>							
	Operating Expenses	0.0	\$219,000	\$0	\$0	\$219,000	\$0	\$0
	<b>TOTAL</b>	<b>0.0</b>	<b>\$219,000</b>	<b>\$0</b>	<b>\$0</b>	<b>\$219,000</b>	<b>\$0</b>	<b>\$0</b>
	<b>(3) Information Technology Services</b>							
	Personal Services	0.0	\$69,090	\$0	\$0	\$69,090	\$0	\$0
	<b>TOTAL</b>	<b>0.0</b>	<b>\$69,090</b>	<b>\$0</b>	<b>\$0</b>	<b>\$69,090</b>	<b>\$0</b>	<b>\$0</b>
	<b>TOTAL 1331</b>	<b>0.0</b>	<b>\$288,090</b>	<b>\$0</b>	<b>\$0</b>	<b>\$288,090</b>	<b>\$0</b>	<b>\$0</b>
<b>FY 2011-12</b>								
1331 Supplemental Appropriation (Technical Error)	<b>(1) Administration</b>							
	Personal Services	0.0	\$327,160	\$0	\$0	\$327,160	\$0	\$0
	<b>TOTAL</b>	<b>0.0</b>	<b>\$327,160</b>	<b>\$0</b>	<b>\$0</b>	<b>\$327,160</b>	<b>\$0</b>	<b>\$0</b>
	<b>(3) Information Technology Services</b>							
	Personal Services	0.0	\$748,640	\$0	\$0	\$748,640	\$0	\$0
	<b>TOTAL</b>	<b>0.0</b>	<b>\$748,640</b>	<b>\$0</b>	<b>\$0</b>	<b>\$748,640</b>	<b>\$0</b>	<b>\$0</b>
	<b>TOTAL 1331</b>	<b>0.0</b>	<b>\$1,075,800</b>	<b>\$0</b>	<b>\$0</b>	<b>\$1,075,800</b>	<b>\$0</b>	<b>\$0</b>
<b>FY 2010-11</b>								
SB 11-153 Supplemental Adjustments	<b>(1) Administration</b>							
	Vehicle Lease Payments	0.0	\$108	\$0	\$0	\$108	\$0	\$0
	Address Confidentiality Program	0.0	\$29,346	\$0	\$0	\$29,346	\$0	\$0
	<b>TOTAL</b>	<b>0.0</b>	<b>\$29,454</b>	<b>\$0</b>	<b>\$0</b>	<b>\$29,454</b>	<b>\$0</b>	<b>\$0</b>
	<b>TOTAL SB 11-153</b>	<b>0.0</b>	<b>\$29,454</b>	<b>\$0</b>	<b>\$0</b>	<b>\$29,454</b>	<b>\$0</b>	<b>\$0</b>

DEPARTMENT OF STATE FY2013-14  
COMMON POLICY - TOTAL COMPENSATION

SCHEDULE 8

FISCAL YEAR	TOTAL FUNDS	GENERAL FUND	CASH FUNDS	CASH FUNDS EXEMPT	REAPPROPRIATED FUNDS
<b>LONG BILL GROUP #1: ADMINISTRATION</b>					
<b>FY 2013-14 (REQUEST FOR NOVEMBER 1, 2012)</b>					
Common Policy Item: Health, Life, Dental	\$890,374	\$0	\$890,374	\$0	\$0
Common Policy Item: Short Term Disability	\$15,275	\$0	\$15,275	\$0	\$0
Common Policy Item: Amortization Equalization Disbursement	\$297,124	\$0	\$297,124	\$0	\$0
Common Policy Item: Supplemental Amortization Equalization Disbursement	\$268,237	\$0	\$268,237	\$0	\$0
Common Policy Item: Performance Based Pay	\$114,623	\$0	\$114,623	\$0	\$0
Common Policy Item: Salary Survey and Senior Executive Service	\$138,267	\$0	\$138,267	\$0	\$0
Common Policy Item: Vehicle Lease Payments	\$2,963	\$0	\$2,963	\$0	\$0
Common Policy Item: Purchase of Services from Computer Center	\$159,578	\$0	\$159,578	\$0	\$0
Common Policy Item: Administrative Law Judge Services	\$30,797	\$0	\$30,797	\$0	\$0
Common Policy Item: Payments to Risk Management and Property Funds	\$41,027	\$0	\$41,027	\$0	\$0
Common Policy Item: Workers' Compensation	\$13,969	\$0	\$13,969	\$0	\$0
Common Policy Item: Indirect Cost Assessment	\$107,012	\$0	\$107,012	\$0	\$0
Common Policy Item: Multiuse Network Payments	\$75,116	\$0	\$75,116	\$0	\$0
<b>TOTAL REQUEST</b>	<b>\$2,154,362</b>	<b>\$0</b>	<b>\$2,154,362</b>	<b>\$0</b>	<b>\$0</b>
<b>TOTAL APPROPRIATED</b>	<b>\$0</b>		<b>\$0</b>	<b>\$0</b>	<b>\$0</b>
<b>NOVEMBER 1, 2012 - REQUEST</b>	<b>\$2,154,362</b>	<b>\$0</b>	<b>\$2,154,362</b>	<b>\$0</b>	<b>\$0</b>

**COMMON POLICY - TOTAL COMPENSATION**

**SCHEDULE 8**

*Continued*

<b>FISCAL YEAR</b>	<b>TOTAL FUNDS</b>	<b>GENERAL FUND</b>	<b>CASH FUNDS</b>	<b>CASH FUNDS EXEMPT</b>	<b>REAPPROPRIATED FUNDS</b>
<b>LONG BILL GROUP #1: ADMINISTRATION</b>					
<b>FY 2012-13 (ESTIMATE)</b>					
Common Policy Item: Health, Life, Dental	\$863,469	\$0	\$863,469	\$0	\$0
Common Policy Item: Short Term Disability	\$13,800	\$0	\$13,800	\$0	\$0
Common Policy Item: Amortization Equalization Disbursement	\$244,953	\$0	\$244,953	\$0	\$0
Common Policy Item: Supplemental Amortization Equalization Disbursement	\$210,507	\$0	\$210,507	\$0	\$0
Common Policy Item: Vehicle Lease Payments	\$2,963	\$0	\$2,963	\$0	\$0
Common Policy Item: Purchase of Services from Computer Center	\$102,789	\$0	\$102,789	\$0	\$0
Common Policy Item: Administrative Law Judge Services	\$114,624	\$0	\$114,624	\$0	\$0
Common Policy Item: Payments to Risk Management and Property Funds	\$27,906	\$0	\$27,906	\$0	\$0
Common Policy Item: Workers' Compensation	\$6,926	\$0	\$6,926	\$0	\$0
<b>TOTAL EXPENDITURES</b>	<b>\$1,587,937</b>	<b>\$0</b>	<b>\$1,587,937</b>	<b>\$0</b>	<b>\$0</b>
<b>TOTAL APPROPRIATED</b>	<b>\$1,587,937</b>		<b>\$1,587,937</b>	<b>\$0</b>	<b>\$0</b>
<b>(UNDER)/OVER EXPENDITURES</b>	<b>\$0</b>	<b>\$0</b>	<b>\$0</b>	<b>\$0</b>	<b>\$0</b>

**COMMON POLICY - TOTAL COMPENSATION**

**SCHEDULE 8**

*Continued*

<b>FISCAL YEAR</b>	<b>TOTAL FUNDS</b>	<b>GENERAL FUND</b>	<b>CASH FUNDS</b>	<b>CASH FUNDS EXEMPT</b>	<b>REAPPROPRIATED FUNDS</b>
<b>LONG BILL GROUP #1: ADMINISTRATION</b>					
<b>FY 2011-12</b>					
Common Policy Item: Health, Life, Dental	\$707,454	\$0	\$707,454	\$0	\$0
Common Policy Item: Short Term Disability	\$10,415	\$0	\$10,415	\$0	\$0
Common Policy Item: Amortization Equalization Disbursement	\$171,969	\$0	\$171,969	\$0	\$0
Common Policy Item: Supplemental Amortization Equalization Disbursement	\$129,979	\$0	\$129,979	\$0	\$0
Common Policy Item: Supplemental Performance Based Pay	\$0	\$0	\$0	\$0	\$0
Common Policy Item: Salary Survey and Senior Executive Service	\$0	\$0	\$0	\$0	\$0
<b>TOTAL EXPENDITURES</b>	<b>\$1,019,817</b>	<b>\$0</b>	<b>\$1,019,817</b>	<b>\$0</b>	<b>\$0</b>
<b>TOTAL APPROPRIATED</b>	<b>\$1,019,817</b>		<b>\$1,019,817</b>	<b>\$0</b>	<b>\$0</b>
<b>(UNDER)/OVER EXPENDITURES</b>	<b>\$0</b>	<b>\$0</b>	<b>\$0</b>	<b>\$0</b>	<b>\$0</b>
<b>FY 2010-11</b>					
Common Policy Item: Health, Life, Dental	\$794,967	\$0	\$794,967	\$0	\$0
Common Policy Item: Short Term Disability	\$13,819	\$0	\$13,819	\$0	\$0
Common Policy Item: Amortization Equalization Disbursement	\$191,701	\$0	\$191,701	\$0	\$0
Common Policy Item: Supplemental Amortization Equalization Disbursement	\$139,806	\$0	\$139,806	\$0	\$0
Common Policy Item: Supplemental Performance Based Pay	\$0	\$0	\$0	\$0	\$0
Common Policy Item: Salary Survey and Senior Executive Service	\$0	\$0	\$0	\$0	\$0
<b>TOTAL EXPENDITURES</b>	<b>\$1,140,292</b>	<b>\$0</b>	<b>\$1,140,292</b>	<b>\$0</b>	<b>\$0</b>
<b>TOTAL APPROPRIATED</b>	<b>\$1,021,100</b>		<b>\$1,021,100</b>	<b>\$0</b>	<b>\$0</b>
<b>(UNDER)/OVER EXPENDITURES</b>	<b>\$119,192</b>	<b>\$0</b>	<b>\$119,192</b>	<b>\$0</b>	<b>\$0</b>

DEPARTMENT OF STATE FY2013–14  
 CASH FUNDS REPORTS – Fund 200 – 24-21-104, C.R.S. (2012)

SCHEDULE 9

	<b>ACTUAL</b>	<b>ACTUAL</b>	<b>APPROPRIATED</b>	<b>REQUESTED</b>
	<b>FY 2010-11</b>	<b>FY 2011-12</b>	<b>FY 2012-13</b>	<b>FY 2013-14</b>
<b>YEAR BEGINNING FUND BALANCE (A)</b>	<b>\$4,852,298</b>	<b>\$6,230,101</b>	<b>\$7,009,733</b>	<b>\$5,191,585</b>
Changes in Cash Assets	(\$38,115)	\$566,078	(\$1,870,262)	(\$1,602,855)
Changes in Non-Cash Assets	\$0	\$0	\$0	\$0
Changes in Long-Term Assets	\$0	\$0	\$0	\$0
Changes in Total Liabilities	\$1,415,918	\$213,554	\$52,115	(\$56,355)
<b>TOTAL CHANGES TO FUND BALANCE</b>	<b>\$1,377,803</b>	<b>\$779,632</b>	<b>(\$1,818,147)</b>	<b>(\$1,659,211)</b>
<b>ASSETS TOTAL</b>	<b>\$8,303,369</b>	<b>\$8,869,446</b>	<b>\$6,999,184</b>	<b>\$5,396,329</b>
Cash (B)	\$8,303,369	\$8,869,446	\$6,999,184	\$5,396,329
Other Assets(Detail as necessary)	\$0	\$0	\$0	\$0
Receivables	\$0	\$0	\$0	\$0
<b>LIABILITIES TOTAL</b>	<b>\$2,073,268</b>	<b>\$1,859,714</b>	<b>\$1,807,599</b>	<b>\$1,863,954</b>
Cash Liabilities (C )	\$2,073,268	\$1,859,714	\$1,807,599	\$1,863,954
Long Term Liabilities	\$0	\$0	\$0	\$0
<b>ENDING FUND BALANCE (D)</b>	<b>\$6,230,101</b>	<b>\$7,009,733</b>	<b>\$5,191,585</b>	<b>\$3,532,375</b>
<b>LOGICAL TEST</b>	<b>TRUE</b>	<b>TRUE</b>	<b>TRUE</b>	<b>TRUE</b>
<b>NET CASH ASSETS - (B-C)</b>	<b>\$6,230,101</b>	<b>\$7,009,733</b>	<b>\$5,191,585</b>	<b>\$3,532,375</b>
<b>CHANGE FROM PRIOR YEAR FUND BALANCE (D-A)</b>	<b>\$1,377,803</b>	<b>\$779,632</b>	<b>(\$1,818,147)</b>	<b>(\$1,659,211)</b>

CASH FUNDS REPORTS – Fund 200 – 24-21-104, C.R.S. (2012)

SCHEDULE 9

Continued

	<b>ACTUAL</b>	<b>ACTUAL</b>	<b>APPROPRIATED</b>	<b>REQUESTED</b>
	<b>FY 2010-11</b>	<b>FY 2011-12</b>	<b>FY 2012-13</b>	<b>FY 2013-14</b>
<b>CASH FLOW SUMMARY</b>				
<b>REVENUE TOTAL</b>	<b>\$18,111,700</b>	<b>\$17,298,268</b>	<b>\$16,040,788</b>	<b>\$16,201,196</b>
Fees	\$18,111,700	\$17,298,268	\$16,040,788	\$16,201,196
Interest	\$0	\$0	\$0	\$0
<b>EXPENSES TOTAL</b>	<b>\$16,733,898</b>	<b>\$16,518,636</b>	<b>\$17,858,935</b>	<b>\$17,860,407</b>
Cash Expenditures	\$16,733,898	\$16,518,636	\$17,858,935	\$17,860,407
Change Requests (If Applicable)	\$0	\$0	\$0	\$0
<b>NET CASH FLOW</b>	<b>\$1,377,802</b>	<b>\$779,632</b>	<b>(\$1,818,147)</b>	<b>(\$1,659,211)</b>

Continued

<b>FUND EXPENDITURES LINE ITEM DETAIL</b>	<b>ACTUAL</b>	<b>ACTUAL</b>	<b>ESTIMATED</b>	<b>REQUESTED</b>
	<b>FY 2010-11</b>	<b>FY 2011-12</b>	<b>FY 2012-13</b>	<b>FY 2013-14</b>
<b>ADMINISTRATION</b>				
Personal Services	\$5,678,039	\$6,194,013	\$6,307,027	\$6,972,769
Workers' Compensation	\$5,742	\$5,096	\$6,074	\$12,845
Operating Expenses	\$673,150	\$869,425	\$905,171	\$747,709
Legal Services	\$432,780	\$533,296	\$482,236	\$505,636
Admin Law Judge	\$94,666	\$30,793	\$100,526	\$28,320
Purchased Services from Computer Center	\$49,542	\$1,604	\$90,147	\$146,742
Multiuse Network Payments	\$310,071	\$64,794	\$0	\$69,074
Risk Management	\$6,626	\$21,777	\$24,474	\$37,727
Vehicle Lease Payments	\$2,802	\$2,796	\$2,599	\$2,725
Leased Space	\$612,773	\$523,824	\$562,399	\$589,688
COFRS Modernization	\$0	\$0	\$35,203	\$36,911
Indirect Cost Assessment	\$138,136	\$129,752	\$92,821	\$98,404
Discretionary Fund	\$4,707	\$4,891	\$4,385	\$4,598
Division Subtotal	\$8,009,034	\$8,382,061	\$8,613,061	\$9,253,147
<b>SPECIAL PURPOSE</b>				
Local Election Reimbursement	\$1,666,033	\$1,541,360	\$1,803,522	\$1,801,262
Initiative and Referendum	\$40,493	\$184,253	\$230,179	\$229,890
Division Subtotal	\$1,706,526	\$1,725,613	\$2,033,700	\$2,031,152

Continued

<b>FUND EXPENDITURES LINE ITEM DETAIL</b>	<b>ACTUAL</b>	<b>ACTUAL</b>	<b>ESTIMATED</b>	<b>REQUESTED</b>
	<b>FY 2010-11</b>	<b>FY 2011-12</b>	<b>FY 2012-13</b>	<b>FY 2013-14</b>
<b>INFORMATION TECHNOLOGY SERVICES</b>				
Personal Services	\$3,136,095	\$2,972,174	\$4,288,351	\$4,385,298
Operating Expenses	\$376,807	\$470,780	\$443,461	\$441,538
Hardware/Software Maintenance	\$873,900	\$949,735	\$1,345,515	\$1,339,681
IT Asset Management	\$421,294	\$441,750	\$411,373	\$409,589
Division Subtotal	\$4,808,096	\$4,834,439	\$6,488,699	\$6,576,107
<b>STATEWIDE DISASTER RECOVERY</b>				
Personal Services	\$104,700	\$0	\$0	\$0
Operating Expenses	\$154,993	\$0	\$0	\$0
Hardware/Software Maintenance	\$41,607	\$0	\$0	\$0
Leased Space	\$1,908,942	\$1,576,523	\$723,474	\$0
Division Subtotal	\$2,210,242	\$1,576,523	\$723,474	\$0
<b>TOTAL</b>	<b>\$16,733,898</b>	<b>\$16,518,636</b>	<b>\$17,858,935</b>	<b>\$17,860,407</b>



Continued

<b>CASH FUND RESERVE BALANCE</b>	<b>ACTUAL</b>	<b>ACTUAL</b>	<b>ESTIMATED</b>	<b>REQUESTED</b>
	<b>FY 2010-11</b>	<b>FY 2011-12</b>	<b>FY 2012-13</b>	<b>FY 2013-14</b>
Uncommitted Fee Reserve Balance (total reserve balance minus exempt assets and previously appropriated funds; calculated based on % of revenue from fees)	\$6,230,101	\$7,009,733	\$5,191,585	\$3,532,375
Target/Alternative Fee Reserve Balance (amount set in statute or 16.5% of total expenses)	\$2,761,093	\$2,725,575	\$2,946,724	\$2,946,967
<b>EXCESS UNCOMMITTED FEE RESERVE BALANCE</b>	<b>\$3,469,008</b>	<b>\$4,284,158</b>	<b>\$2,244,861</b>	<b>\$585,408</b>
<b>COMPLIANCE PLAN (NARRATIVE)</b>	The department has currently implemented a 3 tiered fee reduction that started October 1, 2012 and will continue through December 01, 2012. This temporary fee reduction is expected to be in effect for the duration of time that will get us in compliance with SB 98-194.			
<b>CASH FUND NARRATIVE INFORMATION</b>				
Purpose/Background of Fund	The Secretary of State determines & charges fee amounts for filing each body corporate and politic document, for filing each facsimile signature, each official certificate, administering each oath, and for all transcripts or copies of papers and records. (24-21-104(1)(a), C.R.S)			
Fee Sources	Business Entity filings, Bingo/Raffle Fees and Fines, Charitable Solicitations, Campaign Finance Reporting			
Non-Fee Sources				
Long Bill Groups Supported by Fund	Administration, Special Purpose, Information Technology Services and Disaster Recovery.			

DEPARTMENT OF STATE FY2013–14  
 NOTARY CASH FUND – Fund 20N – 12-55-102, C.R.S. (2012)

SCHEDULE 9

	<b>ACTUAL</b>	<b>ACTUAL</b>	<b>APPROPRIATED</b>	<b>REQUESTED</b>
	<b>FY 2010-11</b>	<b>FY 2011-12</b>	<b>FY 2012-13</b>	<b>FY 2013-14</b>
<b>YEAR BEGINNING FUND BALANCE (A)</b>	<b>\$213,227</b>	<b>\$214,964</b>	<b>\$436,825</b>	<b>\$340,887</b>
Changes in Cash Assets	(\$2,055)	\$206,959	(\$100,000)	(\$140,887)
Changes in Non-Cash Assets	\$0	\$0	\$0	\$0
Changes in Long-Term Assets	\$0	\$0	\$0	\$0
Changes in Total Liabilities	\$3,792	\$14,902	\$4,062	\$0
<b>TOTAL CHANGES TO FUND BALANCE</b>	<b>\$1,737</b>	<b>\$221,861</b>	<b>(\$95,938)</b>	<b>(\$140,887)</b>
<b>ASSETS TOTAL</b>	<b>\$233,928</b>	<b>\$440,887</b>	<b>\$340,887</b>	<b>\$200,000</b>
Cash (B)	\$233,928	\$440,887	\$340,887	\$200,000
Other Assets(Detail as necessary)	\$0	\$0	\$0	\$0
Receivables	\$0	\$0	\$0	\$0
<b>LIABILITIES TOTAL</b>	<b>\$18,964</b>	<b>\$4,062</b>	<b>\$0</b>	<b>\$0</b>
Cash Liabilities (C )	\$18,964	\$4,062	\$0	\$0
Long Term Liabilities	\$0	\$0	\$0	\$0
<b>ENDING FUND BALANCE (D)</b>	<b>\$214,964</b>	<b>\$436,825</b>	<b>\$340,887</b>	<b>\$200,000</b>
<b>LOGICAL TEST</b>	<b>TRUE</b>	<b>TRUE</b>	<b>TRUE</b>	<b>TRUE</b>
<b>NET CASH ASSETS - (B-C)</b>	<b>\$214,964</b>	<b>\$436,825</b>	<b>\$340,887</b>	<b>\$200,000</b>
<b>CHANGE FROM PRIOR YEAR FUND BALANCE (D-A)</b>	<b>\$1,737</b>	<b>\$221,861</b>	<b>(\$95,938)</b>	<b>(\$140,887)</b>

NOTARY CASH FUND – Fund 20N – 12-55-102, C.R.S. (2012)

SCHEDULE 9

Continued

	<b>ACTUAL</b>	<b>ACTUAL</b>	<b>APPROPRIATED</b>	<b>REQUESTED</b>
	<b>FY 2010-11</b>	<b>FY 2011-12</b>	<b>FY 2012-13</b>	<b>FY 2013-14</b>
<b>CASH FLOW SUMMARY</b>				
<b>REVENUE TOTAL</b>	<b>\$286,666</b>	<b>\$395,123</b>	<b>\$200,000</b>	<b>\$200,000</b>
Fees	\$286,666	\$395,123	\$200,000	\$200,000
Interest	\$0	\$0	\$0	\$0
<b>EXPENSES TOTAL</b>	<b>\$284,930</b>	<b>\$173,262</b>	<b>\$11,478</b>	<b>\$0</b>
Cash Expenditures	\$284,930	\$173,262	\$11,478	\$0
Change Requests (If Applicable)	\$0	\$0	\$0	\$0
<b>NET CASH FLOW</b>	<b>\$1,736</b>	<b>\$221,861</b>	<b>\$188,522</b>	<b>\$200,000</b>

NOTARY CASH FUND – Fund 20N – 12-55-102, C.R.S. (2012)

SCHEDULE 9

Continued

FUND EXPENDITURES LINE ITEM DETAIL	ACTUAL	ACTUAL	ESTIMATED	REQUESTED
	FY 2010-11	FY 2011-12	FY 2012-13	FY 2013-14
<b>ADMINISTRATION</b>				
Personal Services	\$205,423	\$151,982	\$7,733	\$0
Workers' Compensation	\$357	\$114	\$140	\$0
Operating Expenses	\$5,988	\$5,379	\$358	\$0
Legal Services	\$4,000	\$5,000	\$911	\$0
Admin Law Judge	\$4,821	\$648	\$0	\$0
Purchased Services from Computer Center	\$2,017	\$36	\$0	\$0
Multiuse Network Payments	\$8,117	\$1,440	\$0	\$0
Risk Management	\$412	\$487	\$564	\$0
Vehicle Lease Payments	\$167	\$65	\$0	\$0
Leased Space	\$5,054	\$6,002	\$1,602	\$0
COFRS Modernization	\$0	\$0	\$0	\$0
Indirect Cost Assessment	\$4,866	\$2,000	\$170	\$0
Discretionary Fund	\$293	\$109	\$0	\$0
Division Subtotal	\$241,516	\$173,262	\$11,478	\$0
<b>SPECIAL PURPOSE</b>				
Local Election Reimbursement	\$0	\$0	\$0	\$0
Initiative and Referendum	\$0	\$0	\$0	\$0
Division Subtotal	\$0	\$0	\$0	\$0

Continued

<b>FUND EXPENDITURES LINE ITEM DETAIL</b>	<b>ACTUAL</b>	<b>ACTUAL</b>	<b>ESTIMATED</b>	<b>REQUESTED</b>
	<b>FY 2010-11</b>	<b>FY 2011-12</b>	<b>FY 2012-13</b>	<b>FY 2013-14</b>
<b>INFORMATION TECHNOLOGY SERVICES</b>				
Personal Services	\$34,954	\$0	\$0	
Operating Expenses	\$4,330	\$0	\$0	\$0
Hardware/Software Maintenance	\$0	\$0	\$0	\$0
IT Asset Management	\$0	\$0	\$0	\$0
Division Subtotal	\$39,284	\$0	\$0	\$0
<b>STATEWIDE DISASTER RECOVERY</b>				
Personal Services	\$0	\$0	\$0	\$0
Operating Expenses	\$0	\$0	\$0	\$0
Hardware/Software Maintenance	\$0	\$0	\$0	\$0
Leased Space	\$4,130	\$0	\$0	\$0
Division Subtotal	\$4,130	\$0	\$0	\$0
<b>TOTAL</b>	<b>\$284,930</b>	<b>\$173,262</b>	<b>\$11,478</b>	<b>\$0</b>

Continued

<b>CASH FUND RESERVE BALANCE</b>	<b>ACTUAL</b>	<b>ACTUAL</b>	<b>ESTIMATED</b>	<b>REQUESTED</b>
	<b>FY 2010-11</b>	<b>FY 2011-12</b>	<b>FY 2012-13</b>	<b>FY 2013-14</b>
Uncommitted Fee Reserve Balance (total reserve balance minus exempt assets and previously appropriated funds; calculated based on % of revenue from fees)	\$214,964	\$436,825	\$340,887	\$200,000
Target/Alternative Fee Reserve Balance (amount set in statute or 16.5% of total expenses)	\$47,013	\$28,588	\$1,894	\$0
<b>EXCESS UNCOMMITTED FEE RESERVE BALANCE</b>	<b>\$167,951</b>	<b>\$408,237</b>	<b>\$338,993</b>	<b>\$200,000</b>
<b>COMPLIANCE PLAN (NARRATIVE)</b>	The department implemented a temporary fee reduction for Notary filings effective November 1, 2012. In addition, HB 12-1274 was enacted in the prior legislative cycle that transferred the fund balance from this fund to the Dept of State CF. The department is working with the SCO's office to determine the best way to deal with the fund balance and how that will impact both funds.			
<b>CASH FUND NARRATIVE INFORMATION</b>				
Purpose/Background of Fund	The Secretary of State determines & charges fee amounts for filing each body corporate and politic document, for filing each facsimile signature, each official certificate, administering each oath, and for all transcripts or copies of papers and records. (24-21-104(1)(a), C.R.S)			
Fee Sources	Business Entity filings, Bingo/Raffle Fees and Fines, Charitable Solicitations, Campaign Finance Reporting			
Non-Fee Sources				
Long Bill Groups Supported by Fund	Administration, Special Purpose, Information Technology Services and Disaster Recovery.			