

0C1.3/2/3  
C1)



# Colorado

# State Department of Public Welfare

Quarterly Bulletin

Vol. 2

July, August, September, 1938

No. 3



**COLORADO**  
**STATE DEPARTMENT OF PUBLIC WELFARE**  
337-343 State Capitol Building  
Denver, Colorado



DOCUMENTS 5-10-45  
2:2-3  
COPY 2



---

# Colorado

## State Department of Public Welfare

### Quarterly Bulletin

---

Vol. 2

July, August, September, 1938

No. 3

---



COLORADO  
STATE DEPARTMENT OF PUBLIC WELFARE  
337-343 State Capitol Building  
Denver, Colorado

*[Faint, illegible text]*





**Florence W. Hutsinpillar**

Member

**Colorado State Board of Public Welfare**

Miss Hutsinpillar, a member of the Colorado State Board of Public Welfare, has been interested in public welfare activities for many years. From 1917 to 1926, she was executive secretary to the Denver Bureau of Charity, now the Department of Public Welfare. After a year of study at the University of Chicago, she was connected with the United States Children's Bureau until her return to Denver in 1934. Two unusual opportunities afforded by her work in the Federal Bureau were an investigation into certain phases of welfare along the southern border of the United States from Los Angeles, California, to Brownsville, Texas, and an assignment as technical consultant to a commission in attendance at a conference of nations on the subject of repatriation, called by the League of Nations at Geneva.

In recognition of Miss Hutsinpillar's outstanding ability, Governor Edwin C. Johnson, in May, 1935, appointed her a member of the Official Colorado State Relief Committee which subsequently became the Colorado State Board of Public Welfare. In June, 1937, Governor Teller Ammons reappointed her for a three-year term. She is, at present, Director of the Department of Social Work at the University of Denver.



Digitized by the Internet Archive  
in 2016

<https://archive.org/details/quarterlybulleti2319colo>

**COLORADO**  
**STATE DEPARTMENT OF PUBLIC WELFARE**

Earl M. Kouns, Director

**Honorable Teller Ammons, Governor**

**STATE BOARD OF PUBLIC WELFARE**

HERBERT FAIRALL, Chairman

FRED B. ORMAN

FLORENCE HUTSINPILLAR

ROY A. DAVIS

FRANK A. MANCINI

MARY ISHAM, Secretary

EARL M. KOUNS, Executive Secretary

**TABLE OF CONTENTS**

|   | Page  |
|---|-------|
| Frontispiece—Florence W. Hutsinpillar, Member, Colorado State Board of Public Welfare.                            |       |
| The Colorado Soldiers' and Sailors' Home.....   | 1     |
| Public Welfare in Colorado.....   | 2     |
| Table I—Old Age Pension Fund—January 1, 1937, to September 30, 1938.....  | 3-4   |
| Table II—Recipients of Old Age Pension in Colorado—Money Payments—April, 1936, through September, 1938.....       | 5     |
| Table III—Old Age Assistance in States with Plans Approved by Social Security Board—August, 1938.....             | 6     |
| Old Age Pensions.....   | 7-12  |
| Table IV—Receipts, Expenditures, and Unobligated Balance—July 1, 1938, to September 30, 1938.....                 | 13    |
| Table V—State and Federal Funds Allocated to Counties for Welfare Purposes—July, August, and September, 1938..... | 14    |
| Aid to the Blind.....   | 15-17 |
| Child Welfare Division.....   | 18    |
| Table VII—Aid to Dependent Children in States with Plans Approved by Social Security Board—August, 1938.....      | 19    |
| Table VIII—Aid to Dependent Children in Colorado—August, 1938.....  | 20    |
| Introducing: Field Supervisors of the Colorado State Department of Public Welfare.....                            | 21-24 |
| District Meetings Held in July, August, and September, 1938.....  | 25-26 |
| Division of Tuberculosis.....   | 27    |
| The U. S. Soil Conservation Service and the Civilian Conservation Corps Program in Colorado.....                  | 28-29 |
| Surplus Commodity Division—July, August, September, 1938.....   | 30    |
| Jefferson County—County Department Cooperates in Disaster Relief.....   | 31    |
| New Offices of County Departments of Public Welfare: Park County—Grand County.....                                | 32-33 |
| Colorado Conference of Social Work—Twenty-first Annual Meeting.....   | 34    |
| Book Review—Intercity Differences in Costs of Living in March, 1935—59 Cities.....                                | 36    |

# The Colorado Soldiers' and Sailors' Home

COL. JOHN T. GREEN, Commandant



The Colorado State Soldiers' and Sailors' Home, located in the San Luis Valley three miles east of the town of Monte Vista, Colorado, is maintained by the state of Colorado for the care and treatment of honorably discharged soldiers, sailors, and marines, and their wives or widows.

This institution was established by an act of the state legislature March 15, 1889. It was opened, and the first member admitted on April 1, 1892. The land upon which it is located was donated for the purpose by public-spirited citizens of Monte Vista. Native stone (lava) was used in the construction of the first buildings, i.e., the hospital, dining room, and Commander's residence. This type of construction was continued until 1913; brick was used after this date.

The Soldiers' and Sailors' Home is managed by a Board of Commissioners consisting of six members appointed by the Governor of the state and directly responsible to him. All are members of veterans' organizations and have a direct interest in veterans' affairs. They select officers for the direct handling of the affairs of the Home. Members of the present Board of Commissioners are:

|                                |                  |
|--------------------------------|------------------|
| R. D. Saunders.....            | Alamosa          |
| Clarence A. Long.....          | Colorado Springs |
| Susie Carr McGwire.....        | Longmont         |
| Donald Shakespeare.....        | Monte Vista      |
| John T. Green, Commandant..... | Home Lake        |
| Lewis H. Easterly.....         | Gunnison         |
| Chas. Hendy, Jr.....           | Denver           |

Revenue for the operation and maintenance of this institution is provided by direct appropriation by the state legislature, remaining funds in the State Boxing Commission, sale of Home produce, and a U. S. Government allowance of \$10.00 monthly for each male member. The total yearly cost of operation for this institution is approximately \$65,000.00, or a monthly cost of \$35.00 for each member.

Eligibility for membership is provided by state statutes. In general, a veteran must have an honorable discharge from the armed forces of the United States during a period of war and must be a resident of the state of Colorado for at least one year prior to the date of application to the Home. A wife must be fifty years of age or more and be dependent upon her husband for support. A widow must be fifty years of age or more and must show that her husband was eligible for membership at the time of his death.

Over the period of 46 years, 2,625 men and 302 women have entered the Home as members. It is equipped to care for 250 members, including 145 single persons, 76 married persons, and 29 hospital cases. The Home is operated on the barracks plan for unmarried members and the cottage plan for those who are married. Single veterans are housed in barracks where there are sixteen beds to the company. Married veterans and their wives are given separate cottages. Widows are assigned single rooms in the widows' quarters if these are available

(Continued on Page 31)

## ***Public Welfare in Colorado***

**T**HE ADMINISTRATION of public assistance, while a major activity, is only a portion of the function of the Public Welfare Department. By lending its strength to other governmental agencies and by developing good working relationships with private agencies, it enhances the social well-being of the state. Responsibility is vested in the Public Welfare Department for the efficient administration of Old Age Pension, Aid to Dependent Children, Aid to the Blind, General Relief, Tuberculosis Assistance, and Child Welfare Services—all of which adds to the security of thousands; brings comfort to many who are in need; and alleviates the suffering of those in need of special types of care. The scope of its activities also includes the following: distribution of surplus commodities and certification of eligible cases for these commodities; selection for CCC; and certification for WPA and NYA employment.

By prompt and effective performance in the County Departments of Public Welfare, eligible persons, so far as possible, are given service and material aid applicable to their needs.

During the period, April, 1936, through September, 1938, financial benefits for recipients of categorical assistance, totaling more than twelve and one-half million dollars, were received by the state of Colorado because of its cooperation with the Federal Government in administering the Social Security Act.

Table I  
**OLD AGE PENSION FUND**  
**ANALYSIS OF REVENUES AND EXPENDITURES**  
**JANUARY 1, 1937, TO SEPTEMBER 30, 1938**

| State Revenues Year 1937:                        | Sales Tax             | Liquor Taxes          | Use Tax            | Inheritance Taxes (10%) | Incorporation Fees (10%) | Beer and Liquor Licenses Cities | Total                  |
|--|-----------------------|-----------------------|--------------------|-------------------------|--------------------------|---------------------------------|------------------------|
| January  | \$ 536,560.94         | \$ 176,543.31         | \$ 3,129.56        | \$ 1,704.10             | \$ 88.73                 | \$ 7,469.84                     | \$ 718,026.64          |
| February   | 356,588.06            | 135,443.48            | 4,462.66           | 5,252.74                | 118.43                   | 11,943.95                       | 509,335.21             |
| March  | 370,483.56            | 143,425.35            | 3,735.17           | 1,909.86                | 103.36                   | 1,843.53                        | 531,601.25             |
| April  | 415,207.70            | 151,495.52            | 5,027.29           | 5,197.17                | 145.24                   | 1,749.73                        | 578,916.45             |
| May  | 437,846.76            | 144,376.60            | 7,848.26           | 6,061.47                | 82.65                    | 1,285.43                        | 597,965.47             |
| June   | 442,435.44            | 165,655.95            | 5,618.99           | 8,148.57                | 98.32                    | 2,259.39                        | 623,242.70             |
| July   | 448,483.11            | 148,899.52            | 8,292.34           | 6,778.26                | 182.87                   | 1,892.50                        | 614,895.49             |
| August   | 469,126.55            | 153,494.24            | 9,149.43           | 2,229.21                | 93.29                    | 908.44                          | 635,985.22             |
| September  | 455,857.25            | 152,461.98            | 6,624.81           | 8,463.26                | 87.87                    | 711.87                          | 624,403.61             |
| October  | 502,986.98            | 154,879.47            | 8,182.65           | 6,403.20                | 67.54                    | 170.00                          | 673,231.71             |
| November   | 417,601.12            | 168,680.34            | 5,894.82           | 3,035.46                | 106.65                   | 1,044.37                        | 595,488.39             |
| December   | 526,091.76            | 270,007.52            | 8,737.78           | 8,110.47                | 74.29                    |                                 | 814,066.19             |
| <b>TOTAL STATE REVENUES, YEAR 1937</b>           | <b>\$5,379,269.23</b> | <b>\$1,965,363.28</b> | <b>\$76,703.76</b> | <b>\$63,293.77</b>      | <b>\$ 1,249.24</b>       | <b>\$31,279.05</b>              | <b>\$7,517,158.33</b>  |
| State Revenues Nine Months of 1938:              |                       |                       |                    |                         |                          |                                 |                        |
| January  | \$ 476,898.93         | \$ 147,456.38         | \$ 6,800.41        | \$ 3,161.68             | \$ 85.73                 | \$ 4,882.50                     | \$ 639,285.63          |
| February   | 366,964.39            | 132,573.87            | 4,622.84           | 6,021.51                | 68.40                    | 17,031.97                       | 527,282.98             |
| March  | 381,815.44            | 144,801.73            | 4,808.93           | 981.97                  | 81.28                    | 4,908.65                        | 537,398.00             |
| April  | 374,144.08            | 129,892.06            | 5,478.73           | 20,332.93               | 82.00                    | 2,894.25                        | 532,824.05             |
| May  | 404,760.63            | 130,301.57            | 3,579.68           | 3,923.65                | 123.50                   | 1,508.75                        | 544,197.78             |
| June   | 405,828.19            | 206,762.67            | 3,552.01           | 24,676.19               | 112.18                   | 2,775.52                        | 643,706.76             |
| July   | 417,040.06            | 113,462.70            | 3,102.39           | 5,898.76                | 62.64                    | 2,550.00                        | 542,116.55             |
| August   | 434,670.88            | 131,926.38            | 5,650.32           | 1,601.27                | 87.87                    | 1,196.48                        | 575,133.20             |
| September  | 437,050.93            | 125,965.50            | 45,898.16          | 6,221.36                | 79.80                    | 3,355.10                        | 618,570.85             |
| <b>TOTAL STATE REVENUES, NINE MONTHS OF 1938</b> | <b>\$3,699,173.53</b> | <b>\$1,263,142.86</b> | <b>\$83,493.47</b> | <b>\$ 72,819.32</b>     | <b>\$ 783.40</b>         | <b>\$41,103.22</b>              | <b>\$ 5,160,515.80</b> |
| Recoveries and Adjustments                       |                       |                       |                    |                         |                          |                                 | 21,649.92              |
| Federal Grants-in-Aid                            |                       |                       |                    |                         |                          |                                 | 9,489,830.17           |
| <b>TOTAL REVENUES</b>                            |                       |                       |                    |                         |                          |                                 | <b>22,189,154.22</b>   |
| <b>TOTAL BALANCE AND REVENUES</b>                |                       |                       |                    |                         |                          |                                 | <b>\$22,857,173.21</b> |

BALANCE ON HAND, JANUARY 1, 1937..... \$ 668,018.99

REVENUES, JANUARY 1, 1937, TO SEPTEMBER 30, 1938

EXPENDITURES JANUARY 1, 1937, TO SEPTEMBER 30, 1938

Expenditures Year 1937:

|                                     | Pensions               | Burials             | Total                  |
|-------------------------------------|------------------------|---------------------|------------------------|
| January                             | \$ 747,676.70          | \$ 10,435.00        | \$ 758,111.70          |
| February                            | 764,831.07             | 13,138.37           | 777,969.44             |
| March                               | 779,790.82             | 9,451.14            | 789,241.96             |
| April                               | 788,997.66             | 10,539.50           | 799,537.16             |
| May                                 | 794,156.86             | 8,240.50            | 802,397.36             |
| June                                | 797,445.56             | 8,885.08            | 806,330.64             |
| July                                | 802,466.70             | 7,220.00            | 809,686.70             |
| August                              | 797,287.90             | 7,570.00            | 804,857.90             |
| September                           | 1,077,390.38           | 5,203.00            | 1,082,593.38           |
| October                             | 1,204,060.34           | 5,089.00            | 1,209,149.34           |
| November                            | 1,290,366.60           | 5,570.00            | 1,295,936.60           |
| December                            | 1,352,860.65           | 7,753.00            | 1,360,613.65           |
| <b>TOTAL EXPENDITURES YEAR 1937</b> | <b>\$11,197,331.24</b> | <b>\$ 99,094.59</b> | <b>\$11,296,425.83</b> |

Expenditures Nine Months of 1938:

|   | Pensions               | Burials             | Total                  | Bonus        |
|---|------------------------|---------------------|------------------------|--------------|
| January                                       | \$ 1,373,645.15        | \$ 6,063.50         | \$ 1,379,708.65        |              |
| February                                      | 1,109,243.64           | 8,915.00            | 1,118,158.64           | \$960,064.44 |
| March   | 956,554.93             | 8,875.00            | 965,429.93             |              |
| April   | 963,608.16             | 8,839.50            | 972,447.66             |              |
| May   | 971,052.17             | 9,203.85            | 980,256.02             |              |
| June  | 978,820.27             | 7,737.00            | 986,557.27             |              |
| July  | 1,060,247.47           | 6,993.78            | 1,067,241.25           |              |
| August  | 953,386.97             | 4,816.50            | 958,203.47             |              |
| September                                     | 1,033,952.47           | 7,629.75            | 1,041,582.22           |              |
| <b>TOTAL EXPENDITURES NINE MONTHS OF 1938</b> | <b>\$ 9,400,511.23</b> | <b>\$ 69,073.88</b> | <b>\$10,429,649.55</b> |              |
| <b>TOTAL EXPENDITURES</b>                     | <b>\$20,597,842.47</b> | <b>\$168,168.47</b> | <b>\$21,726,075.38</b> |              |
| <b>BALANCE ON HAND SEPTEMBER 30, 1938</b>     |                        |                     | <b>\$1,131,097.83*</b> |              |

\*This sum includes approximately \$491,569.15 Federal Funds to be used in matching State Funds for the quarter October 1 to December 31, 1938, and the balance represents the September, 1938, income in the Old Age Pension Fund to be used to make October payments for Old Age Pensions and Burials.

Table II  
**RECIPIENTS OF OLD AGE PENSION IN COLORADO**  
 Class A and Class B  
**MONEY PAYMENTS—AVERAGE PAYMENT—BY MONTHS**  
 April, 1936, Through September, 1938

| MONTH AND YEAR         | NUMBER OF RECIPIENTS |                      |        | MONEY PAYMENTS  |              |                              | AVERAGE PER RECIPIENT |         |                 |
|------------------------|----------------------|----------------------|--------|-----------------|--------------|------------------------------|-----------------------|---------|-----------------|
|                        | CLASS A <sup>1</sup> | CLASS B <sup>2</sup> | TOTAL  | CLASS A         | CLASS B      | TOTAL                        | CLASS A               | CLASS B | CLASSES A AND B |
| <b>GRAND TOTAL</b>     |                      |                      |        | \$24,862,165.19 | \$878,824.78 | \$25,740,989.97 <sup>3</sup> |                       |         |                 |
| Total 1936 (9 Months)  |                      |                      |        | \$ 5,078,971.88 |              | \$ 5,078,971.88              |                       |         |                 |
| April                  | 21,679               |                      |        | 384,257.16      |              | 384,257.16                   | \$17.72               |         |                 |
| May                    | 21,632               |                      |        | 386,112.01      |              | 386,112.01                   | 17.85                 |         |                 |
| June                   | 21,267               |                      |        | 405,655.91      |              | 405,655.91                   | 19.07                 |         |                 |
| July                   | 22,180               |                      |        | 460,325.58      |              | 460,325.58                   | 20.75                 |         |                 |
| August                 | 23,152               |                      |        | 628,312.04      |              | 628,312.04                   | 27.14                 |         |                 |
| September              | 24,419               |                      |        | 673,017.61      |              | 673,017.61                   | 27.56                 |         |                 |
| October                | 25,127               |                      |        | 693,169.59      |              | 693,169.59                   | 27.59                 |         |                 |
| November               | 25,793               |                      |        | 713,102.24      |              | 713,102.24                   | 27.65                 |         |                 |
| December               | 26,586               |                      |        | 735,019.74      |              | 735,019.74                   | 27.65                 |         |                 |
| Total 1937 (12 Months) |                      |                      |        | \$11,040,496.23 | \$184,876.61 | \$11,225,372.84              |                       |         |                 |
| January                | 27,096               |                      |        | 749,571.55      |              | 749,571.55                   | 27.66                 |         |                 |
| February               | 27,709               |                      |        | 767,105.62      |              | 767,105.62                   | 27.68                 |         |                 |
| March                  | 28,236               |                      |        | 781,499.07      |              | 781,499.07                   | 27.68                 |         |                 |
| April                  | 28,614               |                      |        | 791,166.16      |              | 791,166.16                   | 27.65                 |         |                 |
| May                    | 28,819               |                      |        | 795,130.56      |              | 795,130.56                   | 27.59                 |         |                 |
| June                   | 28,991               |                      |        | 799,425.31      |              | 799,425.31                   | 27.57                 |         |                 |
| July                   | 29,194               |                      |        | 804,805.70      |              | 804,805.70                   | 27.57                 |         |                 |
| August                 | 29,115               |                      |        | 802,975.95      |              | 802,975.95                   | 27.58                 |         |                 |
| September              | 26,741               | 172                  | 26,913 | 1,072,117.18    | 6,867.95     | 1,078,985.13                 | 40.09                 | \$39.93 | \$40.09         |
| October                | 29,392               | 887                  | 30,279 | 1,171,109.15    | 34,977.53    | 1,206,086.68                 | 39.84                 | 39.43   | 39.83           |
| November               | 30,967               | 1,551                | 32,518 | 1,231,235.88    | 60,628.48    | 1,291,864.36                 | 39.76                 | 39.09   | 39.73           |
| December               | 32,134               | 2,116                | 34,250 | 1,274,354.10    | 82,402.65    | 1,356,756.75                 | 39.66                 | 38.94   | 39.61           |
| Total 1938 (9 Months)  |                      |                      |        | \$ 8,742,697.08 | \$693,948.17 | \$ 9,436,645.25              |                       |         |                 |
| January                | 32,467               | 2,251                | 34,718 | 1,287,183.22    | 87,588.64    | 1,374,771.86                 | 39.65                 | 38.91   | 39.60           |
| February               | 32,889               | 2,425                | 35,314 | 1,042,176.21    | 74,817.15    | 1,116,993.36                 | 31.69                 | 30.85   | 31.63           |
| March                  | 33,167               | 2,646                | 35,813 | 887,763.39      | 69,185.68    | 956,949.07                   | 26.77                 | 26.15   | 26.72           |
| April                  | 33,403               | 2,774                | 36,177 | 894,816.16      | 72,621.13    | 967,437.29                   | 26.79                 | 26.18   | 26.74           |
| May                    | 33,643               | 2,839                | 36,482 | 901,532.83      | 74,263.80    | 975,796.63                   | 26.80                 | 26.16   | 26.75           |
| June                   | 33,818               | 2,895                | 36,713 | 907,538.91      | 76,122.22    | 983,661.13                   | 26.83                 | 26.29   | 26.79           |
| July                   | 34,064               | 2,945                | 37,009 | 981,811.69      | 83,575.98    | 1,065,387.67                 | 28.82                 | 28.38   | 28.79           |
| August                 | 34,080               | 2,936                | 37,016 | 882,999.91      | 74,850.90    | 957,850.81                   | 25.91                 | 25.49   | 25.88           |
| September              | 34,276               | 2,943                | 37,219 | 956,874.76      | 80,922.67    | 1,037,797.43                 | 27.92                 | 27.50   | 27.88           |

NOTE—On this table the number of recipients and the amount of money payments represent gross figures which were reported on the pay rolls submitted by the counties. Table I represents net expenditures after taking into consideration those warrants issued which were subsequently cancelled.

<sup>1</sup>Recipients 65 years of age and over.  
<sup>2</sup>Recipients 60 years of age and under 65.  
<sup>3</sup>January bonus—\$966,507.08 not included.

**OLD AGE ASSISTANCE IN STATES WITH PLANS APPROVED BY THE SOCIAL SECURITY BOARD**

**Table III**

**August, 1938**

| Regions and States        | Number of Recipients      | Amount of Obligations Incurred for Payments to Recipients for the Month <sup>1</sup> | Average Per Recipient | Number of Recipients Per 1,000 Estimated Population 65 and Over <sup>2</sup> |
|---------------------------|---------------------------|--|-----------------------|--|
| <b>TOTALS.....</b>        | <b>1,722,317</b>          | <b>\$33,021,477</b>  | <b>\$19.17</b>        | <b><sup>2</sup>218</b>   |
| <b>REGION I</b>           |                           |  |                       |  |
| Connecticut .....         | 14,901                    | 396,166  | 26.59                 | 127  |
| Maine .....               | 12,341                    | 254,920  | 20.66                 | 144  |
| Massachusetts .....       | 71,373                    | 1,989,637  | 27.88                 | 216  |
| New Hampshire.....        | 3,764                     | 85,587   | 22.74                 | <sup>4</sup> 71  |
| Rhode Island.....         | 6,335                     | 119,081  | 18.80                 | 141  |
| Vermont .....             | 5,186                     | 73,454   | 14.16                 | 133  |
| <b>REGION II</b>          |                           |  |                       |  |
| New York.....             | 108,111                   | 2,546,156  | 23.55                 | 137  |
| <b>REGION III</b>         |                           |  |                       |  |
| Delaware .....            | 2,591                     | 28,010   | 10.81                 | 123  |
| New Jersey.....           | 26,680                    | 499,353  | 18.72                 | 107  |
| Pennsylvania .....        | 89,036                    | 1,892,534  | 21.26                 | <sup>4</sup> 143   |
| <b>REGION IV</b>          |                           |  |                       |  |
| District of Columbia..... | 3,242                     | 81,522   | 25.15                 | 77   |
| Maryland .....            | 17,115                    | 298,704  | 17.45                 | 157  |
| North Carolina.....       | 30,146                    | 277,980  | 9.22                  | 204  |
| West Virginia.....        | 17,933                    | 247,322  | 13.79                 | 217  |
| <b>REGION V</b>           |                           |  |                       |  |
| Kentucky .....            | 41,316                    | 367,378  | 8.89                  | 224  |
| Michigan .....            | 68,993                    | 1,148,719  | 16.65                 | 238  |
| Ohio .....                | 111,948                   | 2,578,573  | 23.03                 | 232  |
| <b>REGION VI</b>          |                           |  |                       |  |
| Illinois .....            | 124,946                   | 2,261,514  | 12.10                 | 249  |
| Indiana .....             | 43,978                    | 718,043  | 16.33                 | 152  |
| Wisconsin .....           | 41,542                    | 840,600  | 20.23                 | 189  |
| <b>REGION VII</b>         |                           |  |                       |  |
| Alabama .....             | 14,963                    | 149,184  | 9.97                  | 137  |
| Florida .....             | 30,286                    | 430,257  | 14.21                 | 320  |
| Georgia .....             | 33,818                    | 302,682  | 8.95                  | 243  |
| Mississippi .....         | 16,486                    | 93,101   | 5.65                  | 184  |
| South Carolina.....       | 21,934                    | 156,224  | 7.12                  | 309  |
| Tennessee .....           | 22,892                    | 303,139  | 13.24                 | 150  |
| <b>REGION VIII</b>        |                           |  |                       |  |
| Iowa .....                | 48,652                    | 964,839  | 19.83                 | 222  |
| Minnesota .....           | 63,991                    | 1,285,247  | 20.08                 | 328  |
| Nebraska .....            | 26,366                    | 399,135  | 15.14                 | 269  |
| North Dakota.....         | 7,672                     | 131,460  | 17.14                 | 213  |
| South Dakota.....         | 15,893                    | 318,420  | 20.04                 | 378  |
| <b>REGION IX</b>          |                           |  |                       |  |
| Arkansas .....            | 17,862                    | 155,625  | 8.71                  | 184  |
| Kansas .....              | 20,339                    | 369,466  | 18.17                 | 138  |
| Missouri .....            | 72,134                    | 1,264,226  | 17.53                 | <sup>4</sup> 231   |
| Oklahoma .....            | 64,841                    | 982,921  | 15.16                 | 545  |
| <b>REGION X</b>           |                           |  |                       |  |
| Louisiana .....           | 26,522                    | 265,227  | 9.97                  | 312  |
| New Mexico.....           | 3,795                     | 42,107   | 11.10                 | 234  |
| Texas .....               | 111,808                   | 1,540,646  | 13.78                 | 392  |
| <b>REGION XI</b>          |                           |  |                       |  |
| Arizona .....             | <sup>5</sup> 6,444        | 166,898  | 25.90                 | <sup>5</sup> 379   |
| <b>Colorado</b> .....     | <b><sup>6</sup>37,016</b> | <b><sup>6</sup>957,851</b>   | <b>25.88</b>          | <b><sup>7</sup>461</b>   |
| Idaho .....               | 8,634                     | 185,763  | 21.52                 | 298  |
| Montana .....             | 12,306                    | 251,021  | 20.40                 | 397  |
| Utah .....                | 13,126                    | 332,134  | 25.30                 | 486  |
| Wyoming .....             | 2,918                     | 62,418   | 21.39                 | 299  |
| <b>REGION XII</b>         |                           |  |                       |  |
| California .....          | 121,123                   | 3,919,747  | 32.36                 | 263  |
| Nevada .....              | 1,996                     | 53,384   | 26.75                 | 333  |
| Oregon .....              | 18,052                    | 383,481  | 21.24                 | 217  |
| Washington .....          | 36,188                    | 799,825  | 22.10                 | 290  |
| <b>TERRITORIES</b>        |                           |  |                       |  |
| Alaska .....              | 1,021                     | 27,726   | 27.15                 | 255  |
| Hawaii .....              | 1,762                     | 22,070   | 12.53                 | 177  |

<sup>1</sup>Amount of obligations incurred for payments to recipients from Federal, State, and local funds. Administrative expense and expense for hospitalization and burials are excluded.

<sup>2</sup>Estimated with the advice of the U. S. Bureau of the Census as of July 1, 1938.

<sup>3</sup>Adjustments have been made for grants covering two or more eligible individuals for Alabama, Florida, Kentucky, Louisiana, Maryland, Michigan, Mississippi, New Mexico, Oregon, West Virginia, Wyoming, and Hawaii.

<sup>4</sup>Minimum age under State plan is 70 years, but rate is based on population 65 and over.

<sup>5</sup>Includes \$180 incurred from State and local funds for payments to 9 recipients under 65 years of age whose applications for old-age assistance under the State plan have not been approved. Rate per 1,000 excludes those recipients.

<sup>6</sup>Total payment for Colorado includes \$74,850.90 incurred for payments to 2,936 recipients of Old Age Pensions who were between the ages of 60 and 65 years.

<sup>7</sup>Minimum age under State plan 60 years but rate per 1,000 based on number of recipients 65 and over.

# Old Age Pensions

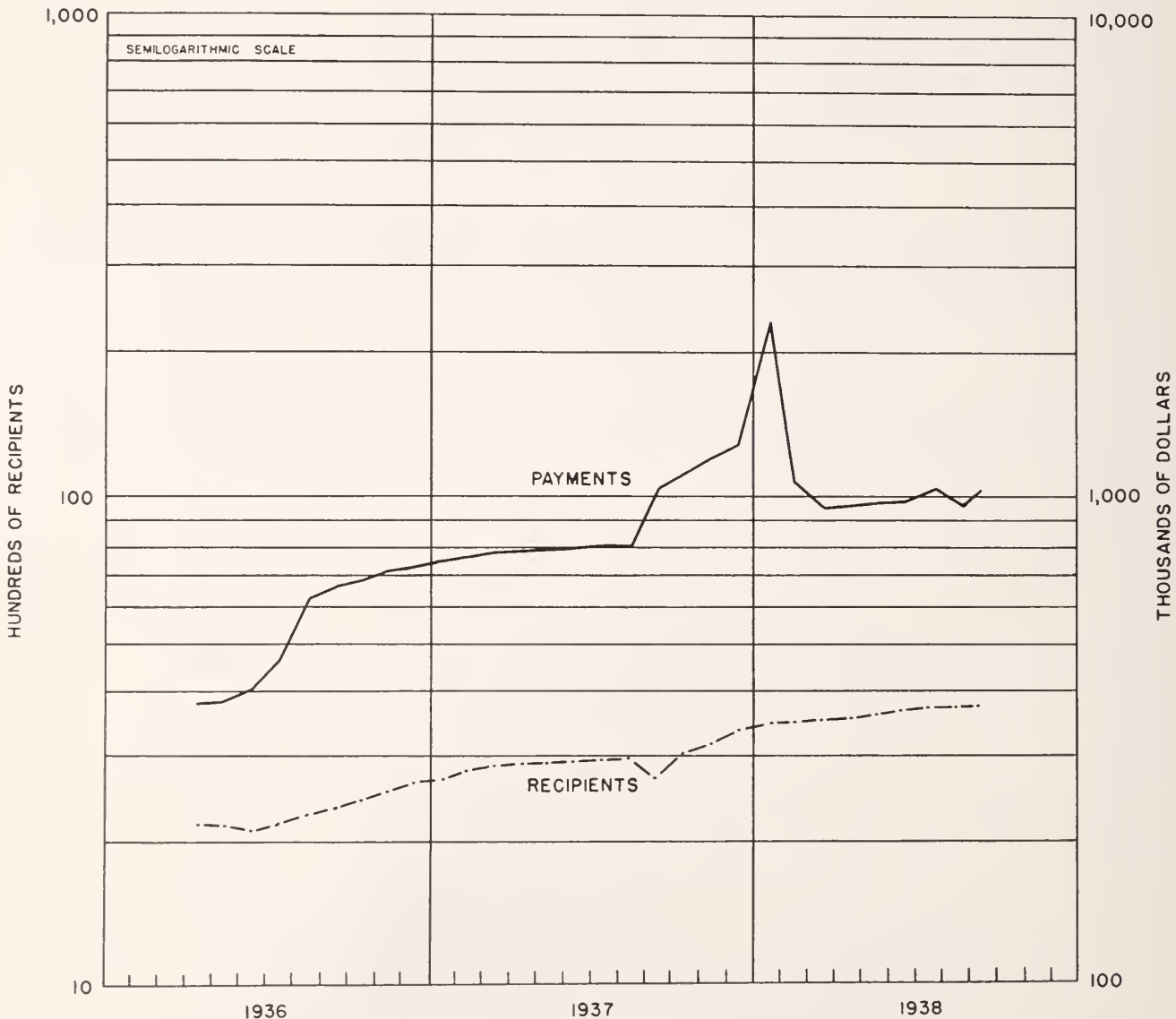
## Old Age Pension Statistics

Since the incipency of the Public Welfare program, assistance to the needy aged has constituted a major part of the welfare activities. The number of persons benefited has shown a consistent month by month increase with two exceptions—June, 1936, and September, 1937. The latter may be explained

by the fact that during the month, the County Departments were required to reinvestigate all persons on the August rolls in order to determine eligibility under the newly operative \$45.00 Old Age Pension Law. Some recipients were found to be ineligible under its provisions, and their cases were closed; others were unable to establish eligibility prior to

### OLD AGE PENSIONS IN COLORADO — RECIPIENTS — MONEY PAYMENTS

APRIL, 1936 THROUGH SEPTEMBER, 1938



the issuance of the September warrants. While there was a 7.6 per cent decrease in the number of recipients in September, there was an increase of 33.5 per cent in expenditures, owing to the higher authorized grants which were permissible under the new law.

The largest increment was indicated in October, 1937, when 30,279 persons received money payments—3,366 recipients more than the September, 1937, total of 26,913. It should be noted that the bonus, payment of which was made in addition to the authorized awards, was the basis for the high point in expenditures in January, 1938. Had payments for authorized awards, only, been made in this month, the rate of increase in payments would have been comparable to the rate of increase in number of recipients.

In the month of August, 1938, a total amount of \$882,999.91 was paid to 34,080 Class A pensioners and \$74,850.90 to 2,936 Class B pensioners—an average of \$25.91 and \$25.49 respectively. The payments ranged from less than \$1.00 in 17 cases to \$31.00 in 14,390 cases. The payments received were in all cases \$14.00 less than the authorized award. Those persons whose authorized awards were \$14.00 or less were not included in the analysis inasmuch as they received no payment in August, and their names did not appear on the pay rolls submitted by the counties.

**Distribution of Class A and Class B Old Age Pension Recipients by Specified Money Payments August, 1938**

| Payment <sup>1</sup>          | Total  | Class A <sup>2</sup> | Class B <sup>3</sup> |
|-------------------------------|--------|----------------------|----------------------|
| Totals .....                  | 37,016 | 34,080               | 2,936                |
| \$30.00 and under \$32.00.... | 14,636 | 13,589               | 1,047                |
| 28.00 " " 30.00....           | 2,868  | 2,610                | 258                  |
| 26.00 " " 28.00....           | 6,020  | 5,519                | 501                  |
| 24.00 " " 26.00....           | 2,545  | 2,326                | 218                  |
| 22.00 " " 24.00....           | 2,392  | 2,200                | 192                  |
| 20.00 " " 22.00....           | 3,561  | 3,281                | 280                  |
| 18.00 " " 20.00....           | 1,112  | 1,037                | 75                   |
| 16.00 " " 18.00....           | 1,616  | 1,476                | 140                  |
| 14.00 " " 16.00....           | 424    | 388                  | 36                   |
| 12.00 " " 14.00....           | 326    | 286                  | 40                   |
| 10.00 " " 12.00....           | 602    | 531                  | 71                   |
| 8.00 " " 10.00....            | 190    | 170                  | 20                   |
| 6.00 " " 8.00....             | 390    | 362                  | 28                   |
| 4.00 " " 6.00....             | 96     | 88                   | 8                    |
| 2.00 " " 4.00....             | 94     | 81                   | 13                   |
| Under 2.00....                | 145    | 136                  | 9                    |

<sup>1</sup>Payment to each recipient was \$14.00 less than the authorized award because of insufficient Old Age Pension funds. \$31.00 maximum payment.

<sup>2</sup>Persons 65 years of age and over.

<sup>3</sup>Persons 60 and under 65 years of age.

The amount expended for money payments to recipients in August of this year—\$957,850.81—was 19.3 per cent more than in the same month a year ago and 52.4 per cent more than in the same month two years ago.

In August, 1938, the total of \$882,999.91 received by 34,080 Class A pensioners represented payments ranging from less than \$1.00 to \$31.00 inclusive and an average of \$25.91; in August of the previous year, the total of \$802,975.95 received by 29,115 pensioners represented payments from \$2.00 to \$30.00 inclusive and an average of \$27.58. 39.2 per cent of the Class A pensioners received the maximum payment of \$31.00 in August, 1938, and 66.7 per cent received the maximum payment of \$30.00 in the corresponding month of the preceding year. In the month of August, 60.8 per cent received less than the maximum in 1938, and 33.3 per cent received less than the maximum in 1937. 13.4 per cent in August, 1938, and 4.5 per cent in August, 1937, received less than \$20.00.

The number receiving the pension in August, 1938—37,016—was 27.1 per cent greater than in August, 1937, and 59.9 per cent greater than in August, 1936. The 34,080 Class A recipients in August, 1938, represented 461 persons per 1,000 of the estimated state population of persons 65 years and over. In terms of the proportion of persons 65 years of age and over receiving pensions, Colorado ranked third among the states. The 46.1 per cent was exceeded only by Oklahoma with 54.5 per cent and by Utah with 48.6 per cent; it was more than double that of the average for all states—21.8 per cent. It was shown that only five states and the Territory of Alaska exceeded Colorado in the amount of average payment. Only in the case of California was the difference of an appreciable amount—\$6.48. The state average of \$25.88 was exceeded by \$0.02 in Arizona; by \$0.71 in Connecticut; by \$0.87 in Nevada; by \$1.27 in Alaska; and by \$2.00 in Massachusetts.

Although the Colorado average in August, 1938, was \$1.70 less than the state average in August, 1937, it was shown to be \$6.71 more than the United States average. The District of Columbia, 47 states, Alaska, and Hawaii reported payments in August, 1938. This is the last month for which the United States figures are available. During the period, April, 1936, through August, 1938, the average monthly payment in Colorado was consistently higher than that of the United States. The greatest spread was indicated in September, 1937, when the Colorado average was \$40.09 and the United States average was \$18.97—a difference of \$21.12.

Table II indicates the number of recipients of Old Age Pensions by months, the monthly expenditures for payments, and the monthly average. In addition to the total expenditures of \$25,740,989.97, a bonus of \$966,507.08—\$27.77 per recipient—was paid in January, 1938. It should be noted, therefore, that an aggregate of \$26,707,497.05 represents the benefits in money payments to recipients from April 1, 1936, through September 30, 1938. During this period the monthly expenditures for burials of approved Old Age Pension cases ranged from \$4,816.50 to \$13,138.37.

### Proration of Pension Payments

The Constitutional Amendment No. 4, better known as the \$45.00 Old Age Pension Law, was adopted by the voters at the general election in November, 1936. This Amendment, which was to become effective January 1, 1937, provided for the creation of an Old Age Pension Fund in the State Treasury and provided further that residents of Colorado, who had attained the age of 60 years or more, and who met the eligibility requirements, should be paid a minimum of \$45.00 per month.

On January 25, 1937, the Supreme Court of Colorado ruled that Amendment No. 4 was effective as to the creation of the Old Age Pension Fund in the State Treasury but that the remainder of the Amendment could not become effective until enabling legislation was enacted by the General Assembly. The Legislature then passed House Bill No. 1064 establishing the eligibility requirements; payments under the \$45.00 Old Age Pension Law became effective on September 1, 1937.

The creation of the Old Age Pension Fund in the State Treasury, provided in this Amendment, was effective January 1, 1937. The money in this fund has been used only for the payment of awards and burials of Old Age Pension recipients. On September 1, 1937, when the payments under the \$45.00 Pension Law became effective, there was a balance

of \$2,310,753.42 of state funds in the Old Age Pension Fund.

The law provides that persons found to be eligible for Old Age Pension shall receive an award of \$45.00 less all income in cash or in kind. The full amount of these awards was paid for five months—September, 1937, to January, 1938, inclusive. The average monthly award paid during this time was \$39.76. In January, in addition to the monthly award, eligible persons received \$27.77 as a bonus. Constitutional Amendment No. 4 provides that all monies remaining in the Old Age Pension Fund shall be paid to qualified pensioners within ten days following the expiration of the calendar year in which deposits are made. After paying the January, 1938, pension awards and burials, there was a balance in the Old Age Pension Fund of \$966,507.08 of state funds. This amount was allocated for the payment of the bonus to 34,804 eligible persons who had been certified by the County Departments. The Old Age Pension Fund being thus depleted in January, it became necessary subsequently to use the revenue accumulating in a given month to make pension and burial payments during the following month.

The State Board of Public Welfare adopted a method of proration to be followed at the time when there are insufficient funds to pay the full amount of authorized Old Age Pension awards to eligible persons. This method of proration was approved by the Social Security Board.

On the last day of each month, the County Departments of Public Welfare certify to the State Department the number of burials and the amount of obligations for these burials contracted during that month, payment of which is to be made in the following month. They also certify the number of persons eligible to receive pensions during the following month, and the total amount of funds required to meet the authorized awards. The State Department determines the deficiency by subtracting the

## OLD AGE PENSIONS

### Average Authorized Award, Deduction, Average Payment February 1, 1938, Through September 30, 1938

| Month           | Average<br>Authorized<br>Award | Deduction | Average<br>Payment |
|-----------------|--------------------------------|-----------|--------------------|
| February .....  | \$39.63                        | \$ 8.00   | \$31.63            |
| March .....     | 39.72                          | 13.00     | 26.72              |
| April .....     | 39.74                          | 13.00     | 26.74              |
| May .....       | 39.75                          | 13.00     | 26.75              |
| June .....      | 39.79                          | 13.00     | 26.79              |
| July .....      | 39.79                          | 11.00     | 28.79              |
| August .....    | 39.88                          | 14.00     | 25.88              |
| September ..... | 39.80*                         | 12.00     | 27.88              |

\*Estimated.

amount of funds received in the Old Age Pension Fund during the current month from the amount required to pay the burials and awards certified by the County Departments. The deduction to be made from each authorized award for that month is ascertained by dividing this deficiency by the number of eligible persons.

There is no variation in the amount deducted from the authorized awards, inasmuch as each person eligible for Old Age Pension is awarded \$45.00 in the case of no income, or the amount which, if added to income in cash or kind, totals \$45.00.

**Proposed Amendment**

The following proposed amendment has been placed upon the ballot by petition to be voted upon at the general election to be held November 8, 1938:

"AN ACT TO AMEND ARTICLE XXIV OF THE CONSTITUTION OF THE STATE OF COLORADO, KNOWN AND REFERRED TO AS THE OLD AGE PENSION AMENDMENT, AND AUTHORIZING THE GENERAL ASSEMBLY TO CREATE AND PROVIDE FOR THE PAYMENT OF OLD AGE PENSIONS.

"Section 1. The General Assembly of the State of Colorado shall have power to create and provide for the payment of old age pensions from the general fund of the state, to be administered by such agencies and to be granted to such citizens and in such amounts as the General Assembly may determine."

**RECOVERIES FROM RECIPIENTS OF OLD AGE PENSIONS OR THEIR ESTATES  
JANUARY 1, TO SEPTEMBER 30, 1938**

| Basis for Recovery   | Number of Recipients | Amount Recovered   |
|--|----------------------|--------------------|
| Recovered from estates.....                                | 38                   | \$ 5,876.53        |
| Unrevealed bank and savings accounts .....                 | 44                   | 5,763.38           |
| Ineligible as to age, residence, or citizenship .....      | 32                   | 1,672.40           |
| Receipts of income or proceeds from sales of property..... | 15                   | 1,393.16           |
| Fraud or misrepresentation.....                            | 2                    | 370.00             |
| Overpayments and duplicate payments .....                  | 9                    | 182.91             |
| Miscellaneous reasons.....                                 | 8                    | 135.43             |
| <b>Total .....</b>   | <b>148</b>           | <b>\$15,393.81</b> |

During the period, January 1, 1938, through September 30, 1938, recoveries aggregating \$15,393.81 were received by the State Department of Public Welfare and were credited to the Old Age Pension

Fund. The portion of this sum which represented state funds in money payments or burials to these 148 recipients was retained in the Old Age Pension Fund and was paid to eligible persons in subsequent months. The portion which represented funds of the Federal Government was forwarded periodically to the Treasurer of the United States in accordance with the provisions of the Social Security Act.

The estates of deceased recipients refunded \$5,876.53, the largest item indicated on the table above. The monthly payments and burials which were the bases for these recoveries were received by pensioners prior to the inauguration of the present Old Age Pension Law.

The workers in the County Departments are given authority to procure information from banks relative to securities or cash holdings of applicants and recipients. Through reinvestigation, the 44 persons shown above were found to have cash or securities which had not previously been disclosed. Recoveries totaling \$5,763.38 were made for illegal payments which these persons had received.

Thorough investigation and careful rechecking are responsible for the recovery of \$1,672.40 from persons who were ineligible for payments which had been received. Requirements relative to age, residence, or citizenship were not met in these 32 cases.

The item of \$1,393.16 represents voluntary reimbursements of the payments received by 15 persons who, after having been recipients of pensions for a time, received private income or proceeds from sale of property.

An applicant for Old Age Pension is required, at the time of application, to affirm under oath that all statements are correct. It was found that 2 persons had made incorrect statements and had received payments before these misrepresentations were revealed. Recovery of these payments is indicated by the item of \$370.00.

Through error, 9 persons had received overpayments or duplicate payments. The errors were rectified by the recovery of \$182.91.

Miscellaneous reasons, not in classifications above, accounted for the recovery of \$135.43 from 8 persons.

**Social and Economic Data**

The following analysis of data relative to 11,833 applicants accepted for Old Age Pension during the fiscal year, July 1, 1937, through June 30, 1938, was made in the State office from social data cards submitted monthly by the counties. Of these accepted applications, 10,962 were classified new, and 871 were classified reopened. For the purpose of this study, the former represented individuals who had

not been approved previously for Old Age Pension in this state; the latter represented reapplications of individuals who had formerly received this type of assistance in Colorado. The study included 11,635 white persons, 197 Negroes, 1 Indian; 5,376 males and 6,457 females.

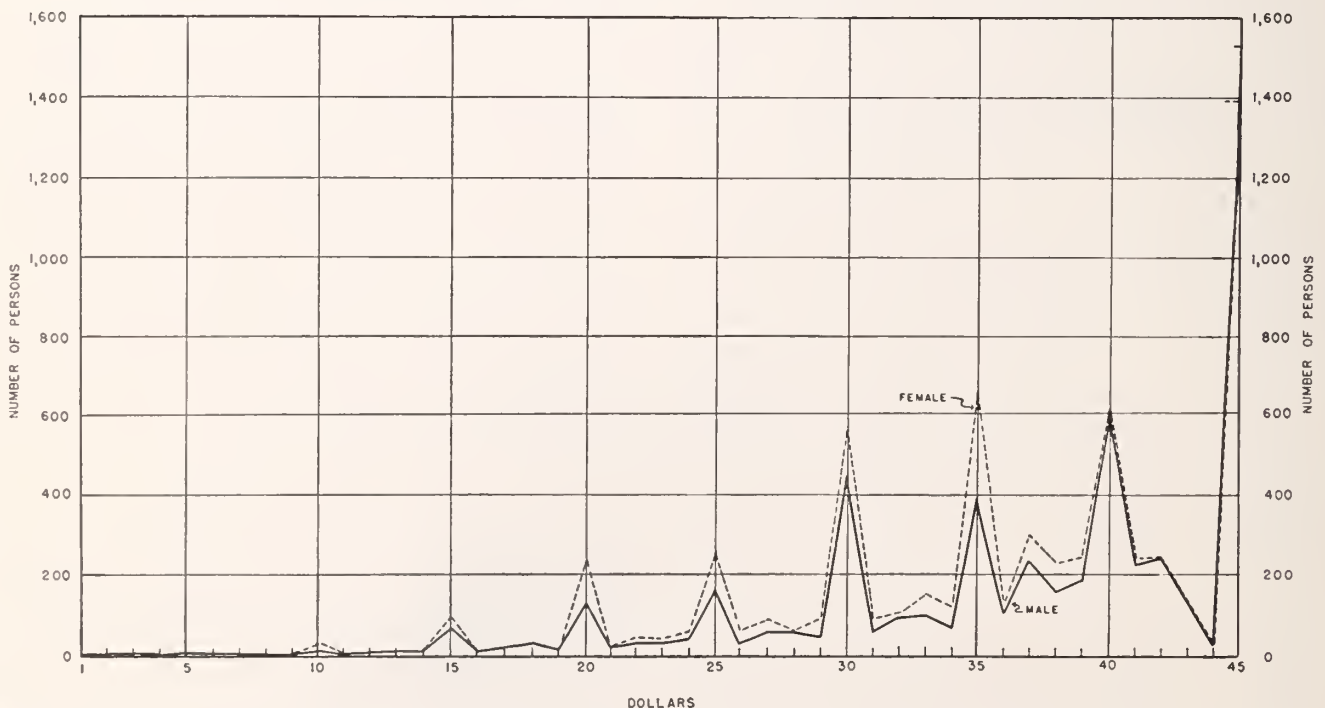
Analysis of the state and county residence of the applicants accepted for Old Age Pensions during the fiscal year made the following facts evident. Fifty-eight per cent of all applicants lived in urban areas, and 42 per cent lived in rural areas. Denver was the residence of 29.8 per cent of the total number. Farms were indicated as places of residence of 20.2 per cent. The average length of state residence for Class A applicants in rural areas was 34 years; for the urban applicants it was 25 years. Of the Class A applicants residing in urban areas, 35 per cent had lived in the state 30 years or more, whereas 55 per cent of the rural applicants had been in the state the same length of time. Of the combined urban and rural groups, 2.6 per cent had lived in Colorado the minimum number of years required by law (5 out of the last nine years), and 5 per cent had lived in Colorado 60 or more years. The study showed that the average state residence for Class B applicants living in urban areas was 42 years, and

for those living in rural areas, 50 years. Only 13.7 per cent of the Class B applicants had lived in the state the minimum number of years required by law—35 years.

There was a wide range in the amounts awarded—from \$1.00 to \$45.00 for Class A applicants and from \$5.00 to \$45.00 for Class B applicants. It was found that 22.1 per cent of the Class A applicants and 31.9 per cent of the Class B applicants were awarded the maximum amount permitted by law. It may be noted from the accompanying chart that the authorized awards show a tendency to fall at intervals of \$5.00 for men and women alike. In this study the fair rental value of the home, which was taken into consideration when determining the amount of authorized award, was not considered income. Approximately 67 per cent of the applicants accepted for Old Age Pension had no other source of income. Relatives contributed to the support of 15.4 per cent of the applicants, and 6.0 per cent had net income or rent from real property. A small percentage received income from veterans' pensions, employees' pensions, annuities, or the sale of farm produce. In a few instances there was income from more than one source. Approximately one-fourth of the applicants had previously been recipients of

**AUTHORIZED AWARDS OF PERSONS ACCEPTED FOR OLD AGE PENSIONS**

JULY 1, 1937 THROUGH JUNE 30, 1938



some form of assistance from public or private agencies. The forms most frequently indicated were General Relief, Works Program Wages, Aid to the Blind, and Old Age Pensions.

The age of the applicant on July 1, 1938, was the basis used in this analysis. The average age of Class A applicants was found to be 71 years; that of Class B applicants to be 62 years. The ages ranged from 60 years to 98 years. The average age of the men was indicated to be approximately 8 years above that of the women.

The continental United States was indicated to be the birthplace of 7,086, or 82.0 per cent, of the Class A applicants, and 2,806, or 87.9 per cent, of the Class B applicants. Designated as places of birth were 46 states and the District of Columbia (see chart below). Colorado was the birthplace of 4.5 per cent of the Class A applicants, whereas, it was the birthplace of 27.0 per cent of the Class B applicants. Places of birth, which were indicated frequently, were Illinois, 13.8 per cent; Missouri, 12.4 per cent; Iowa, 11.3 per cent; Ohio, 6.2 per cent; Kansas, 5.6 per cent; and Indiana, 5.5 per cent. Of the 197 Negroes accepted for Old Age Pension, 196 were

born in the United States and one in Europe. Colorado was the birthplace of two Negroes; the majority indicated southern states as places of birth. For the most part, the foreign-born applicants came from the European countries—Germany, Sweden, England, Ireland, Austria, Russia, and Italy accounted for more than two-thirds. A larger number of the accepted applicants came from the nations of Europe than from the state of Colorado. A total of thirty-five foreign countries were named as places of birth; European countries accounted for more than three-fourths of these. One applicant was born at sea.

The study showed that 21.0 per cent of all applicants lived alone; that 49.9 per cent lived with the spouse. In the last group, the number of women exceeded that of the men. Only in 3.2 per cent of the cases did the applicant live in a household without spouse or kin.

Approximately 51 per cent of the 11,833 persons were married; 36 per cent were widowed; 7 per cent were single; and 6 per cent were either divorced or separated. The women outnumbered the men in the widowed and separated groups; the men out-

(Continued on Page 36)

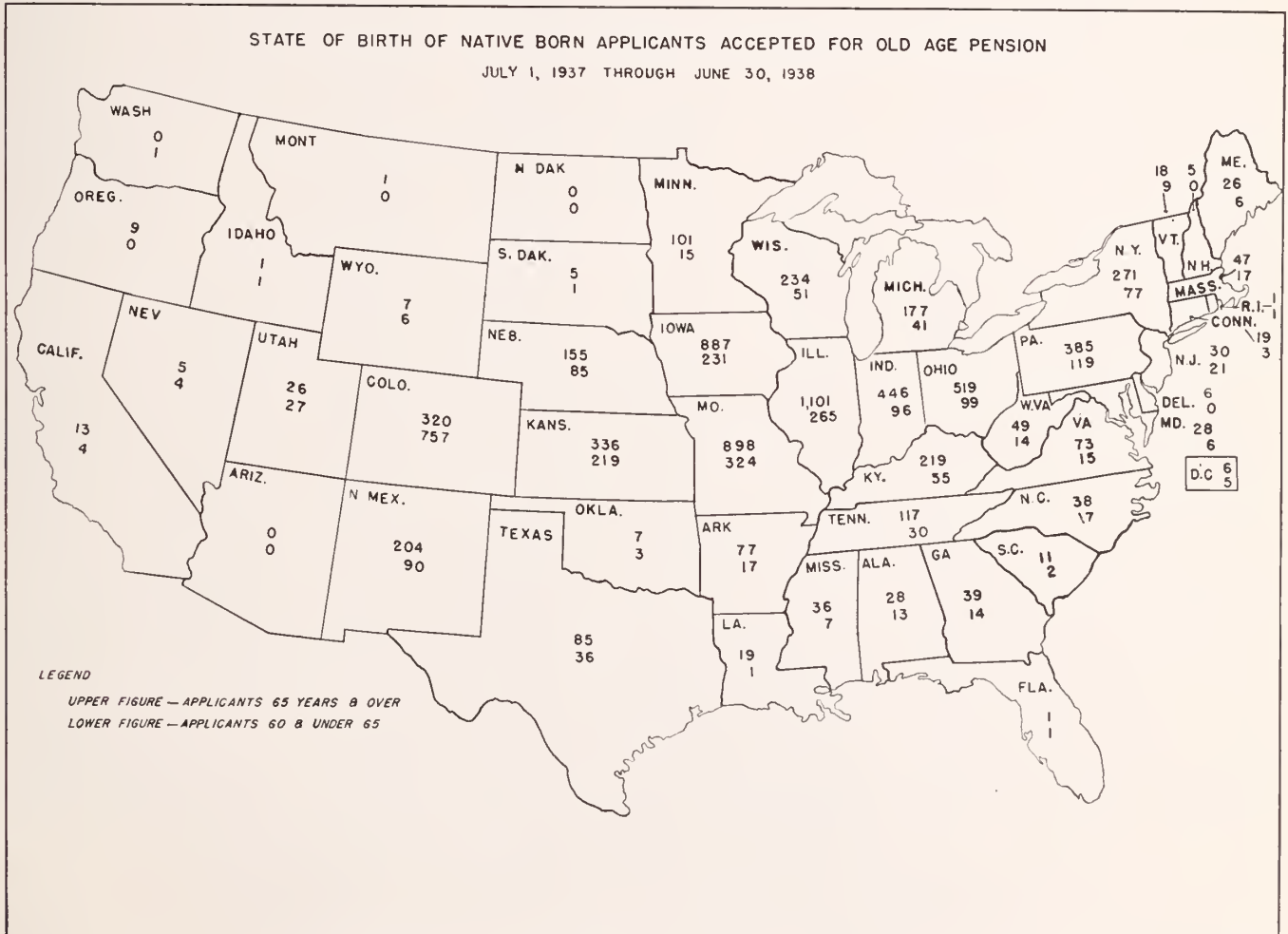


Table IV

## COLORADO STATE DEPARTMENT OF PUBLIC WELFARE

## Receipts, Expenditures and Unobligated Balance

July 1, 1938 to September 30, 1938

|   |                |                              |
|---|----------------|------------------------------|
| UNOBLIGATED BALANCE, JULY 1, 1938.....                  |                | \$ 746,018.28                |
| RECEIPTS:   |                |                              |
| Sales Tax .....   | \$1,595,989.93 |                              |
| Liquor Taxes .....                                      | 459,881.84     |                              |
| Use Tax.....  | 67,679.10      |                              |
| Inheritance Taxes (10%).....                            | 14,443.57      |                              |
| Incorporation Fees (10%).....                           | 242.44         |                              |
| Recoveries, Old Age Pensions.....                       | 9,935.98       |                              |
| License Fees, Cities and Towns (Liquor).....            | 7,101.58       |                              |
| Appropriations .....                                    | 637,500.00     |                              |
| Federal Grants-in-Aid.....                              | 1,890,858.30   |                              |
| Miscellaneous Refunds .....                             | 322.36         |                              |
| Total Receipts .....                                    |                | <u>4,683,955.10</u>          |
| TOTAL BALANCE AND RECEIPTS.....                         |                | <u>\$5,429,973.38</u>        |
| EXPENDITURES:   |                |                              |
| Old Age Pensions (including Burials).....               | \$3,067,026.94 |                              |
| Aid to Dependent Children.....                          | 226,590.29     |                              |
| Aid to the Blind (including Burials and Treatment)..... | 37,837.36      |                              |
| Child Welfare Services—State Expense.....               | 4,501.66       |                              |
| Child Welfare Services—Federal Expense.....             | 4,535.56       |                              |
| Allotments for Unemployable Relief.....                 | 592,273.67     |                              |
| Purchase and Distribution of Surplus Commodities.....   | 66,047.78      |                              |
| Tuberculosis Expenditures .....                         | 12,374.94      |                              |
| State Administrative Expense.....                       | 35,747.18      |                              |
| State's Share of County Administrative Expense.....     | 106,490.21     |                              |
| Total Expenditures .....                                |                | <u>4,153,425.59</u>          |
| UNOBLIGATED BALANCE, SEPTEMBER 30, 1938.....            |                | <u><u>\$1,276,547.79</u></u> |

Table V

STATE AND FEDERAL FUNDS ALLOTTED TO COUNTIES FOR WELFARE PURPOSES

July, August and September, 1938

| Counties      | Unemployable Relief  | Old Age Pensions      | Aid to the Blind    | Aid to Dependent Children | Public Welfare Administration | Tuberculosis Aid    | Total                 |
|---------------|----------------------|-----------------------|---------------------|---------------------------|-------------------------------|---------------------|-----------------------|
| Adams         | \$ 6,091.00          | \$ 41,963.71          | \$ 362.40           | \$ 3,028.30               | \$ 1,394.00                   |                     | \$ 52,839.41          |
| Alamosa       | 4,482.00             | 16,929.29             | 155.25              | 1,056.00                  | 394.20                        |                     | 23,016.74             |
| Arapahoe      | 13,397.00            | 82,485.35             | 742.50              | 7,883.99                  | 2,156.94                      | \$ 529.85           | 107,195.63            |
| Archuleta     | 1,897.00             | 13,289.17             | 67.50               | 180.00                    | 552.77                        |                     | 15,986.44             |
| Baca          | 5,820.00             | 26,626.69             |                     | 1,911.00                  | 1,191.00                      |                     | 35,548.69             |
| Bent          | 3,320.00             | 25,392.94             | 341.25              | 1,191.34                  | 1,125.33                      | 210.41              | 31,581.27             |
| Boulder       | 14,569.00            | 90,567.77             | 1,041.39            | 6,372.41                  | 3,797.23                      | 1,426.61            | 117,774.41            |
| Chaffee       | 6,819.00             | 25,085.54             | 360.75              | 2,605.33                  | 888.97                        |                     | 35,759.59             |
| Cheyenne      | 2,281.00             | 13,889.98             | 116.25              | 466.00                    | 440.35                        |                     | 17,193.58             |
| Clear Creek   | 3,134.00             | 8,036.78              | 303.75              | 574.67                    | 389.12                        |                     | 12,438.32             |
| Conejos       | 6,100.00             | 36,498.41             | 281.25              | 1,948.00                  | 916.30                        |                     | 45,743.96             |
| Costilla      | 5,820.00             | 19,956.35             | 325.14              | 313.59                    | 1,079.20                      |                     | 27,494.28             |
| Crowley       | 2,487.00             | 17,797.55             | 264.75              | 1,269.99                  | 559.00                        | 493.53              | 22,871.82             |
| Custer        | 859.00               | 10,157.38             | 405.00              | 328.00                    | 324.84                        |                     | 12,074.22             |
| Delta         | 5,264.00             | 50,297.44             | 1,212.26            | 3,846.01                  | 1,507.47                      | 200.32              | 62,327.50             |
| Denver        | 207,939.92           | 834,225.59            | 7,450.14            | 74,670.67                 | 28,150.59                     | 1,031.48            | 1,153,468.39          |
| Dolores       | 1,119.00             | 5,076.64              | 30.00               | 408.00                    | 277.13                        |                     | 6,910.77              |
| Douglas       | 1,500.00             | 9,231.75              | 239.63              | 1,196.66                  | 440.36                        |                     | 12,608.40             |
| Eagle         | 2,261.00             | 12,868.46             |                     | 1,164.84                  | 466.43                        | 109.69              | 16,870.42             |
| Elbert        | 1,800.00             | 14,582.40             | 146.25              | 1,102.67                  | 798.27                        |                     | 18,429.59             |
| El Paso       | 24,510.00            | 176,519.56            | 2,507.26            | 10,505.40                 | 4,921.83                      | 1,637.53            | 220,601.58            |
| Fremont       | 13,285.00            | 72,569.60             | 1,153.12            | 4,848.00                  | 1,479.11                      |                     | 93,334.83             |
| Garfield      | 4,570.00             | 32,697.12             | 696.75              | 2,544.67                  | 1,192.30                      | 16.35               | 41,717.19             |
| Gilpin        | 721.00               | 4,883.50              |                     | 453.34                    | 418.83                        |                     | 6,476.67              |
| Grand         | 1,501.00             | 6,543.95              | 191.25              | 271.33                    | 361.26                        |                     | 8,868.79              |
| Gunnison      | 3,504.00             | 10,720.50             | 195.38              | 1,118.01                  | 596.40                        |                     | 16,134.29             |
| Hinsdale      | 240.00               | 937.92                |                     |                           | 88.02                         |                     | 1,265.94              |
| Huerfano      | 17,675.00            | 67,010.85             | 787.50              | 90.00                     | 2,454.17                      |                     | 88,017.52             |
| Jackson       | 426.00               | 3,150.42              |                     | 273.99                    | 140.97                        |                     | 3,991.38              |
| Jefferson     | 12,500.00            | 67,010.24             | 1,598.39            | 7,716.34                  | 1,851.23                      | 314.14              | 90,990.34             |
| Kiowa         | 1,718.00             | 12,568.04             | 65.72               | 665.66                    | 655.75                        |                     | 15,673.17             |
| Kit Carson    | 4,400.00             | 38,778.98             | 202.50              | 2,757.33                  | 1,159.18                      |                     | 47,297.99             |
| Lake          | 3,695.00             | 10,001.69             | 258.75              | 445.99                    | 383.43                        |                     | 14,784.86             |
| La Plata      | 4,721.00             | 43,497.86             | 528.18              | 2,042.67                  | 1,252.18                      |                     | 52,041.89             |
| Larimer       | 19,018.00            | 114,839.70            | 1,083.97            | 8,783.99                  | 5,114.46                      | 464.79              | 149,304.91            |
| Las Animas    | 30,950.00            | 114,417.00            | 2,820.75            | 7,282.00                  | 5,298.46                      | 564.43              | 161,332.64            |
| Lincoln       | 3,322.00             | 24,822.30             | 333.00              | 1,101.00                  | 847.70                        | 67.48               | 30,493.48             |
| Logan         | 6,858.00             | 38,967.38             | 766.50              | 3,009.34                  | 1,241.06                      | 276.98              | 51,119.26             |
| Mesa          | 4,900.00             | 71,291.59             | 1,273.12            | 1,914.00                  | 1,837.86                      | 1,129.51            | 82,346.08             |
| Mineral       | 280.00               | 2,039.26              |                     | 90.00                     | 120.20                        |                     | 2,529.46              |
| Moffat        | 2,091.00             | 14,530.85             |                     | 819.40                    | 495.86                        |                     | 17,937.11             |
| Montezuma     | 3,360.00             | 25,020.02             | 292.50              | 1,584.00                  | 836.77                        | 244.60              | 31,337.89             |
| Montrose      | 4,819.00             | 42,122.35             | 474.75              | 1,536.67                  | 997.60                        |                     | 49,950.37             |
| Morgan        | 7,375.00             | 47,853.83             | 513.00              | 4,095.33                  | 1,044.66                      |                     | 60,881.82             |
| Otero         | 8,861.00             | 63,208.34             | 1,176.66            | 5,583.34                  | 3,223.97                      | 917.59              | 82,970.90             |
| Ouray         | 1,059.00             | 7,903.88              | 135.00              | 702.67                    | 225.06                        |                     | 10,025.61             |
| Park          | 834.00               | 7,958.41              |                     | 413.17                    | 382.72                        |                     | 9,588.30              |
| Phillips      | 2,494.00             | 13,969.89             | 101.25              | 1,244.00                  | 259.07                        |                     | 18,068.21             |
| Pitkin        | 1,585.00             | 8,835.88              | 190.11              | 558.00                    | 353.61                        |                     | 11,522.60             |
| Prowers       | 6,655.00             | 40,637.12             | 483.75              | 4,064.99                  | 1,853.92                      | 779.58              | 54,474.36             |
| Pueblo        | 39,457.75            | 177,402.37            | 2,904.75            | 9,661.33                  | 7,026.35                      | 736.61              | 237,189.16            |
| Rio Blanco    | 982.00               | 8,438.45              |                     | 758.66                    | 348.28                        |                     | 10,527.39             |
| Rio Grande    | 4,262.00             | 27,687.56             | 273.37              | 1,619.01                  | 859.96                        | 208.55              | 34,910.45             |
| Routt         | 2,513.00             | 24,269.00             | 258.75              | 2,451.33                  | 895.91                        |                     | 30,387.99             |
| Saguache      | 2,135.00             | 16,853.24             | 67.50               | 683.17                    | 551.43                        |                     | 20,290.34             |
| San Juan      | 777.00               | 2,499.95              |                     | 218.00                    | 239.00                        |                     | 3,733.95              |
| San Miguel    | 2,000.00             | 8,501.05              | 247.50              | 180.00                    | 344.70                        | 69.20               | 11,342.45             |
| Sedgwick      | 1,315.00             | 12,553.64             | 120.00              | 871.33                    | 374.00                        | 81.27               | 15,315.24             |
| Summit        | 642.00               | 5,168.80              |                     | 156.00                    | 222.62                        |                     | 6,189.42              |
| Teller        | 2,622.00             | 20,166.87             | 366.75              | 320.67                    | 606.62                        |                     | 24,153.86             |
| Washington    | 3,733.00             | 25,917.75             | 337.50              | 2,224.34                  | 688.04                        | 70.95               | 32,900.63             |
| Weld          | 31,121.00            | 155,040.75            | 1,273.50            | 16,847.38                 | 5,655.38                      | 1,812.24            | 211,750.25            |
| Yuma          | 5,177.00             | 39,242.95             | 382.50              | 2,340.00                  | 1,325.89                      | 147.45              | 48,615.79             |
| <b>TOTALS</b> | <b>\$ 591,623.67</b> | <b>\$3,064,009.60</b> | <b>\$ 37,906.74</b> | <b>\$226,363.32</b>       | <b>\$107,075.32</b>           | <b>\$ 13,541.14</b> | <b>\$4,040,519.79</b> |

## Aid to the Blind

The responsibility of administering the Aid to the Blind Act, which became effective on April 1, 1936, was given to the State Department of Public Welfare. The function of determining eligibility under the Act is concentrated in the County Departments of Public Welfare. They are charged with the responsibility of providing appropriate services to the end that eligible blind persons may have, so far as possible, full, active, independent lives. The degree of blindness of each applicant and the likelihood of improvement or restoration of vision by medical or surgical care is determined by approved ophthalmologists prior to the granting of assistance. Blindness is defined in Section 2 of the Aid to the Blind Act: "A person shall be considered as blind for the purposes of this Act who has vision in the better eye with correcting glasses of 20/200 or less or a disqualifying visual field defect, as determined upon examination hereinafter provided by an ophthalmologist licensed to practice in Colorado and designated to make such examinations by the State Department in the manner provided by this Act."

Since the benefits to be derived from this Act are not restricted to those who can qualify for assistance as blind in accordance with the above definition, the program for the prevention of blindness has been enhanced. Section 18—"Expenses for treatment" reads: "Temporary assistance may be granted by the county department to any applicant or additional assistance granted to any recipient who is in need of treatment either to prevent blindness or to restore his eyesight whether or not he is blind as defined in Section 2 of this Act, if he is otherwise qualified for assistance under this Act. The assistance may include necessary traveling expenses and other expenses to receive treatment from a hospital or clinic designated by the State Department. Such payment shall be allowed and paid in the same manner as assistance to the blind provided by this Act, and shall be subject to the reimbursement by the state in the same manner as assistance to the blind."

There were 205 Aid to the Blind applications acted upon by the County Boards of Public Welfare during the fiscal year July 1, 1937 to July 1, 1938—

135, or 65.9 per cent, were approved for assistance and 70, or 34.1 per cent, were not accepted. Table VI shows the various reasons used as bases for withholding approval. The 26, who had sufficient resources, represented the largest group and did not comply with the requirement specified in the Law—in order to be eligible for Aid to the Blind, a person must have insufficient income or other resources to provide a reasonable subsistence compatible with decency and health. The group of 16 persons who possessed vision to the extent that the blindness requirement was not met represented the second largest number. It will be noted that two applicants did not wish to accept medical treatment or hospitalization which was recommended by the ophthalmologist. Section 17—"Restoration of eyesight" specifies: "No assistance under this Act shall be granted or continued to any person who refuses medical, surgical, or other treatment when his eyesight may be partially or wholly restored by such treatment, and a certificate in writing to that effect is made by the examining ophthalmologist." According to the ophthalmologist, treatment was not necessary for one applicant and an operation would not benefit another. These applicants applied for medical treatment only, since they had sufficient resources for living expenses and did not require monthly grants of Aid to the Blind.

The ages of those applicants who were not granted awards ranged from 17 years to 85 years—one was 17 and one was 85; 68.6 per cent were 50 years and over. Sixty-six were of the white race, 4 of the Negro race. Approximately three-fourths were in household groups—living with the spouse only, with the spouse and others, or with other relatives.

During the period July 1, 1937-July 1, 1938, 124 cases were closed. Death, complete or partial restoration of vision, and transference to Old Age Pension rolls were indicated as the reasons for closing almost three-fourths of the cases: 24 died; 12 regained their vision either wholly or partially; and 53 met eligibility requirements for Old Age Pension and were transferred to this type of assistance. Approximately 50 per cent of these transfers occurred in October, 1937, the month after the \$45.00 Old Age Pension Act became effective.

**Table VI**  
**AID TO THE BLIND STATISTICS**  
**July 1, 1937-July 1, 1938**

|  |        |     |
|--|--------|-----|
| Applications   |        |     |
| Pending—June 30, 1937.....   |        | 24  |
| Received during the period.....  |        | 206 |
| Total .....  |        | 230 |
| Disposed of during the period.....   |        | 205 |
| A. Granted .....   | 135    |     |
| B. Not granted.....  | 70     |     |
| 1. Sufficient resources.....   | 26     |     |
| 2. Not blind as defined in Law.....  | 16     |     |
| 3. Residence requirements not met.....                                     | 8      |     |
| 4. Withdrawal .....  | 4      |     |
| 5. Citizenship requirements not met.....                                   | 3      |     |
| 6. Receiving Old Age Pension.....  | 3      |     |
| 7. Death .....   | 2      |     |
| 8. Did not consent to operation.....                                       | 2      |     |
| 9. Moved out of county.....  | 1      |     |
| 10. In need of institutional care.....                                     | 1      |     |
| 11. Treatment not necessary.....   | 1      |     |
| 12. Private organization assumed responsibility.....                       | 1      |     |
| 13. Operation would not benefit.....                                       | 1      |     |
| 14. Under 18 years of age.....   | 1      |     |
| Pending—June 30, 1938.....   |        | 25  |
| . . . . .  |        |     |
| Cases Under Care   |        |     |
| Continued from June, 1937.....   |        | 588 |
| Added during period.....   |        | 135 |
| Total .....  |        | 723 |
| Closed during period.....  |        | 124 |
| Reason for closing   | Number |     |
| 1. Transferred to Old Age Pension rolls.....                               | 53     |     |
| 2. Death .....   | 24     |     |
| 3. Vision wholly or partially restored.....                                | 12     |     |
| 4. Relatives became able to support.....                                   | 8      |     |
| 5. Admitted to public institution.....                                     | 6      |     |
| 6. Transferred to another county.....                                      | 6      |     |
| 7. Became self-supporting for reasons other than restoration of sight..... | 5      |     |
| 8. Not eligible for original grant.....                                    | 5      |     |
| 9. Admitted to voluntary institution.....                                  | 3      |     |
| 10. Moved to another state.....  | 1      |     |
| 11. Transferred to WPA.....  | 1      |     |
| Continued to July, 1938.....   |        | 599 |

An analysis was made of factors relative to 120 of the applicants who were accepted for this assistance. There were 116 persons who had never received Aid to the Blind, and the remaining 4 persons had received it previously—their cases were re-opened after having been closed for a period of time.

The Law states: "The amount of assistance which any recipient shall receive, shall be determined by the county department, with due regard to the resources and necessary expenditures of the individual and the conditions existing in each case and in accordance with the rules and regulations made by

the State Department, but in no case shall it be an amount, which when added to the income of the applicant including income from property, as computed under the terms of this Act shall exceed, for an applicant without dependents Forty-five Dollars (\$45.00) per month; and for an applicant with dependents Sixty Dollars (\$60.00) per month; and provided further that in no case shall the assistance granted by the county department exceed Thirty Dollars (\$30.00) per month." The monthly payment of the 120 applicants ranged from \$8.00 to \$30.00. The maximum monthly award of \$30.00 was granted to 71, or 59.2 per cent; 22 were awarded \$25.00 to

\$30.00; 15 were awarded \$20.00 to \$25.00; and the remaining 12 received awards under \$20.00.

There were 92 applicants, or 76.7 per cent, who had no other source of income; 8 realized income from earnings; 7 received regular contributions from friends or relatives; 3 had income from the sale of farm produce; and the other 10 persons received income from invested capital, real property, or workmen's compensation.

In 98 households, no other type of public or private assistance was received simultaneously with Aid to the Blind. Two households had grants of Aid to Dependent Children; 11 had grants of Old Age Pension; 3 received General Relief; 5 received WPA; and 1 had another grant of Aid to the Blind.

Section 6 of the Law states: "No person receiving assistance under this Act shall at the same time receive any other public relief from the state or from any instrumentality or political subdivision thereof, except for temporary medical and surgical assistance." It was shown that approximately 50 per cent of the applicants had been recipients of some type of public assistance prior to the date of application for Aid to the Blind. General Relief and Old Age Pension were the types most frequently indicated.

Ten of the applicants were gainfully employed. The awards granted to them ranged from \$8.00 to \$30.00; 2 received \$30.00; 3 received \$20.00; 1 received \$18.00; 2 received \$12.00; 1 received \$10.00; and 1 received \$8.00.

**APPLICANTS ACCEPTED FOR AID TO THE BLIND  
CLASSIFIED BY AGE ON JULY 1, 1938,  
AND BY EMPLOYMENT  
July 1, 1937-July 1, 1938**

| Age           | Not   |          |
|---------------|-------|----------|
|               | Total | Employed |
| Total.....    | 120   | 110      |
| Under 20..... | 2     | 2        |
| 20-25 .....   | 3     | 3        |
| 25-30 .....   | 5     | 5        |
| 30-35 .....   | 6     | 6        |
| 35-40 .....   | 6     | 5        |
| 40-45 .....   | 3     | 3        |
| 45-50 .....   | 7     | 5        |
| 50-55 .....   | 15    | 12       |
| 55-60 .....   | 18    | 16       |
| 60-65 .....   | 19    | 18       |
| 65-70 .....   | 14    | 13       |
| 70-75 .....   | 3     | 3        |
| 75-80 .....   | 8     | 8        |
| 80-85 .....   | 10    | 10       |
| 85-90 .....   | 1     | 1        |

The age of the applicants averaged 57 years and ranged from 18 years, which is the minimum age, to 85 years. The 22 persons under the age of 40, who were accepted for assistance, would have been ineligible under the prior Blind Act inasmuch as it provided for a minimum age of 40 years. One interesting fact was disclosed relative to the distribution of the sexes in these age groups—34, or 69.4 per cent, of the females were 55 years and over, but only 39, or 54.9 per cent, of the males were 55 years and over.

In the group accepted for Aid to the Blind, there were 71 white men, 46 white women, and 3 Negro women. A study of the living arrangements, which were to be effective when the first Aid to the Blind payment was received, reveals that one-fifth of the total number lived alone notwithstanding their lack of vision.

**LIVING ARRANGEMENT AND SEX OF APPLICANTS ACCEPTED FOR AID TO THE BLIND**

July 1, 1937-July 1, 1938

| Living Arrangement                           | Total | Male | Female |
|--|-------|------|--------|
| Total.....                                   | 120   | 71   | 49     |
| Alone .....                                  | 24    | 16   | 8      |
| With spouse only.....                        | 17    | 12   | 5      |
| With spouse and others.....                  | 29    | 19   | 10     |
| With other relatives, without spouse .....   | 42    | 20   | 22     |
| In household group, not with relatives ..... | 8     | 4    | 4      |

The marital status of the applicants was indicated as follows: 64 single or widowed; 47 married; 9 divorced or separated. One-fifth of the males and approximately one-third of the females were widowed; approximately one-half of the males and one-third of the females were married; the sexes were proportionately divided in the single, divorced, and separated groups.

The United States was the country of birth of 110; Europe was the continent of birth of the 10 foreign-born persons—1 in England, 2 in Wales, 1 in Ireland, 3 in Sweden, and 3 in Denmark. These foreign-born persons, 8 males and 2 females, were citizens of the United States—a necessary qualification under this Act. Colorado was the birthplace of 28 white applicants; Illinois, 12; Iowa, 11; Missouri, 11; Kansas, 9; New Mexico, 8; New York, 5; Pennsylvania, 5; Indiana, Michigan, Wisconsin, South Dakota, Nebraska, Virginia, North Carolina, Georgia, Mississippi, and Montana were represented as the birthplaces of the remaining 18 white persons; 2 of the Negroes were born in Louisiana, and 1 in Missouri.

(Continued on Page 33)

## Child Welfare Division

### "THEY ALL HELPED"

"We have three little girls in jail this morning," the Sheriff telephoned the Child Welfare Worker. "Their father, Mr. Gail, whom I know, came to me last night saying he was without money and didn't want to impose on any of his friends by requesting assistance from them. He asked if he and the girls could spend the night in the jail, so I took them in. I don't think he's well; he doesn't appear to have enough energy to get out and help himself. Jail is really no place for the girls, so I thought I'd ask you for help."

"I'll be right over," the Child Welfare Worker promised. In a few minutes she appeared at the Sheriff's office and was escorted to the jail.

The girls rose to their feet as she entered. They were nice looking children, but their hands and faces were covered with grime and their dresses were worn and faded. Six-year-old Marjorie and Ruth, her eight-year-old sister, drew close to their older sister, Genevieve, who put a protective arm around each one.

In a comparatively short time, the Child Welfare Worker gained the confidence of the girls and their father. She learned that Mr. Gail had held a responsible position with a large firm, but had recently lost it because of excessive drinking. Shortly after this, Mrs. Gail had deserted her husband and family and her whereabouts was unknown. There were no other close relatives who could provide care for the children. As the Sheriff had said, the father was evidently ill for he was pale and languid. The Child Welfare Worker secured a boarding home where the children were placed temporarily while the necessary medical examinations were given them. Because of the father's apparent illness, it was deemed advisable that he, too, have a complete medical examination, and financial arrangements were made by the Director of the County Department of Public Welfare for this service to the entire family.

The examinations disclosed that Mr. Gail was in need of prolonged hospital care because of a blood infection and that the girls were badly in need of tonsillectomies. As Mr. Gail had served in the World War, he was admitted to a Veterans' Hospital for treatment. It was necessary, therefore, to make more permanent plans for the care of the children.

The Child Welfare Worker knew Mr. and Mrs. French who lived on a farm located five miles from

town. They had two daughters, both of whom were older than Genevieve. All members of the family were interested in taking the Gail children into their home and Genevieve, Marjorie, and Ruth appeared pleased with the possibility of being placed in the French home.

The County Department of Public Welfare had been most co-operative in financing medical examinations and providing some clothing, but the Child Welfare Worker did not wish to ask them for funds which were needed for additional clothing and for the tonsillectomies which the doctor had recommended. She decided to present the case to her local advisory committee which was composed of representatives of local organizations and other outstanding citizens of the county.

". . . That, ladies and gentlemen, is the situation, and I'm asking your help," she said in conclusion. They were all interested, and several members offered to request the assistance of their organizations.

"I have just taken it up with the Club," Mr. Bercher, a member of the advisory committee, said when he later telephoned the Child Welfare Worker. "The Elks will be glad to provide shoes and necessary clothing for the little girls."

The Child Welfare Worker accompanied the children to the store to purchase clothing in order that they might be suitably dressed before they were transferred to their new home in the country. The girls chose woolen skirts, bright-colored sweaters, and sturdy oxfords. They were delighted with their purchases and Genevieve, who seemed even more overjoyed than her younger sisters, paused several times to admire herself in the numerous mirrors which they passed as they walked through the store.

They had told the Child Welfare Worker that they would like to live in the country, but as they approached the French home, they began to wonder if they would be happy there, and if the two daughters of the family would be agreeable.

Mrs. French came out to meet the Child Welfare Worker and the three little girls as they drove into the yard. She greeted them cordially and took them into the house as she was eager to present the children to her husband and daughters.

"We're sure going to like it here," Genevieve whispered to the Child Welfare Worker as she was leaving. "This sure is a swell place."

(Continued on Page 36)

**Table VII**  
**AID TO DEPENDENT CHILDREN IN STATES WITH PLANS APPROVED BY THE**  
**SOCIAL SECURITY BOARD**  
**August, 1938**

| Regions and States        | Number of Recipients |                     | Amount of Obligations Incurred for Payments to Recipients for the Month <sup>1</sup> | Average Per Family | Number of Recipients Per 1,000 Estimated Population Under 16 <sup>2</sup> |
|---------------------------|----------------------|---------------------|--|--------------------|---|
|                           | Families             | Children            |  |                    |   |
| <b>TOTALS</b> .....       | 250,909              | 617,902             | \$7,962,375  | \$31.73            | <sup>2</sup> 22   |
| <b>REGION I</b>           |                      |                     |  |                    |   |
| Maine .....               | 1,334                | 3,527               | 49,942   | 37.44              | 15  |
| Massachusetts .....       | 8,888                | 21,863              | 559,160  | 62.91              | 19  |
| New Hampshire.....        | 350                  | 961                 | 13,135   | 37.53              | 7   |
| Rhode Island.....         | 950                  | 2,609               | 45,753   | 48.16              | 14  |
| Vermont .....             | 337                  | 1,025               | 7,885  | 23.40              | 10  |
| <b>REGION II</b>          |                      |                     |  |                    |   |
| New York.....             | 32,374               | 65,516              | 1,557,720  | 48.12              | 21  |
| <b>REGION III</b>         |                      |                     |  |                    |   |
| Delaware .....            | 493                  | 1,158               | 15,052   | 30.53              | 17  |
| New Jersey .....          | 10,626               | 23,890              | 309,288  | 29.11              | 21  |
| Pennsylvania .....        | 17,656               | 43,269              | 602,733  | 34.14              | 15  |
| <b>REGION IV</b>          |                      |                     |  |                    |   |
| District of Columbia..... | 1,111                | 3,399               | 51,269   | 46.15              | 27  |
| Maryland .....            | 7,290                | 20,003              | 227,882  | 31.26              | 44  |
| North Carolina.....       | 7,308                | 20,245              | 111,088  | 15.20              | 16  |
| West Virginia.....        | 5,711                | 16,735              | 122,291  | 21.41              | 26  |
| <b>REGION V</b>           |                      |                     |  |                    |   |
| Michigan .....            | 12,364               | 28,778              | 431,985  | 34.94              | 22  |
| Ohio .....                | 10,885               | 31,382              | 430,387  | 39.54              | <sup>1</sup> 16   |
| <b>REGION VI</b>          |                      |                     |  |                    |   |
| Indiana .....             | 14,399               | 30,559              | 393,752  | 27.35              | 33  |
| Wisconsin .....           | 10,209               | 23,963              | 361,817  | 35.44              | <sup>3</sup> 30   |
| <b>REGION VII</b>         |                      |                     |  |                    |   |
| Alabama .....             | 5,693                | 16,806              | 102,078  | 17.93              | 17  |
| Florida .....             | <sup>0</sup>         | <sup>0</sup>        | <sup>0</sup>   | <sup>0</sup>       | 0   |
| Georgia .....             | 4,370                | 11,871              | 93,148   | 21.32              | 12  |
| South Carolina.....       | 3,756                | 10,893              | 52,510   | 13.98              | 16  |
| Tennessee .....           | 10,181               | 27,666              | 187,107  | 18.38              | 30  |
| <b>REGION VIII</b>        |                      |                     |  |                    |   |
| Minnesota .....           | 5,977                | 15,174              | 208,543  | 34.89              | <sup>2</sup> 21   |
| Nebraska .....            | <sup>7</sup> 4,359   | <sup>7</sup> 10,174 | <sup>7</sup> 106,904   | 24.52              | 26  |
| North Dakota.....         | 1,042                | 3,207               | 34,938   | 33.53              | 14  |
| <b>REGION IX</b>          |                      |                     |  |                    |   |
| Arkansas .....            | 4,362                | 12,012              | 46,944   | 10.76              | 18  |
| Kansas .....              | 4,233                | 10,206              | 122,097  | 28.84              | 20  |
| Missouri .....            | 5,007                | 12,830              | 156,081  | 31.17              | 13  |
| Oklahoma .....            | 14,993               | 34,686              | 203,523  | 13.57              | 42  |
| <b>REGION X</b>           |                      |                     |  |                    |   |
| Louisiana .....           | 8,992                | 24,719              | 186,814  | 20.78              | 36  |
| New Mexico.....           | 1,478                | 4,285               | 25,891   | 17.52              | 29  |
| <b>REGION XI</b>          |                      |                     |  |                    |   |
| Arizona .....             | 1,846                | 5,513               | 61,687   | 33.42              | 43  |
| <b>Colorado</b> .....     | <b>3,688</b>         | <b>9,550</b>        | <b>113,724</b>   | <b>30.84</b>       | <b>32</b>   |
| Idaho .....               | 2,574                | 6,056               | 67,545   | 26.24              | 39  |
| Montana .....             | 2,008                | 4,739               | 56,585   | 28.18              | 31  |
| Utah .....                | 2,794                | 6,897               | 85,756   | 30.69              | 39  |
| Wyoming .....             | 592                  | 1,464               | 17,921   | 30.27              | 22  |
| <b>REGION XII</b>         |                      |                     |  |                    |   |
| California .....          | 12,502               | 30,940              | 494,553  | 39.56              | <sup>2</sup> 23   |
| Oregon .....              | 1,433                | 3,188               | 53,223   | 37.14              | 13  |
| Washington .....          | 5,876                | 13,062              | 164,399  | 27.98              | 33  |
| <b>TERRITORY</b>          |                      |                     |  |                    |   |
| Hawaii .....              | 868                  | 3,082               | 29,265   | 33.72              | 18  |

<sup>1</sup>Amount of obligations incurred for payments to recipients from Federal, State, and local funds. Administrative expense and expense for hospitalization and burials are excluded.

<sup>2</sup>Estimated with the advice of the U. S. Bureau of the Census as of July 1, 1938.

<sup>3</sup>For 38 States, the District of Columbia, and Hawaii.

<sup>4</sup>Maximum age under State plan is over 16 years but rate is based on 27,330 children under 16 years.

<sup>5</sup>Maximum age under State plan is over 16 years but rate is based on population under 16 years.

<sup>6</sup>Federal funds available, but no payments were made.

<sup>7</sup>In addition, in 76 counties payments amounting to \$19,125.39 were made from local funds without Federal participation to 1,016 families in behalf of 2,401 children under the State mothers' pension law.

Table VIII

**AID TO DEPENDENT CHILDREN IN COLORADO**

**By Counties Issuing Payments**

**Number Families and Children—Expenditures—Average Payment Per Child—  
Average Payment Per Family**

**August, 1938**

| *County               | Number       |              | Money<br>Payments | Average      |              |
|-----------------------|--------------|--------------|-------------------|--------------|--------------|
|                       | Families     | Children     |                   | Per Child    | Per Family   |
| Denver .....          | 1,037        | 2,848        | \$ 37,780.00      | \$13.27      | \$36.43      |
| El Paso.....          | 142          | 380          | 5,140.95          | 13.53        | 36.20        |
| Grand .....           | 4            | 10           | 144.00            | 14.40        | 36.00        |
| Jefferson .....       | 115          | 313          | 3,941.50          | 12.59        | 34.27        |
| Kiowa .....           | 10           | 26           | 331.50            | 12.75        | 33.15        |
| Gunnison .....        | 17           | 52           | 559.00            | 10.75        | 32.88        |
| Cheyenne .....        | 7            | 21           | 227.00            | 10.81        | 32.43        |
| Gilpin .....          | 7            | 17           | 226.00            | 13.29        | 32.29        |
| Weld .....            | 268          | 664          | 8,529.36          | 12.85        | 31.83        |
| Rio Blanco.....       | 12           | 28           | 380.00            | 13.57        | 31.67        |
| Larimer .....         | 140          | 308          | 4,412.00          | 14.32        | 31.51        |
| Washington .....      | 34           | 103          | 1,069.00          | 10.38        | 31.44        |
| Pueblo .....          | 153          | 439          | 4,794.50          | 10.92        | 31.34        |
| Arapahoe .....        | 127          | 316          | 3,974.00          | 12.58        | 31.29        |
| Kit Carson .....      | 44           | 118          | 1,376.00          | 11.66        | 31.27        |
| Lincoln .....         | 18           | 59           | 555.50            | 9.42         | 30.86        |
| <b>COLORADO .....</b> | <b>3,688</b> | <b>9,550</b> | <b>113,724.34</b> | <b>11.91</b> | <b>30.84</b> |
| Ouray .....           | 11           | 30           | 338.00            | 11.27        | 30.73        |
| Mesa .....            | 32           | 94           | 983.00            | 10.46        | 30.72        |
| Costilla .....        | 9            | 35           | 274.40            | 7.84         | 30.49        |
| Morgan .....          | 68           | 187          | 2,057.00          | 11.00        | 30.25        |
| Archuleta .....       | 3            | 13           | 90.00             | 6.92         | 30.00        |
| San Miguel.....       | 3            | 6            | 90.00             | 15.00        | 30.00        |
| Adams .....           | 50           | 113          | 1,474.15          | 13.05        | 29.48        |
| Garfield .....        | 42           | 111          | 1,237.50          | 11.15        | 29.46        |
| Las Animas.....       | 123          | 374          | 3,621.00          | 9.68         | 29.44        |
| Douglas .....         | 21           | 48           | 617.00            | 12.85        | 29.38        |
| Prowers .....         | 70           | 142          | 2,052.50          | 14.45        | 29.32        |
| Routt .....           | 38           | 106          | 1,113.00          | 10.50        | 29.29        |
| Chaffee .....         | 45           | 109          | 1,316.00          | 12.07        | 29.24        |
| Teller .....          | 7            | 16           | 202.00            | 12.63        | 28.86        |
| Clear Creek.....      | 10           | 21           | 283.00            | 13.48        | 28.30        |
| Yuma .....            | 40           | 83           | 1,122.00          | 13.52        | 28.05        |
| Fremont .....         | 90           | 204          | 2,524.00          | 12.37        | 28.04        |
| Elbert .....          | 19           | 52           | 523.00            | 10.06        | 27.53        |
| Jackson .....         | 5            | 13           | 137.00            | 10.54        | 27.40        |
| Crowley .....         | 24           | 66           | 635.00            | 9.62         | 26.46        |
| Summit .....          | 3            | 5            | 78.00             | 15.60        | 26.00        |
| Bent .....            | 22           | 52           | 571.00            | 10.98        | 25.95        |
| Lake .....            | 9            | 24           | 233.00            | 9.71         | 25.89        |
| La Plata.....         | 39           | 118          | 1,003.00          | 8.50         | 25.72        |
| Alamosa .....         | 21           | 73           | 540.00            | 7.40         | 25.71        |
| Logan .....           | 56           | 141          | 1,417.00          | 10.05        | 25.30        |
| Boulder .....         | 130          | 278          | 3,247.10          | 11.68        | 24.98        |
| Baca .....            | 37           | 84           | 919.83            | 10.95        | 24.86        |
| Custer .....          | 7            | 11           | 174.00            | 15.82        | 24.86        |
| San Juan.....         | 4            | 8            | 99.00             | 12.38        | 24.75        |
| Sedgwick .....        | 18           | 37           | 443.00            | 11.97        | 24.61        |
| Phillips .....        | 25           | 47           | 615.00            | 13.09        | 24.60        |
| Delta .....           | 79           | 165          | 1,915.00          | 11.61        | 24.24        |
| Otero .....           | 117          | 294          | 2,820.00          | 9.59         | 24.10        |
| Dolores .....         | 9            | 27           | 216.00            | 8.00         | 24.00        |
| Eagle .....           | 25           | 52           | 595.75            | 11.46        | 23.83        |
| Moffat .....          | 19           | 34           | 444.30            | 13.07        | 23.38        |
| Pitkin .....          | 12           | 22           | 279.00            | 12.68        | 23.25        |
| Montrose .....        | 34           | 98           | 771.00            | 7.87         | 22.68        |
| Huerfano .....        | 2            | 7            | 45.00             | 6.43         | 22.50        |
| Park .....            | 9            | 22           | 195.25            | 8.88         | 21.69        |
| Montezuma .....       | 39           | 79           | 843.00            | 10.67        | 21.62        |
| Saguache .....        | 20           | 55           | 369.75            | 6.72         | 18.49        |
| Rio Grande.....       | 46           | 108          | 821.50            | 7.61         | 17.86        |
| Conejos .....         | 58           | 175          | 894.00            | 5.11         | 15.41        |
| Mineral .....         | 3            | 9            | 45.00             | 5.00         | 15.00        |
| Hinsdale .....        | .....        | .....        | .....             | .....        | .....        |

\*Arranged by amount of average award per family—high to low.

## Introducing

### Field Supervisors of the Colorado State Department of Public Welfare

The Field Supervisors of the Colorado State Department of Public Welfare hold a strategic position in the administration of the State Public Welfare program. Because of the close inter-relationship of State and County Departments in a program designed to administer the welfare laws efficiently, it is imperative that the Supervisors act as liaisons between the State office and the County Welfare units. In their respective Districts, they have the responsibility of interpreting the welfare laws and the standards, policies, and procedures which the State Department has formulated in accordance with the various laws and with the requirements of the Social Security Board. Through frequent conferences with County Directors, they assist in developing and applying sound administrative and case work methods which give the most effective and understanding service to recipients of public assistance. In addition, they help in formulating policies in the counties to the end that ad-

ministrative costs may be kept at a minimum consistent with satisfactory service to persons under care. The Field Supervisors concentrate much of their effort on the in-service-training program for the social service personnel in the County Departments. They evaluate relief levels and case work practices through the exhaustive study of financial records, budgets, case histories, and statistical data. By means of regular and special reports sent by the Field Supervisors, the State Department is cognizant, at all times, of the particular problems existent in each county of the state. The State and County Departments are able, therefore, to unite in a concentrated effort to arrive at a satisfactory solution in any given situation. Much of the Supervisors' time is devoted to enhancing harmonious and cooperative relationships between County Departments and other governmental agencies, lay groups, and local organizations; in stimulating community interest; and in disseminating facts relative to the entire welfare program.



**Guy R. Justis**

In March, 1936, Guy R. Justis was appointed Supervisor of District Seven and in April, 1938, he was transferred to District Three. He received a Bachelor of Arts Degree from the University of Denver: major—sociology; minor—political science. He later continued his study in the University of Denver School of Social Work and the University of Chicago School of Social Service Administration. His thesis, the only remaining requirement for a Master of Arts Degree, was recently submitted to the University of Denver School of Social Work. His thorough knowledge of social work was en-

hanced by his experience with the Colorado State-Wide Social Welfare Survey and in research work in the State Office of the Colorado Emergency Relief Administration. Mr. Justis received his appointment to the state staff at the termination of his study in Chicago. He is a member of the Executive Committee of the Denver Chapter of the American Association of Social Workers.



**Bernice W. Miller**

Bernice W. Miller, Supervisor of District One, received her Bachelor of Arts Degree from the University of Denver and subsequently enrolled in

Simmons College, Boston, Massachusetts, for graduate work. In 1934, she completed her professional education in the University of Denver School of Social Work with the exception of one course in individual research. As secretary for the Bureau of Business and Social Research at the University of Denver School of Commerce, Accounts, and Finance, she developed a keen understanding of social problems. Prior to her appointment to the state staff, she held various positions with the Denver Bureau of Public Welfare—Supervisor of a district, of intercounty work, of certification to professional projects, and of the intake division. She has been in her present position with the State Department of Public Welfare since April, 1936. Mrs. Miller is an active member of the American Association of Social Workers.



**Kate Simmons**

The six counties of District Two are under the supervision of Kate Simmons. She attended the Colorado State College of Education where she received her Bachelor of Arts Degree with a major in sociology. From the same institution of learning, she later received her Master of Arts Degree. Her professional education was acquired in the George Warren Brown Department of Social Work at Washington University, St. Louis, Missouri. Her experience in the field of social service was obtained while employed as a case worker for the Weld County ERA and for the St. Louis Relief Committee; as Director of the Morgan County ERA; and as District Director of NYA in a district of thirteen counties. Miss Simmons was appointed to her present position on the staff of the Colorado State Department of Public Welfare in April, 1936.



**Harold F. Wolf**

Harold F. Wolf was appointed Supervisor of District Eight in March, 1936. He was graduated from the University of Denver with a sociology major. After receiving his Bachelor of Arts Degree, he enrolled in the University of Denver School of Social Work from which he received his Master of Arts Degree. Mr. Wolf acquired widespread experience in social service—as Supervisor of the Social Service Division, Homeless Men's Bureau under the Douglas County Relief Administration, Omaha, Nebraska; and as Case Work Supervisor in the Denver Bureau of Public Welfare. He is an active member of the American Association of Social Workers.



**James W. Jacobson**

James W. Jacobson, Supervisor of District Nine, was graduated with a Bachelor of Arts Degree from the University of Illinois where he, also, attended the

School of Law for one year. Later, in the University of Denver School of Social Work, he acquired his professional education in social work and fulfilled all the requirements necessary for a Master of Arts Degree with the exception of one course in individual research. Mr. Jacobson acquired experience in social work in the Transient Division of the FERA as case worker in the Boys' Division; and in the Denver Bureau of Public Welfare as Case Work Supervisor and Secretary of the Men's Division. He has held his present position since December, 1936. Mr. Jacobson is an active member of the American Association of Social Workers.



**Blanche E. Caldwell**

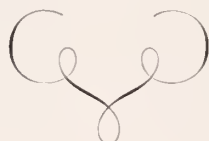
After attending Colorado College and receiving her Bachelor of Arts Degree with a psychology major, Blanche E. Caldwell was employed for several years by the Denver YWCA, where she held the positions of High School Secretary, Office Executive, and Educational Secretary. Her interest in medical work originated and was developed during the seven years she served as private secretary to an eminent Denver surgeon. Miss Caldwell specialized in the medical and family fields at the New York School of Social Work where she received a diploma. After serving as Senior District Worker in the Denver

Bureau of Public Welfare for one year, she attended Columbia University where she received her Master of Arts Degree in psychology. In August, 1936, she was appointed as District Supervisor of District Four. Her organization memberships include: the American Association of Social Workers, the American Association of Medical Social Workers, and the Colorado Medical Social Workers Group.



**Wayne Vasey**

Wayne Vasey, who was appointed Supervisor of District Five, in July, 1937, was graduated from Penn College, Oskaloosa, Iowa, with a Bachelor of Arts Degree. His professional education was obtained in the University of Denver School of Social Work from which he received his Master of Arts Degree. Prior to his entering the field of social work, Mr. Vasey had extensive experience while Assistant Supervisor of the Printshop in Penn College and while editor and publisher of the "Fremont Gazette", Fremont, Iowa. Before accepting his present position of District Supervisor, he was employed in the Denver Bureau of Public Welfare for two years and held the position of case worker in the Division of Single Men and in the Old Age Assistance Division. Mr. Vasey is an active member of the American Association of Social Workers.



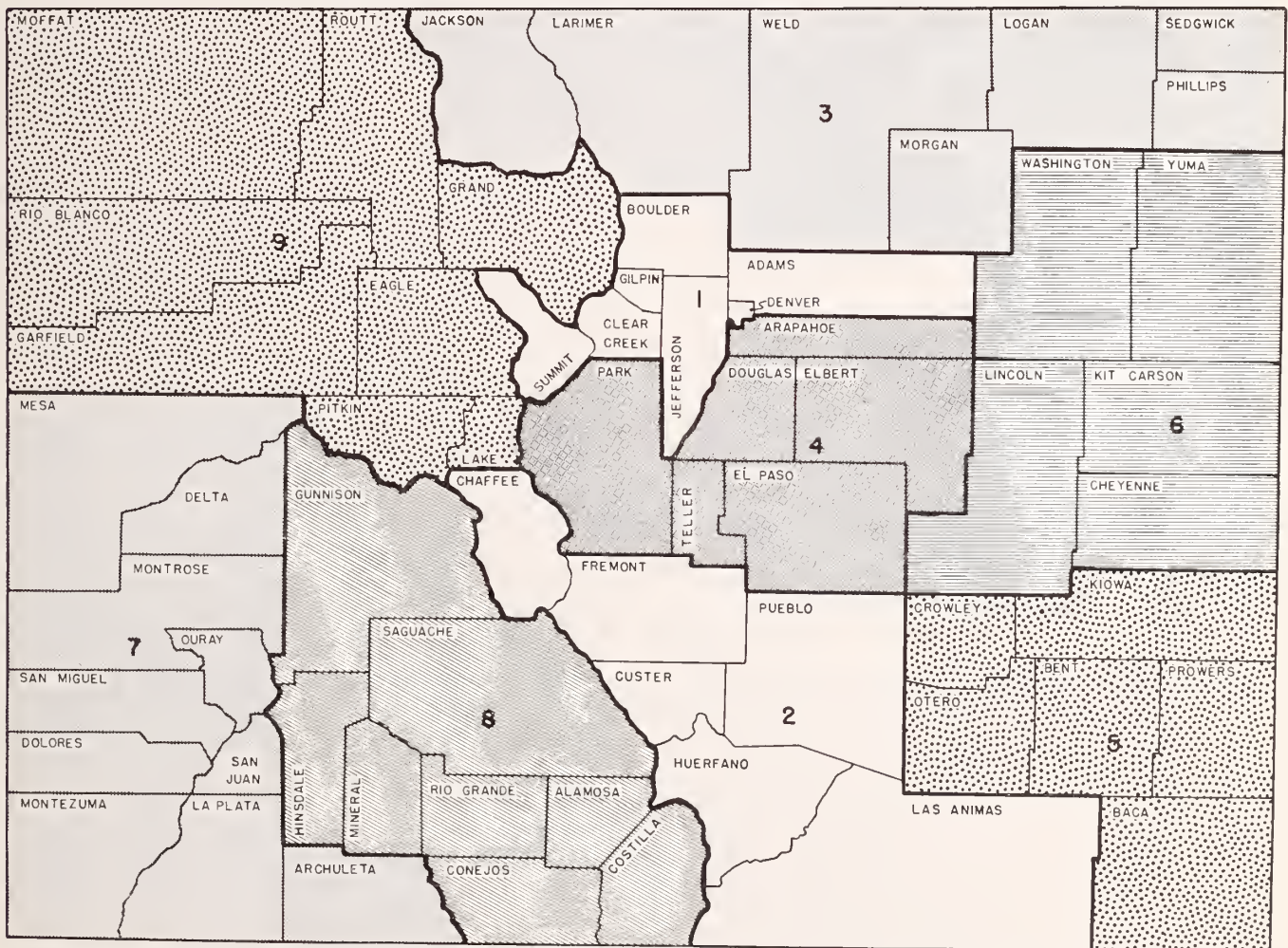
**Grace McDonough**



**Grace McDonough**

Goucher College, Columbia University, and the University of Denver are the institutions in which Grace McDonough, Supervisor of District Seven, obtained her advanced education. She received her Bachelor of Arts Degree from the University of Denver with a sociology major and a psychology minor. Subsequently, she enrolled in the University of Denver School of Social Work for her professional training. For a number of years she held responsible positions in private and public agencies in Denver—Denver Community Chest, Colorado Tuberculosis Association, and the Denver Bureau of Public Welfare. At the time of her appointment to the staff of the State Department of Public Welfare, March, 1938, she was serving in the capacity of case worker in the Aid to Dependent Children Division of the Denver Bureau of Public Welfare. Miss McDonough is a member of the American Association of Social Workers.

**DISTRICTS OF FIELD SUPERVISORS OF THE COLORADO STATE DEPARTMENT OF PUBLIC WELFARE**



DISTRICT ONE: Adams, Boulder, Clear Creek, Denver, Gilpin, Jefferson, Summit—(No formal district organization). DISTRICT TWO: Chaffee, Custer, Fremont, Huerfano, Las Animas, Pueblo—South Central District Organization. DISTRICT THREE: Jackson, Larimer, Logan, Morgan, Phillips, Sedgwick, Weld—Northeastern Welfare District Organization. DISTRICT FOUR: Arapahoe, Douglas, Elbert, El Paso, Park, Teller—(No formal district organization). DISTRICT FIVE: Baca, Bent, Crowley, Kiowa, Otero, Prowers—Southeastern District Organization. DISTRICT SIX: Cheyenne, Kit Carson, Lincoln, Washington, Yuma—Midwestern District Welfare Organization. DISTRICT SEVEN: Archuleta, Delta, Dolores, La Plata, Mesa, Montezuma, Montrose, Ouray, San Juan, San Miguel—(No formal district organization). DISTRICT EIGHT: Alamosa, Conejos, Costilla, Gunnison, Hinsdale, Mineral, Rio Grande, Saguache—San Luis Valley Organization. DISTRICT NINE: Eagle, Garfield, Grand, Lake, Moffat, Pitkin, Rio Blanco, Routt—Northwestern Colorado Public Welfare Association.

# District Meetings

JULY, AUGUST, AND SEPTEMBER, 1938

## South Central District Organization

Mrs. Ellen Kastner, Director of the Huerfano County Department, President.

Mr. George Lake, Director of the Las Animas County Department, Vice-President.

Mrs. Evelyn McCurry, Director of the Fremont County Department, Treasurer.

Mrs. Wilma Ahern, Director of the Pueblo County Department, Secretary.

On August 12, the South Central District Organization held a meeting at Salida, Colorado. Approximately fifty members of the staffs and County Boards were present. In the morning session, Miss Kate Simmons, District Supervisor, led a round-table discussion on county welfare problems, which was followed with speeches by Earl M. Kouns, Director of the State Department of Public Welfare, and C. W. Jackson, Director of Public Assistance. A round-table discussion on Juvenile Probation was conducted by Mr. Jackson in the afternoon.

## Northeastern Welfare District

Mr. Frank Pulliam, Director of the Larimer County Department, President.

Mr. Clyde Clarkson, Worker in the Weld County Department, Secretary-Treasurer.

The regular quarterly meeting of this organization was called to order at 2:00 P. M., August 6, at the Chalets Hotel, Estes Park. The first order of business was the election of officers for the coming year, and those who were chosen are indicated above. Dwight M. Saunders, Director of the Logan County Department of Public Welfare, was the retiring president. Following the business meeting, Miss Clara Perley, Case Work Supervisor in the Larimer County Department of Public Welfare, gave a talk on the relation that social work education has to the actual job of administering and supervising the Public Welfare program. Guy Justis, District Supervisor, reviewed the work of the District Organization during the past two years and gave several suggestions relative to future developments. Mr. Jackson spoke on "What a Worker Should Know". Mr. Kouns discussed current welfare problems, and some of the problems of a County Director were outlined by Mr. Pulliam. The last speaker on the program was Dr. F. A. Forney, who outlined the work in his Division as it pertains to the administration of the Colorado Tuberculosis Act. Four Commis-

sioners, seven Directors, twenty-five workers, and six clerks, or fifty per cent of the entire membership of the organization, attended this meeting, and, in addition, there were twenty visitors.

## Southeastern Welfare Organization

Mr. Van D. Roughton, Director of the Otero County Department, President.

Mr. C. F. Reneau, Director of the Prowers County Department, Vice-President.

Miss Florence Harris, Bookkeeper in the Otero County Department, Secretary-Treasurer.

On July 8, a district meeting of the Southeastern Welfare Organization was held in Ordway. The afternoon session was devoted to a discussion of problems confronting the farmers. This was followed by three sectional meetings relative to reporting and bookkeeping procedures, case recording, and inter-county policies. In the evening a banquet was given.

The annual meeting of the Southeastern Colorado District Organization was held in Lamar, Colorado, September 30. The newly-elected officers are:

Mr. C. F. Reneau, Director of the Prowers County Department, President.

Mr. G. G. O'Brien, Director of the Bent County Department, Vice-President.

Miss Gretchen Skeet, Worker in the Bent County Department, Secretary-Treasurer.

After the business session, Fred Betz, Farm Security Administrator, explained the program to the group, and Earl M. Kouns spoke on state welfare problems. The meeting was then divided into two round-table discussions, one of which was led by Efay N. Grigg, Chief of the Division of Statistics and Research in the State Department of Public Welfare, and the other by Wayne Vasey, District Supervisor. Mrs. Grigg discussed the new statistical reporting procedures, and Mr. Vasey analyzed case work procedures, employing a model case provided by the Otero County Department of Public Welfare as an illustration. In the evening a stage was improvised in the Lamar City Park for the presentation by the Spanish-Americans of the community of an all-Mexican program, which featured native dances and songs. This group made the costumes and provided their own music for the occasion. The din-

ner was prepared by the Spanish-Americans who are receiving instructions in a local cooking school sponsored by the Prowers County Department of Public Welfare.

#### **District Seven (No Formal Organization)**

A meeting of the Board Members and the staffs of the Public Welfare Departments of ten counties, located on the Western Slope, was held on Saturday, August 20, in Ouray. Miss Grace McDonough, District Supervisor, presided at the morning meeting which convened at ten o'clock. Earl M. Kouns discussed current public welfare problems, and C. W. Jackson spoke on "What a Worker Should Know". Dr. F. A. Forney, Director of the Tuberculosis Division of the State Department of Public Welfare, presented an outline relative to the plans of his department for the control of tuberculosis and the treatment and after-care of patients receiving Tuberculosis Assistance. The County Commissioners of Ouray gave a picnic lunch in Box Canon. In the afternoon Mr. Kouns and Mr. Jackson directed a round-table discussion on problems of the County Departments of Public Welfare. Before the meeting adjourned at five o'clock, J. B. Foster, District Supervisor of Surplus Commodities, gave a brief talk relative to his duties in the district. Ten Directors, twenty workers, and fifteen Board Members, or eighty-two per cent of the total members of the county staffs and Boards in the entire ten counties, attended this meeting.

#### **San Luis Valley Organization**

Mrs. Marieta McGregor, Director of the Conejos County Department, President.

Mr. J. J. Miller, Director of the Gunnison County Department, Vice-President.

Mr. C. W. Hardon, Worker in the Saguache County Department, Secretary.

The regular monthly meeting of the San Luis Valley District Organization convened at 10.30 A. M. on July 9, at Conejos, Colorado. Mrs. Agnes Lewis, worker in the Rio Grande County Department of Public Welfare, presented a partial review of "The Public Assistance Worker" by Russell H. Kurtz, which is a recent publication of the Russell Sage Foundation. Mr. Kouns gave a brief account of the National Conference of Social Work held in Seattle, Washington, and this was followed by a short talk by Mr. Jackson. A luncheon was served to the group at the Conejos Trout Lodge. Six Directors, ten workers, two Board Members, and one

clerical worker, or sixty-eight per cent of the entire membership of the organization, attended this meeting.

On August 8, the regular monthly meeting of the San Luis Valley District Organization was held in Gunnison. In the morning session, Mrs. Agnes C. Lewis completed her review of "The Public Assistance Worker". A luncheon was served to the group at the Western State College Cafeteria. At two o'clock, the group reassembled in the Council Room of the Municipal Auditorium to hear Miss Evelyn Johnson, Medical Social Worker in the Division of Crippled Children of the Colorado State Division of Public Health, give an illustrated lecture on the work her department is doing in the state. Following the lecture, Miss Johnson led a general discussion. The organization decided to hold quarterly meetings beginning September 8, 1938, and continuing until May, 1939, and monthly meetings during the summer. The meeting, which was attended by four Directors, eight workers, one Board Member, and four clerical workers, or sixty-four per cent of the total membership of the organization, adjourned at 3:30 P. M.

#### **Northwestern Colorado Public Welfare Association**

Miss Dorothy Wither, Director of the Routt County Department, President.

Mr. Alfred M. Sloss, County Commissioner of Eagle County, Vice-President.

Mrs. Louise Terry, Director of the Moffat County Department, Secretary-Treasurer.

The Northwestern Colorado Public Welfare Association met in Hot Sulphur Springs on Friday, September 23. After a half hour business meeting, Earl M. Kouns outlined new developments in the state welfare program. Following this, C. W. Jackson delivered a talk on "What a Worker Should Know". Three separate groups held luncheon meetings in which problems of special import were discussed. The Public Welfare Boards met with Mr. Kouns; the Directors with Mr. Jackson; and the workers and clerical staffs with James W. Jacobson, District Supervisor. County Board representatives and members of the county staffs participated freely in a round-table discussion which was led by Mr. Kouns and Mr. Jackson from two to four o'clock. At 6:00 P. M. a dinner was served to the group at Buckhorn Lodge, Parshall, Colorado. Six Board Members, eight Directors, six workers, and four clerical workers, or fifty-three per cent of the total membership of the organization, attended this meeting.

# Division of Tuberculosis

In order to obtain Tuberculosis Assistance, the person afflicted with tuberculosis must apply to the Department of Public Welfare of the county wherein he or she resides. Upon receipt of the application for assistance, the County Department investigates the case promptly and completely. A worker makes one or more visits to the applicant's home in order to study the family income and expenditures and to determine if need exists. The investigation also includes observation of the home relative to size, ventilation, cleanliness, furnishings, and heating. She learns the composition of the family—number and age of adults and of children; the habits of the entire family; the attitudes of the members toward each other and toward neighbors. She learns and makes note of the extent to which precautionary measures are taken to prevent the spread of the disease. The State Department utilizes all of this information when considering and making disposition of the case.

After the investigation is completed, the County Department arranges for the applicant's medical examination by a family physician, or by the county physician. Following this, the County Department makes its recommendations on the proper blank, which, in addition to the application and all other information obtained, is sent to the State Department. The Director of Tuberculosis and the Director of Public Assistance review the report, and, if it shows that the applicant is eligible for assistance, the State Department approves the case, notifies the County Department, and designates the sanatorium to which the person is to be admitted for treatment.

Ten sanatoria and two general hospitals have been approved by the Colorado State Department of Public Welfare for the care of indigent persons afflicted with tuberculosis. These institutions have been approved inasmuch as they conform to the standards specified for the treatment of this type of sickness.

Members of the medical staffs in these institutions, specialists in the treatment of tuberculosis, have been approved by the State Department of Public Welfare to provide medical treatment. In addition, the services of specialists in other branches of medicine and surgery are made available to recipients of Tuberculosis Assistance. Dental services on an emergency basis have been given to a number of patients; a program for providing routine dental work is in the process of completion.

During the months of July, August, and September, 1938, there were 31 Tuberculosis Assistance applicants from 12 counties who were approved for hospitalization; however, one refused to accept hospitalization after approval. One hundred and fifty Tuberculosis Assistance patients from 27 counties received hospitalization—some were under care the entire three months and others for a portion of the period. These 150 patients, hospitalized in 10 sanatoria and two general hospitals, represented 10,973 patient days at a total cost of \$26,301.92. The respective counties have been, or will be, reimbursed by the State Department of Public Welfare for one-half of this amount.

## SUMMARY OF TUBERCULOSIS ASSISTANCE CASES

July 1, 1938, Through September 30, 1938

|   |     |
|---|-----|
| Cases under care July 1, 1938.....  | 123 |
| Applications approved during period.....  | 31  |
| New—Never previously approved.....  | 30  |
| Reopened—Case previously discharged.....  | 1   |
| <hr/>   |     |
| Total .....   | 154 |
| Cases disposed of during quarter.....   | 25  |
| Hospitalization not accepted by patient.....  | 1   |
| Care terminated .....   | 24  |
| Death .....   | 5   |
| Discharge .....   | 19  |
| (a) Apparently arrested.....  | 11  |
| (b) No-Clinical .....   | 3   |
| (c) Maximum benefit received.....   | 1   |
| (d) Left against advice.....  | 4   |
| <hr/>   |     |
| Cases under care at end of September, 1938 (Sanatoria, 126;<br>Out-Patient, 3)..... | 129 |

## CASES APPROVED FOR TUBERCULOSIS ASSISTANCE

July, August, and September, 1938

| Classification   | Number |
|--|--------|
| <hr/>  |        |
| Total .....  | 31     |
| <hr/>  |        |
| "Far Advanced Stage".....  | 14     |
| (Of this number, five are receiving pneumothorax; one has died)  |        |
| "Moderately Advanced Stage".....   | 1      |
| "Early Stage".....   | 3      |
| "Indefinite" .....   | 1      |
| "No-Clinical" .....  | 2      |
| "Did not accept hospitalization".....  | 1      |
| "Have not yet entered sanatorium".....   | 6      |
| "Report of examination not yet received".....  | 2      |
| "Left sanatorium before diagnosis was made".....   | 1      |
| Fifteen patients received necessary dental work during this period at a total cost of \$166.55. Under the surgery program, which became effective in May, 1938, the following 10 operations were successfully performed during the three-month period at a total cost of \$384.40: |        |
| Thoracoplasty .....  | 3      |
| (One of this number was a second operation)  |        |
| Phrenicectomy .....  | 2      |
| Pneumoperitoneum .....   | 2      |
| Appendectomy .....   | 1      |
| Abscess .....  | 1      |
| Body Casts.....  | 1      |

## **The U. S. Soil Conservation Service and the Civilian Conservation Corps Program in Colorado**

The Colorado State Department of Public Welfare through the County Departments of Public Welfare select the young men for the Civilian Conservation Corps program in Colorado. The program provides youthful citizens with employment and vocational training, and by means of this employment conserves and develops the natural resources of the nation.

The Civilian Conservation Corps program is of inestimable value to the state of Colorado. There are 39 camps in Colorado with a strength of 6,794 CCC enrollees who are engaged in conservation work. In July, 1938, approximately 2,800 CCC boys were sent to Colorado from Connecticut, Maine, Massachusetts, Missouri, New Hampshire, Rhode Island, and Vermont. The eastern enrollees were assigned to Colorado because there is need for more conservation work in this state than in the more densely populated eastern states. This influx of eastern boys did not decrease the number of Colorado enrollees which totaled 2,300.

The work done by CCC enrollees is planned and supervised by the U. S. Departments of Agriculture and the Interior. Two service units within the Department of Agriculture operate CCC work projects in Colorado, namely, the U. S. Forest Service and the U. S. Soil Conservation Service. In this article the work of the latter will be described.

### **Soil Conservation Service Organization for CCC Projects**

For administrative purposes, the United States is divided into Soil Conservation Service regions. Responsibility for the operation of the program in each region is vested in regional conservators, each of whom has a regional administrator who is directly responsible for the work accomplished in the soil conservation CCC camps. The coordination of the services of the Soil Conservation Service with other agencies in the state carrying out soil conservation practices is the responsibility of the state coordinator. In each region there are soil erosion projects, the work of which are outlined by project managers. The soil conservation CCC camps are assigned to these projects. The work of each camp is under the supervision of a superintendent who has labor foremen and a staff of technicians to assist him.

### **The Soil Erosion District Law of Colorado**

The soil is a basic national resource. The right use of land, therefore, is a matter of public concern. Recognizing the need for soil erosion control, the Colorado State Legislature passed a Soil Conservation Law which became effective May 6, 1937. This law provides authority for the organization of legal districts, locally controlled, for the purpose of preventing further destruction of agriculture and grazing lands by wind and water erosion. Districts are formed by the voluntary action of the landowners. If a district is organized, it cannot be dissolved for five years.

At the present time there are four soil erosion districts in Colorado: one in Moffat County, one in Kit Carson County, and two in Baca County. Seven additional districts are under petition at this time.

### **Objective of the Soil Conservation Service and the Means by Which Attained**

The purpose of the Soil Conservation Service is to establish demonstration areas to control soil erosion caused by wind and water. When a soil conservation CCC camp is located, the land within a radius of 25 miles becomes a demonstration area. The enrollees of the camp under the instruction of the technical staff study the problems of erosion and subsequently outline and plan the methods of control. When the methods of erosion control have been determined, a Conservationist for the Service makes a contract with the private landowner. The owner agrees to supply necessary materials and to carry out the prescribed forms of control which the Soil Conservation Service puts into operation through the work of the CCC enrollees.

There are 295,188 acres under contract in Colorado on which the CCC enrollees are working. Ninety-eight per cent of this total acreage is private land. It is evident that the cooperation of the private landowner with the Soil Conservation Service is essential to the success of an erosion control program.

### **Valuable Training Is Received by CCC Enrollees in SCS Camps**

The ten Soil Conservation Service camps and their locations are: SCS-5-C, Springfield, Baca County; SCS-3-C, Hugo, Lincoln County; SCS-1-C, Trinidad, Las Animas County; SCS-2-C, Beulah, Pueblo County; SCS-6-C, Colorado Springs, El Paso

County; SCS-8-C, Wellington, Larimer County; SCS-10-C, Durango, La Plata County; SCS-11-C, Grand Junction, Mesa County; SCS-7-C, Castle Rock, Douglas County; SCS-9-C, Elbert, Elbert County. On September 20, 1938, 1,748 CCC enrollees, averaging approximately 174 boys in each camp, were working in these ten camps.

A camp superintendent with his assistant and a staff of technically trained men supervises the work of the enrollees assigned to each of the above-named camps. The trained men in the Service are agronomists, engineers, range men, foresters, and junior aides. Many of the latter are junior CCC enrollees who have shown special aptitude for the work and who have been promoted to the technical staff. Four or five skilled foremen complete the technical staff of the camp.

Each camp has an educational program which is directed by an educational adviser with the assistance of the Army commanding officer and the camp superintendent. Academic instruction and vocational training are given in night classes at which attendance is voluntary. Members of the technical staff cooperate in teaching the theory and basic principles of the work program of the enrollees. This instruction is followed by on-the-job-training. In class, an enrollee may learn how to compute and figure the dimensions of a proposed dam; how much soil will be needed for the dam; the angle and placement of the spill-way and other technical points of construction. As the job progresses, the foreman explains each operation in detail. The enrollees are given the opportunity and are encouraged to participate in developing the plans and outlines for work projects in order that they may learn why the plan followed produces the best results.

The work is divided into two general classes, i. e., wind erosion and water erosion control. Wind erosion, they learn, is most effectively controlled by vegetative cover. They are taught and they follow the methods employed to establish this cover on cultivated land and on native pasture land. These practices may include strip cropping, artificial re-seeding, contour cultivation, terracing, furrowing, corregation, and pasture management. The location of watering places for stock, an important feature in pasture management, is a useful part of their experience.

Water erosion control includes the construction of gully plugs and diversion dams, diversion ditches, contour furrowing, pasture corregation, maintenance of vegetative cover, and range management—all of which is a part of their organized work. An important practice of the water erosion control program is the stabilizing of irrigation systems which is the scientific

method applied by CCC enrollees to reduce water wastage.

The majority of enrollees in the Soil Conservation Service camps are from rural areas. Each enrollee has the advantage of returning to his local community with a working knowledge of the latest and most scientific methods of farming and soil erosion control. The common objective of the supervisory personnel is to teach the enrollees to work with their hands and to help them develop good habits and attitudes about work. The combination of these factors will insure the continuation of an erosion control program which will benefit the nation.

### In Conclusion

Mr. Kenneth W. Chalmers, State Coordinator of the Soil Conservation Service says, "The Soil Conservation Service feels that the work of the CCC camps is of inestimable value in the development of the program, not only from the standpoint of the actual erosion control practices put into effect, but also from the viewpoint of training the boys in conservation."

### July Enrollment

In July, 1938, the County Departments of Public Welfare had on file 984 applications of youths eligible for CCC selection. Of this number, 583 youths were sent forward for enrollment; 33 were rejected because of physical disabilities; 550 were accepted and enrolled.

### Discharge Tabulations for the Quarter

| Type and Reason<br>for Discharge                    | July | Aug. | Sept. | Total |
|---|------|------|-------|-------|
| Totals .....  | 133  | 126  | 192   | 451   |
| Honorable Discharges:                               |      |      |       |       |
| Employment .....                                    | 25   | 39   | 46    | 110   |
| Urgent proper call home.....                        | 18   | 19   | 26    | 63    |
| To return to school.....                            | 0    | 9    | 70    | 79    |
| Expiration term of enrollment                       | 51   | 0    | 1     | 52    |
| Other .....   | 1    | 6    | 8     | 15    |
| Administrative Discharges:                          |      |      |       |       |
| Desertion .....                                     | 21   | 35   | 24    | 80    |
| Unwilling to abide by rules<br>and regulations..... | 4    | 3    | 3     | 10    |
| Continued and serious mis-<br>conduct .....         | 5    | 5    | 7     | 17    |
| Physical disability due to<br>own misconduct.....   | 1    | 2    | 0     | 3     |
| Other .....   | 0    | 3    | 4     | 7     |
| Dishonorable Discharges:                            |      |      |       |       |
| Theft .....   | 3    | 2    | 1     | 6     |
| Refusal to work.....                                | 1    | 1    | 1     | 3     |
| Other .....   | 3    | 2    | 1     | 6     |

# Surplus Commodity Division

JULY, AUGUST, SEPTEMBER, 1938

During this quarter, the Surplus Commodity Division experienced unusual activity inasmuch as the stocks from three warehouses were incorporated into one general warehouse at 1621 18th Street, Denver, Colorado. This necessitated a prodigious amount of planning and labor in order that the receipt and delivery of merchandise could be facilitated with interruptions at the minimum.

The initial procedure in the handling of surplus commodities is the receipt of the commodities in the State Warehouse, which is now located at 1621 18th Street, Denver, Colorado. Subsequently, they are allocated to the sixty-three counties in the state—the case load reported by each is the basis of allocation.

Members of the staff of the County Departments of Public Welfare investigate the applicants and, if need is ascertained, they certify the cases to the Commodity Division as eligible for food, wearing apparel, or household goods. Surplus commodities are supplemental aid and cannot be given in lieu of categorical assistance or General Relief. In determining the allocations, the Federal Surplus Commodities Corporation considers not only the available supplies, but also the quantity necessary to supplement the budgetary allowances received by the needy families.

The general classification of the needy includes the blind, dependent children, and unemployables. Marginal cases include employable persons temporarily out of work, Old Age pensioners, transients, and needy large families receiving WPA wages, if these wages are insufficient to meet the budgetary needs. In addition to these classifications, rural resettlement cases are eligible for this supplementary assistance if properly certified to the County Director of Public Welfare by the Farm Security Administration.

## COMMODITIES RECEIVED

July 1, 1938-October 1, 1938

### FROM FEDERAL SURPLUS COMMODITIES CORPORATION

| Commodity       | Pounds    |
|-----------------|-----------|
| Total           | 7,674,003 |
| Beans, Lima     | 180,000   |
| Butter          | 36,751    |
| Cauliflower     | 173,390   |
| Cereal, wheat   | 58,800    |
| Cherries, fresh | 100,034   |

|                  |           |
|------------------|-----------|
| Flour, graham    | 98,000    |
| Flour, wheat     | 4,243,400 |
| Grapefruit juice | 148,200   |
| Milk, dry        | 60,000    |
| Oranges, fresh   | 679,140   |
| Peas, fresh      | 36,288    |
| Potatoes         | 600,000   |
| Prunes           | 540,000   |
| Raisins          | 420,000   |
| Rice             | 300,000   |

The 7,674,003 pounds of food received are equivalent to 256 carloads, each with a capacity of 30,000 pounds, and represent a monetary value of \$318,752.42.

### FROM WPA CANNING PLANTS

| Commodity    | Number of Cans |        |        |        |
|--------------|----------------|--------|--------|--------|
|              | Total          | July   | Aug.   | Sept.  |
| Total        | 114,387        | 26,227 | 17,252 | 70,908 |
| Beans, green | 50,611         | .....  | 6,452  | 44,159 |
| Beets        | 11,991         | .....  | .....  | 11,991 |
| Carrots      | 274            | .....  | .....  | 274    |
| Peas         | 10,485         | 3,675  | .....  | 6,810  |
| Spinach      | 11,218         | 7,618  | 3,600  | .....  |
| Swiss chard  | 29,808         | 14,934 | 7,200  | 7,674  |

The 114,387 cans received from the 3 canning projects in the state are equivalent to 4,766 cases which is a relatively small amount, inasmuch as the requirements for the winter months will be approximately 60,000 cases.

### FROM WPA CANNING PLANTS

#### Commodities Furnished by the Federal Government

| Commodity    | Number of Cans |        |        |        |
|--------------|----------------|--------|--------|--------|
|              | Total          | July   | Aug.   | Sept.  |
| Total        | 110,338        | 13,248 | 24,754 | 72,336 |
| Beans, white | 41,602         | 13,248 | 24,754 | 3,600  |
| Cherries     | 68,736         | .....  | .....  | 68,736 |

### CLOTHING FROM WPA SEWING PROJECTS

| Commodity          | Items   |
|--------------------|---------|
| Total              | 289,419 |
| Clothing           | 274,252 |
| Household articles | 15,167  |

(Continued on Page 36)

## Jefferson County

### County Department Cooperates in Disaster Relief

About seven o'clock Friday evening, September 2, a sudden cloudburst brought a twenty-foot wall of water down Mt. Vernon Canon. In the canon above Morrison, six persons lost their lives when a new road was washed out. Morrison, a popular summer resort with a permanent population of approximately three hundred persons and situated about fifteen miles southwest of Denver, was inundated. Twelve families, consisting of thirty-eight persons, were made homeless, and the business district was practically destroyed.

During the night, rescue crews searched the debris for the dead and the injured. Early Saturday morning Ervin M. Molholm, Director of the Jefferson County Department of Public Welfare, and representatives of the Jefferson County Chapter of the American Red Cross made a survey of the damage, and an hour later they established a joint office in Morrison. Doctors and nurses, operating from the Red Cross headquarters, administered first aid to the injured and inoculated approximately fifty persons against typhoid fever. Six hundred WPA workers and a large number of CCC enrollees began the task of clearing the debris.

An emergency kitchen under the auspices of the Red Cross served more than twelve hundred meals in three days. The National Guard Unit located

east of Golden supplied fresh water to the stricken area.

An emergency shipment of supplies, consisting of fifty reconditioned blankets, five mattresses, and twenty-five boxes of oranges, was sent by the Surplus Commodities Division of the State Department of Public Welfare to care for any needs which might exist. The Jefferson County commodity room supplied additional surplus commodities adequate to care for the emergency.

On the night of the disaster, the homeless families were temporarily housed with friends and neighbors. By Saturday night, however, the Jefferson County Department of Public Welfare had found houses for the permanent location of the unfortunate families and had distributed the food and bedding necessary to re-establish their homes. The Jefferson County Chapter of the American Red Cross and the County Department of Public Welfare discussed each case thoroughly and estimated the loss incurred. The former agency granted sufficient funds to each family in order that lost furniture and other necessities might be replaced.

The Jefferson County Department of Public Welfare and the Red Cross are to be commended for their prompt and efficient action in the rehabilitation of the refugee families. This is an excellent example of the results that are made possible through the complete coordination of the resources of community agencies.

---

### THE COLORADO SOLDIERS' AND SAILORS' HOME

(Continued from Page 1)

—otherwise, they have beds in the women's barracks. No cooking is permitted in the cottages, as all meals are served in the main dining room or, if special diets are necessary, they are served in the hospital dining room. Whenever necessary, the members are cared for in the Home hospital which offers non-operative treatment. Operative cases, other than those of veterans, are given medical service in the Monte Vista hospital. United States Veterans Administration Hospitals assume the responsibility for the care of veterans' operative cases.

Every physically able veteran under the age of sixty-two is assigned detail work for two days of each week. This duty comprises care of lawns,

garden, grounds, and the like, for which no compensation is received. It is the policy of the Commanding Officer, however, to employ as many veteran members as possible in the remunerative jobs of cook, baker, fireman, farm hand, etc. All necessities such as clothing, shaving articles, tobacco, stationery, and stamps are furnished to members who do not receive pensions.

Many members find recreation in fishing in the Home lake or in the Rio Grande River which passes through the Home property. They use the library extensively where they may choose from 3,000 books. Some of them spend their leisure time playing cards or billiards. Church services are held on Sunday afternoons, and free picture shows are given each Monday evening.

# New Offices of County Departments of Public Welfare

## Park County

The Park County Department of Public Welfare in Fairplay has moved to its new home in the City Hall, recently completed at an approximate cost of \$10,000.00. The building is of cinder block construction with stuccoed outer walls, interior walls of light yellow plaster, and woodwork of dark stained oak. All offices are located on the first floor, and, in time, a recreation room for the Fire Department will be completed on the second floor.

The accompanying floor plan shows the two rooms which were especially designed for the offices of the County Welfare Department. They are situated at the left of the main corridor and are easily accessible to the public. Adjoining the Director's private office is a well-lighted and adequately ventilated reception room. In a County Department employing only a clerk-stenographer and a Director, who also acts in the capacity of case worker, this type of arrangement is ideal, inasmuch as the clients are always assured of privacy in their interviews with the Director.

The new offices are, indeed, an improvement over the previous arrangement in which the Public Welfare Department shared a single room with the County Agent and his assistant. The officials of the city of Fairplay and the Park County Board of Public Welfare are to be commended for providing facilities to effect more efficient administration of the duties of the County Department of Public Welfare.

## Grand County

With the organization of the Grand County Department of Public Welfare on April 1, 1936, the County Board of Public Welfare was confronted with the problem of providing quarters for the newly formed Department. Even though the Court House was inadequate for the existing offices, the Sheriff's one-room office was annexed for the emergency. This was not suitable for a welfare office for several reasons: it was located on the second floor, which made it necessary for the clients to climb steep stairs; it was too small to accommodate the Director and his stenographer or, most unfortunate of all, to allow clients to discuss their problems in privacy; it had unsatisfactory lighting and heating facilities.

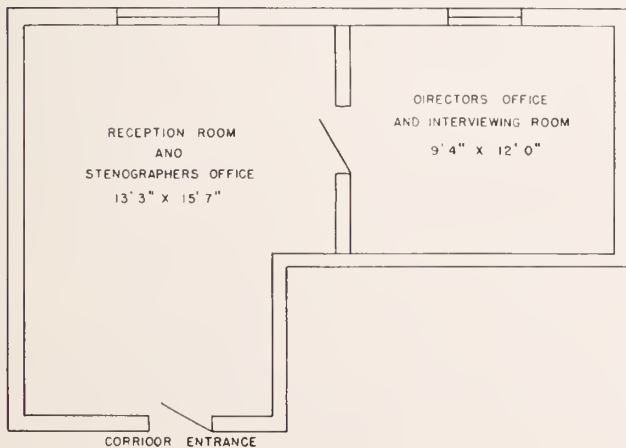
Soon after the organization of the County Department, the County Commissioners began plans for a new Court House and County Building. The Grand County Board of Public Welfare, composed of Arthur M. Wold, Frank Stafford, and James E. Quinn, together with Director Lew Wallace, were keenly aware of the need for more suitable Welfare Department quarters and, after determining the most desirable size and location, they designated two rooms in the building plan.

The new offices of the County Department are located on the first floor. The reception room, opening on the main corridor, is occupied by the stenographer-receptionist. The room is divided by a counter which is used by the stenographer while acting in the capacity of intake clerk. This counter has specially designed compartments for the various records, reports, and forms. Adjoining the reception room and facing the front of the building is the well-ventilated and adequately lighted office of the Director which is also utilized as an interviewing room. Due to the size of the county, one interviewing room will always suffice.

The case records are locked in a file which is within easy reach during interviews. The Director's office also adjoins the Commissioners' office which facilitates his frequent conferences with the County Board.

The office is equipped with the most modern and convenient furnishings available. The desks are of

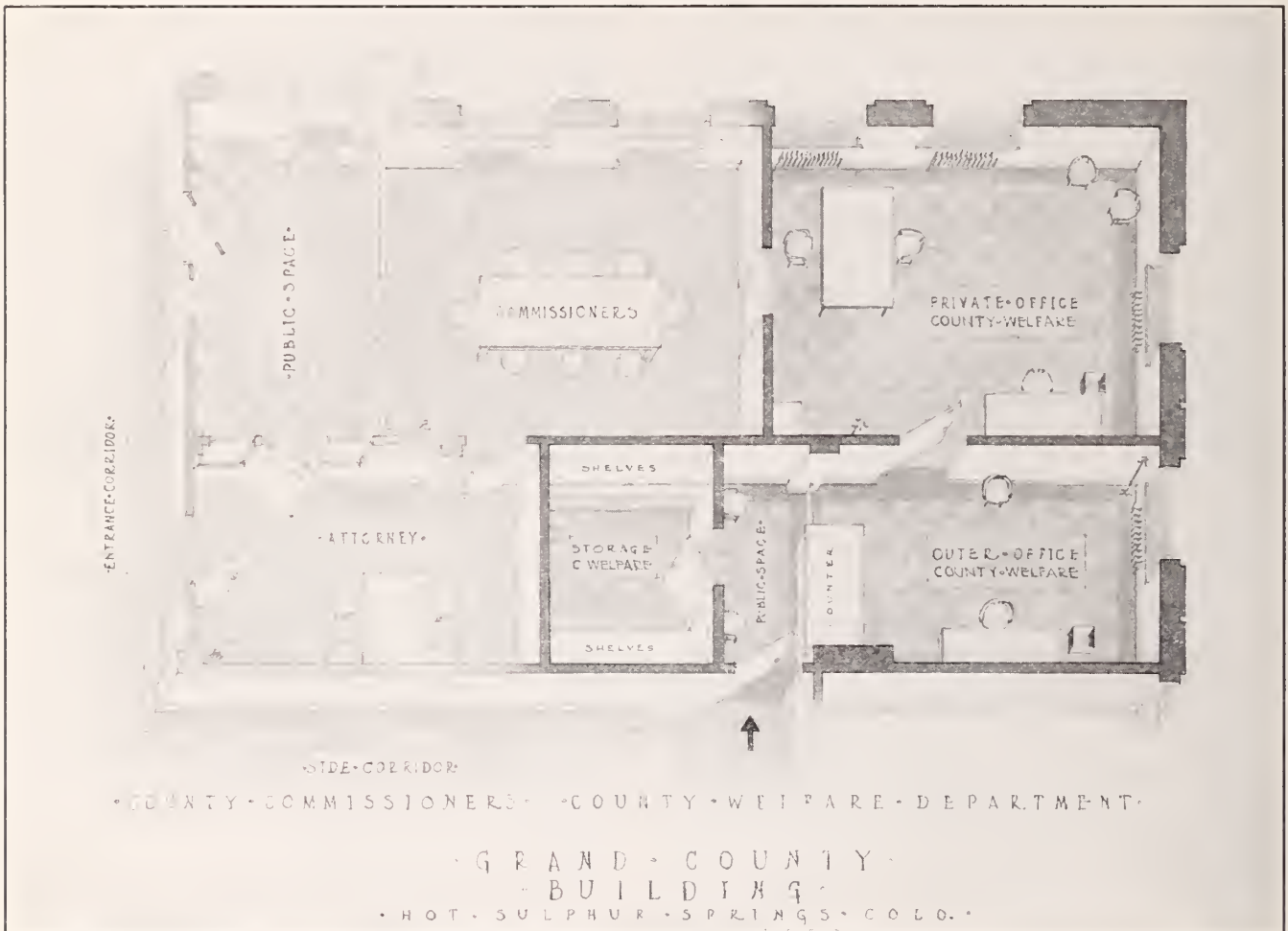
NEW OFFICE OF PARK COUNTY DEPARTMENT OF PUBLIC WELFARE



metal with washable tops, and those of the Director and the stenographer have disappearing typewriter compartments.

The clients have received much better service during the nine months in which the Department

has occupied these new quarters. Since the clients are now assured of privacy, it is possible for them to secure a better understanding of the interpretation of the policies, limitations, and functions of the Welfare Department.



Robert K. Fuller, Architect.

### AID TO THE BLIND

(Continued from Page 17)

Only 6 persons were receiving academic instruction. All received this service in their homes under public auspices. The ages of these 6 persons are of particular interest inasmuch as they were 18, 31, 50, 54, 57, and 63.

Urban residence was indicated for 70 applicants, 28 of whom resided in Denver (the only city in the state having a population of more than 100,000); 42 in towns of 2,500 to 99,999 population. Fifty had residence in rural areas.

An analysis was made of 113 of the 124 cases which were closed. There were 58 whose last monthly payment was \$30.00; 29 whose last monthly payment was between \$25.00 and \$30.00; 15 whose last monthly payment was between \$20.00

and \$25.00; 9 whose last monthly payment was between \$10.00 and \$20.00; and 2 whose cases were closed before any payment was made.

There were 30 persons who had received Aid to the Blind less than a year; 67 who had received it from 1 to 2 years; 6 who had received it from 2 to 3 years; 1 who had received it 3 years—this person was 67 years of age; 4 who had received it 4 to 5 years—all over 70 years of age; 2 who had received it 7 to 8 years—both over 70 years of age; and 3 who had received it 10 or more years—all over 70 years of age.

In these 113 closings there were 70 males—67 white and 3 Negro; 43 females—39 white and 4 Negro. The majority of these, or 78.8 per cent, were 60 years of age or over.

# Colorado Conference of Social Work

TWENTY-FIRST ANNUAL MEETING

NOVEMBER 16, 17, AND 18, 1938

HOTEL SHIRLEY-SAVOY

The 1938 session of the Colorado Conference of Social Work has been arranged for board members, executives of public and private social agencies, social workers, public officials, laymen, and all those interested in the field of social action. It has been the aim of the program committee to offer the kind of program that will be educational and stimulating to those attending the conference and to the communities they represent. It is hoped that all sections of the state may join for the exchange of experience, discussion of new ideas, and the benefits of mutual conference. County Commissioners and other public officials are particularly urged to attend.

The names of many local people will appear on the program this year, and many of the cases used for discussion in the institutes will be cases selected from the files of County Welfare Departments of Colorado. Among the out-of-town participants are Miss Bertha Reynolds, Lecturer, Washington University, St. Louis; Miss Elizabeth McKay, American Foundation for the Blind; Dr. C. E. Rice, Ophthalmological Consultant, Social Security Board, Washington, D. C.; Mr. Nels Anderson, Director, Section on Labor Relations, Employment Division, Works Progress Administration, Washington, D. C.; and others.

The program offers institutes which will meet on Wednesday, November 16, and on Thursday morning, November 17. In order to make discussion possible, the program committee will follow the plan of limiting the members of each institute to twenty-five. The institutes are as follows:

1. Public Welfare Administration—Arranged for County Directors. Leader to be announced.
2. Supervision—Leader, Miss Bertha Reynolds, Lecturer, Washington University, St. Louis. Open to the state field staff and supervisors.
3. Processes of Social Case Work—Leaders, Mrs. Gene Harris, Denver; Mrs. Lenora Hicks Chouke, Instructor, Department of Social Work, University of Denver; and Mrs. Ruth Medway Davis, Instructor, Department of Social Work, University of Denver. Planned to meet the needs of public welfare workers.
4. Special Problems in Child Care—Leader, Mildred Gavin, Field Consultant, State Department of Public Welfare, Child Welfare Division.
5. The Emotional Life of the Child—Leader to be announced.
6. The Blind—Leader, Elizabeth McKay, American Foundation for the Blind.
7. The Social Worker's Role in the Child's Adjustment to Illness—Leader to be announced.
8. The Social Worker's Role in the Adult's Adjustment to Illness—Leader to be announced.
9. Community Relationships—Leaders, Florence W. Hutsinpillar, Director, Department of Social Work, University of Denver; and Alice van Diest, Assistant Professor, Department of Sociology, Colorado College.
10. Social Group Work—Leader to be announced.
11. Submarginal Industries and Their Relation to the Relief Program—Leader, Kenneth Rowe, Regional Director, Region 5, National Youth Administration, State Director, Colorado.

In spite of an early beginning there still remains many details to be settled relative to the general sessions and divisional meetings. The conference will be opened formally Wednesday, November 16, at 8:00 P. M. One of the speakers of the evening will be Earl M. Kouns, President of the Colorado Conference of Social Work and Director of the State Department of Public Welfare—subject, "The Development of the Social Security Program in Colorado". Herbert W. Fairall, Chairman, State Board of Public Welfare, will speak on "The State's Opportunity and Responsibility to Effect Public Understanding of the Social Security Program". "The Emotional Significance of Economic Security" will be given by a third speaker who will be announced later. The conference will close Friday evening, November 18, at a dinner with Bertha Reynolds speaking on "Social Action and the Social Worker".

The divisional meetings, which will open at noon Thursday, November 17, and continue through Friday, promise to be of great interest, with symposiums and round-table discussions on syphilis, the blind, facilities available for medical care, problems of workers in children's institutions, prevention of delinquency, opportunities for private agency services

(Continued on Page 35)

# Book Review

## Intercity Differences in Costs of Living in March, 1935—59 Cities

By Margaret Loomis Stecker.

Research Monograph XII, Division of Social Research, Works Progress Administration, U. S. Government Printing Office, 1937, 216 pp.

This is a study of the living costs of families in 59 cities of more than 25,000 population. It was made for the purpose of measuring intercity cost differences at two specified levels—maintenance and emergency; of finding to what extent the cost of living at a basic maintenance level may be reduced to meet emergency conditions; and of ascertaining what factors contribute to the explanation of observed intercity cost variations. The 4-person manual worker's family, whose costs of living are measured in this investigation, consists of a moderately active man, a moderately active woman, a 13-year-old boy, and an 8-year-old girl. The size and composition of this family was selected because of its similarity to the average census private family which consists of 4.01 persons. The maintenance level provides not only the physical needs but also gives some consideration to psychological values; the emergency level follows more exclusively, although not entirely, the material wants. It is definitely emphasized that neither level represents a desirable living standard.

All the essentials of living considered in the budget are shown at the prevailing retail price at the time of the survey. The budget makes no provision for home-grown food nor for home-dressmaking. Complete self-support, in all respects, is shown on the current cost basis.

In the introduction, it is pointed out that this is the first study which gives authentic figures for a uniform level of living in a large number of places at the same time, and compares the costs on an intercity basis. Several studies had previously been made of the amount of family expenditures and the items purchased.

The cost of living at the maintenance level, averaging \$1,261.00 at March, 1935, prices, ranged from a high of \$1,415.00 in Washington, D. C., to a low

of \$1,130.00 in Mobile, Alabama. The cost of living at the emergency level, averaging \$903.00, also was highest in Washington, D. C., \$1,014.00, but the lowest was in Wichita, Kansas, \$810.00. The technique and procedures outlined in Chapter VII are particularly interesting inasmuch as they show how the various items of cost involved in the quantity budget were devised and standardized. The instructions to workers outlining housing standards and definitions are especially interesting.

This study shows that, while there are deviations, costs are so nearly uniform in the separate cities studied that only in five cities is the difference in averages more than 10 per cent. It definitely shows that living costs are higher in cities 500,000 population or more. The study also brings out the fact that geographic location alone does not determine relative costs of living, but that there are some sections where costs seem to be high with reference to the general average. It is suggested that it might be dangerous to apply the costs in the designated 59 cities to nearby towns. While this is a study of March, 1935, it will be of value to relief administrators as it is indicative of intercity differences in costs of living.

## COLORADO CONFERENCE OF SOCIAL WORK

(Continued from Page 34)

in social work today, the relationship of group work and case work in the interests of the individual, sub-marginal workers and relief, and the function of Boards of Public and Private Social Agencies.

Earl C. Sellars, County Department of Public Welfare, Boulder, Colorado, is treasurer of the conference. The memberships are as follows:

|                               |         |
|-------------------------------|---------|
| Sustaining Membership.....    | \$25.00 |
| Institutional Membership..... | 10.00   |
| Associate Membership.....     | 5.00    |
| Regular Membership .....      | 1.50    |

A preliminary program of the conference will be mailed to members ten days before the conference.

**OLD AGE PENSIONS**

(Continued from Page 12)

numbered the women in the single, divorced, and married groups.

The study included 5,004 of the 5,730 cases closed during the fiscal year. The length of time in which monthly payments had been received ranged from 1 month to 6 years. Approximately one-third of the total number had been recipients for less than a year; approximately one-third for 1 year to 18 months; and approximately one-third for 1½ years to 6 years. The ages at the time of closing ranged from 60 years to 105 years. The median age of the 4,897 Class A pensioners was found to be 74 years.

**OLD AGE PENSION CASES CLOSED DURING THE FISCAL YEAR**

July 1, 1937, Through June 30, 1938

Classified by the Reason for Closing

| Reason for Closing                     | No. Cases | Percent |
|--|-----------|---------|
| Total .....                            | 5,004     | 100.0   |
| Death .....                            | 2,191     | 43.8    |
| Real property (not home) excess        |           |         |
| \$500.00 .....                         | 681       | 13.6    |
| Not eligible for original grant.....   | 617       | 12.3    |
| Became self-supporting.....            | 448       | 8.9     |
| Personal property, excess \$250.00.... | 398       | 8.0     |
| Admitted to public institution.....    | 129       | 2.6     |
| Moved to another state.....            | 75        | 1.5     |
| Relatives became able to support....   | 64        | 1.3     |
| Moved to another county within         |           |         |
| state .....                            | 24        | .5      |
| Admitted to voluntary institution..... | 15        | .3      |
| Miscellaneous .....                    | 362       | 7.2     |

**CHILD WELFARE DIVISION**

(Continued from Page 18)

The Child Welfare Worker had previously discussed this placement with Reverend Alcott, as she always follows the established policy of consulting a minister of the same denomination as the child's parents. When she left the French home, she stopped at the parsonage to tell Reverend Alcott that she had placed the three girls in the French home and that they would accompany the family to Sunday services at his church. She also visited the Bryant School and arranged for the enrollment of the children. The principal and teachers were very interested and offered their co-operation.

When she returned to the office, the Child Welfare Worker learned that Mrs. Forbes, another member of the advisory committee, had telephoned during her absence.

"The American Legion will meet the cost of tonsillectomies for the girls you told us about," Mrs.

Forbes said when the Child Welfare Worker telephoned her. The father had signed a written agreement for medical and surgical care before he left for the Veterans' Hospital, so these operations were performed within the week.

"I was just talking to the principal down at Bryant," said Mr. Dale, a member of the County Board of Public Welfare and of the local advisory committee, when he met the Child Welfare Worker several month later, "I asked him how the Gail children were getting along. He told me that Genevieve was elected president of her class and that Ruth got four "A's" on her report card this time. Although their mother can't be located, and the reports from the hospital indicate the father will never be physically able to provide a home for them, we're going to see that these children are well cared for—all of us will be mighty proud of them some day."

**SURPLUS COMMODITY DIVISION**

(Continued from Page 30)

**PURCHASED BY THE COLORADO STATE DEPARTMENT OF PUBLIC WELFARE**

| Commodity                      | Units       |
|--------------------------------|-------------|
| Blankets, wool, double.....    | 608         |
| Beans, green, for canning..... | 7,373 lbs.  |
| Cabbage, for canning.....      | 32,805 lbs. |
| Peas, fresh, for canning.....  | 6,040 lbs.  |

**TEXTILE YARDAGE**

| Furnished by:                                     | Yards     |
|---|-----------|
| Total .....                                       | 1,324,859 |
| Colorado State Department of Public Welfare ..... | 83,128    |
| Federal Government.....                           | 1,241,731 |

**ALLOCATIONS FEDERAL SURPLUS COMMODITIES CORPORATION**

Commodities equivalent to 132 carloads of 30,000 pounds each have been allocated to the state of Colorado but have not been received. In addition to the items listed below, there are outstanding orders for 250,000 pounds of baled cotton, 50,000 yards of ticking, and 61,200 paper bags for packaging dry skim milk.

| Commodity             | Pounds    |
|-----------------------|-----------|
| Total .....           | 3,952,980 |
| Butter .....          | 360,000   |
| Cabbage, fresh.....   | 440,000   |
| Flour, graham.....    | 294,000   |
| Flour, wheat.....     | 1,587,600 |
| Grapefruit juice..... | 384,000   |
| Oranges .....         | 64,680    |
| Peaches, dried.....   | 60,000    |
| Peas, fresh.....      | 100,000   |
| Milk, dry skim.....   | 60,000    |
| Wheat cereal.....     | 602,700   |









**RECEIVED**

JUL 24 1995

**STATE PUBLICATIONS**  
Colorado State Library