

SOCI.3/2/1
S.1

COLORADO STATE PUBLICATIONS LIBRARY



3 1799 00135 7789

Colorado

State Department of Public Welfare

Quarterly Bulletin

Vol. 2

January, February, March, 1938

No. 1



COLORADO
STATE DEPARTMENT OF PUBLIC WELFARE
337-343 State Capitol Building
Denver, Colorado

2.2.1
9.2

Colorado

State Department of Public Welfare

Quarterly Bulletin

Vol. 2

January, February, March, 1938

No. 1



COLORADO
STATE DEPARTMENT OF PUBLIC WELFARE
337-343 State Capitol Building
Denver, Colorado



Digitized by the Internet Archive
in 2016

<https://archive.org/details/quarterlybulleti2119colo>



MRS. MARY H. ISHAM

Member

Colorado State Board of Public Welfare

Many years of participation in public welfare and civic work in Colorado make Mary H. Isham an invaluable member of the State Board of Public Welfare. During her girlhood, she lived in Rockford, Illinois, where she was graduated from Rockford College for Women. She took her graduate work in the University of Illinois, Northern Illinois State Teachers' College, and the University of Chicago. Mrs. Isham's home is in Brighton, Colorado, where she continues to be an active member of the Chamber of Commerce, the Public Library Board, the Parent-Teachers Association, and the Women's Club. She is a member of the Women's Press Club and the Zonta Club in Denver. She has been publisher of the Brighton Blade for many years and, until three years ago, was also the editor of this paper. Her daughter, Joan Isham, has edited the paper since that time. Mrs. Isham was the chairman of Adams County Red Cross and later served in the capacity of volunteer chairman of RFC, CWA, and FERA in Adams County. She was then appointed a member of the Official Colorado State Relief Committee, which became the State Board of Public Welfare on April 1, 1936. When the Works Progress Administration was created, she was appointed State Director of the Division of Women's and Professional Projects, and was subsequently appointed to her present position of Regional Director of the eleven western states of this Division. In 1923, Governor W. E. Sweet appointed Mrs. Isham a member of the State Board of Agriculture for a term of eight years and her value was recognized by Governor W. H. Adams when, in 1931, he reappointed her for another term. While in Europe during 1934, she visited and studied the relief organizations of England, Holland, Belgium, Germany, Czechoslovakia, Austria, Hungary, Switzerland, France, and Italy. Mrs. Isham has, indeed, a splendid background in civic and welfare activities, in addition to executive ability, good judgment, and initiative—qualifications which are so essential in effective administration of the Public Welfare program.

**COLORADO
STATE DEPARTMENT OF PUBLIC WELFARE**

Earl M. Kouns, Director

Honorable Teller Ammons, Governor

STATE BOARD OF PUBLIC WELFARE

HERBERT FAIRALL, Chairman

MARY ISHAM, Secretary

EARL M. KOUNS, Executive Secretary

FRED B. ORMAN

RAY E. DAVIS

FLORENCE HUTSINPILLAR

TABLE OF CONTENTS

	Page
Frontispiece—Mrs. Mary H. Isham, Member, Colorado State Board of Public Welfare	
Table of Contents.....	1
Unemployment Compensation in Colorado.....	2
District Organizations.....	3
Table 1—Aid to Dependent Children in States with Plans Approved by the Social Security Board—March, 1938.....	5
Table 2—Number Families Receiving Aid to Dependent Children in Colorado—Classified by Monthly Payment and Number of Dependent Children in Family—January, 1938.....	6
Chart I—Percent Change in Number of Children Receiving Aid to Dependent Children March, 1938, Compared with March, 1937—By Counties.....	7
Table 3—Aid to Dependent Children Recipients—Average Award—Percent Change in Child Recipients—Increase or Decrease in Average Award—March, 1938, Compared with March, 1937.....	8-9
Aid to Dependent Children.....	10
Child Welfare Division.....	17
Table 4—Receipts, Expenditures and Unobligated Balance, January 1, 1938, to March 31, 1938.....	19
Table 5—State and Federal Funds Allotted to Counties for Welfare Purposes—January, February, and March, 1938.....	20
Table 6—Old Age Assistance in States with Plans Approved by the Social Security Board—March, 1938.....	21
Table 7—Old Age Pension Fund—Analysis of Revenues and Expenditures—January 1, 1938 to March 31, 1938, Inclusive.....	22
Table 8—Recipients of Old Age Pension—Amount Paid—Average Payments—March, 1938.....	23
Old Age Pensions.....	24
Surplus Commodity Division.....	26
Table 9—Aid to the Blind in States with Plans Approved by the Social Security Board—March, 1938.....	28
State Commission for the Blind.....	29
The CCC Selection Program in Colorado.....	31
Jefferson County Department of Public Welfare Has New Home.....	32
Book Reviews.....	34
Yuma Volunteer Fire Department Cooperates with County Department.....	35
Division of Tuberculosis.....	36

Unemployment Compensation in Colorado

William H. Young, Chairman
Industrial Commission, State of Colorado

In the business cycle we have periods of plenty and periods of scarcity. In periods of plenty, the morale of the worker is high, there is no decline of buying or production of goods for the very simple reason that the employed worker has the means to purchase the necessities of life and indeed, most of the luxuries of life.

However, there are depression periods in the business cycle which necessitate the discharge of workers, and as a consequent result the worker's reserve is soon exhausted, his purchasing power decreases or becomes nil, production and prices drop, and should such unemployment continue over a substantial period, the morale of the unemployed worker becomes impaired and he is quite likely to become "job shy". Thus, we too often have the experience of witnessing a once competent and reliable worker lose his pride and self-confidence. Such an individual cannot, in a democratic country, be left to starve and he consequently becomes a public charge—a recipient of charity. The cost to society of unemployment is often beyond measure.

Modern business has a great responsibility toward the worker. It might be said that such worker is a "partner" of business. He, in time of steady employment, through his purchasing power, is one of the principal reasons that the wheels of industry turn. His unemployment, therefore, is not only a source of concern to himself, his family and the community, but is a matter of vital importance to the average businessman, whether he be a manufacturer, a wholesaler, or a retailer.

During the last decade, the attitude of the public toward a man out of a job, through no fault of his own, has undergone a change. Today, nearly everyone will concede that there is no escape from unemployment, and that a number of persons will be unemployed during a specific period of the business cycle.

As a result of these facts, Unemployment Compensation has come into being. Other systems might be suggested and are at the present time in force in some of the great nations of the world; but such systems with their resultant loss of individual freedom are not desirable and under our system of government, are unworkable.

Compensation to the unemployed is the bridge over the chasm of further unemployment, price reduction, loss of morale, unrest and often chaos. There

is no lack of grist for the mill of industry while the unemployed retain their buying power, and such a condition can only exist if the unemployed worker is supplied with the wherewithal to purchase.

The Colorado Unemployment Compensation Act was enacted by our General Assembly in November, 1936, and became an approved law on November 27 of the same year. In cooperation with the Bureau of Unemployment Compensation of the Social Security Board, personnel was selected and the machinery to put this law into operation was immediately assembled.

The Unemployment Compensation Act provides that no part of the contributions shall be deducted from the wages of employees, and that the measure of contributions from employers shall be as follows:

- .9% of the annual payroll in respect to employment during the calendar year 1936.
- 1.8% of the annual payroll in respect to employment during the calendar year 1937.
- 2.7% of the annual payroll in respect to employment during the calendar years 1938, 1939, 1940 and 1941.

Since the Act went into effect and up to and including March 31, 1938, this Division has collected contributions from approximately 4,200 subject employers, in the amount of \$5,220,173.49. Interest in the amount of \$56,305.20 has been paid this Division by the Federal Government. Funds in the amount of \$5,263,203.32 have been credited to the Unemployment Compensation Trust Fund for the purpose of paying unemployment benefits to eligible workers beginning January 1, 1939.

Contributions paid into the Fund by employers will be used **only** for the payment of benefits to covered workers. The cost of administration of the Colorado Act is not paid from the contributions of employers, but in accordance with Title III of the Social Security Act, is paid by the Federal Government out of appropriations from the general funds of the United States Treasury.

At the present time this Division has accounts for approximately 225,000 covered workers. Employers have been urged to cooperate with this Division in the registration of their employees so that accurate wage records may be kept for covered workers and that benefits may be paid promptly in case of unemployment. In preparation for the payment of benefits

(Continued on Page 27)

District Organizations

After the initial hurried activity of organizing the County Departments of Public Welfare, some of the county workers began to feel the need for a closer acquaintance with the personnel of neighboring county departments. Gradually the idea of district meetings evolved, which would call for a formal organization and subsequent regularly scheduled meetings. The State Department of Public Welfare was very much in accord with the idea and many discussions were held between Mr. Earl M. Kouns, State Director, and his staff.

The final decision was to experiment with one organization. Agreement was also reached that the greatest good would come from these organizations if each district were allowed to develop an organization best suited to its own needs. The following policies were formulated:

1. The districts must conform to the boundaries of the District Supervisor's territory.
2. The staffs in the county departments must desire to organize.
3. The program must be planned by the county personnel. (The district supervisor and the state staff would act as consultants on request.)

The first district organization was formed July 17, 1936, in Sterling, Colorado. At that time the district comprised Larimer, Weld, Morgan, Logan, Washington, Yuma, Sedgwick and Phillips counties. The 37 county workers present at the first meeting decided that they should have a president, secretary-treasurer, and a program chairman. The Constitution and By-Laws were drawn up and adopted by the group. Membership was to include the personnel of the eight county departments of public welfare and the county welfare boards.

The Constitution provided for an executive board of the three elected officers and each director of a county department of public welfare not holding an elective office, in order that each county would be represented. The director of the county in which the next meeting was to be held automatically became vice-chairman and would assume the duties of the chairman if the latter could not be present. Regular meetings were to be held quarterly; special meetings were to be called when necessary, and the place of the next meeting was to be selected at the close of each meeting. The dues, which were to be paid at each regular meeting, were set at twenty-five cents. The money remaining in the treasury, after payment of stationery and postage, was to be used for the purchase of books for the district library.

At the second meeting, the District Supervisor led a round-table discussion of common problems; a dinner was served and entertainment was furnished by Sterling talent.

One special meeting and six regular meetings have been held since the organization meeting in July, 1936. The first few meetings were devoted to round-table discussions which were, in most instances, conducted by a member of the State staff. Later, with the State staff members as consultants, the workers began to plan and to lead the discussions.

In retrospect, the types of programs developed in this organization are most encouraging. The workers are showing increased interest in their work; they are grasping the broader significance of the program and are being stimulated to further study for their professional development.

For some time, this district organization was the only one in the State. From time to time, suggestions were made that other district organizations form, but in keeping with the policies previously formulated, the State Department took no cognizance of these until the county staffs took the initiative.

Prior to the beginning of 1937, the desire of county workers to form a district organization had spread to the western slope. This is a mountainous region and geographically falls into five districts but, because of small case loads, only three districts have proved to be feasible.

In January, 1937, the San Luis Valley District was organized, comprised of Saguache, Alamosa, Rio Grande, Conejos, and Costilla counties. It is possible for county staffs to go to any part of this district in a very short time. The Constitution and By-Laws were prepared and adopted. Provisions were made for a president, vice-president, and secretary. There are no dues; meetings are held monthly; each county department in its turn acts as host.

Meetings which are held on the first Tuesday of each month begin at ten o'clock. The morning sessions are led by the District Supervisor and are devoted to a round-table discussion of one subject only, such as letter writing, interviewing, case recording, etc. In the afternoon sessions, a special topic in a field allied to the work is presented by a person who is an authority on the subject.

The meetings adjourn at approximately four o'clock, which permits the members to return to their homes for dinner.

The aims of the organization, outlined in their Constitution and By-Laws are:

To facilitate discussions of the problems and methods of practical human improvement;

To increase the efficiency of the county departments in the interpretation of their program to the community.

The counties in the far southwest have not yet organized, but occasionally the District Supervisor has called meetings in two parts of his district. These meetings follow somewhat the pattern of the San Luis Valley organization. The county staffs desire permanent organizations and these will probably materialize in the near future.

On September 3, 1937, the Southeastern district organization was formed. Directors, workers, and clerical help were present from Baca, Prowers, Bent, Otero, Crowley, and Kiowa counties. The Constitution and By-Laws provide for a president, vice-president, and secretary-treasurer, who are to serve a term of one year. The members of the County Boards of Public Welfare are honorary members. Provision is made for permanent committees on interpretation, constitution and by-laws, and resolutions. Meetings are held once in each two months, with each county in alphabetical order taking its turn as host. Programs have tended, in most part, to follow a uniform pattern. There are usually two guest speakers who select a subject which is of particular interest to the workers; a general discussion follows each speech. In the evening, there is a banquet where each county furnishes a portion of the entertainment.

Beginning at one o'clock on February 4, 1938, an organization meeting was held in Trinidad, and the South Central District organization, comprised of Chaffee, Custer, Fremont, Huerfano and Pueblo counties, was formed. The Constitution and By-Laws provide for a president, vice-president, and secretary. The members of the County Boards, and the county staff hold membership. Meetings will be held quarterly.

On March 26, 1938, the Mid-Eastern Colorado District organization was formed. This is composed of Cheyenne, Kit Carson, Lincoln, Washington, and Yuma counties. The membership includes all directors, workers, clerical help, and members of the county boards of public welfare. The officers are: president, vice-president, and secretary-treasurer. The objectives are: to promote understanding of problems; to co-ordinate the work in the district; and to further good fellowship. The four permanent committees established are: Program, Resolutions, By-Laws, Publicity, and Interpretation. Meetings

will be held quarterly; counties in their alphabetical order will serve as host.

On April 22, 1938, the Northwestern District Organization was formed. It is composed of Eagle, Garfield, Grand, Lake, Moffat, Rio Blanco, and Routt counties. Membership includes all persons on county staffs and members of the Boards of Public Welfare. There is a president, vice-president, and secretary-treasurer. The Constitution and By-Laws have not yet been presented and the next meeting will be held on call.

Since some of these districts have organized only recently, it is impossible to foresee the developments. However, some conclusions can be based on the experience of the older district organizations:

1. Although entertainment at the meeting is enjoyable, it takes too much time. The members prefer to have that time for "get-togethers" and for talking among themselves. Entertainment is presented at the lunch or dinner hours in many instances.

2. Programs should cover only one or two subjects.

3. Most districts have decided that there should be only one outside speaker at a meeting and that his time should be strictly limited.

4. Round-table discussions are most valuable.

5. The number of guests attending the meetings should be limited.

The following results are beginning to show:

1. Workers are gaining more knowledge of state resources and their functions.

2. Staff members are acquiring a better understanding of the basic philosophies of welfare policies.

3. Workers are benefited by meeting and hearing state and national authorities.

4. Directors and workers, through personal acquaintance, are cooperating better in their work. This helps to promote inter-county relations.

5. Meetings give inspiration to the workers and they return to their work with renewed vigor.

6. Workers are gaining a broader concept of their field work.

7. Through informal meetings with state staff members, better morale is evident throughout the program, and state-county relationships are being strengthened.

8. The meetings are valuable for the in-service-training program.

9. The members of county welfare boards are participating in the programs, which enhances their understanding of the aims and problems of the Public Welfare Department.

Table 1

**AID TO DEPENDENT CHILDREN IN STATES WITH PLANS APPROVED BY THE SOCIAL SECURITY BOARD
MARCH, 1938**

States	Number of Recipients		Amount of Obligations Incurred for Payments to Recipients for the Month	Average Per Family	Number of Recipients Per 1,000 Estimated Population Under 16
	Families	Children			
TOTALS ¹	231,663	573,923	\$7,517,408	\$32.45	20
1. Alabama	5,345	15,981	69,766	13.05	16
2. Arizona	1,556	4,578	50,249	32.29	36
3. Arkansas	4,686	12,559	49,023	10.46	18
4. California	11,753	29,072	432,101	36.77	22
5. Colorado	3,444	9,001	106,204	30.84	30
6. Delaware	507	1,182	16,663	32.87	17
7. District of Columbia	1,266	3,771	63,792	50.39	30
8. Georgia	3,726	10,278	81,321	21.82	10
9. Hawaii	929	3,124	29,953	32.24	23
10. Idaho	2,425	5,742	63,045	26.00	37
11. Indiana	12,938	27,912	361,103	27.91	30
12. Kansas	3,763	9,244	110,094	29.26	18
13. Louisiana	8,531	24,711	175,883	20.62	36
14. Maine	1,351	3,586	50,671	37.51	15
15. Maryland	7,123	19,930	228,886	32.13	44
16. Massachusetts	7,952	19,897	511,687	64.35	18
17. Michigan	12,354	28,499	490,920	39.74	21
18. Minnesota	5,181	13,289	181,001	34.94	18
19. Missouri	1,091	2,981	34,593	31.71	3
20. Montana	1,838	4,351	51,052	27.78	29
21. Nebraska	4,253	10,050	119,868	28.18	26
22. New Hampshire	359	1,000	13,878	38.66	8
23. New Jersey	11,179	24,982	323,443	28.93	22
24. New Mexico	1,415	4,129	36,066	25.49	28
25. New York	27,317	56,428	1,316,141	48.18	18
26. North Carolina	6,051	17,434	96,907	16.02	14
27. North Dakota	684	2,210	23,785	34.77	9
28. Ohio	10,789	28,800	415,870	38.55	16
29. Oklahoma	14,862	34,341	311,223	20.94	42
30. Oregon	1,149	2,586	41,259	35.91	11
31. Pennsylvania	17,633	43,993	607,053	34.43	15
32. Rhode Island	846	2,373	42,063	49.72	13
33. South Carolina	2,822	8,435	57,348	20.32	12
34. Tennessee	8,879	25,011	165,454	18.63	27
35. Utah	2,744	6,707	92,703	33.78	38
36. Vermont	325	776	6,488	19.96	7
37. Washington	6,493	13,944	192,015	29.57	35
38. West Virginia	5,575	16,429	120,359	21.59	26
39. Wisconsin	9,928	23,131	359,523	36.21	29
40. Wyoming	601	1,476	17,955	29.88	22

¹Alaska, Connecticut, Florida, Illinois, Iowa, Kentucky, Mississippi, Nevada, South Dakota, Texas, and Virginia did not participate in Federal Funds for Aid to Dependent Children in March, 1938.

Table 2

**NUMBER OF FAMILIES RECEIVING AID TO DEPENDENT CHILDREN IN COLORADO CLASSIFIED BY
MONTHLY PAYMENT AND THE NUMBER OF DEPENDENT CHILDREN IN THE
FAMILY JANUARY, 1938**

Monthly Payment	NUMBER OF CASES WITH SPECIFIED NUMBER OF DEPENDENT CHILDREN IN FAMILY										
	Total	One Child	Two Children	Three Children	Four Children	Five Children	Six Children	Seven Children	Eight Children	Nine Children	Ten Children
Total	3,353	843	1,016	735	373	204	127	36	10	8	1
\$ 5.00 and under \$ 7.00.....	7	6	1
7.00 " " 9.00.....	7	4	2	1
9.00 " " 11.00.....	72	48	17	6	1
11.00 " " 13.00.....	39	26	10	1	1	1
13.00 " " 15.00.....	24	15	9
15.00 " " 17.00.....	116	62	34	13	5	1	1
17.00 " " 19.00.....	742	¹ 682	39	18	3
19.00 " " 21.00.....	109	53	36	13	6	1
21.00 " " 23.00.....	32	23	5	3	1
23.00 " " 25.00.....	48	29	11	8
25.00 " " 27.00.....	112	67	26	9	5	4	1
27.00 " " 29.00.....	61	38	11	7	3	2
29.00 " " 31.00.....	816	² 695	68	29	13	10	1
31.00 " " 33.00.....	28	15	10	1	1	1
33.00 " " 35.00.....	30	23	4	3
35.00 " " 37.00.....	85	37	23	13	10	2
37.00 " " 39.00.....	51	36	10	4	1
39.00 " " 41.00.....	116	46	38	20	7	5
41.00 " " 43.00.....	412	³ 382	20	7	2	1
43.00 " " 45.00.....	9	6	1	1	1
45.00 " " 47.00.....	50	25	16	7	2
47.00 " " 49.00.....	22	16	5	1
49.00 " " 51.00.....	46	16	16	9	2	2	1
51.00 " " 53.00.....	15	4	3	5	3
53.00 " " 55.00.....	133	⁴ 121	10	1	1
55.00 " " 57.00.....	13	6	5	2
57.00 " " 59.00.....	4	2	2
59.00 " " 61.00.....	32	16	13	3
61.00 " " 63.00.....	4	2	1	1
63.00 " " 65.00.....	1	1
65.00 " " 67.00.....	63	⁵ 49	10	4
67.00 " " 69.00.....	1	1
69.00 " " 71.00.....	7	7
71.00 " " 73.00.....	7	5	1	1
73.00 " " 75.00.....	1	1
75.00 " " 77.00.....	7	3	1	1	2
77.00 " " 79.00.....	18	⁶ 17	1
79.00 " " 81.00.....	3	1	2
81.00 " " 83.00.....
83.00 " " 85.00.....	2	2
85.00 " " 87.00.....	3	1	2
87.00 " " 89.00.....	1	1
89.00 " " 91.00.....	3	⁷ 1	2
91.00 " " 93.00.....
93.00 " " 95.00.....	1	1

¹Maximum monthly payment \$18.00. 682 cases receiving maximum.

²Maximum monthly payment \$30.00. 693 cases receiving maximum.

³Maximum monthly payment \$42.00. 379 cases receiving maximum.

⁴Maximum monthly payment \$54.00. 121 cases receiving maximum.

⁵Maximum monthly payment \$66.00. 48 cases receiving maximum.

⁶Maximum monthly payment \$78.00. 17 cases receiving maximum.

⁷Maximum monthly payment \$90.00. 1 case receiving maximum.

Chart I

PERCENT CHANGE IN NUMBER OF CHILDREN RECEIVING AID TO DEPENDENT CHILDREN

MARCH, 1938 COMPARED WITH MARCH, 1937

By Counties

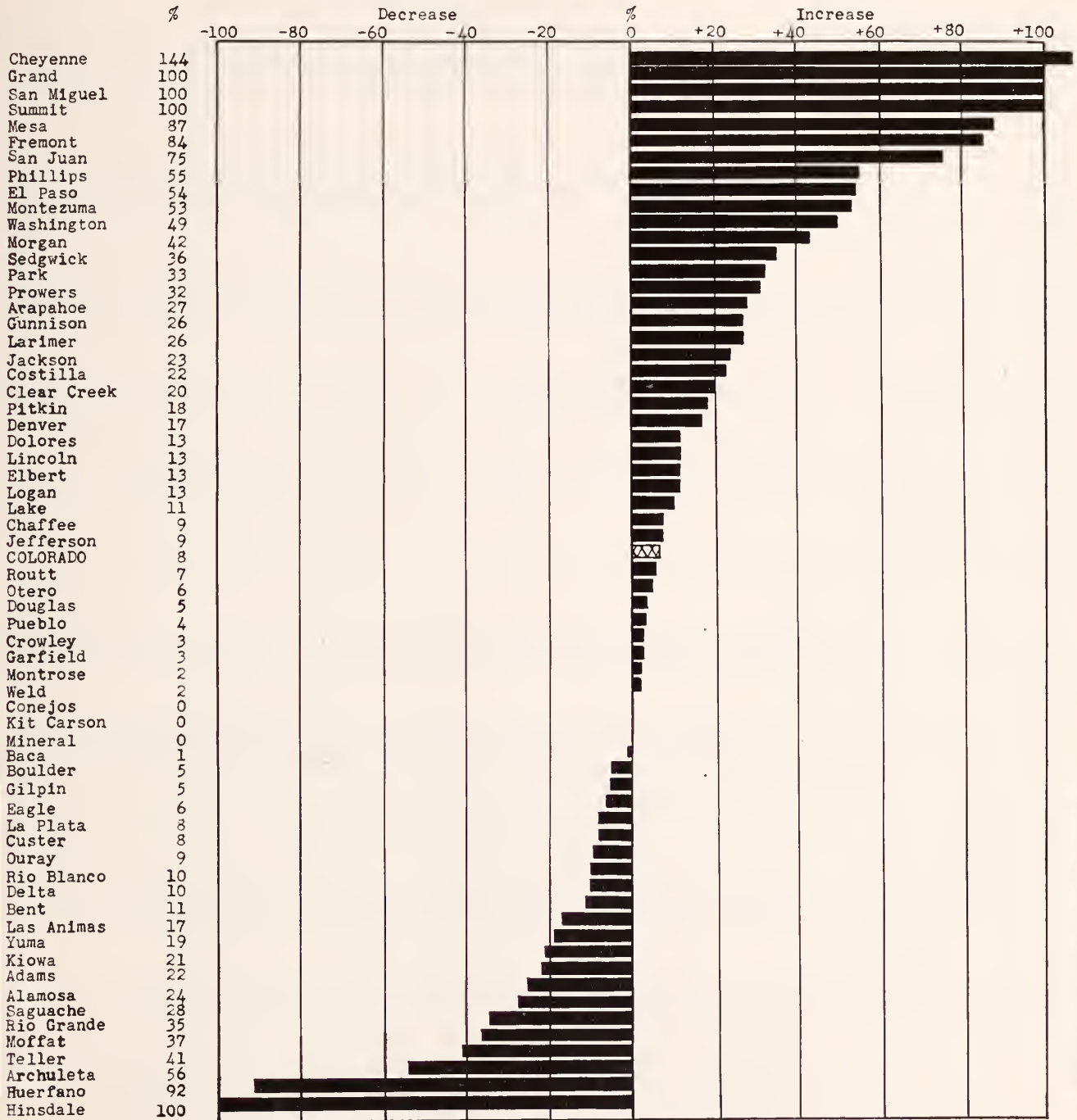


Table 3
 AID TO DEPENDENT CHILDREN RECIPIENTS—AVERAGE AWARD—PER CENT CHANGE IN CHILD RECIPIENTS
 INCREASE OR DECREASE IN AVERAGE AWARD—MARCH, 1938, COMPARED WITH MARCH, 1937

COUNTIES	MARCH, 1938				MARCH, 1937				CHANGE, MARCH, 1938 FROM MARCH, 1937			
	No. for Whom Payments Were Made With Respect to Dependent Children		Average Award		No. for Whom Payments Were Made With Respect to Dependent Children		Average Award		Per Cent No. of Children		Amount in Average Award	
	Families	Children	Families	Children	Families	Children	Families	Children	Families	Children	Families	Children
Adams	50	108	\$27.76	\$12.85	53	139	\$30.67	\$11.69	-22.3	\$-2.91	\$+1.16	
Alamosa	21	68	24.38	7.53	31	89	23.61	8.22	-23.6	+77	-.69	
Arapahoe	131	323	30.98	12.56	94	254	34.37	12.72	+27.2	-3.39	-.16	
Archuleta	4	15	22.75	6.07	14	34	23.14	9.53	-55.9	-.39	-3.46	
Baca	32	77	25.49	10.60	35	78	23.43	10.51	-1.3	+2.06	+0.09	
Bent	24	58	26.50	10.97	23	65	27.13	9.60	-10.8	-.63	+1.37	
Boulder	127	274	25.08	11.63	132	288	25.60	11.73	-4.9	-.52	-.10	
Chaffee	41	105	31.10	12.14	39	96	27.95	11.35	+9.4	+3.15	+79	
Cheyenne	7	22	31.43	10.00	3	9	16.00	5.33	+144.4	+15.43	+4.67	
Clear Creek	13	24	24.69	13.38	10	20	26.70	13.35	+20.0	-2.01	+0.03	
Conejos	65	197	18.63	6.15	73	197	18.47	6.84	+1.16	-.69	
Costilla	5	11	17.20	7.82	3	9	21.50	7.17	+22.2	-4.30	+65	
Crowley	22	61	26.32	9.49	20	59	27.10	9.19	+3.4	-.78	+30	
Custer	7	11	24.86	15.82	9	12	20.89	15.67	-8.3	+3.97	+15	
Delta	72	156	25.10	11.58	69	174	26.67	10.58	-10.3	-1.57	+1.00	
Denver	905	2,524	37.03	13.28	780	2,162	37.13	13.39	+16.7	-.10	-.11	
Dolores	11	34	24.68	7.99	8	30	29.75	7.93	+13.3	-5.07	+0.06	
Douglas	18	40	29.94	13.48	18	38	29.06	13.76	+5.3	+88	-.28	
Eagle	23	47	23.29	11.40	26	50	21.78	11.33	-6.0	+1.51	+0.07	
Elbert	22	61	28.82	10.39	16	54	33.50	9.93	+13.0	-4.68	+46	
El Paso	138	376	36.60	13.43	83	244	38.18	12.99	+54.1	-1.58	+44	
Fremont	75	173	28.31	12.27	32	94	34.38	11.70	+84.0	-6.07	+57	
Garfield	48	123	29.40	11.47	49	120	27.49	11.23	+2.5	+1.91	+24	
Gilpin	7	18	33.43	13.00	6	19	35.50	11.21	-5.3	-2.07	+1.79	
Grand	4	14	42.38	12.11	2	7	36.75	10.50	+100.0	+5.63	+1.61	
Gunnison	17	53	33.59	10.77	11	42	41.18	10.79	+26.2	-7.59	-.02	
Hinsdale	1	3	15.00	5.00	-100.0	-15.00	-5.00	
Huerfano	2	7	22.50	6.43	23	87	27.17	7.18	-92.0	-4.67	-.75	

Jackson	6	16	2.7	30.33	11.38	4	13	3.3	29.50	9.08	+23.1	+83	+2.30
Jefferson	118	315	2.6	34.68	12.99	117	288	2.5	32.67	13.27	+9.4	+2.01	-.28
Kiowa	9	23	2.6	32.06	12.54	14	29	2.0	27.43	13.24	-20.7	+4.63	-.70
Kit Carson	38	87	2.3	29.78	13.01	41	87	2.1	27.77	13.09	+2.01	-.08
Lake	8	20	2.5	23.00	9.20	7	18	2.6	17.86	6.94	+11.1	+5.14	+2.26
La Plata	42	124	2.9	25.02	8.48	46	135	2.9	24.25	8.26	-8.1	+7.7	+2.2
Larimer	119	253	2.1	30.34	14.27	98	201	2.1	29.84	14.55	+25.9	+5.0	-.28
Las Animas	124	372	3.0	28.87	9.62	154	447	2.9	28.81	9.93	-16.8	+0.06	-.31
Lincoln	17	60	3.5	33.53	9.50	16	53	3.3	32.56	9.83	+13.2	+9.7	-.33
Logan	64	170	2.6	25.89	9.75	60	151	2.5	26.47	10.52	+12.6	-.58	-.77
Mesa	27	84	3.1	30.96	9.95	14	45	3.2	32.21	10.02	+86.7	-1.25	-.07
Mineral	3	9	3.0	15.00	5.00	3	9	3.0	15.00	5.00
Moffat	14	27	1.9	26.07	13.52	18	43	2.3	30.75	12.87	-37.2	-4.68	+65
Montezuma	37	72	2.0	21.41	11.00	23	47	2.0	21.57	10.55	+53.2	-1.16	+45
Montrose	32	95	3.0	22.80	7.68	33	93	2.8	20.64	7.32	+2.2	+2.16	+36
Morgan	66	175	2.7	28.67	10.81	47	123	2.6	29.85	11.41	+42.3	-1.18	-.60
Otero	109	286	2.6	24.81	9.45	87	269	3.1	27.91	9.03	+6.3	-3.10	+42
Ouray	8	21	2.6	28.50	10.86	9	23	2.5	29.22	11.43	-8.7	-.72	-.57
Park	11	28	2.5	20.93	8.22	9	21	2.3	19.56	8.38	+33.3	+1.37	-.16
Phillips	26	51	2.0	24.69	12.59	18	33	1.8	23.89	13.03	+54.5	+8.0	-.44
Pitkin	12	20	1.6	23.25	13.95	9	17	1.9	23.67	12.53	+17.6	-.42	+1.42
Prowers	66	140	2.1	30.00	14.14	47	106	2.2	30.95	13.72	+32.1	-.95	+42
Pueblo	139	399	2.9	30.96	10.79	139	384	2.8	31.07	11.25	+3.9	-1.1	-.46
Rio Blanco	15	35	2.3	29.33	12.57	16	39	2.4	26.06	10.69	-10.3	+3.27	+1.88
Rio Grande	41	93	2.3	17.65	7.78	58	144	2.5	18.40	7.41	-35.4	-.75	+37
Routt	37	108	2.9	30.46	10.44	40	101	2.5	27.88	11.04	+6.9	+2.58	-.60
Saguache	15	46	3.0	19.02	6.20	18	64	3.6	17.87	5.03	-28.1	+1.15	+1.17
San Juan	5	7	1.4	17.40	12.43	3	4	1.3	16.67	12.50	+75.0	+7.3	-.07
San Miguel	4	8	2.0	28.75	14.38	3	4	1.3	18.67	14.00	+100.0	+10.08	+38
Sedgwick	17	38	2.2	25.59	11.45	12	28	2.3	21.92	9.39	+35.7	+3.67	+2.06
Summit	2	3	1.5	24.00	16.00	+100.0	+24.00	+16.00
Teller	8	16	2.0	26.13	13.06	14	27	1.9	24.86	12.89	-40.7	+1.27	+1.17
Washington	44	127	2.9	29.94	10.37	34	85	2.5	27.34	10.94	+49.4	+2.60	-.57
Weld	233	613	2.6	32.42	12.32	227	600	2.6	31.26	11.83	+2.2	+1.16	+49
Yuma	37	80	2.2	27.89	12.90	48	99	2.1	26.19	12.70	-19.2	+1.70	+20
Colorado	3,444	9,001	2.6	\$30.84	\$11.80	3,149	8,303	2.6	\$30.47	\$11.56	+8.4	\$+37	\$+24

Aid to Dependent Children

One of the chief aims of social security is the protection of children whose welfare is threatened by the lack of adequate care and support by those who are naturally responsible. The security which is provided for the unemployed by measures which will enable them to become self-supporting does not benefit families in which the bread winner is absent, or in which he is physically or mentally incapacitated to such an extent that he cannot work. For these reasons separate provision must be made for dependent children.

The enactment of laws for aid to dependent children is evidence of public recognition of the fact that certain problems are of a permanent nature and that they must be faced and solved. From the standpoint of social welfare, public assistance to dependent children is of paramount importance in all states. Inasmuch as the needs of children affect thousands of families in Colorado, one of the fundamental purposes of the welfare program is to meet these needs in an effective and efficient manner.

In Colorado, assistance in monthly cash payments is given under the 1936 AID TO DEPENDENT CHILDREN ACT to a child:

- (a) Who is under 16 years of age;
- (b) Who is deprived of parental support or care by reason of the death, continued absence from the home, or physical or mental incapacity of a parent, and whose relatives liable under the law are not able to provide adequate care and support of such child without public assistance;
- (c) Who is living in a suitable family home with his father, mother, grandfather, grandmother, brother, sister, stepfather, stepmother, stepbrother, stepsister, uncle, or aunt;
- (d) Who has resided in the state for one year immediately preceding the application; or was born in the state within one year immediately preceding the application, and whose mother has resided in the state one year preceding the birth of said child.

The amount of assistance is determined with due regard to resources and expenditures of the family; however, the monthly award cannot exceed \$18.00 for the first child and \$12.00 for each additional child.

A person is guilty of a misdemeanor and may be fined \$500.00 or be imprisoned for not more than three months, or both fined and imprisoned, if he uses

fraudulent devices relative to obtaining aid to dependent children under this Act.

The county departments have the direct responsibility for the administration of aid to dependent children. In all respects, the procedures must conform to the Aid to Dependent Children Act and to the rules and regulations of the State Department of Public Welfare. Application for assistance is made to the welfare department of the county in which the dependent child resides. The county department makes a home visit and a thorough investigation to ascertain the dependency of the child; records the information and holds it confidential; makes the decision relative to eligibility; determines the amount of monthly assistance and the date on which the assistance begins. It also suspends, changes, or discontinues the assistance if the child's circumstances have altered sufficiently to warrant such action.

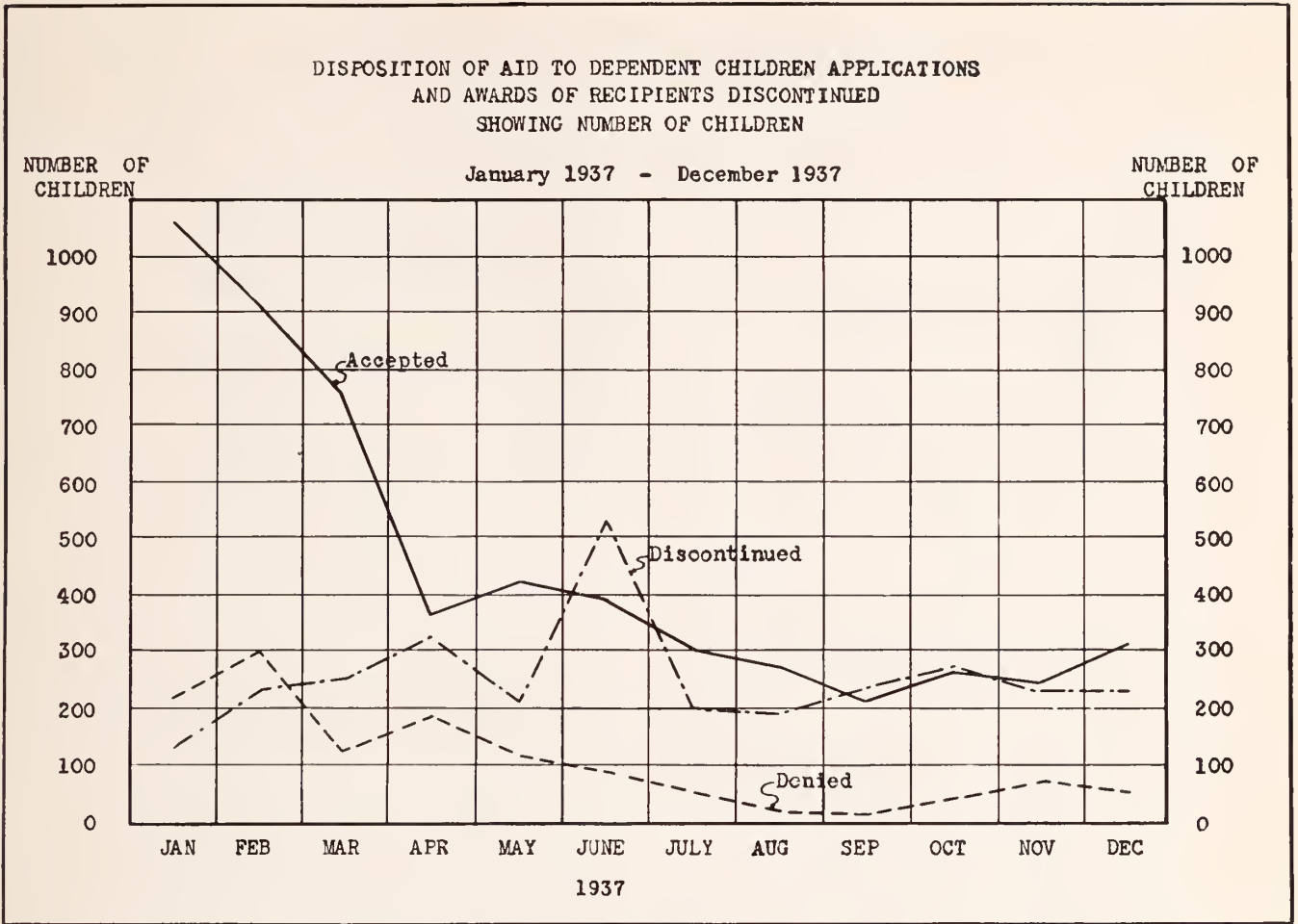
The County Boards of Public Welfare are trustees of the Aid to Dependent Children Fund, created and established as a division of the County Public Welfare Fund; the County Treasurer is the custodian and treasurer, and pays benefits to recipients upon the order of the County Board. The State Department reimburses the county to the extent of two-thirds of the amount expended. The Federal Government, State, and County thus contribute in equal amounts to Aid to Dependent Children recipients.

Fluctuations in the number of Aid to Dependent Children applications do not directly reflect changes in relief needs of a community, inasmuch as eligibility involves special factors such as age limit, residence requirements, relationship of applicant, and suitability of home. The importance of such fluctuations, however, should not be minimized.

During the year 1937, 2,138 families with 5,521 children were accepted for Aid to Dependent Children awards. This indicates 78.2 percent of the applications acted upon by the county departments. Other disposition was made of the applications of 596 families, or 21.8 percent, with 1,303 children.

The following chart shows the month-to-month trend in the number of children represented in the applications upon which the County Boards acted in 1937, and the number whose awards were discontinued during the 12-month period.

In the month of January, 1937, far more children were accepted for awards than in the following months. The 1,066 children who were added to the



rolls represent an increase of approximately 132 percent over the monthly average for the year 1937, and an increase of 84 percent over the monthly average in the prior 9-month period—April, 1936, through December, 1936. The outstanding number accepted in January, 1937, may be attributed in part to the fact that the counties had made funds available for aid to dependent children through a mill levy. In 1936, this was not possible, inasmuch as the Aid to Dependent Children Act became operative several months after the county yearly budgets were prepared and the levies were made. County Aid to Dependent Children Funds were established for that year by transference from other available county funds only.

Action is taken by the County Boards on signed applications only. Those applicants who, during the intake interview, are found to be ineligible for this type of assistance and who do not sign applications are, therefore, not considered rejected Aid to Dependent Children applicants. The 453 families, rejected because of ineligibility, represented the largest group. More than two-thirds of the ineligible families were

found to have sufficient income to meet their budgetary needs; 169 families had private income, while 187 families received assistance from public agencies and one family obtained assistance from a private agency. The ineligibility of 96 families was based on requirements relative to the child, the home, relationship, proof of eligibility, and employability of parents.

In accordance with the Aid to Dependent Children Act, each county in the State created and established an Aid to Dependent Children Fund, from which money payments are made to families in behalf of eligible children. A few counties underestimated their probable increase in the 1937 Aid to Dependent Children case load and the amount of funds which would be required. It was found that 97 families who made application in behalf of dependent children could not be granted monthly awards because of inadequate county funds necessary to match Federal and State funds.

The following table gives the reasons for the non-acceptance of the 596 families with 1,303 children.

APPLICATIONS:	Families	Children
Applications Pending at Beginning of January, 1937.....	473	1,126
Applications Received During the Period from January 1, 1937-December 31, 1937.....	2,444	6,102
Total.....	2,917	7,228
Applications Disposed of During Period from January 1, 1937-December 31, 1937.....	2,734	6,824
	Families	Children
1. Granted	(78.2%) 2,138	5,521
2. Not Granted.....	(21.8%) 596	1,303
A. Voluntary Withdrawal.....	12	
B. Death of Only Child.....	1	
C. Ineligible.....	453	
1. Adequate Care and Support.....	357	
a. Income in Home—Private Source.....	169	
b. Types of Assistance in Home.....	188	
1. WPA.....	154	
2. CCC.....	8	
3. NYA.....	3	
4. OAP.....	17	
5. FSA.....	4	
6. ADC.....	1	
7. Private Agency.....	1	
2. Child beyond Maximum Age.....	3	
3. Residence Requirements Not Met.....	21	
4. Unfit Home.....	3	
5. Not Living with Relatives Designated by Law.....	10	
6. Absence of Parent or Parents, not verified.....	4	
7. Employable Parents in Home.....	19	
8. Mother Remarried Prior to Grant.....	7	
9. Moved Out of County.....	18	
10. No Proof of Age of Child.....	2	
11. Unwilling to Give Information.....	3	
12. Unable to Contact.....	3	
13. Applicant Unable to Handle Funds.....	2	
14. Applicant Mentally Incompetent.....	1	
D. Other.....	108	
1. Lack of County Funds.....	97	
2. Miscellaneous.....	11	
E. Not Reported.....	22	
Applications Pending at End of December, 1937.....	183	404

During the year 1937, awards of 3,071 child recipients were discontinued for various reasons. The number of closures ranged from 138 in January to 532 in June—a monthly average of 255. The closures were distributed relatively proportionate as to case loads in the counties. April, June, and October were the only months in which closings are indicated above the average for the year. In April, 3 counties accounted for approximately 50 percent of the total cases closed; in June, one county accounted for 61 percent; and in October, 5 counties accounted for 49 percent.

In Table 2, an analysis is shown of the January, 1938, Aid to Dependent Children case load with respect to the number of children in each family who received money payments during the month and the amount received by the family. The data were com-

piled from payrolls and decision sheets submitted to the State Office by the counties. While there are, no doubt, many families represented in which there were children 16 years of age and over, the table includes only those children under 16 with respect to whom the authorized awards were made. The number of children in a family range from 1 to 10 inclusive. The families with 2 children represent the largest group or 30 percent of the total number; 77.4 percent of the families have 3 children or less; and 22.6 percent have 4 or more.

Of the 3,353 families, 1,941, or approximately 58 percent of the total, received the maximum amount permitted by law. It will be noted that the percentage of families receiving the maximum award varies inversely to the size of family, i. e., 80.9 percent of the families with 1 child received the maximum grant of

\$18.00; 68.2 percent with 2 children received the maximum grant of \$30.00; 51.6 percent with 3 children received the maximum grant of \$42.00; 32.4 percent with 4 children received the maximum grant of \$54.00; 23.5 percent with 5 children received the maximum grant of \$66.00; 13.4 percent with 6 children received the maximum grant of \$78.00; 1 family with 7 children received the maximum grant of \$90.00; no family with 8 or more children received the maximum grant. Since the county departments make the awards on the basis of need, it can be assumed that those families who did not receive the maximum payment have income in some form, which was taken into consideration when the amount of the grant was authorized. It can also be assumed that if the maximum award is not sufficient to meet the family needs, supplemental aid is given from other funds.

While a fairly uniform interpretation of "need" is possible, there can be no uniformity among the counties as to percentage of population under 16 on Aid to Dependent Children rolls nor as to the amount of authorized awards, owing to complex and diffused factors involving economic conditions, population composition, living costs, and standards of living.

In March, 1938, thirty-eight states, the District of Columbia, and the Territory of Hawaii, were functioning under plans approved by the Social Security Board, and made payments for aid to dependent children. The average monthly payment per family, as shown in Table 1, ranged from \$10.46 in Arkansas to \$64.35 in Massachusetts. The wide range may be attributed in part to variations in standards of assistance, in economic conditions affecting source of revenue, and in bases on which grants are made. In certain states grants are made on a family-budget basis, while in other states grants are made to cover the needs of only the dependent children for whom the aid is granted. Colorado, which made an average award of \$30.84 to the family, ranked twenty-first in the amount of average award among those reporting payments in March, 1938. The average award was \$1.61 less than the national average of \$32.45. The proportion of funds which are contributed by state and local communities varies widely—from no local participation in a number of states to 50 percent local participation in Maine and New York. In average payment to the family, Colorado ranked eighth among the 14 states in which the Federal Government, State, and local community share equally. The 9,001 child recipients on Aid to Dependent Children rolls in Colorado represent 30 per thousand of the estimated population under 16 years of age in the State, or 3 percent. This proportion exceeds the national figure which indicates that there are 20 Aid to Dependent Children recipients per thousand esti-

mated population under 16. In respect to the number of children receiving Aid to Dependent Children in proportion to the number under 16 in the population, Colorado coincides with 2 states and exceeds the others, with exception of Arizona, Idaho, Louisiana, Maryland, Oklahoma, Utah, and Washington.

In March, 1938, there were 3,444 families in Colorado to whom Aid to Dependent Children payments were made for the purpose of providing care for 9,001 children who had been deprived of parental support of either one or both parents by reason of death, absence, or physical or mental incapacity.

From March, 1937, to March, 1938, 27 states and the District of Columbia increased Aid to Dependent Children families 30.9 percent; children, 28.8 percent; and funds expended, 40.4 percent. In the same period the increase in Colorado was: families, 9.4 percent; children, 8.4 percent; and expenditures, 10.7 percent. The difference in increase shown between the national figures and those of Colorado may be attributed to the fact that the Aid to Dependent Children program in a number of states began to function at a later date than in Colorado. The upward trend in Colorado was definitely more pronounced in the first year following the organization of the Public Welfare Department in April, 1936, than in the second year. Chart I shows the percentage change in child recipients in the counties in March, 1938, from March, 1937. It will be noted that the range is extremely wide—from an increase of 144.4 percent to a decrease of 100 percent. The 5 counties showing the greatest change are: Summit, which had none in March, 1937, and added 2 families with 3 children by March, 1938; Hinsdale, which had 1 family with 3 children on the rolls in March, 1937, and discontinued the awards by March, 1938; and San Miguel, Grand, and Cheyenne, which had 9 or less children who received awards in March, 1937. Conejos, Kit Carson, and Mineral counties show no change in the number of children. Table 3, however, shows that in Conejos and Kit Carson there was a decrease in the number of families. With a few exceptions, there is a relative increase or decrease in the number of families where changes in child recipients are indicated. Children were added to the case load in 38 counties; the average payment to child recipients was increased in 36 counties.

In the 61 counties reporting March payments in both 1937 and 1938, there appears to be no correlation between the increase or decrease in the number of child recipients and the increase or decrease in the amount of average award. Twenty-one counties increased both the number of children and the average award per child; 7 reduced the number and also the award; 1 made no change in either; 16 added to

the rolls and decreased the average award; 14 decreased the number of recipients and increased the average award; 2 made no change in number and decreased the average award. Denver County, which has slightly more than 25 percent of the Aid to Dependent Children case load of the State, increased the number of children on the rolls by 16.7 percent and made a reduction of 11 cents in the average award per child.

Of the 10 counties in the State in which there were more than 200 children receiving aid to dependent children, Boulder and Las Animas, only, show a reduction in number of grantees. El Paso manifested the greatest increase which, by adding 54.1 percent to the number, moved from ninth place in 1937 to fourth place in 1938. In March, 1937, 10 counties had 100 to 200 child recipients. In this group, there was a decided variance in change—from a decrease of 35.4 percent in Rio Grande to an increase of 42.3 percent in Morgan. The counties representing the largest group were those in which there were 10 to 100 grantees in March, 1937. The change in the number of child recipients ranged from a decrease of 92 percent in Huerfano to an increase of 86.7 percent in Mesa.

Table 3 shows that in March, 1938, the average number of children grantees per family fluctuated from 1.4 in San Juan to 3.8 in Archuleta. The State average for both March, 1937, and March, 1938, is shown to be 2.6.

The table below shows the March, 1938, average payment per family, number of counties, number of families, and percent of families who received a specified average award.

Average Award per Family	Number		Percent Families
	Counties	Families	
TOTAL.....(State) \$30.84	63	3,444	100.0
\$42.00 and under \$43.00.....	1	4	.1
41.00 " " 42.00.....
40.00 " " 41.00.....
39.00 " " 40.00.....
38.00 " " 39.00.....
37.00 " " 38.00.....	1	905	26.3
36.00 " " 37.00.....	1	138	4.0
35.00 " " 36.00.....
34.00 " " 35.00.....	1	118	3.4
33.00 " " 34.00.....	3	41	1.2
32.00 " " 33.00.....	2	242	7.0
31.00 " " 32.00.....	2	48	1.4
30.00 " " 31.00.....	7	525	15.3
29.00 " " 30.00.....	5	163	4.7
28.00 " " 29.00.....	6	299	8.7
27.00 " " 28.00.....	2	87	2.5
26.00 " " 27.00.....	4	68	2.0
25.00 " " 26.00.....	6	354	10.3
24.00 " " 25.00.....	7	189	5.5
23.00 " " 24.00.....	3	43	1.2
22.00 " " 23.00.....	3	38	1.1
21.00 " " 22.00.....	1	37	1.1
20.00 " " 21.00.....	1	11	.3
19.00 " " 20.00.....	1	15	.4
18.00 " " 19.00.....	1	65	1.9
17.00 " " 18.00.....	4	54	1.6
None	1

SOCIAL AND ECONOMIC DATA

From July 1, 1937, through December 31, 1937, formal action was taken on 743 applications for Aid to Dependent Children with respect to 1,879 children. Of these 743 families 623, or 83.8 percent, were accepted for Aid to Dependent Children and 120 families, or 16.2 percent, were denied as ineligible or were disposed of for other reasons. The data, relative to 1,459 children in 568 families accepted for awards, were compiled from social data cards submitted by the counties and formed the basis of the following analysis.

Dependency

It was shown that 38.2 percent of the 1,459 children were dependent because of the death of one or both parents; 44.8 percent because of the continued absence from the home of one or both parents; 15.2 percent because of the physical incapacity of one or both parents; and 1.8 percent because of the mental incapacity of one or both parents.

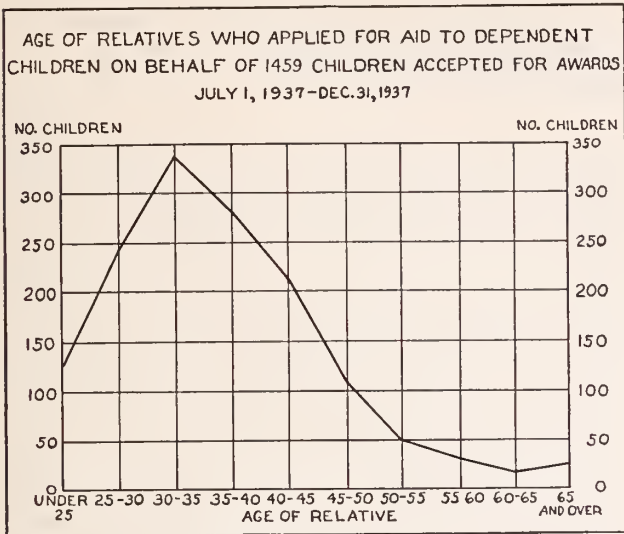
Relationship and Living Arrangements

It is of interest to note that the mothers maintained homes for 1,168 children, or 80.1 percent of the total, despite the absence of the fathers. In the group of cases where the child lived with the mother, it was found that the fathers of 460 children were dead; the fathers of 236 had deserted; the fathers of 128 were in institutions; the parents of 162 were divorced; and the parents of 152 were separated. Forty-four fathers were indicated to be inmates of institutions—12 were in hospitals or sanatoria for the physically ill; 9 were in hospitals for the mentally diseased; 22 were in local or State correctional institutions. Thirty children, or 2.1 percent of the total, were of illegitimate birth.

Both parents were in the homes in the case of 168 children, or 11.5 percent of the total number of children. The fathers of 152 children were physically incapacitated; both parents of 16 children were physically incapacitated. There were 37 children, or 2.5 percent, living with the father. The mothers of these children were dead.

There were 86 children, or 5.9 percent, living with brothers, sisters, grandparents, uncles, or aunts. In every case, neither parent was in the home.

The majority of children—346—accepted for Aid to Dependent Children, lived with relatives between the ages of 30 and 35; 92.2 percent of the children lived with relatives under 50 and only 7.8 percent lived with relatives 50 or over. The relatives, to whom reference is made, were those who made application for assistance on behalf of the children.



Citizenship and Race

One significant fact should be borne in mind: neither the Social Security Act nor Colorado's Aid to Dependent Children Act requires the applicant or the child on whose behalf he applies to be a citizen of the United States. Though citizenship is not a requi-

site, analysis of the 568 cases shows that in 552, or 97.2 percent of the cases, the applicant was a citizen. Only in 16, or 2.8 percent of the cases, was the applicant an alien. In 4 cases the alien applicant had received his first papers.

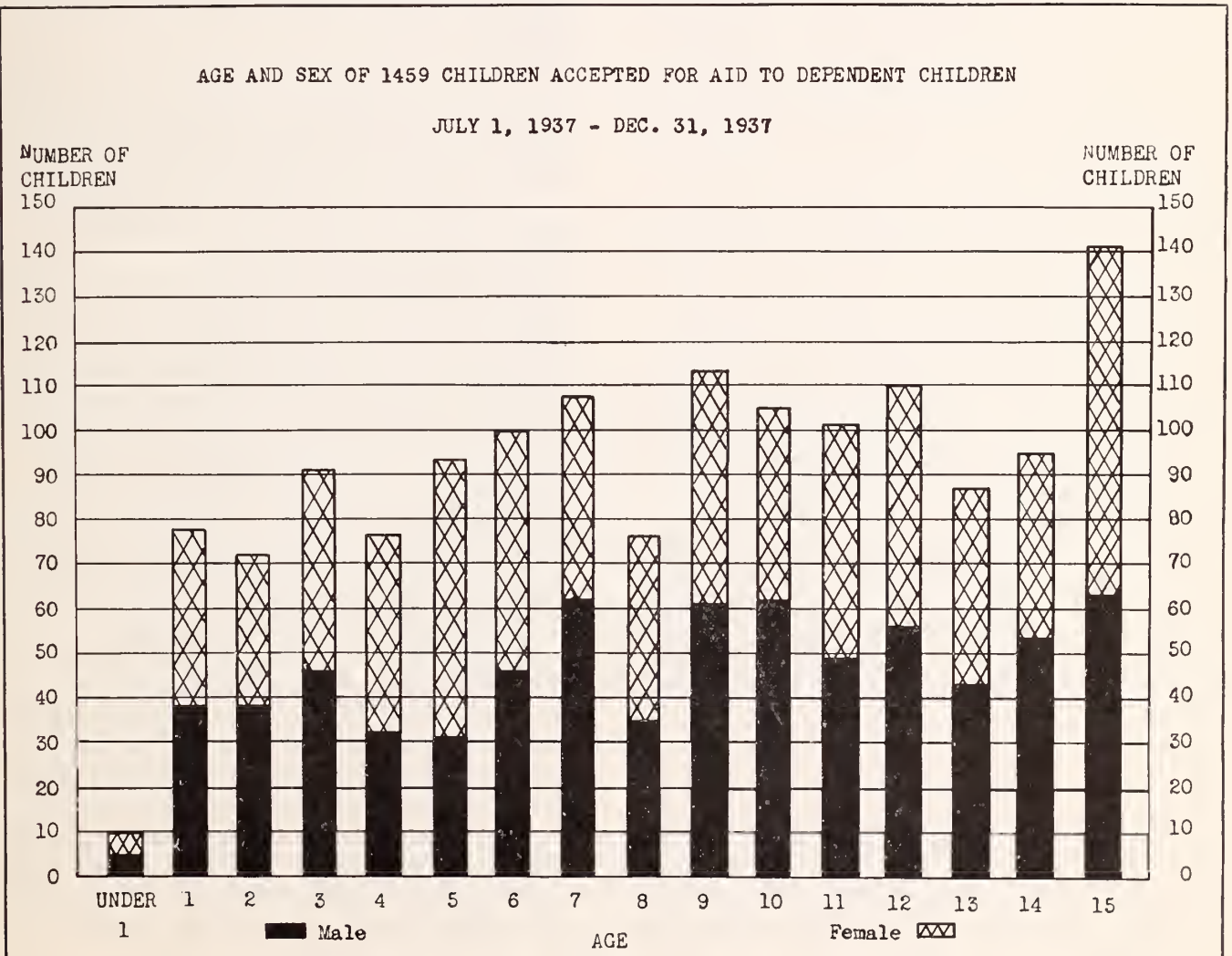
Of the total 1,459 children, 1,415, or 97 percent, were of the white race; the remaining 44, or 3 percent, were Negro. It should be noted in this connection that "white" included Mexicans and Spanish-Americans.

Birthplace

Colorado was the birthplace of 80.9 percent of the native-born children—1,147 white, 32 Negro. Of the 29 other states which were represented, Nebraska, Kansas, Oklahoma, and New Mexico were indicated most frequently as places of birth. Two children were foreign-born—1 in Canada and 1 in Yugoslavia.

Age—Sex

The following chart shows that there was no outstanding age group. It was found, however, that 71.1 percent of the children were of school age. There was almost an equal division of sexes except in the "5 and under 6" age group.



Additional Assistance

The majority of cases—437—received no additional public or private assistance. General Relief was received simultaneously with Aid to Dependent Children in 66 cases, Old Age Assistance in 25, Works Program wages in 18, assistance from a private agency in 2, and other public assistance in 15. One family received General Relief and Works Program wages in addition to the Aid to Dependent Children grant.

Size of Family and Awards

The number of children to whom aid was granted in the individual families ranged from 1 to 9. 58.3 percent of the families had less than 3 children to whom aid was granted; 41.7 percent had 3 or more. Forty-four families, or 7.7 percent, had children in the household under 16 in addition to those named in the application. This was especially true in the cases where the award was made on the basis of 1 child.

73.5 percent of the families with 1 child received the maximum monthly award of \$18.00; 59.8 percent of the families with 2 children received the maximum award of \$30.00; 51.4 percent of the families with 3 children received the maximum award of \$42.00; 30.5 percent of the families with 4 children received the maximum award of \$54.00; 35.9 percent of the families with 5 children received the maximum award of \$66.00; 27.3 percent of the families with 6 children received the maximum award of \$78.00; and 14.3 percent of the families with 7 children received the maximum monthly award of \$90.00. Families with 8 or 9 children did not receive the maximum award. Of the total number of families, 55.3 percent received the maximum award permitted under the Aid to Dependent Children Act.

Residence

The number of families living in urban areas exceeded the number in rural areas by 34.7 percent. Approximately 60 percent of the female applicants lived in urban communities, whereas 74 percent of the male applicants lived in rural areas.

Cases Closed

There were 534 cases closed during the period July 1, 1937, through December 31, 1937. The reasons given for the closing of 497 of these cases and the percentage each bears to the total are given in the following table:

Cases Closed for Aid to Dependent Children During the Period July 1, 1937, through December 31, 1937, Classified by the Reason for Closing

Reason for Closing	No. of Cases	Percent Each Bears to Total
TOTAL	497	100.0
Child reached maximum age under State law	35	7.0
Death of dependent child.....	1	.2
Dependent child admitted to institution....	9	1.8
Transferred to another form of assistance	69	13.9
Relatives became able to support.....	220	44.3
Moved out of county:		
To another county within State.....	14	2.8
To another State.....	49	9.9
Not eligible for original grant.....	9	1.8
Change of payee	16*	3.2
Remarriage of mother.....	45	9.1
Other	30	6.0

*Awards not discontinued.

Of the 69 family cases transferred to other forms of assistance, some were given WPA employment; a few were given Old Age Pensions; and in a few instances, the families were given assistance by private agencies.

Awards were discontinued in 220 cases or 44.3 percent of the total because relatives became able to support. These were, for the most part, cases in which the father had returned to the home and was able to assume the responsibility for support, and cases in which the financial stress apparently had been of a temporary nature.

In the cases of transfer of families from one county to another, there is no discontinuance of awards, inasmuch as payments are received from the original county until the recipients are added to the rolls of another county. As in the case of transfers, a change of payee does not represent a discontinuance of awards, but represents merely a transfer of payment from one relative to another.

This study, which included 568 families with 1,459 children accepted for Aid to Dependent Children from July 1, 1937, through December 31, 1937, shows slight variation from a similar study which included 1,841 families with 4,670 children accepted from November 1, 1936, to July 1, 1937. It can, therefore, be assumed, with small likelihood of error, that it is a representative sample of the March, 1938, case load of 3,444 families with 9,001 children, and that the total case load is analogous to the sample in a number of characteristics, such as: nativity; citizenship of applicant; age and sex of children; relationship of applicant to child; size of family; number of children, to whom aid is granted, in the family; percentage of families receiving maximum award; and distribution of racial groups.

Child Welfare Division

"GRACE COULD BEHAVE"

"Of course," the sheriff said, "we could send her to the Industrial School but I thought maybe you'd like a try at her first."

The child welfare worker smiled. "Yes," she said, "I would like a try at her first."

"The kid's only fifteen," he continued, "and she's going out with three or four boys at a time and staying out all night. Her dad and step-mother don't seem able to manage her, and her own mother doesn't seem interested. I don't know that you can do anything but I thought I'd talk to you anyway."

The child welfare worker was determined to exert every effort to help—especially after she learned more of the details of the situation through contacts with Grace and others interested in her welfare.

Grace told the child welfare worker of her parents' divorce and of remaining with her mother while Jimmy, her ten-year-old brother, went with their father.

Little by little during subsequent interviews, Grace told that her mother had remarried and when it was found that her step-father did not want her, she was sent to her father. Then began the change of housekeepers. After each change, Grace begged to be allowed to manage the home herself, and to care for her father and Jimmy. On two occasions, her father permitted her to try this for a short time. But, without explaining to her that he felt it was too hard for her to go to school and to look after the home, he arranged for a new housekeeper.

"The last housekeeper we had," Grace said, "my father married, and she brought Jack and Helen, her children, to live with us." She hesitated a moment. "I don't like my step-mother. My father seems to think that whatever she does is right and whatever I do is wrong."

The child welfare worker could understand Grace's reaction. The girl regarded her step-mother as a rival for her father's affection and, as there were no close ties between her and Jimmy, Grace's security in the home was gone. She sought companionship from the boys in the neighborhood, inasmuch as the only approval she received was from them. Grace was not a sex delinquent, but if she did not receive the understanding which she needed at this

time, the child welfare worker felt that she might go to greater lengths to gain satisfaction and approval.

"I seemed to get along all right in school until last year," Grace said to the child welfare worker. "You remember, that was the time that my father got married again. There were so many things to worry about at home that I didn't care whether or not I made good marks in school. As you know, I failed and have had to take the seventh grade over. This year I did think I'd do better but I had that attack of appendicitis and lost so much time that I guess I'm going to fail again."

Grace's confidence in the child welfare worker grew. On one of her visits to the office she said, "I asked Betty—she's my girl friend—to come in and talk with you some time, because she has trouble at home, too. I know you can help her if she'll only give you a chance."

"If she comes to see me," the child welfare worker assured her, "I will certainly help her if I can."

"Before I knew you," Grace continued, "Betty was the only one I had to talk to that understood me, but she couldn't help. I'm still the only one that understands Betty, but I don't know how to help her, so I told her to come to you. When a person has lots of troubles, like Betty and me, I think it helps to talk to someone older."

"Grace, if you'd like, we will both talk to Dr. Jones at the Child Guidance Clinic. He knows how to help those in trouble better than I." The child welfare worker had previously spoken to Grace of the Clinic, but the child had appeared resistive.

"I'd like to know more about myself and why I just can't be still," Grace said. "If you'll go with me—I'll go see the doctor. Will he give me an examination?" Her resistance seemed to have disappeared.

"Yes, Grace, you will have a thorough physical examination. In addition to that, one of the young ladies at the hospital will give you some tests to determine what you can do best. You see, some of us can do things with our fingers—if they are strong and quick we might excel in typing. Others of us can do things better which require calculation—if we show an aptitude in working puzzles, it may be an indication that we have certain abilities in arithmetic and that we might eventually be successful in the position of a bookkeeper or an accountant. The

lady will ask you questions which will enable the doctor to help you to know what training you should take in school and how far it would be advisable for you to go. This is called a psychometric examination. After this, you will see Dr. Jones, who is a psychiatrist. He is a very understanding person and you can tell him just the way you feel and all the things that are bothering you."

The child welfare worker knew how miserably unhappy Grace was in her father's home. She had spoken to her about the possibilities of placement in a foster home, selected and supervised by the Child Welfare Division, and Grace had welcomed the idea. But, due to the girl's instability, the child welfare worker did not want to make a permanent plan for Grace without the advice of the psychiatrist.

Grace was examined at the Child Guidance Clinic and through her co-operation gave evidence of her earnest desire to be helped. Following the examination at the clinic, the psychiatrist, the director of the psychiatric social service department, and the child welfare worker, in a conference, decided that Grace should be placed in a rural boarding home where the foster parents had only one child. This child would necessarily need to be a great deal younger than Grace, so that she might be looked up to by this younger child, and be loved and wanted by the father and mother because she would fill the need of a companion to their little one. Thus, for the first time in her life, Grace would be needed and wanted for herself.

The child welfare worker believed she knew just the home for Grace. Mr. and Mrs. White were a congenial couple in their middle thirties, and their daughter, Betty Jean, was an attractive youngster of five. They were buying their home, a well-cared-for five-room bungalow, which was situated in a rural community where Mr. White was steadily employed in a local store. This home offered understanding and stability, as well as financial security, and the child welfare worker felt that it could contribute a great deal to Grace.

Mr. and Mrs. White had never previously offered their home as a foster home. When they made application to the agency to board a girl, they expressed their desire to contribute something toward a child's constructive development, as they were both very much interested in children. They also wished to have a girl who would be a companion to Betty Jean, and company for Mrs. White during the long hours that Mr. White was at the store. When they were told of Grace, they were eager to have her in their

home, and later, when the child welfare worker spoke to Grace about the Whites, she was delighted with the plan.

Grace's father and mother were consulted, and they approved of the placement. Wishing to share in the plans, Grace's mother made her some new dresses and her father bought her a new hat and a pair of new shoes.

When the child welfare worker and Grace arrived at the White home, Mrs. White greeted them cordially, saying, "We are very glad to have you come to live with us, Grace. John and I shall act as your parents for a time, but we shall never be able to take the place of your own father and mother. We want them to come to see you in our home. When they come, I shall tell them, as I'm telling you now, that we will never take any of the affection which belongs to them. We hope, though, that you'll like us both just for ourselves."

When the child welfare worker and Grace visited the school, Miss Evans, the seventh grade teacher, stepped forward to greet them. "I'm sure we shall understand each other very well," she said, when introduced to the girl, and, putting her arm around Grace's shoulders, took her over to meet her new schoolmates. Miss Evans was a sympathetic young woman who had learned from the child welfare worker of the problems with which Grace was struggling.

After their visit to the school, they returned to the foster home. The child welfare worker visited for a few moments and then prepared to leave.

"I'll come back to visit you again in four or five days," she said to Grace and Mrs. White as they walked with her to her car.

As the child welfare worker drove slowly away, she turned and saw Grace and her foster mother walk toward the house, arm in arm. She was very happy that the foster mother and teacher had shown such understanding of the girl's problems, and hoped that, if difficulties arose as time went on, they would continue to show such understanding. She also hoped that her work with Grace's parents would bring fruitful results and that eventually the girl could be returned to her father or her mother.

Several months later Grace, on one of her regular visits to the office of the child welfare worker, proudly displayed her report card. The worker complimented her on the high marks which she had received. Grace, with enthusiasm, confided in her, "I've been studying hard because I want to be a teacher just like Miss Evans."

Table 4

COLORADO STATE DEPARTMENT OF PUBLIC WELFARE
Receipts, Expenditures and Unobligated Balance
January 1, 1938 to March 31, 1938

UNOBLIGATED BALANCE, JANUARY 1, 1938.....		\$2,753,135.79
RECEIPTS:		
Sales Tax.....	\$1,517,868.42	
Liquor Taxes.....	526,107.72	
Use Tax.....	20,101.77	
Inheritance Taxes (10%).....	10,700.16	
Incorporation Fees (10%).....	247.80	
Recoveries, Old Age Pensions.....	4,998.83	
License Fees, Cities and Towns (Liquor).....	26,823.12	
Appropriations.....	420,086.79	
Federal Grants-in-aid.....	1,569,503.92	
Miscellaneous Refunds.....	225.84	
	<hr/>	
Total Receipts.....		4,096,664.37
		<hr/>
TOTAL BALANCE AND RECEIPTS.....		\$6,849,800.16
EXPENDITURES:		
Old Age Pensions (including Burials).....	\$3,463,297.22	
Old Age Pension—Bonus.....	960,147.75	
Aid to Dependent Children.....	209,358.55	
Aid to the Blind (including Burials and Treatment).....	36,481.97	
Old Age Pension Recoveries paid Federal Government.....	656.91	
Child Welfare Services—State Expense.....	3,622.72	
Child Welfare Services—Federal Expense.....	5,164.58	
Allotments for Unemployable Relief.....	595,625.52	
Purchase and Distribution of Surplus Commodities.....	33,262.21	
Tuberculosis Expenditures.....	9,517.57	
State Administrative Expense.....	34,842.32	
State's Share of County Administrative Expenses.....	105,324.18	
Transfers to General Fund.....	115,180.62	
Miscellaneous Expense.....	15.00	
	<hr/>	
Total Expenditures.....		5,572,497.12
		<hr/>
UNOBLIGATED BALANCE, MARCH 31, 1938.....		\$1,277,303.04
		<hr/>

Table 5

**STATE AND FEDERAL FUNDS ALLOTTED TO COUNTIES FOR WELFARE PURPOSES
JANUARY, FEBRUARY AND MARCH, 1938**

Counties	Unemployable Relief	Old Age Pensions	Aid to the Blind	Aid to Dependent Children	Public Welfare Administration	Tuberculosis Aid	Total
Adams	\$ 3,777.50	\$ 63,105.57	\$ 256.28	\$ 2,946.63	\$ 1,406.55		\$ 71,492.53
Alamosa	2,931.75	23,639.10	155.25	1,034.00	264.56		28,024.66
Arapahoe	14,086.50	117,497.81	787.50	8,268.67	2,123.22	\$ 52.55	142,816.25
Archuleta	1,843.25	17,888.76	67.50	206.68	498.56		20,504.75
Baca	5,792.50	37,551.34		1,581.67	1,248.34	187.06	46,360.91
Bent	4,536.00	37,820.60	254.25	1,242.66	1,098.83	31.53	44,983.87
Boulder	15,173.75	124,703.09	855.57	6,271.51	3,376.89	70.52	150,451.33
Chaffee	5,123.25	34,763.00	351.00	2,631.33	828.39		43,696.97
Cheyenne	2,103.75	19,678.27	99.00	433.34	491.50		22,805.86
Clear Creek	2,315.00	11,616.63	258.75	606.00	303.40		15,099.78
Conejos	6,267.50	50,912.73	337.50	2,412.67	905.19		60,835.59
Costilla	5,674.25	29,422.14	229.50	220.00	1,088.17		36,634.06
Crowley	2,628.75	27,667.46	339.75	1,244.67	559.25		32,439.88
Custer	756.25	13,639.63	330.00	304.00	319.80		15,349.68
Delta	4,666.00	70,627.95	969.00	3,700.67	1,423.45	240.20	81,627.27
Denver	188,033.13	1,201,286.00	6,887.70	67,350.00	28,173.41		1,491,730.24
Dolores	1,244.00	6,842.50		535.33	278.64		8,900.47
Douglas	910.50	14,746.56	156.37	1,078.00	391.02		17,282.45
Eagle	2,635.25	17,072.49		1,022.17	472.31		21,202.22
Elbert	1,352.75	22,008.04	146.25	1,060.67	753.21		25,320.92
El Paso	28,100.00	251,650.08	2,410.50	9,918.72	5,258.15	1,517.45	298,854.90
Fremont	12,625.00	90,613.48	1,196.25	4,062.67	1,203.60		109,701.00
Garfield	4,033.50	47,129.36	754.50	2,639.47	1,181.54		55,738.37
Gilpin	983.50	5,796.60		558.00	263.72		7,601.82
Grand	857.25	9,714.13	135.00	375.00	349.22		11,430.60
Gunnison	3,294.25	16,981.88	177.75	1,131.34	498.90		22,084.12
Hinsdale	264.50	1,329.83			78.50		1,672.83
Huerfano	23,609.25	89,856.74	930.00	90.00	2,228.53		116,714.52
Jackson	230.25	4,923.54		364.01	77.04		5,594.84
Jefferson	13,977.50	92,951.66	1,492.88	7,986.03	1,815.49	143.17	118,366.73
Kiowa	2,156.00	18,087.20	65.73	603.00	634.48		21,546.41
Kit Carson	3,950.00	52,072.26	326.45	2,390.67	1,039.46		59,778.84
Lake	4,100.25	13,144.88	258.75	320.01	379.01		18,202.90
La Plata	5,183.75	60,369.92	635.43	2,178.67	1,275.83		69,643.60
Larimer	21,367.00	159,019.77	900.00	6,615.99	4,457.48	37.72	192,397.96
Las Animas	35,204.00	161,655.16	2,872.13	4,589.33	5,363.05		209,683.67
Lincoln	3,390.00	35,972.86	495.38	1,184.67	821.50		41,864.41
Logan	7,894.00	57,493.91	798.75	3,268.01	968.77		70,423.44
Mesa	6,145.00	96,324.21	1,201.50	1,298.00	1,828.61		106,797.32
Mineral	453.25	3,421.50		90.00	117.00		4,081.75
Moffat	1,743.25	21,172.01		858.39	489.84		24,263.49
Montezuma	3,842.75	35,879.05	247.50	1,483.34	661.26	235.78	42,349.68
Montrose	5,309.00	58,790.86	463.50	1,445.33	981.23	292.43	67,282.35
Morgan	8,024.00	60,883.76	461.25	3,234.66	954.55		73,558.22
Otero	10,325.50	90,078.15	925.50	5,302.00	3,023.75	20.77	109,675.67
Ouray	837.50	12,942.50	135.00	456.00	314.96		14,685.96
Park	1,497.50	12,465.22		377.84	407.70		14,748.26
Phillips	2,455.00	18,569.37	97.50	1,261.34	273.31		22,656.52
Pitkin	1,038.00	13,059.94	226.86	558.00	392.36		15,275.16
Prowers	10,295.00	59,550.51	495.00	4,153.40	1,715.82	766.66	76,976.39
Pueblo	39,959.39	249,394.38	2,934.00	8,134.66	6,677.69	1,018.94	308,119.06
Rio Blanco	789.25	11,043.04		891.99	339.58		13,063.86
Rio Grande	3,860.75	41,543.14	273.38	1,502.33	823.22	509.78	48,512.60
Routt	2,407.75	31,328.12	354.47	2,312.34	765.43		37,168.11
Saguache	1,734.25	23,522.59	67.50	555.49	568.59		26,448.42
San Juan	525.00	3,669.27		174.00	228.50		4,596.77
San Miguel	1,471.50	10,712.01	247.50	230.01	377.35	95.07	13,133.44
Sedgwick	1,491.25	17,330.88		774.00	435.85	28.42	20,060.40
Summit	688.00	6,624.50		96.00	210.67		7,619.17
Teller	3,185.50	30,446.31	389.25	503.99	441.01	64.35	35,030.41
Washington	4,001.00	36,763.45	452.25	2,660.99	678.52		44,556.21
Weld	34,678.25	226,331.62	1,118.25	13,581.17	6,193.38	1,596.59	283,499.26
Yuma	5,796.25	55,078.95	315.00	2,014.67	1,308.00	9.43	64,522.30
TOTALS	\$ 595,625.52	\$4,338,178.27	\$ 36,335.88	\$206,376.20	\$104,107.14	\$ 6,918.42	\$5,287,541.43

Table 6
OLD AGE ASSISTANCE IN STATES WITH PLANS APPROVED BY THE SOCIAL SECURITY BOARD
MARCH, 1938

States	Number of Recipients	Amount of Obligations Incurred for Payments to Recipients for the Month	Average Per Recipient	Number of Recipients Per 1,000 Estimated Population 65 and Over
TOTALS	1,656,053	\$31,962,949	\$19.30	212
1. Alabama	14,875	159,473	10.72	137
2. Alaska	802	22,400	27.93	200
3. Arizona	5,766	146,952	25.48	324
4. Arkansas	19,143	175,057	9.14	199
5. California	108,966	3,559,547	32.67	240
6. Colorado	*35,813	*956,949	26.72	**454
7. Connecticut	14,358	378,404	26.35	124
8. Delaware	2,733	29,500	10.79	130
9. District of Columbia	3,126	79,097	25.30	76
10. Florida	27,599	425,438	15.41	298
11. Georgia	27,807	264,491	9.51	203
12. Hawaii	1,605	18,297	11.40	179
13. Idaho	8,409	181,539	21.59	300
14. Illinois	122,386	2,120,023	17.32	247
15. Indiana	42,250	683,220	16.17	147
16. Iowa	46,626	922,636	19.79	215
17. Kansas	17,612	334,198	18.98	120
18. Kentucky	33,611	314,824	9.37	185
19. Louisiana	25,336	249,915	9.86	302
20. Maine	5,048	104,405	20.68	59
21. Maryland	16,626	291,714	17.55	153
22. Massachusetts	67,667	1,899,571	28.07	207
23. Michigan	71,310	1,342,164	18.82	249
24. Minnesota	63,084	1,250,548	19.82	327
25. Mississippi	15,189	69,633	4.58	172
26. Missouri	72,568	1,085,642	14.96	235
27. Montana	11,948	243,046	20.34	398
28. Nebraska	26,190	446,986	17.07	270
29. Nevada	1,813	49,414	27.26	302
30. New Hampshire	3,694	83,425	22.58	72
31. New Jersey	25,956	478,379	18.43	105
32. New Mexico	3,817	48,143	12.61	235
33. New York	104,488	2,500,127	23.93	133
34. North Carolina	26,302	247,855	9.42	180
35. North Dakota	7,521	128,156	17.04	209
36. Ohio	107,129	2,465,634	23.02	224
37. Oklahoma	67,868	1,024,060	15.09	575
38. Oregon	16,004	341,648	21.35	195
39. Pennsylvania	94,337	2,039,684	21.62	153
40. Rhode Island	6,038	111,863	18.53	134
41. South Carolina	18,816	201,278	10.70	265
42. South Dakota	15,241	288,510	18.93	363
43. Tennessee	21,410	285,014	13.31	142
44. Texas	111,061	1,525,684	13.74	394
45. Utah	12,461	316,833	25.43	462
46. Vermont	5,423	77,185	14.23	143
47. Washington	37,558	884,999	23.56	305
48. West Virginia	18,541	259,142	13.98	226
49. Wisconsin	39,236	789,030	20.11	181
50. Wyoming	2,886	61,217	21.21	296

*Total payment for COLORADO includes \$69,185.68 incurred for payments to 2,646 recipients of Old Age Pensions who were between the ages of 60 and 65 years.

**Rate based on number of recipients 65 years and over, although the minimum age under the state plan is 60 years.

Colorado is the only state which pays pensions to persons between 60 and 65 years of age. All other states pay pensions to persons 65 years of age and over, except Indiana, Missouri, New Hampshire, and Pennsylvania, which pay pensions only to persons 70 years of age and over. Virginia does not have an approved plan for Old Age Assistance.

Table 7

OLD AGE PENSION FUND
ANALYSIS OF REVENUES AND EXPENDITURES, OLD AGE PENSION FUND
JANUARY 1, 1938, TO MARCH 31, 1938, INCLUSIVE
SHOWING BALANCES JANUARY 1, 1938, AND MARCH 31, 1938

BALANCE ON HAND JANUARY 1, 1938..... \$1,950,163.17

REVENUES:

State Revenues:	Sales Tax	Liquor Taxes	Use Tax	Inheritance Taxes (10%)	Incorporation Fees (10%)	Beer and Liquor Licenses Cities	Total
January	\$ 476,898.93	\$147,456.38	\$ 6,800.41	\$ 3,161.68	\$ 85.73	\$ 4,882.50	\$ 639,285.63
February	366,964.39	132,573.87	4,622.84	6,021.51	68.40	17,031.97	527,282.98
March	381,815.44	144,801.73	4,808.93	981.97	81.28	4,908.65	537,398.00
	<u>\$1,225,678.76</u>	<u>\$424,831.98</u>	<u>\$16,232.18</u>	<u>\$10,165.16</u>	<u>\$ 235.41</u>	<u>\$26,823.12</u>	<u>\$1,703,966.61</u>

Recoveries and Adjustments..... 3,093.14

Federal Grants-in-Aid..... 1,360,241.85

Total Revenues..... 3,067,301.60

TOTAL BALANCE AND REVENUES..... \$5,017,464.77

EXPENDITURES:

	Bonus	Pensions	Burials	Totals
January		\$1,373,645.15	\$ 6,063.50	\$1,379,708.65
January Bonus	\$960,147.75			960,147.75
February		1,109,243.64	8,915.00	1,118,158.64
March		956,554.93	8,875.00	965,429.93
Total Expenditures	<u>\$960,147.75</u>	<u>\$3,439,443.72</u>	<u>\$23,853.50</u>	<u>\$4,423,444.97</u>

BALANCE ON HAND, MARCH 31, 1938..... \$ 594,019.80*

*This sum includes \$55,024.60 Federal Funds to be used in matching State Funds for the following quarter, and the balance of this represents the March income in the Old Age Pension Fund to be used to pay April payments for Old Age Pensions.

PENSION PAYMENTS

	State Funds	Federal Funds	Total Funds
Pensions Only**	\$2,069,313.42	\$1,370,130.30	\$3,439,443.72
Per cent	60.16	39.84	100.00

**This is for pension payments only and does not include the Bonus payment or Burials, which are paid entirely by the State.

RECIPIENTS OF OLD AGE PENSION—AMOUNT PAID—AVERAGE PAYMENT, MARCH, 1938

Table 8 COUNTIES	ALL RECIPIENTS			CLASS A RECIPIENTS			CLASS B RECIPIENTS		
	Number	Amount	Average Payment	Number	Amount	Average Payment	Number	Amount	Average Payment
Adams	536	\$ 13,401.52	\$25.00	509	\$ 12,765.26	\$25.08	27	\$ 636.26	\$23.57
Alamosa	207	5,096.01	24.62	195	4,806.58	24.65	12	289.43	24.12
Arapahoe	993	26,502.97	26.69	935	24,890.99	26.62	58	1,611.98	27.79
Archuleta	148	4,166.81	28.15	125	3,549.77	28.40	23	617.04	26.83
Baca	298	8,860.88	29.73	290	8,641.15	29.80	8	219.73	27.47
Bent	291	8,342.00	28.67	277	7,938.94	28.66	14	403.06	28.79
Boulder	1,090	27,532.79	25.26	1,008	25,512.09	25.31	82	2,020.70	24.64
Chaffee	276	7,852.44	28.45	241	6,870.58	28.51	35	981.86	28.05
Cheyenne	155	4,553.31	29.38	151	4,438.31	29.39	4	115.00	28.75
Clear Creek	101	2,507.76	24.83	87	2,158.41	24.81	14	349.35	24.95
Conejos	405	11,173.18	27.59	340	9,489.99	27.91	65	1,683.19	25.90
Costilla	293	6,194.54	21.14	261	5,581.38	21.38	32	613.16	19.16
Crowley	203	6,018.05	29.65	197	5,868.30	29.79	6	149.75	24.96
Custer	109	3,052.79	28.01	92	2,609.54	28.36	17	443.25	26.07
Delta	611	14,742.58	24.13	546	13,162.47	24.11	65	1,580.11	24.31
Denver	9,900	262,590.41	26.52	9,241	245,594.77	26.58	659	16,995.64	25.79
Dolores	65	1,603.23	24.67	60	1,483.23	24.72	5	120.00	24.00
Douglas	130	3,056.50	23.51	108	2,524.00	23.37	22	532.50	24.20
Eagle	142	3,971.10	27.97	123	3,416.94	27.78	19	554.16	29.17
Elbert	178	4,767.47	26.78	170	4,546.45	26.74	8	221.02	27.63
El Paso	2,004	54,979.77	27.44	1,882	51,802.61	27.53	122	3,177.16	26.04
Fremont	788	21,015.97	26.67	712	19,034.09	26.73	76	1,981.88	26.08
Garfield	396	10,189.10	25.73	371	9,530.56	25.69	25	658.54	26.34
Gilpin	54	1,446.65	26.79	47	1,242.65	26.44	7	204.00	29.14
Grand	78	2,089.03	26.78	70	1,876.42	26.81	8	212.61	26.58
Gunnison	145	3,572.75	24.64	129	3,179.75	24.65	16	393.00	24.56
Hinsdale	10	284.34	28.43	7	208.19	29.74	3	76.15	25.38
Huerfano	705	20,400.10	28.94	593	17,240.25	29.07	112	3,159.85	28.21
Jackson	36	1,059.40	29.43	34	1,000.40	29.42	2	59.00	29.50
Jefferson	832	20,782.84	24.98	756	18,917.14	25.02	76	1,865.70	24.55
Kiowa	142	4,053.25	28.54	134	3,836.65	28.63	8	216.60	27.08
Kit Carson	406	12,263.46	30.21	398	12,022.96	30.21	8	240.50	30.06
Lake	112	2,834.17	25.31	100	2,518.25	25.18	12	315.92	26.33
La Plata	506	13,562.77	26.80	480	12,851.69	26.77	26	711.08	27.35
Larimer	1,333	36,337.07	27.26	1,258	34,201.15	27.19	75	2,135.92	28.48
Las Animas	1,262	35,323.00	27.99	1,146	32,105.00	28.01	116	3,218.00	27.74
Lincoln	285	7,955.84	27.92	276	7,708.14	27.93	9	247.70	27.52
Logan	468	12,655.45	27.04	450	12,193.59	27.10	18	461.86	25.66
Mesa	849	20,662.54	24.34	804	19,625.99	24.41	45	1,036.55	23.03
Mineral	28	723.84	25.85	25	647.09	25.88	3	76.75	25.58
Moffat	163	4,634.46	28.43	159	4,500.79	28.31	4	133.67	33.42
Montezuma	295	7,494.29	25.40	273	6,927.65	25.38	22	566.64	25.76
Montrose	505	12,871.95	25.49	444	11,243.20	24.93	61	1,628.75	30.16
Morgan	517	14,845.62	28.71	491	14,108.08	28.73	26	737.54	28.37
Otero	761	19,477.26	25.59	718	18,551.08	25.84	43	926.18	21.54
Ouray	99	2,721.97	27.49	88	2,425.80	27.57	11	296.17	26.92
Park	108	2,575.96	23.85	96	2,323.45	24.20	12	252.51	21.04
Phillips	153	4,261.79	27.85	148	4,147.31	28.02	5	114.48	22.90
Pitkin	108	2,753.62	25.50	99	2,524.12	25.50	9	229.50	25.50
Prowers	453	12,879.33	28.43	428	12,184.34	28.47	25	694.99	27.80
Pueblo	2,094	55,518.13	26.51	1,940	51,432.13	26.51	154	4,086.00	26.53
Rio Blanco	100	2,559.73	25.60	86	2,215.12	25.76	14	344.61	24.62
Rio Grande	341	9,146.05	26.82	309	8,274.24	26.78	32	871.81	27.24
Routt	268	7,188.90	26.82	252	6,802.04	26.99	16	386.86	24.18
Saguache	198	5,049.34	25.50	183	4,694.71	25.65	15	354.63	23.64
San Juan	28	754.65	26.95	27	722.65	26.76	1	32.00	32.00
San Miguel	95	2,539.35	26.73	82	2,205.85	26.90	13	333.50	25.65
Sedgwick	135	3,849.46	28.51	130	3,699.46	28.46	5	150.00	30.00
Summit	55	1,636.26	29.75	49	1,458.50	29.77	6	177.76	29.63
Teller	241	6,482.40	26.90	209	5,612.95	26.86	32	869.45	27.17
Washington	278	8,141.01	29.28	268	7,883.11	29.41	10	257.90	25.79
Weld	1,795	48,964.85	27.28	1,625	44,292.08	27.26	170	4,672.77	27.49
Yuma	453	12,425.01	27.43	435	11,943.01	27.46	18	482.00	26.78
TOTAL	35,813	\$956,949.07	\$26.72	33,167	\$887,763.39	\$26.77	2,646	\$69,185.68	\$26.15

Old Age Pensions

JACK POT OR BONUS PROVISION

Section 4 of Constitutional Amendment No. 4 provides:

"The State Board of Public Welfare, or such other agency as may be authorized by law to administer Old Age Pensions, shall cause all moneys deposited in the Old Age Pension Fund to be paid out to qualified pensioners, after defraying the expense of administering the said Fund, within ten days following the expiration of the calendar year in which deposits are made in said Fund."

In December, 1937, Dr. C. A. Ellis, who is president of the National Annuity League, brought suit in the District Court of the Second Judicial District, asking for a declaratory judgment and restraining order to prevent the payment of the jack pot or bonus provision of Constitutional Amendment No. 4. Judge Stanley H. Johnson ruled that the jack pot or bonus should be paid in accordance with Section 4 of Amendment No. 4.

The State Board of Public Welfare ruled that the jack pot or bonus should be paid and that this payment should not be considered income to be deducted from any future Old Age Pension payments.

On December 31, 1937, there was a balance of \$1,950,163.17 in the State Old Age Pension Fund. Of this balance, \$64,913.05 represented Federal funds to be used in matching State funds for the following quarter.

On December 31, 1937, there were 34,804 persons eligible to receive January Old Age Pension payments and the bonus. The balance in the fund was sufficient, after the payment of January pensions with Federal and State Funds, to authorize the payment of a bonus of \$27.77 to each of the 34,804 eligible persons.

The County Departments of Public Welfare on December 31, 1937, certified to the State Department 34,804 persons to be eligible for January pensions and the bonus. Thirty-four thousand, seven hundred eighteen persons received the January pensions and 34,701 persons received the bonus. The number of persons certified by the County Departments was greater than the number who received January pensions, inasmuch as eighty-six deaths occurred between the date of certification and the date on which the warrants for the pensions were delivered. Death of seventeen recipients occurred after the receipt of the January pensions and before the date on which the warrants were issued for the bonus.

The warrants of these ninety-three deceased pensioners were cancelled. The money remained in the Old Age Pension Fund and was used in the following month for the payment of pensions.

Proration of Pension Payments

The State Board of Public Welfare adopted a method of proration to be followed at the time when there are insufficient funds to pay the full amount of Old Age Pension awards to eligible persons. This method of proration was approved by the Social Security Board.

On the last day of each month, the County Departments of Public Welfare certify to the State Department the number of burials and the amount of obligations for these burials contracted during that month, payment of which is to be made in the following month. They also certify the number of persons eligible to receive pensions during the following month, and the total amount of funds required to meet the authorized awards. The State Department determines the deficiency by subtracting the amount of funds received in the Old Age Pension Fund during the previous month from the amount required to pay the burials and awards certified by the County Departments. The deduction to be made from each authorized award for that month is ascertained by dividing this deficiency by the number of eligible persons.

There is no variation in the amount deducted from the authorized awards, inasmuch as each person eligible for Old Age Pension is awarded \$45.00 in the case of no income, or the amount which is added to income in cash or kind totals \$45.00.

Funds available for February payments of Old Age Pensions were insufficient to pay the full amount of the authorized awards and it was necessary to deduct \$8.00 from each. The maximum payment received by any pensioner was \$37.00; no payment was received by those with authorized awards of \$8.00 or less; the average received was \$31.63.

In March there were again insufficient funds and it was necessary to deduct \$13.00 from each authorized award. No pensioner received more than \$32.00; those who had an authorized award of \$13.00, or less, received no payment; the average was \$26.72.

There is always a difference between the number of persons certified by the County Departments of Public Welfare, on the last day of each month, as

eligible to receive pensions during the following month and the number actually receiving payments. Deaths and cancellations occurring between the date of certification by the County Departments and the date on which the warrants for the pensions are issued account for this discrepancy. The total

amount, which these cancelled warrants represent, remains in the Old Age Pension Fund and is used the following month for payments to eligible pensioners. Each month the State Board of Public Welfare authorizes all available Old Age Pension funds to be paid to eligible persons.

**Number of Class A and Class B Recipients of Old Age Pensions
Average Per Recipient, Amount Paid
January, February, March, 1938**

Month	Number Recipients			Average Per Recipient		Class A	Amount Paid	
	Class ¹ A	Class ² B	Classes A & B	Class A	Class B		Class B	Classes A & B
Total						³ \$3,217,122.82	⁴ \$ 231,591.47	\$3,448,714.29
January	32,467	2,251	34,718	\$39.65	\$38.91	\$1,287,183.22	\$ 87,588.64	\$1,374,771.86
February	32,889	2,425	35,314	31.69	30.85	1,042,176.21	74,817.15	1,116,993.36
March	33,167	2,646	35,813	26.77	26.15	887,763.39	69,185.68	956,949.07

¹Persons 65 and over.
²Persons 60 to 65.
³Paid from Federal and State Funds.
⁴Paid from State Funds only.

A Bonus of \$27.77 was paid to each of 34,701 pensioners in January. This amounted to \$963,646.77 and was paid from State funds exclusively.

The 33,167 persons above sixty-five years of age who received March Old Age Pensions represent 45.4 per cent of the persons in Colorado over sixty-five years of age. Figures are based on the United States Bureau of Census estimate of the number of persons in Colorado over sixty-five years as of January 1, 1938.

The number of persons who received Old Age Pensions in the month increased over the previous month as follows: January, 468; February, 596; March, 499.

The number of Old Age Pension applications pending at the close of each month was as follows:

December, 1937.....	1,940
January, 1938.....	1,902
February, 1938.....	1,679
March, 1938.....	1,397

Records show that 23.6% of all applications for Old Age Pensions are rejected for various reasons. Formal action is taken on signed applications only. Many persons apply to the County Departments of Public Welfare and find, through an interview at the Intake Desk, that they are not eligible to receive Old Age Pensions and do not complete formal applications.

Present Proposed Amendments

At the time this article is being written, there have been lodged with the Secretary of State three

proposed amendments to Article Twenty-four of the State Constitution, the Article which provides for the Old Age Pension. These three proposed amendments are entitled and provide, as follows:

- (1) AN ACT REPEALING ARTICLE XXIV OF THE STATE CONSTITUTION, KNOWN AND REFERRED TO AS THE OLD AGE PENSION AMENDMENT.

Sec. 1. That article twenty-four of the Constitution of the State of Colorado be and the same hereby is repealed.

- (2) AN ACT TO AMEND ARTICLE XXIV OF THE CONSTITUTION OF THE STATE OF COLORADO, KNOWN AND REFERRED TO AS THE OLD AGE PENSION AMENDMENT, AND AUTHORIZING THE GENERAL ASSEMBLY TO CREATE AND PROVIDE FOR THE PAYMENT OF OLD AGE PENSIONS.

Section 1. The General Assembly of the State of Colorado shall have power to create and provide for the payment of old age pensions from the general fund of the state, to be administered by such agencies and to be granted to such citizens and in such amounts as the General Assembly may determine.

- (3) AN ACT TO AMEND ARTICLE 24 OF THE STATE CONSTITUTION.

Sec. 1. The General Assembly of the State of Colorado, shall create and provide for the payment of Old-Age Pensions in an amount not less

Surplus Commodity Division

January-March, 1938

County Departments of Public Welfare, following investigation of cases, certify to the Surplus Commodities Division the names of needy families who are eligible for supplementary assistance of surplus commodities.

CASES CERTIFIED BY COUNTY WELFARE DEPARTMENTS AS ELIGIBLE FOR COMMODITIES AND PERCENTAGE SERVED

January, February, March of 1937 and 1938

Month	1937			1938		
	Cases	Persons	Per Cent	Cases	Persons	Per Cent
Jan.	23,813	72,406	92.82	17,875	69,921	98.79
Feb.	25,580	78,626	98.00	18,385	73,215	98.39
Mar.	26,547	84,775	90.60	19,285	76,677	98.83

Foods Distributed

The food commodities that were distributed to certified cases and to the School Lunch Projects were as follows:

Commodities	Pounds
Total	3,756,411.75
Beef Broths and Soups Canned.....	37,200.00
Apples—Canned	11,386.25
Apples—Dried	200.00
Apples—Fresh	720,850.00
Apricots—Dried	75,837.00
Flour—Potato	29,016.00
Fruit—Canned	4,498.75
Milk—Dry	99,577.00
Oranges	427,350.00
Pears—Canned	9,447.50
Pears—Fresh	111,600.00
Peas—Dry	43,685.00
Potatoes	1,797,005.00
Prunes	77,994.00
Rice	104,575.00
Sauer Kraut—Canned.....	2,415.00
Shortening	80,256.00
Vegetables—Canned	118,552.25
Vegetables—Canned (Donated).....	4,468.00
Vegetables—Fresh (Donated).....	500.00

In addition to these foods there were 4,080 dozen eggs distributed.

During the period, 25,127 children were served in the 387 schools in which WPA school lunch programs were in operation. Available surplus commodities were allotted for these school lunches.

This Division also handled and distributed 170,682 items of wearing apparel consisting of dresses, shirts, coats, pants, underwear, layettes, sleeping garments, etc.; and 32,131 items of household articles including woolen blankets, comforters, mattresses, sheets, pillow cases, towels, and similar articles.

While the Federal Government designates no monetary value, the Division estimates the wholesale prices of commodities distributed to be:

Commodities	Amount
Total	\$330,767.91
Food	\$123,741.91
Wearing Apparel.....	178,731.50
Household Articles.....	28,294.50

Canning Plants

The three canning plants operated in Colorado are located in Greeley, Pueblo, and Denver. These are sponsored by the counties and the WPA furnishes the labor. The State Department of Public Welfare supplies the cans, labels, and some of the raw material for canning, however, the greater part of the raw material is furnished by the Federal Surplus Commodities Corporation. During this quarter the Federal Surplus Commodities Corporation has furnished 130,150 pounds of fresh apples and 35,500 pounds of fresh pears for canning.

During the three-month period, approximately seven carloads were received from the canning factories:

Commodities	Cans
Total	166,966
Canned Apples.....	49,878
Canned Pears.....	23,365
Canned Carrots.....	74,900
Canned Hominy.....	18,823

Textiles

One of the duties of the Surplus Commodity Division is to receive, store, and re-ship textiles for the WPA Sewing Projects. The receipts of these materials during the past quarter has been exceedingly heavy as shown by the following statement:

WPA Textiles

Storage—Jan. 1, 1938.....	58,902.50 yards
Received during Jan., Feb., Mar.....	689,982.25 yards
<hr/>	
Total	748,884.75 yards
Shipped to Projects.....	452,284.50 yards
<hr/>	
Storage—Mar. 1, 1938.....	296,600.25 yards

Textiles Returned to Storage from Other Sources

Storage—Jan. 1, 1938.....	2,563.75 yards
Received during Jan., Feb., Mar.....	None
<hr/>	
Total	2,563.75 yards
Shipped to Projects.....	1,090.00 yards
<hr/>	
Storage—Mar. 31, 1938.....	1,473.75 yards

Textiles Purchased by the Colorado State Department of Public Welfare

Storage—Jan. 1, 1938.....	14,355.00 yards
Received during Jan., Feb., Mar.....	89,587.50 yards
<hr/>	
Total	103,942.50 yards
Shipped to Projects.....	70,956.00 yards
<hr/>	
Storage—Mar. 31, 1938.....	32,986.50 yards

Allocations Federal Surplus Commodities Corporation

Allocations for the following commodities have been received from the Federal Surplus Commodities Corporation and it is anticipated that delivery will be made during the months of April and May:

Commodities	Cars	Units
Oranges	9	291,060 lbs.
Potatoes	20	720,000 lbs.
Apples	3	113,400 lbs.
Grapefruit	11	341,220 lbs.
Milk	1	60,000 lbs.
Rice	2	120,000 lbs.
Beans—Dried	11	660,000 lbs.
Prunes	6	360,000 lbs.
Peas—Canned	9	216,000 cans
Flour—Potato	1	40,000 lbs.
Paper Bags for Milk—Dry.....		40,000 ea.

Commodity rooms in practically all of the counties are in splendid condition. The stocks are neatly kept and the distribution is made in an orderly, economical manner. There is satisfactory cooperation between the Federal Surplus Commodities Corporation, the Commodity Division of the State Department of Public Welfare, and the County Departments of Public Welfare in supplying, handling and distributing these commodities.

Unemployment Compensation in Colorado

(Continued from Page 2)

which begin January, 1939, plans are also being made for setting up offices in locations of industry employing large numbers of workers.

We feel confident that compensation for the unemployed is here to stay, and we face the future resolved to do our job efficiently, to administer the Act justly, and to make sure that this humanitarian phase of Government reflects credit on our State.

Old Age Pensions

(Continued from Page 25)

than thirty (30) dollars, per month to be granted to such citizens and to be administered by such agencies as the General Assembly may determine, except that the total income per month from all other sources received by such citizens as are eligible for Old-Age pensions shall be determined and the total amount of such income shall be deducted from the amount of the monthly pension granted to such citizens.

Sec. 2. The Payment of such Old-Age pensions shall be made from grants-in-aid from the Federal Government for old age assistance, and from the general fund of the state.

Sec. 3. Until the General Assembly shall provide for the payment of Old-Age pensions, all needy aged persons shall receive a pension of not less than thirty (30) dollars per month, to be paid from the general fund of the State, and to be administered by such agencies as shall be determined by the Governor.

Sec. 4. The provisions of Section 1, and Section 2, of this article shall be in force and effect not later than the first day of May, 1939.

It is necessary that 37,417 signatures be secured before any proposed amendment may be placed on the ballot.

Table 9
AID TO THE BLIND IN STATES WITH PLANS APPROVED BY THE SOCIAL SECURITY BOARD
MARCH, 1938

States	Number of Recipients	Amount of Obligations Incurred for Payments to Recipients for the Month ¹	Average Per Recipient	Number of Recipients Per 100,000 Estimated Population
TOTALS²	36,423	\$ 873,593	\$23.98	40
1. Alabama	410	4,049	9.88	14
2. Arizona	263	6,107	23.22	64
3. Arkansas	673	6,115	9.09	33
4. California	5,491	263,700	48.02	89
5. Colorado	591	16,177	27.37	55
6. District of Columbia.....	195	5,173	26.53	30
7. Florida	677	10,719	15.83	40
8. Georgia	959	11,303	11.79	31
9. Hawaii ³	49	678	13.85
10. Idaho	278	6,311	22.70	56
11. Indiana	2,299	43,377	18.87	66
12. Iowa	967	22,601	23.37	38
13. Kansas	646	13,831	21.41	34
14. Louisiana	602	7,687	12.77	28
15. Maine	1,271	28,506	22.43	147
16. Maryland	575	11,966	20.81	34
17. Massachusetts	1,038	21,347	20.57	23
18. Michigan	544	14,386	26.44	11
19. Minnesota	583	12,781	21.92	22
20. Montana ⁴	0	0	0	0
21. Nebraska	568	11,242	19.79	42
22. New Hampshire.....	293	6,152	21.00	57
23. New Jersey.....	562	12,550	22.33	13
24. New Mexico.....	206	3,319	16.11	49
25. New York.....	2,419	56,197	23.23	19
26. North Carolina.....	1,885	26,800	14.22	54
27. North Dakota.....	100	1,822	18.22	14
28. Ohio	3,788	72,225	19.07	56
29. Oklahoma	2,081	35,067	16.85	81
30. Oregon	435	10,980	25.24	43
31. South Carolina.....	686	9,394	13.69	36
32. South Dakota.....	71	1,580	22.26	10
33. Tennessee	892	13,510	15.15	30
34. Utah	245	6,312	25.76	47
35. Vermont	149	2,421	16.25	39
36. Washington	1,040	35,747	34.37	62
37. West Virginia.....	756	13,216	17.48	40
38. Wisconsin	1,966	43,289	22.02	67
39. Wyoming	170	4,956	29.15	72

¹Expense for hospitalization and burials is excluded.

²Connecticut's plan approved; no Federal funds requested.

³Preliminary figures.

⁴No payments made for this month.

State Commission for the Blind

Kathryn C. Barkhausen, Executive Secretary

At the World Conference on Work for the Blind, held in New York City, April, 1931, Helen Keller in greeting delegates from thirty-two countries said, "Six million human beings are waiting for us in the dark. Only by our united efforts can we reach even a part of them. Only by courage and perseverance shall we succeed in rehabilitating this vast multitude. Now is the time to shake ourselves free from old ideas and traditions. . . . America stands for the principle that normal people and handicapped alike are part of a great social whole and are dependent one upon another. . . ." Helen Keller's words appear to have been prophetic for the Federal Social Security Act in August, 1935, included a provision for Federal Aid to the Blind.

Since the transfer of blind benefits from the State Commission for the Blind to the Colorado State Department of Public Welfare, April 1, 1936, the Commission has devoted all its time and efforts in developing a practical service program. This program includes teaching, placement, vocational guidance, rehabilitation, and maintenance of a workshop. The Commission has under its supervision the Colorado Industrial Workshop for the Blind in Denver, where thirty men and women are engaged in the manufacture of brooms, brushes, and mops. By selling these products from house to house, many blind men are able to support themselves and their families, either partially or wholly.

Four regular teachers employed by the Commission and one WPA teacher, working under its supervision, go into the homes of the blind to help them in readjustment which will enable them to lead useful lives among their friends and neighbors. This work requires that the teachers manifest tact and sympathetic understanding.

Two of the five teachers are partially blind and one is totally blind. It is generally believed that a newly-blinded person has more confidence in himself and his capabilities, after having been interviewed and counseled by a worker who is blind.

The pupil is first encouraged to learn Braille, an embossed type of six dots which is read with the fingers. Braille, if employed as the first step in teaching the blind, trains the pupil to use his hands and to cultivate his sense of touch. Statistics disclose, however, that only a small portion of the blind can read in this way. For older pupils or those whose sense of touch is not keen, the Moon type is used inasmuch as characters are larger and

more easily learned. With this start, Braille is often mastered later. In some, who were not readers when they had their sight, interest cannot be stimulated. In such cases, the teacher learns what the pupil did when he had his sight, in addition to what he would like to do now, and makes an effort to aid in accomplishing his desire.

One man, who had liked nothing but farming, could not get interested in anything that was suggested so finally resigned himself to a lonely existence. His case provided an opportunity for a demonstration of versatility in a good home teacher. The blind man, with the aid of the teacher, started a garden in the back yard. After the pupil had spaded and raked the ground, the teacher stretched string for him to follow while he planted. He continued to cultivate the garden which later yielded sufficient vegetables for himself and some friends. The venture was a success for it caused the man to realize that he could be of some use in the world. He is eager to start his garden this year and will probably try other things. Since this interest is aroused, he may want to study Braille merely to the extent that he may be able to keep his own notes and telephone numbers, and correspond with some other blind person without the aid of sighted help.

The blind are usually spoken of, or thought of, as a group but those who work with them find it is quite the contrary. Blindness may come to the highly educated as well as the unlearned and, consequently, each one must be considered individually. The blind are, in other words, a cross section of our population. The education of the seeing public in the needs and capabilities of the blind is a very important part of the Commission's work and aids materially in placement and in finding a market for their handicrafts.

A training class has recently been started in Denver. It is hoped that work will be made available to all the blind who can be taught to weave perfect baskets for the market which is already established. The WPA Adult Education Department is supplying an instructor for this basketry class and another for a class in Trinidad where Braille and handicrafts will be taught under the sponsorship of the State Commission for the Blind and the Las Animas County Chapter of the American Red Cross. Following the training period of approximately three months, the pupil will continue the basketry work in his own home under the supervision of the home

teachers. Sewing, leathercrafts, waffle weaving of bath and table mats, weaving of tapestries, making of rugs and hammocks, chair caning, crocheting, and knitting are also taught in the homes of the blind. Hand hemming of the towels, which are sold through the State Federation of Federated Women's Clubs, has proved to be a very good occupation for "shut-ins" who are visually handicapped. The service program of the Commission is free to any resident of Colorado whose sight is so impaired that he is unable to read with the aid of glasses.

The State Commission for the Blind is the authorized agency in Colorado through which the Government-owned Talking Book machines are distributed. Seventeen thousand three hundred machines have been manufactured in New York on a WPA project, sponsored by the Library of Congress in Washington, D. C., and supervised by the American Foundation for the Blind. These machines, which resemble a portable phonograph, have been allocated to the states for distribution. Allocation is made on the basis of state population. There are approximately 130,000 blind in the United States; 2,000 are known to live in Colorado. The Commission has received and distributed 131 electric machines with loud-speakers and 22 spring-driven motor machines with headphones. They are loaned to the needy blind and, if used, they may be retained indefinitely. Talking Book records, as well as books in Braille and Moon type, are secured from the Denver Public Library and are mailed without charge of postage to the recipient. The nature of the material selected and recorded is wide and varied. It includes books on religion and ethics, philosophy and psychology, description and travel, biography, history, poetry, literature, science, and fiction.

The State Commission for the Blind has been licensed by the Office of Education in Washington, D. C., to establish vending stands in Federal and other buildings in Colorado. They are operated by the blind in accordance with the Randolph-Sheppard Act which was passed in 1936. The legislative appropriation of \$500.00, made in 1937, was sufficient for one stand only. It was established in the new Customs House in January, 1938. The Canadian policy of owning all equipment and stock and of licensing the blind operator was adopted by the Commission. Since the operation of this vending stand has proved successful, it is hoped that funds will be made available for the operation of others.

Perhaps the greatest handicap of the blind is the inability to go about without a guide. The Seeing Eye, Inc., Morristown, N. J., a unique organization for aiding the blind, trains dogs to guide the blind

in safety. It is estimated that Seeing Eye dogs can be used by only ten percent of the blind, inasmuch as blind persons must meet certain requirements relative to health and age. The blind person is required to assume full responsibility for the payment of \$150.00 for the dog. Payments are arranged according to the purchaser's ability to pay. There are now nine blind persons in Colorado who, with their guide dogs, are free to go and come as they please. Six of them finished the training with their dogs in a class organized by the Commission and conducted in Denver by the senior trainer of the Seeing Eye organization. The blind are permitted to travel with Seeing Eye dogs in railroad coaches and street cars without additional cost. They are also allowed to take the dogs into hotels and restaurants.

The blind and their guides are given the privilege of traveling on railroads and many bus lines for the price of one fare. Free admission to many moving picture houses has been arranged in Denver and in other cities in Colorado. Free tickets to lectures and concerts are frequently given them.

The blind need recreation as much as, if not more than, normal persons. They enjoy participation in somewhat the same type of recreation as if they had sight. Playing cards are marked in Braille and many of the blind become as expert in the games as their seeing partners. Checkers, chess, dominoes, and puzzles of various kinds are made especially for use of the blind. Other items designed especially for them are the thermometer, the barometer, and the Braille writer which produces the Braille raised type. Braille shorthand machines which are invaluable to the Braille stenographer are also available. The expert use of the typewriter is encouraged, for it oftentimes adds materially to the independence of one with impaired vision. The Federal Government, recognizing the importance of this work, gave a Civil Service examination for Braille stenographers and typists in the fall of 1937. Any blind person who can read Braille may have free instruction in any subject from the Hadley Correspondence School for the Blind, Winnetka, Ill. Perhaps the most prized possession is a watch which has raised dots, about the size of a pinhead, placed at each hour. The blind person determines the correct time by carefully feeling the position of the hands on the face.

The nation has made definite advances in statutory provisions for the care of the unfortunates, including the blind. The fact remains, however, that only by united effort and general recognition of the mutual dependence of the normal and the handicapped, will the problems of the handicapped be effectively met.

The CCC Selection Program in Colorado

Administrative Organization

The State Department of Public Welfare was designated by the Department of Labor as the State Selecting Agency for CCC enrollees. Earl M. Kouns, Director of the State Department, is the Director of CCC selection in Colorado. The State Supervisor of Selection is Miss Genevieve Affolter who is responsible for the general executive and administrative details of selection. The Directors of the County Departments of Public Welfare are the local directors of CCC selection. The District Supervisors of the Division of Public Assistance cooperate with the supervisor of selection in interpreting policies and procedures to the local directors.

CCC Eligibility Requirements

The CCC Program aims to serve young men, between the ages of 17-23, inclusive, who are unemployed and in need of employment. They must be citizens and unmarried. Individual need, interest in the work, and ability to profit by the advantages and opportunities offered, are prime considerations affecting selection.

Purpose of the Program

Conservation of human and natural resources is the heart of the program. The work accomplished by the Corps is materially contributing to the restoration, preservation, and increase of the nation's resources. The camp regime and the work program are designed to develop the boys physically and mentally. The work-experience and the satisfaction gained by them through active participation in this vast program is of inestimable value to them and to the nation.

Aim and Functions of the State Department

The State Department is organized as a service unit with the aim that the State of Colorado and its unemployed young men may derive the maximum benefit from the Civilian Conservation Corps Program.

Selecting young men for the Civilian Conservation Corps is the primary function of the State Department. The first step is the interpretation of the policies and procedures received from the Department of Labor. Instructions, following the national outline, are directed to the County Departments of Public Welfare, whose work of application-taking and selection is supervised by the State Department. As a part of its selection duties, the state office maintains a Central Individual Record File which contains a

record of each youth who has been selected for CCC in Colorado since the inception of the program. The key to the records is a Master Alphabetical Index Card File. Incorporated into the files are communications regarding prospective applicants. Timely and accurate records are a necessary part of a service organization.

Study and analysis of statistical data pertaining to the young men selected for the Corps provide information vital to the state office in evaluating the selection activities of the County Departments.

The second important function is the enrollment of youths who have been selected for CCC service. In order to maintain the man-strength of the Corps, quarterly enrollments are accomplished. The first twenty days of the first month of the quarter constitute the enrollment period. The County Departments send to the state office monthly reports on the number of pending CCC applications. On the basis of these reports, the supervisor reports to the Department of Labor the number of youths available for a coming enrollment. Two weeks prior to the opening of the enrollment period, the Department of Labor notifies the State of the number of youths that may be enrolled. This requisition is divided into District allocations based on the relief load, population, and pending CCC applications in the District. The District supervisors make the county breakdowns with the cooperation of the supervisor. The supervisor and the District Army enrollment official arrange the enrollment schedule—fixing dates and places for enrollment. The CCC camps are utilized for enrolling the new recruits. The supervisor controls the enrollment in order to insure the completion of the requisition. In the event there is a deficiency at one station, the District Army enrollment officer is notified by the supervisor to authorize the enrollment of additional youths at a station with a surplus. Unless unusual conditions exist, the enrollment is accomplished within five days.

Enrollment does not terminate the interest and responsibility of the State Department for the enrollees. Subsequent to enrollment, many enrollees request allotment changes. These changes can be effected only upon the approval of the supervisor acting for the Director of Selection. Final approvals are based on the recommendations of the County Departments.

Another function of the State Department is the clearance service for other states. If John Doe ap-

plies for CCC selection in California and desires to have his allotment sent to his mother, Mrs. Ray Doe, who resides in Colorado, the California agent asks the Colorado supervisor to determine the eligibility and need of Mrs. Ray Doe for a CCC allotment. In addition to this information regarding the proposed allottee, the age of John is verified, a statement is made regarding his legal residence, possible previous service in the CCC in Colorado is checked, and other pertinent information is forwarded to California. All states participate in this clearance service.

Cooperation with the District Army CCC officials and the commanding officers of the camps is essential for a smooth operation of the program. Successful realization of the program has been achieved through a mutual understanding of the many problems involved.

The State Department is a general information and referral bureau for CCC matters.

Recent Problems

During the last quarter a system was inaugurated in order to meet the problem of enrollees who desert the camps and thereby receive administrative discharges. An administrative or a dishonorable discharge disqualifies a youth from further service in the CCC. It disqualifies him for Army, Navy, and Marine service. His application will not be accepted for U. S. Civil Service, and many of the technical agencies will not employ him. Through the new system, the County Departments are informed of en-

rollees who are AWOL (absent without official leave). Within the seven days allowed for unofficial leave, the County Directors interview the deserters and explain the disadvantages of administrative discharges. In many instances, enrollees have returned to camp to complete their terms of service because of the interest shown and the encouragement given by the County Directors.

January Enrollment

In January, 1938, 105 selectees were sent forward for enrollment. One hundred were accepted and enrolled in the Corps. Due to the limited requisition of 100, 989 applicants could not be sent forward for enrollment.

Discharge Tabulations for the Quarter

Type and Reason for Discharge	January	February	March	Total
Honorable Discharges:				
Employment	20	21	17	58
Urgent proper call home.....	13	11	27	51
To return to school.....	3	0	0	3
Other	52	3	1	56
Administrative Discharges:				
Desertion	40	19	14	73
Unwilling to abide by rules and regulations	1	1	1	3
Continued and serious misconduct	2	3	0	5
Physical disability due to own misconduct	3	1	1	5
Other	2	3	3	8
Dishonorable Discharges:				
Theft	1	0	0	1
Refusal to work.....	2	1	0	3
Other	2	3	2	7
Total	141	66	66	273

Jefferson County Dep't. of Public Welfare Has New Home

At the time of the organization of the Colorado County Departments of Public Welfare, on April 1, 1936, many of the county boards found it difficult to secure sufficient space for the efficient administration of the public welfare program. Previously, the WPA and other governmental offices had been allotted space in the courthouses and even in rented quarters in order to carry on their functions. Thus, it was often a serious problem for the county boards to secure space required by Public Welfare Departments.

In many counties, Welfare Departments were forced to occupy makeshift headquarters. Very often, it was impossible to have private interviewing rooms for the clients. Many times, it was necessary to house the whole department in one large room with workers, bookkeepers, and clients all mingling together. Workers dictated in the presence of relief clients; and applicants were forced to give required information in the presence of other people, many of whom also were requesting assistance. This was

usually done over the noise of typewriters, conversations, and dictation in other parts of the room.

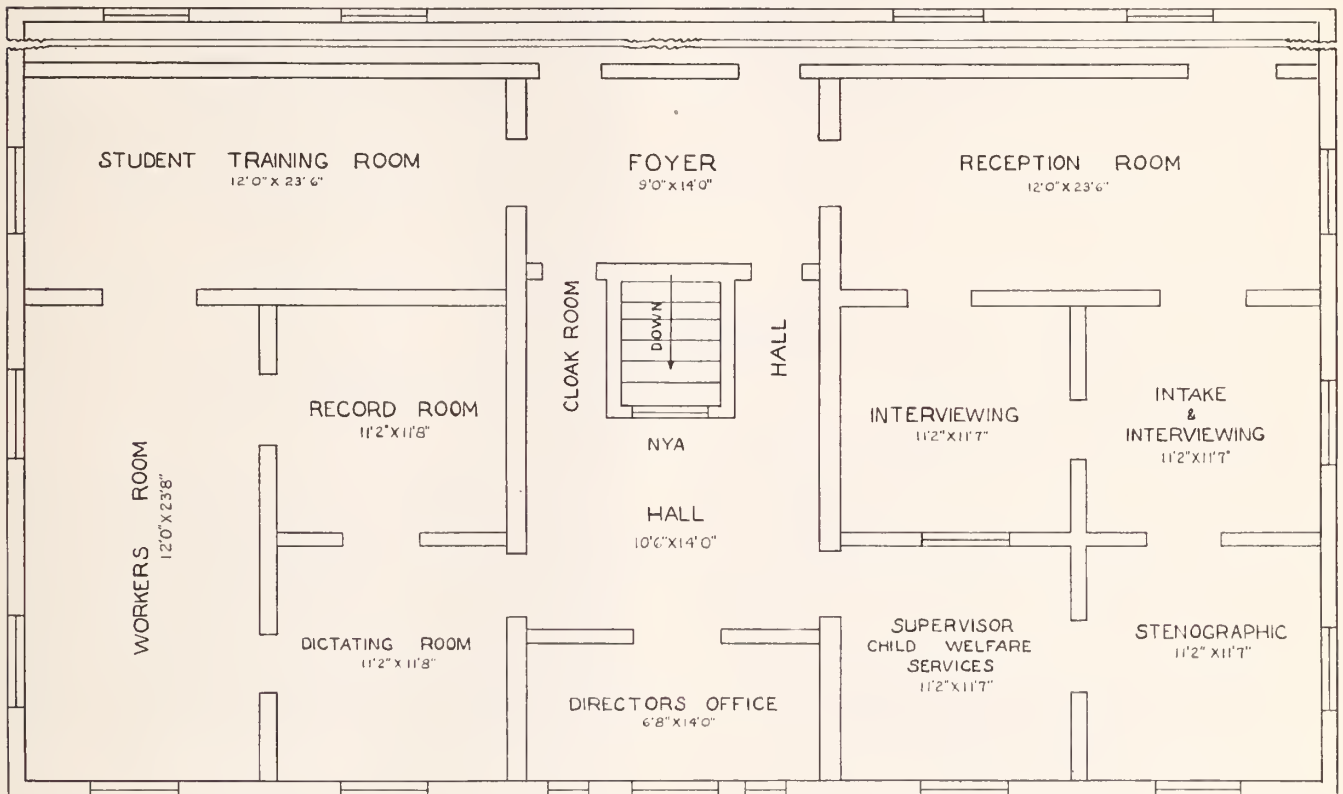
The quarters of the Jefferson County Department of Public Welfare, while not as bad as some, left much to be desired. There were some partitions, but the quarters were crowded and interfered with the desired efficiency of the department. There were a director, four workers, two stenographers, and a bookkeeper on the staff.

Recently, the Jefferson County Board of Public Welfare bought a two-story schoolhouse in Golden which was no longer needed by the school district. It is a large building which had four class rooms on the first floor, and two class rooms and an auditorium 63' x 35' on the second floor. This building was completely renovated and was designed to house some of the other government offices in addition to the County Department of Public Welfare. On the first floor, one room, approximately 24' x 12', was designated for the use of the WPA sewing project; another room across the hall, for Surplus Commodi-

ties Division; and another, for the Colorado State Employment Service. On the second floor, the large auditorium was planned for the use of adult education and recreation. The two front rooms, together with the hallway, were assigned to the Department of Public Welfare. The County Board, composed of

is used by the workers when interviewing applicants and recipients. Directly back of the intake and interviewing rooms is the stenographic room, with two large windows. The next room is the office of the training supervisor for students of the University of Denver School of Social Work. The Director's office

FLOOR PLAN



W. G. Duvall, James G. Biggins, Jr., and George J. Devinnny, and Director Ervin M. Molholm, spent a great deal of time studying the available space before making definite plans for the partitions. After many conferences with local citizens and the State Department of Public Welfare, the accompanying floor plan for the county department was adopted.

Double compo board, placed on both sides of 2 x 4s, was used in constructing the partitions. The walls were painted an attractive light green. Indirect lighting was installed in all rooms. The light is of sufficient intensity to permit members of the staff to work with ease at their desks on dark days. Windows in the building are large and good ventilation is possible at all times.

The reception room, with a direct entrance from the hall, is 23' 6" x 12'. This well-ventilated room, which has ample seating capacity, is of adequate size to accommodate the average daily intake of Jefferson County. Adjoining the reception room are two private interviewing rooms. One is used exclusively by the intake worker and applicants; the other

is situated at the end of the central hall. Privacy is afforded him at all times. There is a room used exclusively by the workers while they are giving dictation. Mr. Molholm has arranged dictation periods in such a manner that only one worker occupies this room at a time. The record room is sufficiently large for all supplies and case files. It has enough space for future needs. The workers' room, with three large windows, is 23' x 12'. In this room, workers are permitted to perform office routine without any intrusion. The University of Denver students, who are being taught in this training center, have a room 23' x 12', in which they are assured privacy in their work.

The Jefferson County Board of Public Welfare has shown excellent judgment, inasmuch as there is sufficient room for growth, when needed, without entailing additional expense for moving or for replanning. This well-planned office will efficiently care for public welfare needs in Jefferson County for many years. The County Board of Public Welfare and Mr. Molholm, the Director, are to be congratulated on this constructive development.

Book Reviews

Trends in Relief Expenditures 1910-1935. By Anne E. Geddes. Research Monograph X, Division of Social Research, Works Progress Administration, U. S. Government Printing Office, 1937, 109 pp.

This unusual study is divided in two sections. Part I deals with outdoor relief from 1910 through 1935; Part II deals with public outdoor relief and wage assistance, 1933 through 1935. The first part of the book contains information that social workers and other interested persons have oftentimes desired.

The study was based on data gathered in 16 cities, widely distributed geographically, and with a combined population, according to the 1930 census, of 21,500,000. This represents 17.5 percent of the total population and 31 percent of the urban population of the United States. It is shown that aggregate payments in the 16 cities amounted, in 1911, to \$1,559,000.00; in 1929, to \$18,989,000.00; and in 1931, to \$64,142,000.00; payments per inhabitant

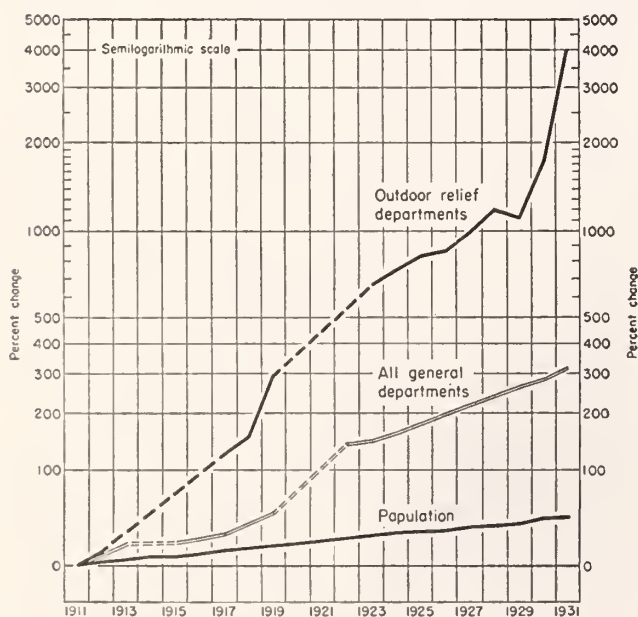
in these three years were \$0.10, \$0.90, and \$2.94 respectively. The study shows that relief expenditures register new peaks in business depressions and yet, with business recovery, they do not have a tendency to recede to former levels.

Fig. 1 indicates the rate of increase in outdoor relief expenditures in these sixteen cities compared with the rate of increase in population. Relief payments, during the period 1911-1931, increased out of all proportion to population growth. It is interesting to note that the rate of increase in outdoor relief expenditures in 1918 and 1919 is comparable to the rate of increase in 1930 and 1931. In addition, Fig. 1 makes significant the fact, that with one exception, there is a continuous increment in relief expenditures.

Part II of this study is an excellent presentation of the philosophies and history of assistance programs in which the United States government participated during the period 1933-1935. The study is comprehensive and informative. Persons interested in the history of relief expenditures in the United States should, by all means, have this book in their possession. It is one to which they will refer many times.

C. W. J.

FIG. 1- TRENDS OF POPULATION AND OF GOVERNMENTAL-COST PAYMENTS FOR OPERATION AND MAINTENANCE OF OUTDOOR RELIEF DEPARTMENTS AND OF ALL GENERAL DEPARTMENTS
16 Cities, 1911-1931



Note: Broken lines indicate data not available or not available in comparable form for these years.
Source: U. S. Department of Commerce, Bureau of the Census, annual reports, *Financial Statistics of Cities Having a Population of Over 100,000, 1911-1931*.

The Public Assistance Worker: Edited by Russell H. Kurtz. 224 pp., 1938. Russell Sage Foundation, \$1.00.

This book has been prepared at a most opportune time. The book is a presentation of the development of public assistance programs in the United States and an account of the problems involved in the current programs in relation to the worker doing the job. To the workers, it should be invaluable. Persons identified with welfare programs and others who are interested in these activities will finish the book with a broader understanding of the underlying philosophies of constructive social welfare.

The book consists of six chapters, each of which has been excellently prepared. First, there is a brief history of the development of the philosophies

which led up to the present public assistance program. There follows a discussion of the difficulties to be surmounted and a presentation of both sides of the present controversies in the field of public assistance.

Another interesting chapter briefly outlines the procedures which workers should adopt in dealing with applicants and recipients. A clear statement is given of the problems which involve health and medical care with which the worker is continually confronted. There is an outstanding chapter on the worker's relationship to the community. In the last chapter, Mr. Kurtz relates the entire program of public assistance to the profession of social work.

Any person who conscientiously reads this book will be convinced that the allotment of large case loads to untrained workers is a wasteful policy and that the goal of any public assistance program must be the eventual rehabilitation of the families receiving aid. This goal can be reached only when welfare departments are staffed with adequate, trained personnel.

While this book seems to be written primarily for the untrained worker, all persons interested in effective administration of public assistance will find it invaluable.

C. W. J.

Yuma County

YUMA VOLUNTEER FIRE DEPARTMENT COOPERATES WITH COUNTY DEPARTMENT

Shortly after the organization of the Yuma County Department of Public Welfare, Mrs. Maude Smith, Director, realized there was insufficient money to meet all the needs of children in marginal families and in families on assistance rolls. Every possible cent of the limited funds which the County Department had at its disposal was given for the purpose of assuring children adequate food. The County Nurse, at various times, brought the Director's attention to the school children in need of glasses. From time to time, the school authorities informed her of the need of shoes for children. When these were "musts", Mrs. Smith was usually able to meet the required cost. Very often, however, the "shoulds" were necessarily passed by because of lack of funds.

As the Christmas season approached last year, many private organizations in Yuma County began planning to bring Christmas cheer to those less fortunate than themselves. Among these was the Yuma Volunteer Fire Department, which had, for many years, collected money within its membership for Christmas baskets for the needy. The Volunteer Fire Department thought it advisable to ask the County Department of Public Welfare for names of needy persons to whom they should give Christmas baskets. The men felt that the Welfare Department was better qualified than others to select the most needy families. It is gratifying to realize that private agencies who wish to give to needy people are,

more and more, clearing through the County Department of Public Welfare, so as to prevent duplications and waste of funds.

Mr. Buchanan, a worker on the staff of the County Department, after conferring with Mrs. Smith, suggested that since the food requirements were being adequately met, the need for glasses and shoes for school children was probably greater. Mr. Buchanan was requested to talk to the firemen at their next regular meeting. He explained that the people of Yuma County were, for the most part, receiving adequate food, but owing to the lack of welfare funds, the expenditure of money for glasses and shoes was impossible except in the most urgent cases.

The Yuma Fire Department unanimously voted to use the \$40.00, which they had collected from their members, and the additional \$30.00 secured through an appeal in the newspapers, for the purpose of furnishing these necessities. Dr. Flaten, the physician for this organization, offered to make examinations and to secure glasses at cost.

The County Department and the County Nurse submitted the names of the children to the Fire Department, and it was able to care for all cases existing at the time. The Yuma Volunteer Fire Department has resolved to offer its aid for some worthy project at the next Christmas season.

This is an excellent example of cooperation between a public agency and a private organization which resulted in meeting needs effectively when county funds were inadequate.

Division of Tuberculosis

During the months of January, February and March, 1938, there were 51 Tuberculosis Assistance applicants from 17 counties who were admitted for hospitalization. During this period, 96 Tuberculosis Assistance patients from 25 counties received hospitalization. These 96 patients represented 6,086 patient days, at a total cost of \$14,824.74. The respective counties have been or will be reimbursed by the State Department for one-half of this amount. Ten sanatoria throughout the State of Colorado were used; 2 patients were transferred to out-patient department; 7 patients were discharged as apparently arrested cases; 2 of the 3 patients who left the hospital did so against advice; and 4 patients died.

Classification of Cases Approved During This Period

"Far Advanced Stage"	40
(Of this number, 12 are receiving pneumothorax; 1, thoracoplasty.)	
"Moderately Advanced Stage"	3
"Early Stage"	7
"No Clinical"	1

It is an accepted fact today that every new case of tuberculosis develops from repeated contact with an active case of pulmonary tuberculosis. Repeated

contact occurs where there are several members of a family living in crowded, unsanitary quarters, and one or more members of the family are sick with tuberculosis.

To prevent the spread of tuberculosis, it is imperative that healthy people are not allowed to have continued contact with those who are ill.

The very best method in preventing the development of new cases of tuberculosis is to place those disabled by the disease in sanatoria where they can be properly treated. The chances to arrest tuberculosis are very good if the cases are placed in sanatoria during the early stage of the disease; the chances for effecting a cure grow less as the disease progresses. Therefore, early diagnosis and hospitalization are necessary for the cure of tuberculosis.

Hospitalization for moderate and far advanced cases is not only the best method to prevent the spread of tuberculosis, but experience has shown that many of these cases can be arrested if given treatment for a sufficient period of time.

If all cases of tuberculosis having positive sputum could be kept hospitalized, it would be possible to prevent the spread of the disease so that new cases would reach the point of an irreducible minimum.



Colorado State Capitol
Denver, Colorado

RECEIVED

JUL 24 1995

STATE PUBLICATIONS
Colorado State Library