


Colorado Probation Fact Sheet



Fiscal Year 2013

Colorado Probation is an important component of the criminal justice system. It provides the court and the community with an alternative to incarceration for adults and juveniles who commit crimes.



3 out of 4 (75%)

Probationers successfully complete probation (includes regular, private and intensive supervision)



\$8 million

in fees and surcharges were collected and used to assist probationers with court ordered treatment and services



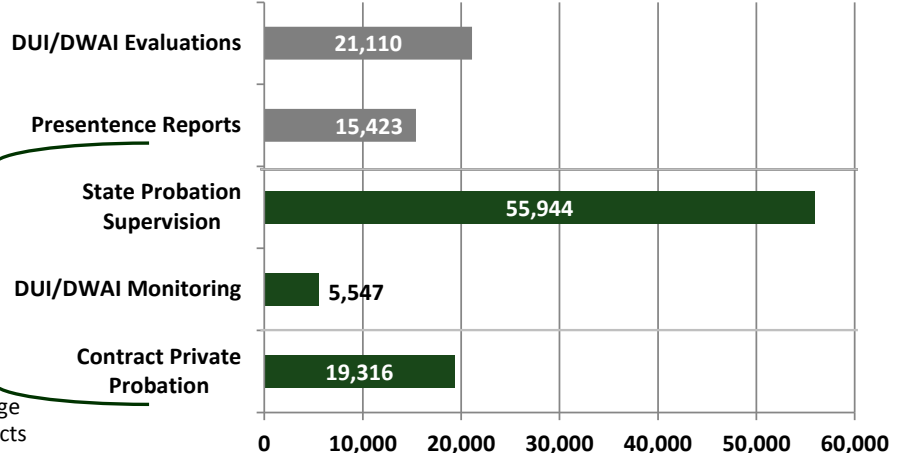
\$26.3 million

in restitution was collected and distributed to victims. An additional \$29.6 million was collected for victim assistance and compensation.

Active Population
80,807

Probation staff are state employees and work under the administrative authority of the Judicial District's Chief Judge and Chief Probation Officer in each of the 22 judicial districts

Completed Reports & Active Population



75 hour academy +40 hours annually

Probation officers must hold a Bachelor's degree and complete the academy and annual training

17,464

17,464 victims of crime were notified by probation staff of their rights as designated in the Victim Rights Amendment enacted in 1993

16%

16% of victims exercised their right to receive notification of critical probation events under the Victim Rights Amendment

Division of Probation Services (DPS), which operates within the State Court Administrator's Office (SCAO), works with probation departments to employ assessments and case management strategies in accordance with policy. DPS develops and publishes guidelines and standards for regular probation and all intensive programs. Within the limits of statute and these state standards, each district may develop and structure programs that address the needs of the local court and community.

Dollars and Sense of Probation

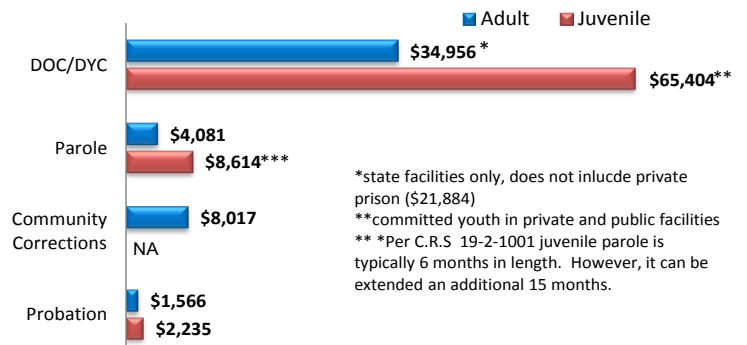


Probation provides an opportunity for an offender to remain in the community with supervision and specific conditions. Many probationers support themselves and their families, pay taxes and restitution and have access to a greater variety of treatment, education and training options than those offenders who are incarcerated.

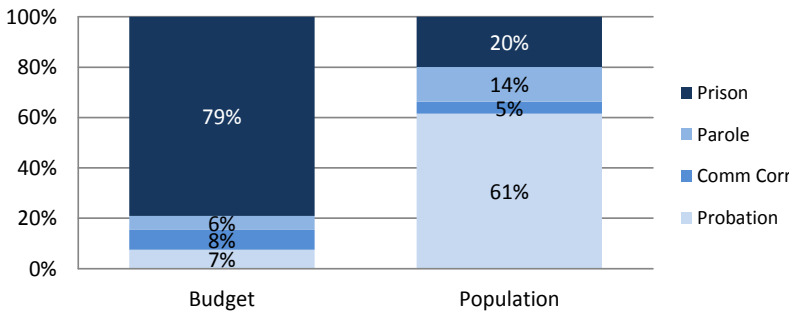
▶ The cost of corrections is directly related to the level of containment of each sentencing option

▶ As Probation is community based and the least restrictive, it is also the least expensive option

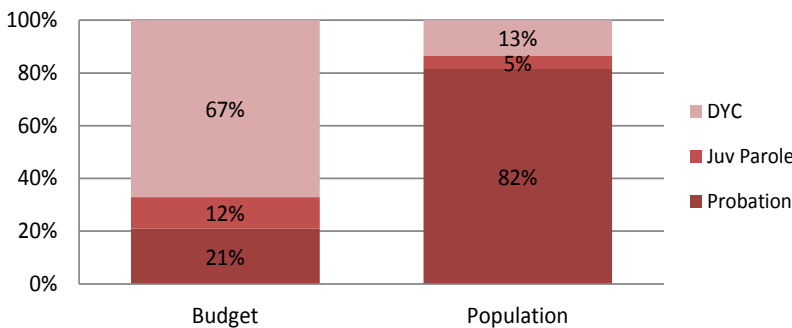
Annual Cost of Sentencing Options Per Offender FY2013



Adult Corrections Population Compared to General Fund Allocation for FY2013



Juvenile Corrections Population Compared to General Fund Allocation for FY2013



PROBATION IS A COST EFFECTIVE UTILIZATION OF TAXPAYER DOLLARS.

Each of the correctional agencies receives funding as determined by the Legislature. General fund budget appropriations are distributed as shown in these charts (other dollars may be available through grants, cash funds, etc.). Correctional agencies also receive funding for treatment and other services for offenders, either in place of incarceration, during incarceration or to prepare for and assist in re-entry after incarceration.

Data Sources: Budgets: FY2013 Long Bill, general fund only. Populations: Judicial Annual Statistical Report 2013 (active caseload), Division of Criminal Justice: Colorado Correctional Populations Detail Report (6/30/2013) (Department of Corrections/Parole/Community Corrections) and the Research and Evaluation Unit, Division of Youth Corrections, Monthly Population Report (June 2013).

Office of the State Court Administrator, Division of Probation Services. 720-625-5761 www.courts.state.co.us. Eric Philp, director
 For Questions contact kelli.hufford@judicial.state.co.us