
*Colorado Judicial Branch
Annual Statistical Report*



Fiscal Year 2019

Colorado Supreme Court

Nathan B. Coats
Chief Justice

I am pleased to present the Judicial Department's annual statistical report, providing data on probation programs and the numbers and types of cases filed and resolved in Colorado's courts during the fiscal year that ended June 30, 2019. The information in the report presents an overview of our efforts to expand access to justice, improve management of probationers, and ensure all disputes filed in the state's courts get the attention they deserve.

I have completed my first year as chief justice, and as a result I'm now more acutely aware of the challenges faced by judges and litigants in courtrooms around the state. As we have known for some time, litigants are increasingly appearing in court without the representation of a lawyer. In cases involving unrepresented litigants, judges are spending more time explaining basic legal and court processes. We are also seeing an increasing number of represented and unrepresented litigants whose primary language is not English. We have to adapt to this reality, which is showing no sign of slowing, and ensure that litigants, whether represented or unrepresented, are afforded robust access to their courts and to resolution of their legal issues.

To that end, the Judicial Department worked with the General Assembly to increase the number of judges in the state to handle an increasing caseload and afford judges more time to address the specific needs of the parties in each case. This past year, the Department hired a permanent access to justice coordinator who works with the courts, attorneys, and communities to expand services to unrepresented litigants, simplify court forms, and to provide more avenues for individuals to get help with their legal problems. The Department is working to provide a more robust language access program so that all Coloradans have the same ability to access our services, the courts, and ultimately, justice. This year, the Department for the first time implemented pro-se e-filing in two counties, allowing unrepresented parties in domestic cases the ability to view their cases online and file documents electronically. This pilot program has been successful, and the Department is working to expand pro-se e-filing to more judicial districts and to more case types.

The Department's mission is to provide fair and efficient justice. That mission, however, can only succeed with robust programs, services, and in-person help available to anyone entering a Colorado courthouse. The Department is proud of the progress it has made, but it is also mindful of the continued effort required to provide meaningful access to justice. I am immensely proud of this Department and the work we do.

Table of Contents

Forward	i
Colorado Judicial Districts Map.....	ii
Organizational Chart	iii

I. Supreme Court

List of Supreme Court Justices	1
Narrative	2
Table 1: Supreme Court Caseload, Fiscal Years 1979 to 2019	3
Table 2: Distribution of Case Filings in the Supreme Court Fiscal Years 1993 to 2019	4
Table 3: Distribution by Type of Case Filed in the Supreme Court, Fiscal Years 2010 to 2019.....	5
Table 4: Distribution of Case Terminations, Fiscal Years 1994 to 2019.....	6
Table 5: Supreme Court Written Opinions, Fiscal Years 2007 to 2019.....	7
Table 6: Distribution of Supreme Court Cases at Issue, End of Fiscal Year 2019	8
Table 7: Distribution of Supreme Court Cases Not at Issue, End of Fiscal Year 2019	8

II. Court of Appeals

List of Court of Appeals Judges	9
Narrative	10
Table 8: Colorado Court of Appeals New Filings by Case Type Fiscal Year 2019.....	11
Chart A: Colorado Court of Appeals New Filings by Case Type Fiscal Year 2019	11
Table 9: Colorado Court of Appeals Dispositions Fiscal Year 2019	12
Chart B: Colorado Court of Appeals Dispositions Fiscal Year 2019	12
Table 10: Colorado Court of Appeals Pending Table Fiscal Year 2019	13
Chart C: Colorado Court of Appeals Year to Date Filings Fiscal Year 2019	13
Table 11: Colorado Court of Appeals New Filings-Dispositions Fiscal Year 2019.....	14
Chart D: Colorado Court of Appeals New Filings and Dispositions by Month	14
Chart E: Colorado Court of Appeals Pending and Prior 12 Month Filings	14

Table of Contents

III. District Court

List of District Court Judges	15
Narrative	16
Chart 1 and 2: District Court Case Filings: Proportion of Cases by Class, Ten Year Comparison FY 2010 and FY 2019	17
Table 12: District Court Filings, Terminations and Percent Change for FY 2018 and FY 2019.....	18
Table 12 Chart: New Case Filings by Case Class FY 2018 Versus FY 2019	19
Table 13: District Court Caseload FY 2010 to FY 2019.....	20
Table 13 Chart: District Court New Cases Filed FY 2010 through FY 2019.....	21
Table 14: District Court New Filings, Terminations and Percent Change by Judicial District FY 2018 and FY 2019.....	22
Table 14 Chart: District Court New Case Filings by Judicial District Comparison FY 2018 and FY 2019 ..	23
Table 15: District Court Filings and Terminations.....	24-25
Table 16: Number of Court and Jury Trials Held in District Court.....	26-27
Table 16 Chart: Number of Court and Jury Trials Held in District Court Comparison FY2018 and FY2019	28
Table 17: District Court Civil Filings by Case Type FY 2019.....	29-38
Table 18: District Court Criminal Filings by Case Type FY 2019	39-44
Table 19: DUI-Felony Filings by District FY 2016 to FY 2019.....	45
Table 19 Chart: DUI-Felony Filings by District FY 2016 through 2019	46
Table 20: District Court Domestic Relations Filings by Case Type FY 2019.....	47-48
Table 21: District Court Juvenile Filings by Case Type FY 2019.....	49-52
Table 22: District Court Juvenile Delinquency Filings by Case Type FY 2019	53-60
Table 23: District Court Mental Health Filings by Case Type FY 2019	61-62
Table 24: District Court Probate Filings by Case Type FY 2019	63-68

Table of Contents

IV. County Court

List of County Court Judges	69
Narrative	70
Chart 3 and 4: County Court Filings- Proportion of Cases by Class, Ten Year Comparison FY 2010 and FY 2019	71
Table 25: County Court Filings, Terminations and Percent Change for FY 2018 and FY 2019	72
Table 25 Chart: Fiscal Year 2018 Versus Fiscal Year 2019	73
Table 26: County Court Caseload FY 2010 to FY 2019.....	74
Table 26 Chart: County Court New Case Filings FY 2010 through FY 2019	75
Table 27: County Court Filings, Terminations and Percent Change by Judicial District.....	76
Table 27 Chart: County Court New Case Filings by Judicial District Comparison FY 2018 and FY 2019 ..	77
Table 28: County Court Filings and Terminations by Case Class FY 2019	78-79
Table 29: Court and Jury Trials for County Court FY 2019.....	80-81
Table 29 Chart: Number of Court and Jury Trials Held in County Court FY 2019	82
Table 30: County Court DUI/DWAI Filings by District FY 2010 to FY 2019.....	83
Table 30 Chart: DUI/DWAI New Filings FY 2010 to FY 2019	84
Table 31: County Court Civil Filings by Case Type FY 2019.....	85-86
Table 32: County Court Misdemeanor Filings by Case Type FY 2019	87-94
Table 33: County Court Small Claims Filings by Case Type FY 2019	95-96
Table 34: County Court Traffic Filings by Case Type FY 2019	97-98

V. Water Court

List of Water Court Judges.....	99
Narrative	100
Table 35: Filings, Claims and Percent Change by Water Division for FY 2018 and FY 2019	101

Table of Contents

VI. Office of Dispute Resolution

Narrative	102
Table 36: ADR Services Provided by Case Type and Disposition Percentage, Fiscal Year 2019	103
Table 37: ADR Services Provided by District and Case Type, Fiscal Year 2019.....	104
Table 38: Mediation Services Provided by District and Case Type, Fiscal Year 2019	105

VII. Financial Information

Budget/Financial Narrative	106
Chart F: Fiscal Year 2019 Statewide Total Appropriations:	107
Chart G: Fiscal Year 2019 Judicial Appropriation.....	107
Chart H and Chart I: Fiscal Year 2019 Judicial Appropriation Major Program	108
Collections Narrative	109
Table 39: Collections and Revenue	110
Chart J: Restitutions Collections.....	111
Chart K: Restitution Assessments and Totals.....	112-119

VIII. Colorado Probation

List of Chief Probation Officers	120
Probation Overview	121
Chart 5: Probation Active Population on June 30th Ten Year Comparison	121
Table 40: Grand Totals –Adult Regular, Private, Juvenile Regular, Intensive Programs, Monitoring and Investigations for Fiscal Year 2018 and Fiscal Year 2019	122
Chart 6: Probation Active Population on June 30 th FY 2018 Compared to FY 2019.....	123
Table 41: Colorado Adult Probation State Regular and Private Combined Successful/Unsuccessful Terminations Fiscal Year 2019	124
Adult State Regular Probation	
Adult State Regular Probation Narrative	125
Chart 7: New Adult Regular Probationers by Gender Ten Year Comparison.....	126

Table of Contents

Chart 8: New Adult Regular Probationers by Offense Type Ten Year Comparison	126
Chart 9: New Adult Regular Probationers by Age Ten Year Comparison	127
Chart 10: New Adult Regular Probationers by Ethnicity Ten Year Comparison	127
Table 42: Adult Regular Probation Investigations: Fiscal Year 2019	128
Table 43: Adult Regular Probation: Fiscal Year 2019 New Clients by Offense Type	129
Table 44: Adult Regular Probation: Fiscal Year 2019 New Clients by Court of Origin	130
Table 45: Adult Regular Probation: Fiscal Year 2019 New Clients by Supervision Type	131
Table 46: Adult Regular Probation: Fiscal Year 2019 New Clients by Gender	132
Table 47: Adult Regular Probation: Fiscal Year 2019 New Clients by Age	133
Table 48: Adult Regular Probation: Fiscal Year 2019 New Clients by Ethnic Group	134
Table 49: Adult Regular Probation: Fiscal Year 2019 Successful/Unsuccessful Terminations	135
Table 50: Adult Regular Probation: Fiscal Year 2019 All Probation Supervision Closure Types	136
Table 51: Adult Regular Probation: Fiscal Year 2019 Type of Revocation	137
Table 52: Adult Regular Probation: Fiscal Year 2019 Length of Stay	138
Table 53: Adult Regular Probation: Fiscal Year 2019 State Adult Regular and Private Probation Active Clients on June 30, 2019	139
Table 54: Adult Regular Probation: Fiscal Year 2019 Active Clients Risk Levels on June 30, 2019	140
Table 55: Adult Regular Probation: Fiscal Year 2019 Regular Adult, Domestic Violence and Sex Offender Client Risk Levels on June 30, 2019	141
Table 56: Adult Regular Probation: Fiscal Year 2019 Problem Solving Court, Mental Health and Economic Crime Active Client Risk Levels on June 30, 2019	142

Private Probation

Private Probation Narrative.....	143
Table 57: Private Probation: Fiscal Year 2019 New Clients by Supervision Type	144
Table 58: Private Probation: Fiscal Year 2019 New Clients by Gender	145
Table 59: Private Probation: Fiscal Year 2019 New Clients by Age.....	146
Table 60: Private Probation: Fiscal Year 2019 New Clients by Ethnic Group.....	147
Table 61: Private Probation: Fiscal Year 2019 Successful/Unsuccessful Terminations	148
Table 62: Private Probation: Fiscal Year 2019 All Closure Types	149
Table 63: Private Probation: Fiscal Year 2019 Type of Revocation	150
Table 64: Private Probation: Fiscal Year 2019 Length of Stay	151

Table of Contents

Table 65: Private Probation: Fiscal Year 2019 Active Clients on June 30, 2019	152
--	------------

Juvenile Regular Probation

Juvenile Regular Probation Narrative	153
Chart 11: Juvenile Regular Probationers by Gender Ten Year Comparison	154
Chart 12: Juvenile Regular Probationers by Offense Type Ten Year Comparison	154
Chart 13: Juvenile Regular Probationers by Age Ten Year Comparison	155
Chart 14: Juvenile Regular Probationers by Ethnicity Ten Year Comparison	155
Table 66: Juvenile Regular Probation: Fiscal Year 2019 Investigations	156
Table 67: Juvenile Regular Probation: Fiscal Year 2019 New Clients by Offense Type	157
Table 68: Juvenile Regular Probation: Fiscal Year 2019 New Clients by Supervision Type	158
Table 69: Juvenile Regular Probation: Fiscal Year 2019 New Clients by Gender	159
Table 70: Juvenile Regular Probation: Fiscal Year 2019 New Clients by Age	160
Table 71: Juvenile Regular Probation: Fiscal Year 2019 New Clients by Ethnic Group	161
Table 72: Juvenile Regular Probation: Fiscal Year 2019 Successful/Unsuccessful Terminations	162
Table 73: Juvenile Regular Probation: Fiscal Year 2019 All Probation Supervision Closure Types	163
Table 74: Juvenile Regular Probation: Fiscal Year 2019 Type of Revocation	164
Table 75: Juvenile Regular Probation: Fiscal Year 2019 Length of Stay	165
Table 76: Juvenile Regular Probation: Fiscal Year 2019 Active Client Risk Levels on June 30, 2019	166
Table 77: Juvenile Regular Probation: Fiscal Year 2019 Active Juvenile Regular and Juveniles Who Have Committed Sexual Offenses Client Risk Levels, on June 30, 2019	167
Table 78: Juvenile Regular Probation: Fiscal Year 2019 Active Problem-Solving Court and Mental Disorder Client Risk Levels on June 30, 2019	168

Intensive Probation Programs:

Intensive Probation Programs Narrative	169
Chart 15: Probation Intensive Program Active Population as of June 30, 2019 Proportion of Probationers by Intensive Program Ten Year Comparison	169

LS-Adult Intensive Supervision Probation (LSIP):

LS-Adult Intensive Supervision (LSIP) Narrative	170
Table 79: LS-Adult Intensive Supervision Probation: Fiscal Year 2019 New Clients by Order Type	171

Table of Contents

Table 80: LS-Adult Intensive Supervision Probation: Fiscal Year 2019 Successful/Unsuccessful

Terminations	172
--------------------	-----

Table 81: LS-Adult Intensive Supervision Probation: Fiscal Year 2019 Discharges	173
--	------------

Table 82: LS-Adult Intensive Supervision Probation: Fiscal Year 2019 Type of Revocation	174
--	------------

CC-Adult Intensive Supervision Probation (CCIP)

CC-Adult Intensive Supervision Probation (CCIP) Narrative.....	175
---	------------

Table 83: CC-Adult Intensive Supervision Probation: Fiscal Year 2019 New Clients by Order Type	176
--	------------

Table 84: CC-Adult Intensive Supervision Probation: Fiscal Year 2019 Successful/Unsuccessful Terminations	177
--	------------

Table 85: CC-Adult Intensive Supervision Probation: Fiscal Year 2019 Discharges	178
--	------------

Table 86: CC-Adult Intensive Supervision Probation: Fiscal Year 2019 Type of Revocation	179
--	------------

Sex Offender Intensive Supervision Probation (SOISP):

Sex Offender Intensive Supervision Narrative	180
---	------------

Table 87: Sex Offender Intensive Supervision: Fiscal Year 2019 New Clients by Order Type	181
---	------------

Table 88: Sex Offender Intensive Supervision: Fiscal Year 2019 Successful/Unsuccessful Terminations	182
--	------------

Table 89: Sex Offender Intensive Supervision: Fiscal Year 2019 Discharges	183
--	------------

Table 90: Sex Offender Intensive Supervision: Fiscal Year 2019 Type of Revocation	184
--	------------

Female Offender Program (FOP):

Female Offender Program Narrative	185
--	------------

Table 91: Female Offender Program: Fiscal Year 2019 New Clients by Order Type	186
--	------------

Table 92: Female Offender Program: Fiscal Year 2019 Successful/Unsuccessful Terminations	187
---	------------

Table 93: Female Offender Program: Fiscal Year 2019 Discharges	188
---	------------

Table 94: Female Offender Program: Fiscal Year 2019 Type of Revocation	189
---	------------

Juvenile Intensive Supervision Probation (JISP):

Juvenile Intensive Supervision Probation Narrative	190
---	------------

Table 95: Juvenile Intensive Supervision: Fiscal Year 2019 New Clients by Order Type	191
---	------------

Table 96: Juvenile Intensive Supervision: Fiscal Year 2019 Successful/Unsuccessful Terminations ...	192
--	------------

Table 97: Juvenile Intensive Supervision: Fiscal Year 2019 Discharges	193
--	------------

Table 98: Juvenile Intensive Supervision: Fiscal Year 2019 Type of Revocation	194
--	------------

Table of Contents

Intensive Programs Summary:

Table 99: Intensive Program Completion Transferred to Regular Probation	195
Table 100: Intensive Program Active Client Summary Fiscal Year 2019 on June 30, 2019	196

Victim Services:

Victim Services Narrative	197
Table 101: Summary of Victim Services Fiscal Year 2014 to Fiscal Year 2019	198
Table 102: Victims Services Notifications for Fiscal Year 2019	199
Table 103: Victim Services Notification of Critical Probation Event for Fiscal Year 2019	200

Alcohol and Drug Driving Safety Programs (ADDs):

Alcohol and Drug Driving Safety Program Narrative	201
Table 104: New State DUI/DWAI Monitored Clients Fiscal Year 2019	202
Table 105: New State DUI/DWAI Monitored Clients by Gender Fiscal Year 2019	203
Table 106: New State DUI/DWAI Monitored Clients by Ethnic Group Fiscal Year 2019.....	204
Table 107: New State DUI/DWAI Monitored Clients by Age Fiscal Year 2019	205
Table 108: State DUI/DWAI Monitored Clients Successful/Unsuccessful Terminations Fiscal Year 2019	206
Table 109: State DUI/DWAI Monitored Clients Closure Types Fiscal Year 2019	207
Table 110: State DUI/DWAI Monitored Clients Type of Revocation Fiscal Year 2019.....	208
Table 111: State DUI/DWAI Monitored Clients Length of Stay Fiscal Year 2019	209
Table 112: Total Active DUI/DWAI Monitored Clients on June 30, 2019 Fiscal Year 2019	210

IX. Glossary of Terms

Probation:	211-213
Supreme Court:	214-215
Trial Courts:	216-240

Foreword

The Colorado Judicial Branch joins the Legislative and Executive branches to form the government of the State of Colorado. The Judicial Branch is charged with two responsibilities: resolving disputes and supervising offenders on probation.

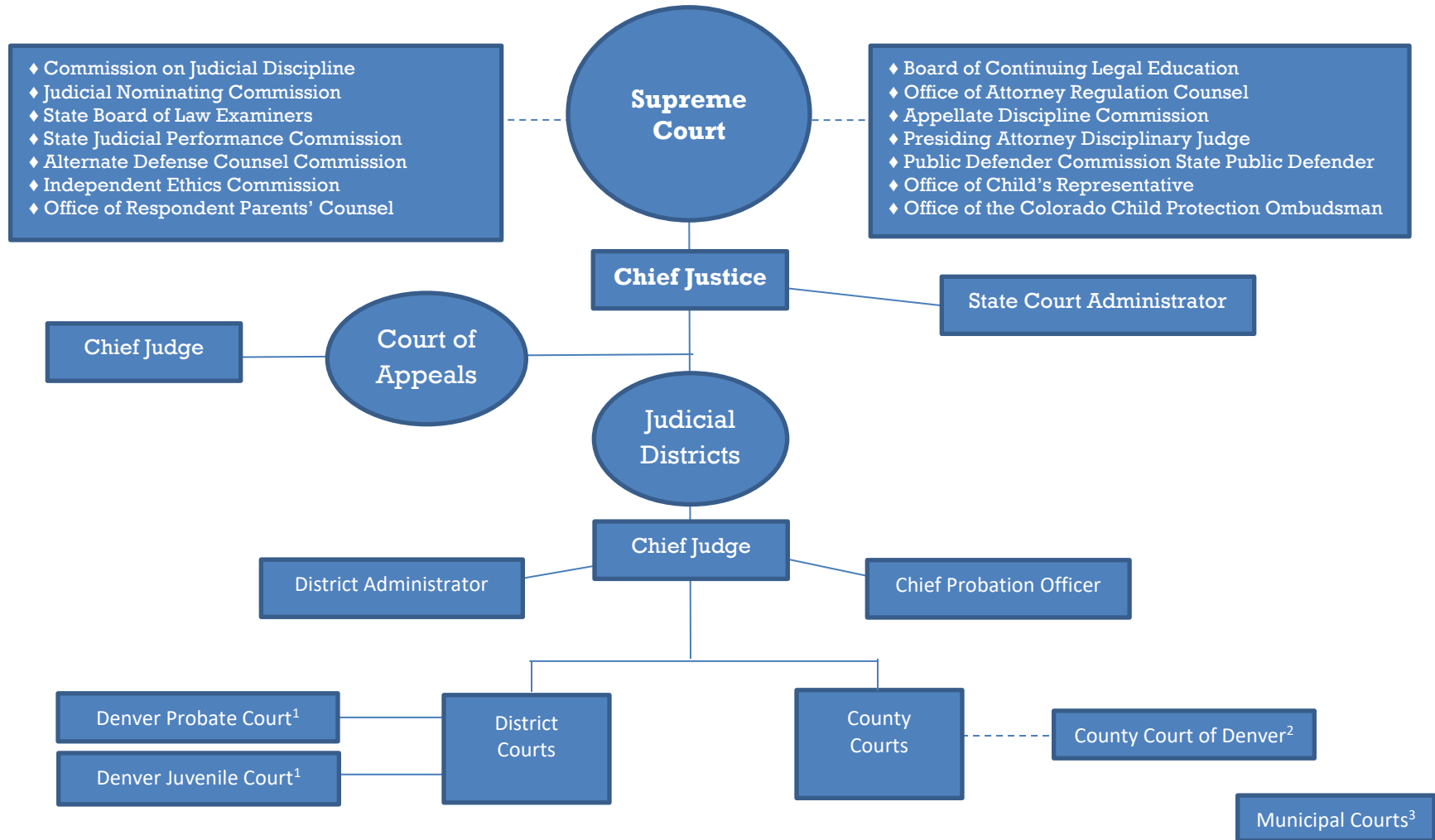
The Colorado Judicial Department Annual Statistical Report for Fiscal Year 2019 provides information about the Colorado state courts. Profiled in this report are caseload statistics for the Colorado Supreme Court, Court of Appeals, District Courts, County Courts, Water Courts, as well as summarized financial information for the Judicial Department.

All references in this report reflect data gathered for Fiscal Year 2019 (July 1, 2018 through June 30, 2019), unless otherwise specified. This report is also available electronically by accessing the Colorado Judicial Department's Web site by clicking the following link [Annual Statistical Report](https://www.courts.state.co.us/Administration/Unit.cfm?Unit=annrep) or entering the following address in your web browser. (<https://www.courts.state.co.us/Administration/Unit.cfm?Unit=annrep>).

If you need additional information regarding this document, please contact the Office of the State Court Administrator, Court Services Division or Division of Probation Services at (720) 625-5000.

Organization Chart of the Judicial Branch

The Colorado court system consists of the Supreme Court, an intermediate Court of Appeals, district courts and county courts. Each county has both a district court and a county court. Special probate and juvenile courts created by the Colorado Constitution exist in the City and County of Denver. Colorado statutes also authorize locally funded municipal courts with jurisdiction limited to municipal ordinance violations.



1. Exclusive to the City and County of Denver. In the rest of the state, the district court is responsible for juvenile and probate matters.

2. The Denver County Court functions as a municipal as well as a county court and is separate from the state courtsystem.

3. Created and maintained by local government but subject to Supreme Court rules and procedures.

Section I: Supreme Court



Supreme Court

Justices and Sworn into Office Dates

Chief Justice Nathan B. Coats

Sworn into office May 25, 2010

Appointed Chief Justice July 1, 2018

Monica M. Márquez

Sworn into Office December 10, 2010

Brian D. Boatright

Sworn into office November 21, 2011

William W. Hood, III

Sworn into office January 13, 2014

Richard L. Gabriel

Sworn into office September 1, 2015

Melissa Hart

Sworn into office December 20, 2017

Carlos A. Samour, Jr.

Sworn into office July 2, 2018

Colorado Supreme Court

The Colorado Supreme Court is the state's court of last resort. Its decisions are binding on all other Colorado state courts.

The Supreme Court is composed of seven justices who serve ten-year terms. The Chief Justice is selected from the membership of the body and serves at the pleasure of the justices. The Chief Justice also serves as the executive head of the Colorado Judicial Branch and is the ex-officio chair of the Supreme Court Nominating Commission. The Chief Justice appoints the Chief Judge of the Court of Appeals and the Chief Judge of each of the state's 22 judicial districts and is vested with the authority to assign judges (active or retired) to perform judicial duties.

Requests to review decisions of the Colorado Court of Appeals constitute a majority of the Supreme Court's filings. The Supreme Court also has direct appellate jurisdiction over cases in which a statute has been held to be unconstitutional, cases involving decisions of the Public Utilities Commission, writs of habeas corpus, cases involving adjudication of water rights, summary proceedings initiated under the Election Code, and prosecutorial appeals concerning search and seizure questions in pending criminal proceedings. All of these appeals are filed directly with the Supreme Court, and, in these cases bypass the Court of Appeals. The Supreme Court also has exclusive jurisdiction to promulgate rules governing practice and procedure in civil and criminal actions.

Colorado's attorneys are licensed and disciplined by the Supreme Court. The court's attorney regulation system, funded by attorney registration fees, polices the profession. In addition, the court oversees the State Court Administrator, Board of Continuing Legal Education, Board of Law Examiners, Commission on Judicial Discipline, and Unauthorized Practice of Law Committee.

Oral arguments are open to the public and you are welcome to visit the court. For more information, please contact the Clerk of the Colorado Supreme Court, at 2 East 14th Avenue, Denver, Colorado 80203; or call (720) 625-5150 or (800) 888-0001.

Case announcements, oral argument schedules, rules, Chief Justice Directives, protocols, links to committees and commissions, and general information about the court is available on the Judicial Branch's website at:

<http://www.courts.state.co.us/Index.cfm>.

Table 1:
Supreme Court Caseload
Fiscal Years 1979 through 2019

Fiscal Year	Cases Pending July 1	Cases Filed	Total Caseload	Cases Terminated(a)	Cases Pending June 30
1978-79	350	941	1,291	877	414
1979-80	414	950	1,364	893	471
1980-81	471	966	1,437	979	458
1981-82	458	1,052	1,510	1,006	504
1982-83	504	971	1,475	1,038	437
1983-84	437	1,069	1,506	950	556
1984-85	556	967	1,523	1,011	512
1985-86	512	988	1,500	973	527
1986-87	527	970	1,497	1,036	461
1987-88	461	1,022	1,483	1,001	482
1988-89	482	1,198	1,680	1,215	465
1989-90	465	1,300	1,765	1,261	504
1990-91	504	1,265	1,769	1,326	443
1991-92	443	1,313	1,756	1,286	470
1992-93	470	1,251	1,721	1,261	460
1993-94	460	1,277	1,737	1,290	447
1994-95	447	1,358	1,805	1,316	489
1995-96	489	1,401	1,890	1,368	522
1996-97	522	1,511	2,033	1,432	601
1997-98	601	1,520	2,121	1,561	560
1998-99	560	1,525	2,085	1,609	476
1999-00	476	1,617	2,093	1,563	530
2000-01	530	1,367	1,897	1,425	472
2001-02	472	1,368	1,840	1,415	425
2002-03	425	1,401	1,826	1,441	385
2003-04	385	1,317	1,702	1,319	383
2004-05	383	1,466	1,849	1,451	398
2005-06	398	1,393	1,791	1,400	391
2006-07	391	1,534	1,925	1,450	475
2007-08	475	1,657	2,132	1,760	372
2008-09	372	1,643	2,015	1,554	461
2009-10	461	1,518	1,979	1,554	425
2010-11	425	1,387	1,812	1,440	372
2011-12	372	1,494	1,866	1,612	254
2012-13	254	1,457	1,711	1,508	203
2013-14	203	1,465	1,668	1,401	267
2014-15	267	1,549	1,816	1,624	192
2015-16	192	1,494	1,686	1,522	164
2016-17	164	1,285	1,449	1,012	437
2017-18	437	1,231	1,668	1,216	452
2018-19	452	1,333	1,785	1,359	426

(a) Terminations include cases transferred to the Court of Appeals.

Table 2:
Distribution of Case Filings in the Supreme Court
Fiscal Years 1993 through Fiscal Year 2019

Fiscal Year	Transfers			Total Filings
	Direct Filings	From Court of Appeals	Reopened Cases	
1992-93	1,235	16	0	1,251
1993-94	1,270	7	0	1,277
1994-95	1,356	2	0	1,358
1995-96	1,389	11	1	1,401
1996-97	1,507	4	0	1,511
1997-98	1,517	3	0	1,520
1998-99	1,521	4	0	1,525
1999-00	1,613	4	0	1,617
2000-01	1,363	4	0	1,367
2001-02	1,361	7	0	1,368
2002-03	1,393	8	0	1,401
2003-04	1,310	7	0	1,317
2004-05	1,463	3	0	1,466
2005-06	1,387	6	0	1,393
2006-07	1,530	4	0	1,534
2007-08	1,653	4	0	1,657
2008-09	1,638	5	0	1,643
2009-10	1,504	14	0	1,518
2010-11	1,379	8	0	1,387
2011-12	1,485	9	0	1,494
2012-13	1,455	2	0	1,457
2013-14	1,458	7	0	1,465
2014-15	1,534	15	0	1,549
2015-16	1,479	15	0	1,494
2016-17	1,281	4	0	1,285
2017-18	1,255	2	0	1,257
2018-19	1,333	4	0	1,337

Table 3:
Distribution by Type of Case Filed in the Supreme Court
Fiscal Years 2010 through 2019

	09-10	10-11	11-12	12-13	13-14	14-15	15-16	16-17	17-18	18-19
Criminal Appeals	1	2	0	0	0	2	0	0	1	0
Original Proceedings	318	270	240	259	250	242	227	176	198	182
Petitions in Certiorari	967	909	1,005	1,039	1,026	1,089	1,075	948	919	949
Civil Appeals (a)	19	14	31	5	17	15	5	34	10	11
Interlocutories	19	18	16	9	12	9	14	13	10	13
Statutory Reviews (b)	16	15	14	4	0	0	35	8	25	10
Habeas Corpus	21	25	38	13	28	56	41	26	44	16
Bail Reductions	0	0	0	0	0	0	0	0	0	0
Non-Adversary Sentence Reviews	0	0	0	0	0	0	0	0	0	0
Interrogatories	1	0	0	0	0	0	0	0	0	1
Reapportionment	0	0	1	0	0	0	0	0	0	0
Reopened Cases	0	0	0	0	0	0	0	0	0	0
Rule 21.1	3	0	0	0	0	2	2	3	2	2
Judicial Discipline or Disability	0	0	0	0	1	0	0	1	2	0
Request for Stay Pending Appeal	0	0	0	0	0	0	0	0	0	0
Unauthorized Practice	12	18	17	10	11	13	16	6	15	4
Original Proceedings										
In Discipline	26	12	16	4	4	4	3	6	4	9
Disability	0	0	1	1	0	0	0	0	0	0
Attorney Admissions*	n/a	n/a	n/a	n/a	n/a	n/a	n/a	n/a	n/a	8
Continuing Legal Education	92	89	92	101	87	91	49	46	0	105
Multi-District Litigation	22	17	23	12	29	26	27	18	27	23
Total	1,643	1,517	1,387	1,494	1,457	1,549	1,494	1,285	1,257	1,333

(a) Includes P.U.C. decisions, water cases, and constitutional questions

(b) Includes Ballot Title Reviews

*this is a new case type created in 2019

Table 4:
Distribution of Case Terminations
Fiscal Years 1994 through 2019

Fiscal Year	Disposed of by Written Opinion	Disposed of Without Opinion	Total Dispositions	Transferred to Court of Appeals	Total Terminations
1993-94	192	1,093	1,285	5	1,290
1994-95	233	1,077	1,310	6	1,316
1995-96	193	1,176	1,369	1	1,370
1996-97	214	1,212	1,426	6	1,432
1997-98	187	1,372	1,559	2	1,561
1998-99	196	1,413	1,609	6	1,615
1999-00	111	1,452	1,563	0	1,563
2000-01	128	1,291	1,419	6	1,425
2001-02	121	1,287	1,408	7	1,415
2002-03	85	1,354	1,439	2	1,441
2003-04	89	1,228	1,317	2	1,319
2004-05	93	1,357	1,450	1	1,451
2005-06	78	1,321	1,399	1	1,400
2006-07	86	1,361	1,447	3	1,450
2007-08	99	1,658	1,757	3	1,760
2008-09	67	1,484	1,551	3	1,554
2009-10	75	1,478	1,553	1	1,554
2010-11	98	1,339	1,437	3	1,440
2011-12	76	1,533	1,609	3	1,612
2012-13	77	1,429	1,506	2	1,508
2013-14	88	1,313	1,401	0	1,401
2016-17	109	903	1,012	0	1,012
2014-15	67	1,557	1,624	1	1,625
2015-16	73	1,449	1,522	0	1,522
2016-17	103	903	1,012	0	1,012
2017-18	92	1,124	1,216	0	1,216
2018-19	102	1,192	1,294	2	1,296

Table 5:
Supreme Court Written Opinions
Fiscal Years 2007 through 2019

Fiscal Year	Number of Opinions Announcing Judgment of the Court	Number of Partial Concurrences and Dissents	Number of Dissents	Number of Concurrences and Special Concurrences	Total Number of Written Opinions
2006-07	83	2	19	12	116
2007-08	95	6	32	14	147
2008-09	66	3	33	8	110
2009-10	68	9	22	4	103
2010-11	98	9	29	4	140
2011-12	76	7	33	8	124
2012-13	77	6	27	11	121
2013-14	88	11	27	11	137
2014-15	67	10	16	4	97
2015-16	73	2	27	8	110
2016-17	103	5	30	18	156
2017-18	92	6	18	1	117
2018-19	102	4	23	11	140

*Since FY2001, attorney discipline opinions are issued by the presiding disciplinary judge.

Tables 6 and 7:
Distribution of Supreme Court Cases at Issue and Not at Issue
End of Fiscal Year 2019

Table 6 Distribution of Supreme Court Cases at Issue End of FY 2019					
	Original Proceedings	Certiorari	Appeals	Grievances	Total
Cases at issue awaiting oral argument	0	13	1	0	14
Cases at issue awaiting submission of briefs	0	0	1	0	1
Cases orally argued awaiting opinion	0	20	1	0	21
Cases submitted without argument	0	0	1	0	1
Opinions announced awaiting action on rehearing	0	7	2	0	9
Total	0	40	6	0	46

Table 7 Distribution of Supreme Court Cases Not at Issue End of FY 2019	
Pending Cases	Total
Certiorari granted, awaiting briefs on merits	30
Certiorari pending	319
Appeals pending	10
Original proceedings pending	14
Interlocutory appeals pending	1
Grievance matters pending	3
Unauthorized practice pending	3
Judicial discipline pending	0
Total	380

Section II: Court of Appeals



Court of Appeals

Judges and Appointment Dates

Chief Judge Steve Bernard

Appointed: July 5, 2006

Daniel M. Taubman

Appointed: November 11, 1992

John D. Dailey

Appointed: January 7, 2000

John R. Webb

Appointed: February 1, 2002

Robert D. Hawthorne

Appointed: August 12, 2004

Gilbert M. Román

Appointed: August 1, 2005

David Furman

Appointed: December 16, 2005

Diana Terry

Appointed: July 5, 2006

Jerry N. Jones

Appointed: July 5, 2006

David J. Richman

Appointed: June 30, 2008

Maria Teresa “Terry” Fox

Appointed: January 7, 2011

Stephanie Dunn

Appointed: November 23, 2012

Anthony J. Navarro

Appointed: January 18, 2013

Michael H. Berger

Appointed: December 17, 2013

Elizabeth L. Harris

Appointment: July 23, 2015

Rebecca Rankin Freyre

Appointment: November 16, 2015

Craig R. Welling

Appointment: January 16, 2017

Ted C. Tow III

Appointment: February 13, 2018

Lino S. Lipinsky de Orlov

Appointment: January 9, 2019

Matthew D. Grove

Appointment: January 9, 2019

Neeti Vasant Pawar

Appointment: March 18, 2019

Jaclyn K.C. Brown

Appointment: June 1, 2019

Colorado Court of Appeals

The Colorado Court of Appeals is the state's intermediate appellate court. As of July 1, 2008, the Court consists of 22 judges who are retained by the public to serve eight-year terms. The Court sits in three-member divisions to decide cases. The Chief Judge, appointed by the Chief Justice of the Supreme Court, assigns judges to the divisions and rotates their assignments.

The mission of the Court of Appeals is to provide the citizens of Colorado with clear, impartial, and timely resolutions of appealed orders and judgments as provided by law. The Court of Appeals was created by statute; accordingly, jurisdiction is limited to the areas specified by state statute, together with the inherent powers granted to all courts.

Established under Section 1 of Article VI of the [Colorado Constitution](#) and Section 13-4-101, et seq., C.R.S. ([Colorado Revised Statutes](#)), the Court of Appeals has initial jurisdiction, with exceptions, over appeals from the Colorado District Courts, Denver Probate Court, and Denver Juvenile Court. In addition, the Court of Appeals has specific appellate jurisdiction over decisions originating from a number of state administrative boards and agencies, including the Industrial Claim Appeals Office. Reviews of the Court of Appeals' decisions are directed to the Colorado Supreme Court.

Court of Appeals Webpage:

(http://www.courts.state.co.us/Courts/Court_of_Appeals/Index.cfm).

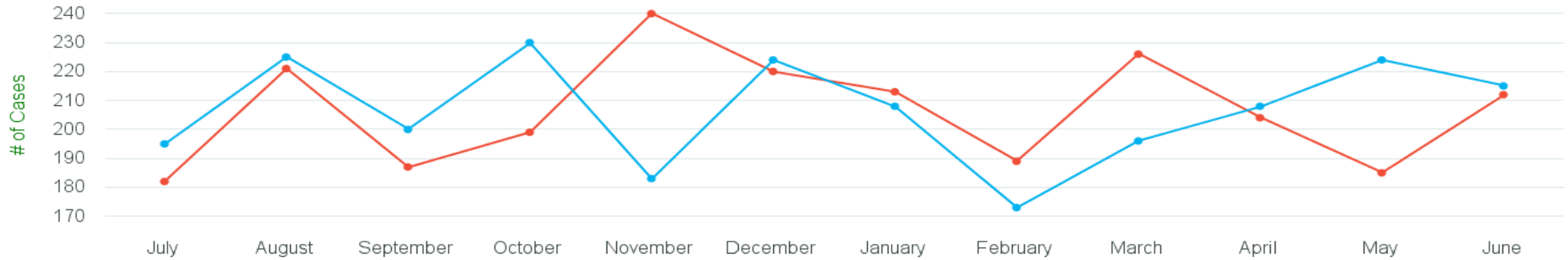
**Table 8 and Chart A:
Colorado Court of Appeals New Filings by Case Type
Fiscal Year 2019**

Month	Civil			Criminal			Industrial Claims			Juvenile			Month Total		
	2018	2019	% Change	2018	2019	% Change	2018	2019	% Change	2018	2019	% Change	2018	2019	% Change
July	68	70	2.9%	80	95	18.8%	7	10	42.9%	27	20	-25.9%	182	195	7.1%
August	76	92	21.1%	101	78	-22.8%	13	5	-61.5%	31	50	61.3%	221	225	1.8%
September	78	77	-1.3%	63	78	23.8%	16	9	-43.8%	30	36	20.0%	187	200	7.0%
October	72	84	16.7%	87	97	11.5%	8	13	62.5%	32	36	12.5%	199	230	15.6%
November	86	70	-18.6%	91	65	-28.6%	27	8	-70.4%	36	40	11.1%	240	183	-23.8%
December	93	76	-18.3%	84	98	16.7%	8	16	100.0%	35	34	-2.9%	220	224	1.8%
January	86	85	-1.2%	90	90	0.0%	5	8	60.0%	32	25	-21.9%	213	208	-2.3%
February	77	80	3.9%	80	60	-25.0%	9	9	0.0%	23	24	4.3%	189	173	-8.5%
March	74	76	2.7%	95	84	-11.6%	16	9	-43.8%	41	27	-34.1%	226	196	-13.3%
April	83	76	-8.4%	84	85	1.2%	10	13	30.0%	27	34	25.9%	204	208	2.0%
May	68	95	39.7%	82	91	11.0%	10	9	-10.0%	25	29	16.0%	185	224	21.1%
June	97	87	-10.3%	79	93	17.7%	6	10	66.7%	30	25	-16.7%	212	215	1.4%
YTD Total	958	968	1.0%	1,016	1,014	-0.2%	135	119	-11.9%	369	380	3.0%	2,478	2,481	0.1%

	YTD Total		
	2018	2019	% Change
July	182	195	7.1%
August	403	420	4.2%
September	590	620	5.1%
October	789	850	7.7%
November	1,029	1,033	0.4%
December	1,249	1,257	0.6%
January	1,462	1,465	0.2%
February	1,651	1,638	-0.8%
March	1,877	1,834	-2.3%
April	2,081	2,042	-1.9%
May	2,266	2,266	0.0%
June	2,478	2,481	0.1%

FY2019 Filings - 2,481

● 2018 ● 2019



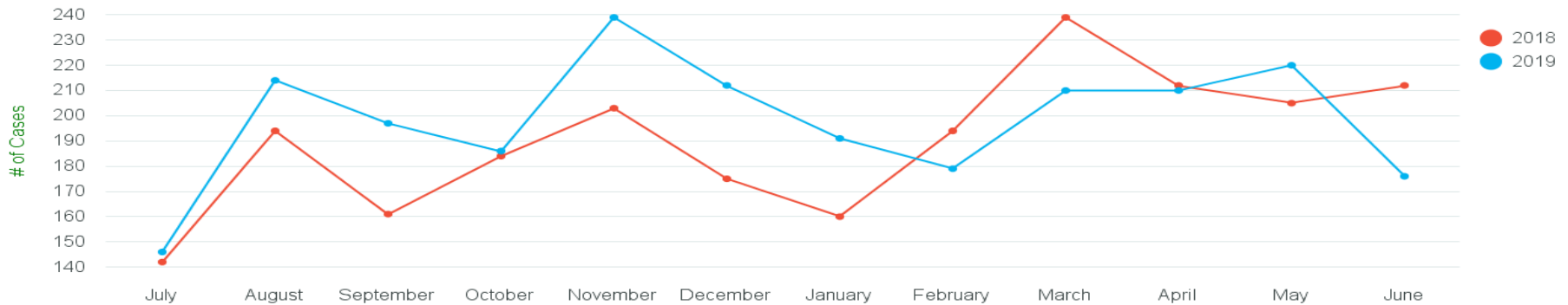
**Table 9 and Chart B:
Colorado Court of Appeals
Fiscal Year 2019**

Month	Published Opinions			Unpublished Opinions			Dismissed			Closed and Consolidated			Transfers			Month Total		
	2018	2019	% Change	2018	2019	% Change	2018	2019	% Change	2018	2019	% Change	2018	2019	% Change	2018	2019	% Change
July	13	15	15.4%	81	86	6.2%	46	42	-8.7%	2	3	50.0%	0	0		142	146	2.8%
August	10	17	70.0%	130	131	0.8%	49	57	16.3%	5	8	60.0%	0	1		194	214	10.3%
September	9	18	100.0%	92	121	31.5%	58	54	-6.9%	2	4	100.0%	0	0		161	197	22.4%
October	13	6	-53.8%	124	95	-23.4%	46	79	71.7%	0	5		1	1	0.0%	184	186	1.1%
November	18	17	-5.6%	129	173	34.1%	54	45	-16.7%	2	3	50.0%	0	1		203	239	17.7%
December	7	14	100.0%	107	144	34.6%	54	51	-5.6%	6	3	-50.0%	1	0		175	212	21.1%
January	10	14	40.0%	83	121	45.8%	60	49	-18.3%	7	6	-14.3%	0	1		160	191	19.4%
February	16	14	-12.5%	124	124	0.0%	48	41	-14.6%	6	0		0	0		194	179	-7.7%
March	15	18	20.0%	182	129	-29.1%	37	57	54.1%	5	5	0.0%	0	1		239	210	-12.1%
April	14	10	-28.6%	127	144	13.4%	63	50	-20.6%	8	6	-25.0%	0	0		212	210	-0.9%
May	23	22	-4.3%	125	147	17.6%	55	47	-14.5%	2	4	100.0%	0	0		205	220	7.3%
June	10	13	30.0%	125	124	-0.8%	71	37	-47.9%	6	2	-66.7%	0	0		212	176	-17.0%
YTD Totals	158	178	12.7%	1,429	1,539	7.7%	641	609	-5.0%	51	49	-3.9%	2	5	150.0%	2,281	2,380	4.3%

Total Change in Opinions: 8.1%

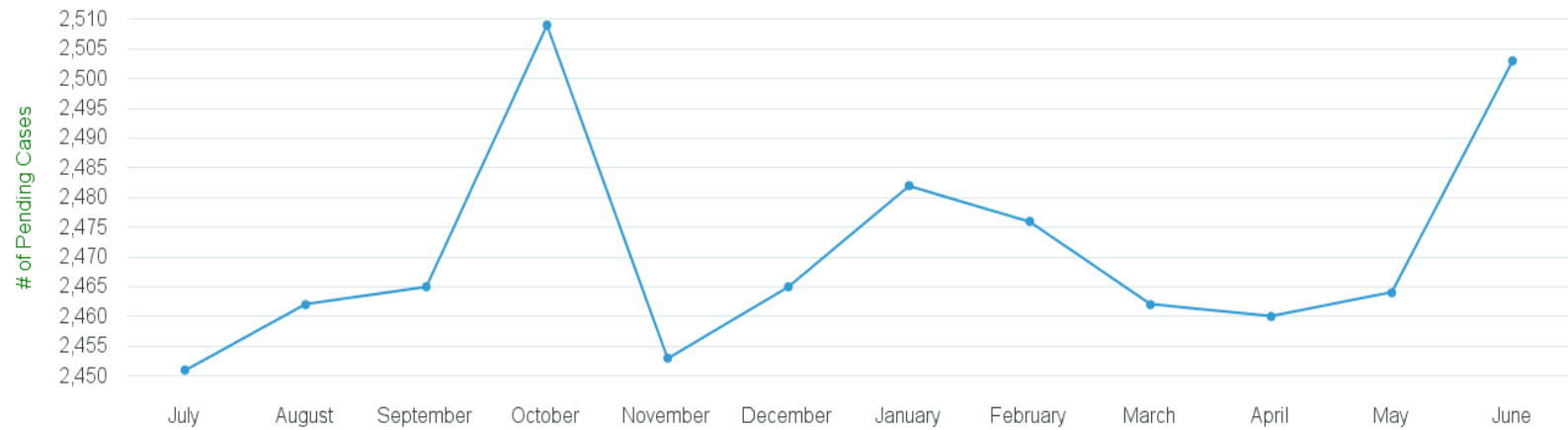
	YTD Total		
	2018	2019	% Change
July	142	146	2.8%
August	336	360	7.1%
September	497	557	12.1%
October	681	743	9.1%
November	884	982	11.1%
December	1,059	1,194	12.7%
January	1,219	1,385	13.6%
February	1,413	1,564	10.7%
March	1,652	1,774	7.4%
April	1,864	1,984	6.4%
May	2,069	2,204	6.5%
June	2,281	2,380	4.3%

FY2019 Dispositions - 2,380



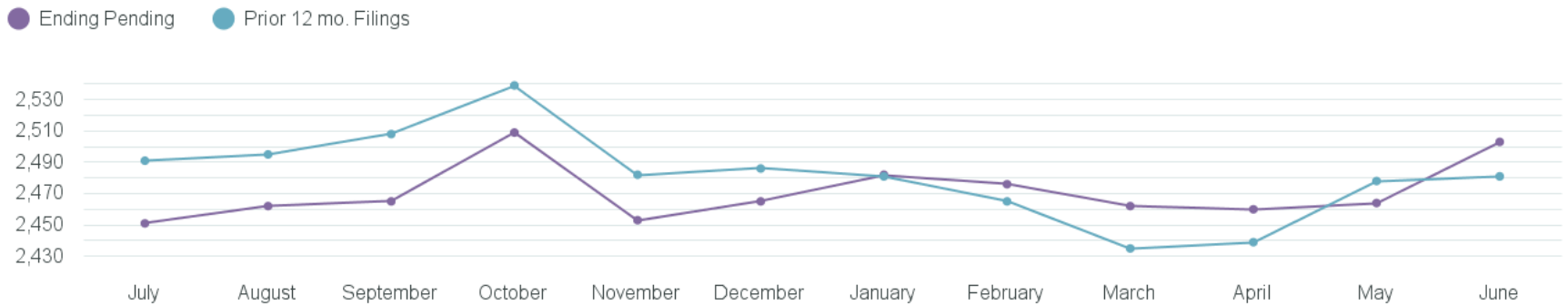
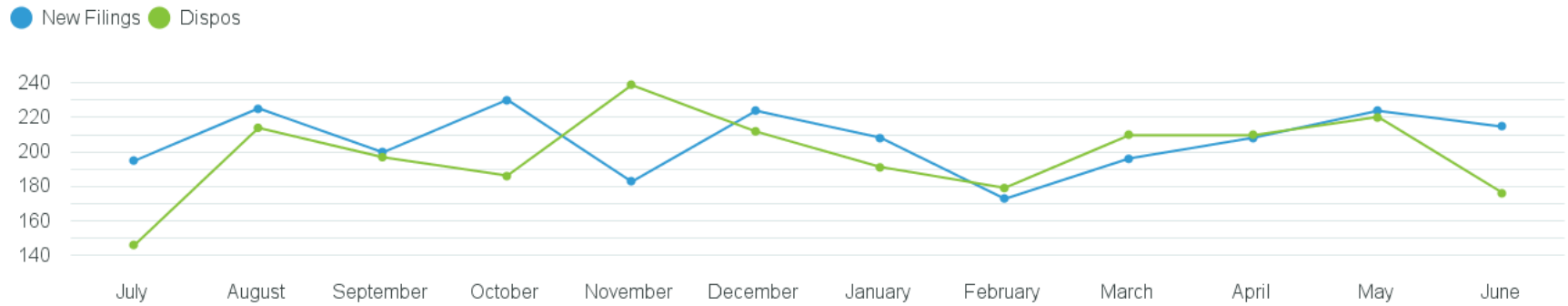
**Table 10 and Chart C:
Colorado Court of Appeals Pending Table
Fiscal Year 2019**

Month	CASES			MONTHLY CHANGE	
	New	Closed	Pending	#	%
July	195	146	2,451		
August	225	214	2,462	11	0.4%
September	200	197	2,465	3	0.1%
October	230	186	2,509	44	1.8%
November	183	239	2,453	-56	-2.3%
December	224	212	2,465	12	0.5%
January	208	191	2,482	17	0.7%
February	173	179	2,476	-6	-0.2%
March	196	210	2,462	-14	-0.6%
April	208	210	2,460	-2	-0.1%
May	224	220	2,464	4	0.2%
June	215	176	2,503	39	1.6%
YTD Total	2,481	2,380		52	2.0%



**Table 11 Charts D and E:
Colorado Court of Appeals Rolling Filings and Dispositions
Fiscal Year 2019**

	July	August	September	October	November	December	January	February	March	April	May	June
New Filings	195	225	200	230	183	224	208	173	196	208	224	215
Dispos	146	214	197	186	239	212	191	179	210	210	220	176
Ending Pending	2,451	2,462	2,465	2,509	2,453	2,465	2,482	2,476	2,462	2,460	2,464	2,503
Prior 12 mo. Filings	2,491	2,495	2,508	2,539	2,482	2,486	2,481	2,465	2,435	2,439	2,478	2,481
	98.4%	98.7%	98.3%	98.8%	98.8%	99.2%	100.0%	100.4%	101.1%	100.9%	99.4%	100.9%



Section III: District Court



District Court Judges

This list contains the names of Judges that served during FY2019.

First Judicial District

Philip J. McNulty, Chief Judge
Randall C. Arp
Christie Bachmeyer
Margie Enquist
Dennis Hall
Diego Hunt
Ann Gail Meinster
Lily W. Oeffler
Jeffrey R. Pilkington
Tamara Russell
Laura A. Tighe
Todd L. Vriesman
Christopher Zenisek

Second Judicial District

Michael A. Martinez, Chief Judge
Christopher Baumann
Karen L. Brody
Edward D. Bronfin
Ross Buchanan
Martin F. Egelhoff
J. Eric Elliff
Kandace Gerdes
Shelley I. Gilman
David Goldberg
Jay S. Grant
Morris B. Hoffman
Eric M. Johnson
A. Bruce Jones
Kenneth M. Laff
Catherine Lemon
John W. Madden, IV
Andrea P. McCallin
Robert L. McGahey, Jr.
Darryl F. Shockley
Elizabeth A. Starrs
Jennifer B. Torrington
Michael J. Vallejos
Brian Whitney

Denver Juvenile Court

David Brett Woods, Presiding Judge
Laurie A. Clark
Donna J. Schmalberger

Denver Probate Court

Elizabeth D. Leith, Presiding Judge

Third Judicial District

Claude W. Appel, Chief Judge
Leslie J. Gerbracht
John McKisson

Fourth Judicial District

William B. Bain Chief Judge
Eric Bentley
Linda Billings Vela
Jill Brady
Robin Chittum
Theresa M. Cisneros
Jann DuBois
David A. Gilbert
Deborah J. Grohs
Marcus Henson
Barbara L. Hughes
Thomas K. Kane
Robert L. Lowrey
Michael P. McHenry
Chad Miller
G. David Miller
David Prince
Marla Prudek
Timothy Schutz
Larry E. Schwartz
Scott A. Sells
David L. Shakes
Erin Lynn Sokol
Gregory R. Werner

Fifth Judicial District

Mark D. Thompson, Chief Judge
Catherine Cheroutes
Paul R. Dunkelmann
Frederick W. Gannett
Russell H. Granger
Reed Owens
D. Wayne Patton
Karen A. Romeo

Sixth Judicial District

Jeffrey R. Wilson, Chief Judge
Suzanne F. Carlson
William L. Herringer
Todd P. Norvell

Seventh Judicial District

J. Steven Patrick, Chief Judge
Mary E. Deganhart
Cory Jackson
Steven L. Schultz
Keri Yoder

Eighth Judicial District

Stephen E. Howard, Chief Judge
Susan Blanco
Carroll Michelle Brinegar
Julie K. Field
Thomas R. French
Stephen Jouard
Gregory M. Lammons
Deven R. Odell
Juan G. Villaseñor

Ninth Judicial District

James B. Boyd, Chief Judge
Denise K. Lynch
John F. Neiley
Anne Norrdin
Christopher Seldin

Tenth Judicial District

Deborah R. Eyler, Chief Judge
William Alexander
Allison Ernst
Thomas B. Flesher
Kimberly Karn
Jill S. Mattoon
Larry C. Schwartz

Eleventh Judicial District

Patrick W. Murphy, Chief Judge
Stephen A. Groome
Ramsey L. Lama
Lynette M. Wenner

Twelfth Judicial District

Pattie P. Swift, Chief Judge
Martin A. Gonzales
Michael A. Gonzales
Amanda C. Hopkins

Thirteenth Judicial District

Michael K. Singer, Chief Judge
Charles M. Hobbs
Kevin Hoyer
Carl S. McGuire, III

Fourteenth Judicial District

Michael A. O'Hara III, Chief Judge
Shelley A. Hill
Mary C. Hoak

Fifteenth Judicial District

Stanley A. Brinkley, Chief Judge
Michael J. Davidson

Sixteenth Judicial District

Mark A. MacDonnell, Chief Judge
Michael A. Schiferl

Seventeenth Judicial District

Patrick T. Murphy, Chief Judge
Emily Anderson, Chief Judge
Jaclyn Brown
Tomee Crespín
Caryn Datz
Katherine R. Delgado
Sean Finn
F. Michael Goodbee
Sharon Holbrook
Robert W. Kiesnowski, Jr.
Priscilla Jeffrey Loew
Rayna Gokli McIntyre
Edward C. Moss
Donald S. Quick
Roberto Ramirez
Mark D. Warner

Eighteenth Judicial District

Michelle Amico, Chief Judge
Andrea C. Baum
Natalie T. Chase
Phillip Douglass
Patricia Herron
Jeffrey K. Holmes
Kurt A. Horton
Gary M. Kramer
Ben L. Leutwyler
Robert R. Lung
Cynthia D. Mares
Fredrick T. Martinez
Bonnie H. McLean
Peter F. Michaelson
Charles M. Pratt
John E. Scipione
Teresa Slade
Michael Spear
David Stevens
Ryan J. Stuart
Darren L. Vahle
Elizabeth A. Weishaupl
John Wheeler
Shay Whitaker

Nineteenth Judicial District

James F. Hartmann, Chief Judge
W. Troy Hause
Julie Hoskins
Ryan Kamada
Timothy Kerns
Marcelo A. Kopcow
Shannon Lyons
Thomas J. Quammen
Elizabeth B. Strobel
Todd Taylor

Twentieth Judicial District

Ingrid S. Bakke, Chief Judge
Patrick Butler
Andrew Hartman
Judith LaBuda
Bruce Langer
Andrew MacDonald
Thomas F. Mulvahill
Nancy Salomone
Norma A. Sierra

Twenty-First Judicial District

Brian J. Flynn, Chief Judge
Matthew D. Barrett
Dick Gurley
Gretchen Larson
Valerie J. Robinson
Lance Timbreza

Twenty-Second Judicial District

Douglas S. Walker, Chief Judge
Todd J. Plewe

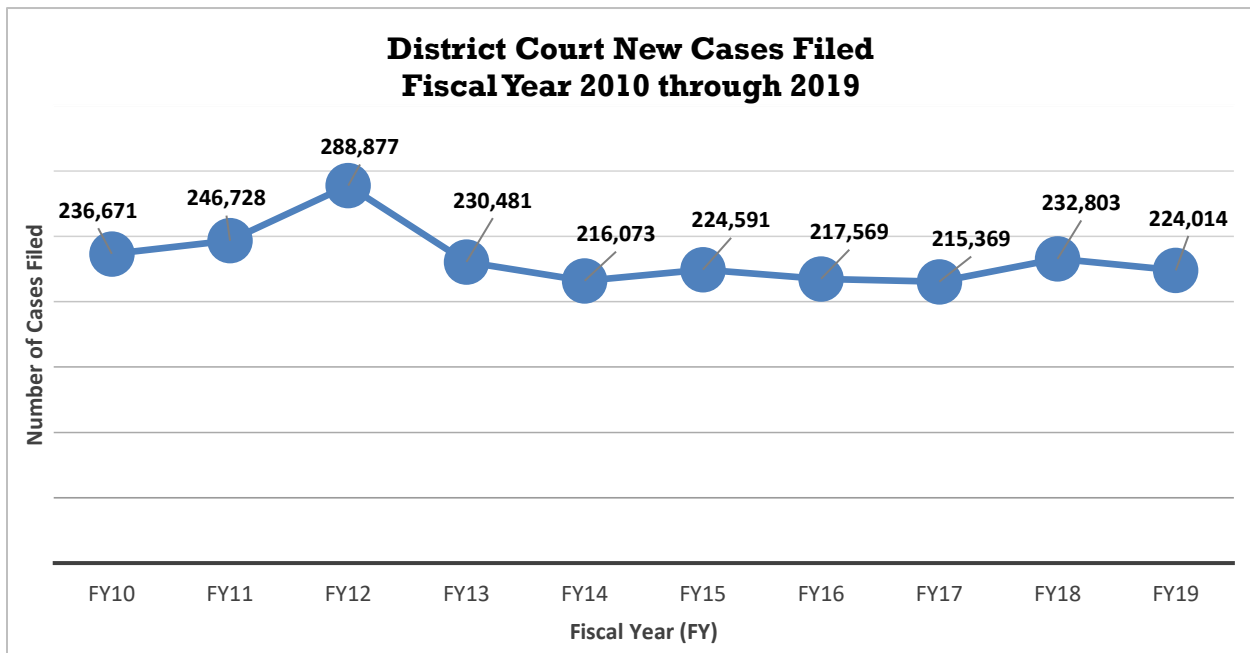
District Court

Colorado is sectioned into 22 Judicial Districts encompassing all 64 counties. Across the state, district boundaries are aligned with county lines – some districts include just one county, while others include as many as seven counties. Each district has at least one district court location. The Supreme Court Chief Justice appoints a Chief Judge for each district to serve as the Chief Judicial Officer. In addition, each district has at least one other district court judge who may preside in more than one district court within that judicial district, particularly in rural areas of the state. There were 192 district judges that served during Fiscal Year 2019.

District judges preside over felony criminal matters, civil claims in any amount, juvenile matters (including adoption, dependency and neglect matters, juvenile delinquency, and paternity actions), probate, mental health, divorce proceedings, and water cases. Additionally, district judges preside over jury trials, handle appeals from Colorado’s municipal and county courts, and review decisions of administrative boards and agencies. District decisions may be appealed to the Colorado Court of Appeals and/or to the Colorado Supreme Court.

In Fiscal Year 2019, there were 224,014 case filings at the district court level (excluding water cases). Compared to Fiscal Year 2018, district court filings in Fiscal Year 2019 have decreased by 3.78 percent. The greatest area of decrease was in Civil filings, which decreased by 9.23 percent. Alternatively, Criminal filings increased by 3.33 percent.

Information specific to each of the 22 Judicial Districts, including contact information, is available at <https://www.courts.state.co.us/Courts/District/Choose.cfm>.



**Chart 1 and Chart 2:
District Case Filings
Proportion of Cases by Class - Ten Year Comparison
Fiscal Year 2010 and Fiscal Year 2019**

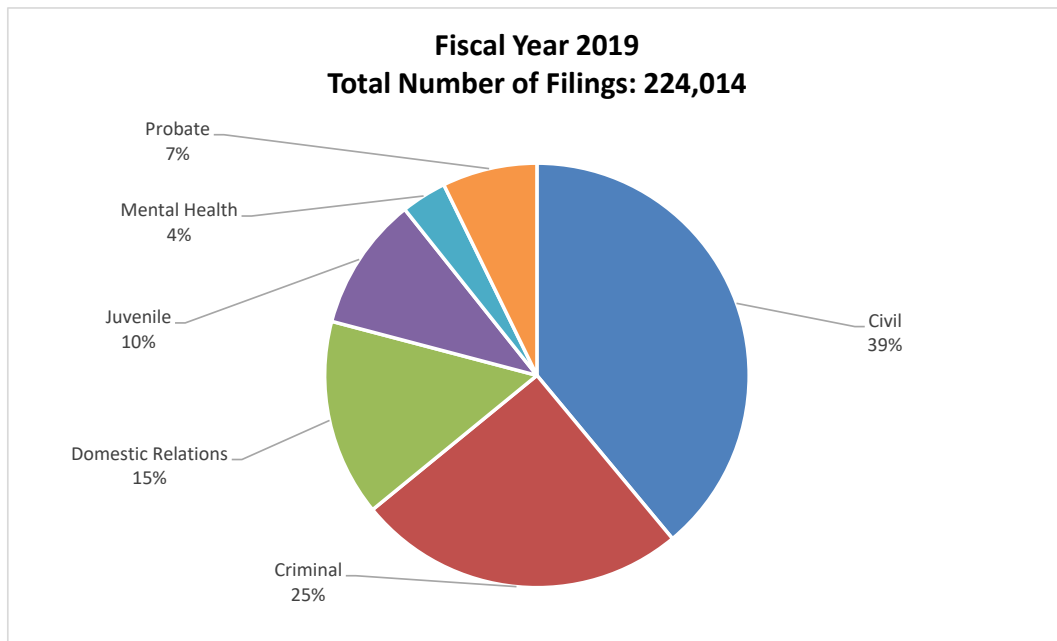
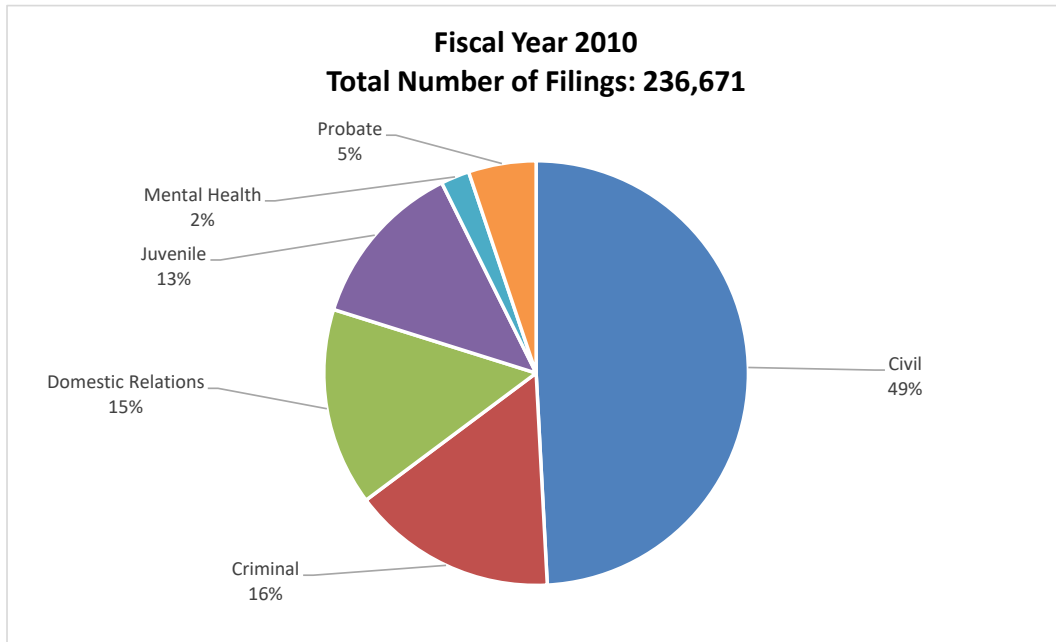


Table 12:
District Court Filings, Terminations, and Percent Change
Fiscal Year 2018 and Fiscal Year 2019

Filings Compared to Previous Year			
Case Class	FY18	FY19	Percent Change
Civil	96,176	87,295	-9.23%
Criminal	54,479	56,292	3.33%
Domestic Relations	34,357	33,610	-2.17%
Juvenile	23,120	22,847	-1.18%
Mental Health	7,933	7,779	-1.94%
Probate	16,738	16,191	-3.27%
Total	232,803	224,014	-3.78%

Terminations Compared to Previous Year			
Case Class	FY18	FY19	Percent Change
Civil	95,618	87,015	-9.00%
Criminal	51,258	54,573	6.47%
Domestic Relations	34,348	33,807	-1.58%
Juvenile	22,072	21,620	-2.05%
Mental Health	7,994	7,804	-2.38%
Probate	16,751	16,116	-3.79%
Total	228,041	220,935	-3.12%

TABLE 12 CHART
NEW CASE FILINGS BY CASE CLASS
FISCAL YEAR 2018 VERSUS FISCAL YEAR 2019

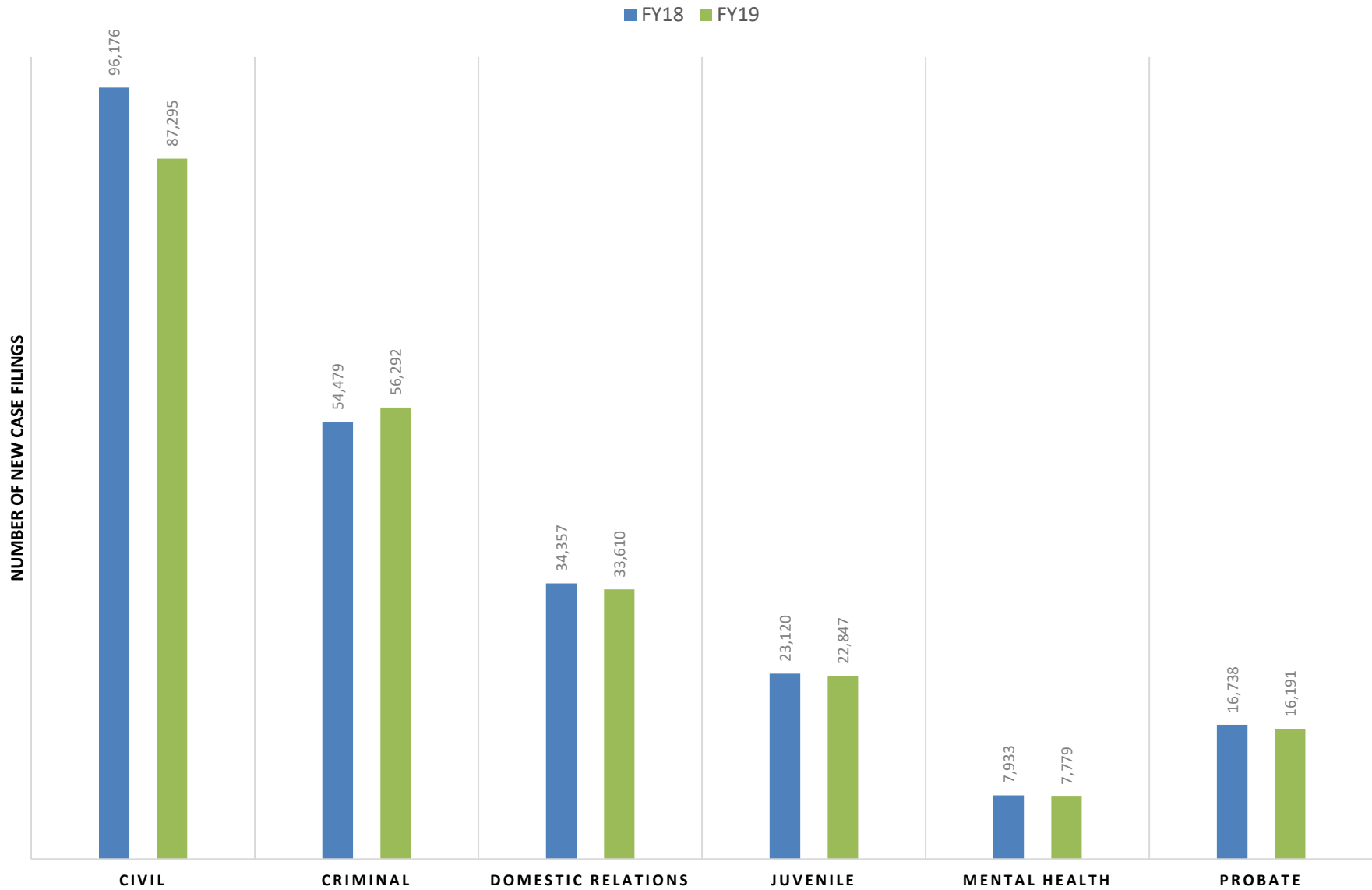


Table 13:
District Court Caseload
Fiscal Year 2010 to Fiscal Year 2019

Case Class	FY10	FY11	FY12	FY13	FY14	FY15	FY16	FY17	FY18	FY19
CIVIL										
New Cases Filed	116,346	125,597	169,055	108,634	96,325	101,112	88,277	80,632	96,176	87,295
Cases Terminated	117,836	126,804	169,186	111,606	97,728	101,355	88,758	80,917	95,618	87,015
CRIMINAL										
New Cases Filed	36,993	35,966	35,551	37,888	37,966	40,903	46,004	51,775	54,479	56,292
Cases Terminated	37,905	36,324	34,957	37,293	37,615	39,343	42,730	47,998	51,258	54,573
DOMESTIC RELATIONS										
New Cases Filed	35,624	36,009	35,434	34,630	34,907	34,841	34,966	35,057	34,357	33,610
Cases Terminated	34,965	35,748	35,683	34,593	35,067	34,352	34,877	34,799	34,348	33,807
JUVENILE										
New Cases Filed	30,360	29,958	28,731	27,296	24,600	24,681	24,324	23,339	23,120	22,847
Cases Terminated	29,855	29,326	26,462	26,951	23,866	23,274	22,518	21,722	22,072	21,620
MENTAL HEALTH										
New Cases Filed	5,159	5,543	6,064	6,480	7,072	7,326	7,689	7,947	7,933	7,779
Cases Terminated	5,127	5,483	5,744	6,531	7,072	7,408	7,731	7,905	7,994	7,804
PROBATE										
New Cases Filed	12,189	13,655	14,042	15,553	15,203	15,728	16,309	16,619	16,738	16,191
Cases Terminated	12,777	14,067	17,387	15,578	15,387	15,718	16,151	16,699	16,751	16,116
TOTAL										
<i>New Cases Filed</i>	<i>236,671</i>	<i>246,728</i>	<i>288,877</i>	<i>230,481</i>	<i>216,073</i>	<i>224,591</i>	<i>217,569</i>	<i>215,369</i>	<i>232,803</i>	<i>224,014</i>
<i>Cases Terminated</i>	<i>238,465</i>	<i>247,752</i>	<i>289,419</i>	<i>232,552</i>	<i>216,735</i>	<i>221,450</i>	<i>212,765</i>	<i>210,040</i>	<i>228,041</i>	<i>220,935</i>

Table 13 Chart
District Court New Cases Filed
Fiscal Year 2010 through 2019

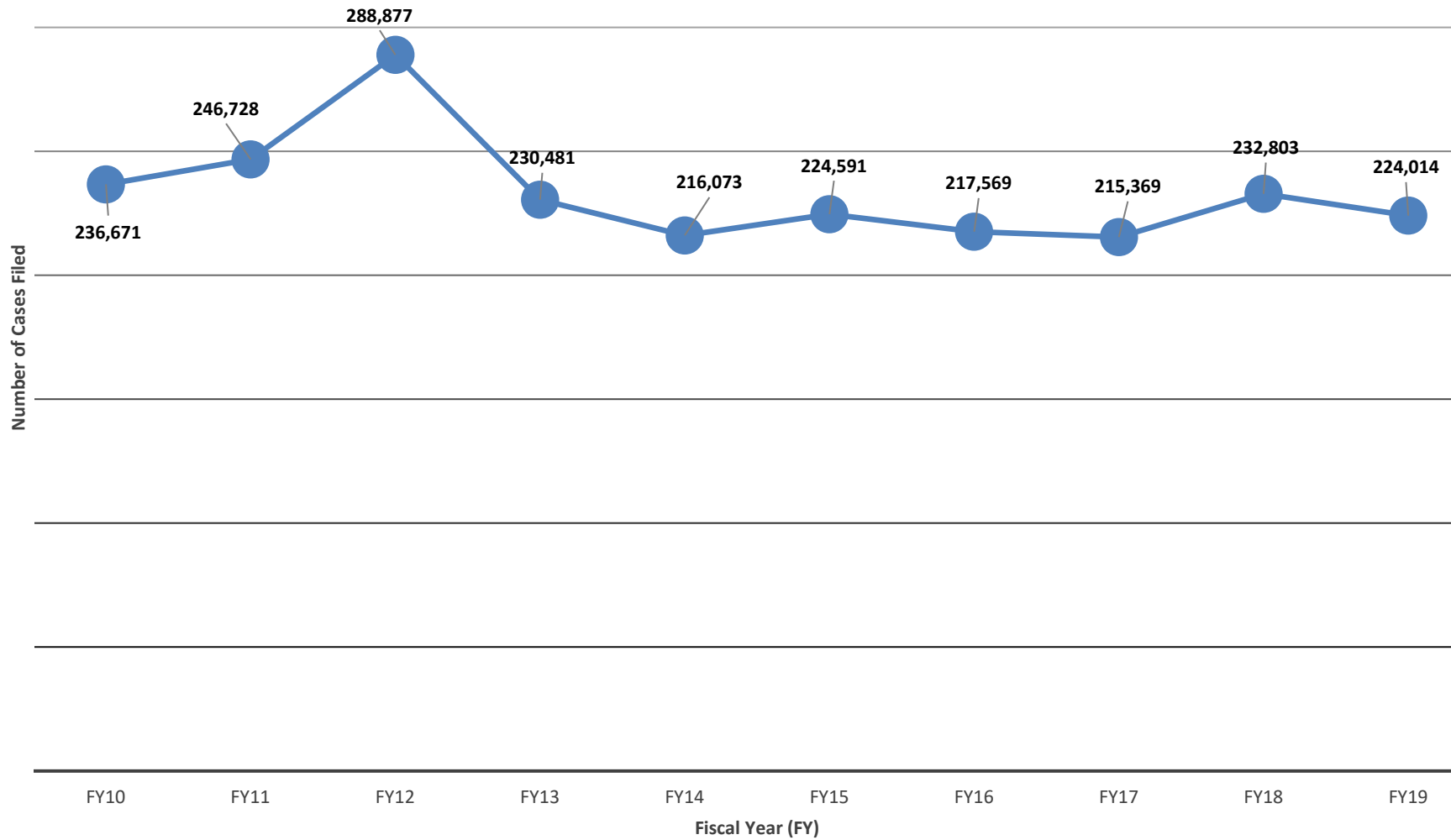
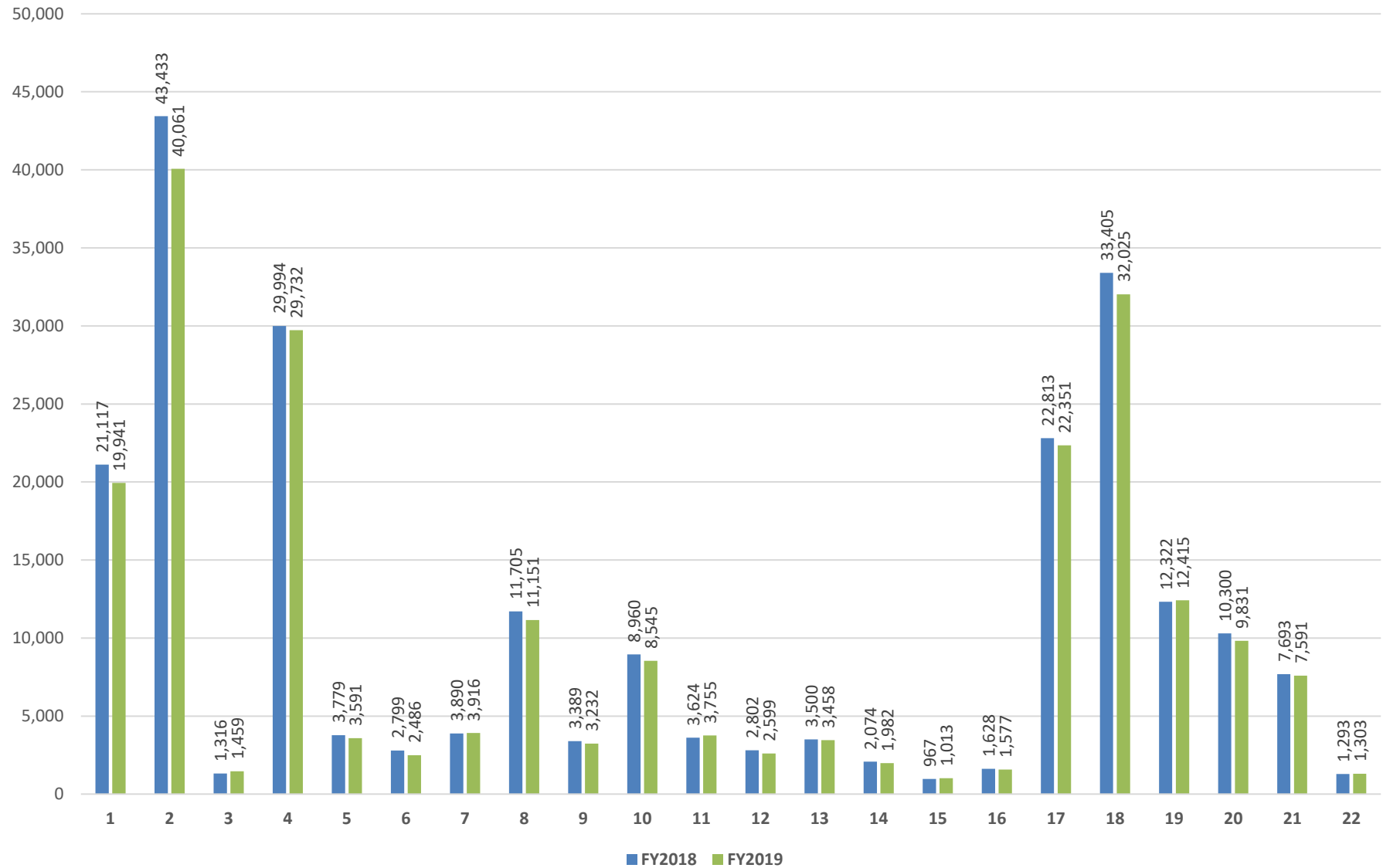


Table 14:
District Court Filings, Terminations, and Percent Change
Fiscal Year 2018 and Fiscal Year 2019

Judicial District	Filings			Terminations		
	FY18	FY19	Percent Change	FY18	FY19	Percent Change
1	21,117	19,941	-5.57%	20,586	20,135	-2.19%
2	36,896	33,663	-8.76%	37,034	33,763	-8.83%
Juvenile-2	2,869	2,973	3.62%	2,881	2,728	-5.31%
Probate-2	3,668	3,425	-6.62%	3,808	3,434	-9.82%
3	1,316	1,459	10.87%	1,238	1,287	3.96%
4	29,994	29,732	-0.87%	28,869	28,747	-0.42%
5	3,779	3,591	-4.97%	3,592	3,632	1.11%
6	2,799	2,486	-11.18%	2,801	2,463	-12.07%
7	3,890	3,916	0.67%	3,866	3,927	1.58%
8	11,705	11,151	-4.73%	11,271	11,018	-2.24%
9	3,389	3,232	-4.63%	3,327	3,010	-9.53%
10	8,960	8,545	-4.63%	8,956	8,729	-2.53%
11	3,624	3,755	3.61%	3,670	3,479	-5.20%
12	2,802	2,599	-7.24%	2,897	2,566	-11.43%
13	3,500	3,458	-1.20%	3,302	3,375	2.21%
14	2,074	1,982	-4.44%	2,138	1,910	-10.66%
15	967	1,013	4.76%	896	1,008	12.50%
16	1,628	1,577	-3.13%	1,510	1,548	2.52%
17	22,813	22,351	-2.03%	22,193	21,939	-1.14%
18	33,405	32,025	-4.13%	32,702	31,669	-3.16%
19	12,322	12,415	0.75%	11,649	11,964	2.70%
20	10,300	9,831	-4.55%	10,005	9,933	-0.72%
21	7,693	7,591	-1.33%	7,533	7,429	-1.38%
22	1,293	1,303	0.77%	1,317	1,242	-5.69%
State Total ^(a)	232,803	224,014	-3.78%	228,041	220,935	-3.12%

^(a) Totals do not include Water Court.

Table 14 Chart
District Court-New Case Filings by Judicial District
Comparison Fiscal Year 2018 and Fiscal Year 2019



**Table 15:
District Court Filings and Terminations
Fiscal Year 2019**

Judicial District	Court Location	Criminal		Civil		Domestic Relations		Juvenile		Mental Health		Probate		Total	
		Filings	Term.	Filings	Term.	Filings	Term.	Filings	Term.	Filings	Term.	Filings	Term.	Filings	Term.
1	Gilpin	307	298	88	95	35	33	11	13	7	5	24	24	472	468
	Jefferson	4,896	4,923	7,270	7,321	2,975	3,190	1,863	1,807	682	637	1,783	1,789	19,469	19,667
	Total	5,203	5,221	7,358	7,416	3,010	3,223	1,874	1,820	689	642	1,807	1,813	19,941	20,135
2	Denver	7,342	7,510	21,782	21,799	4,539	4,454	n/a	n/a	n/a	n/a	n/a	n/a	33,663	33,763
	Denver Juvenile	n/a	n/a	n/a	n/a	n/a	n/a	2,973	2,728	n/a	n/a	n/a	n/a	2,973	2,728
	Denver Probate	n/a	n/a	n/a	n/a	n/a	n/a	n/a	n/a	1,468	1,473	1,957	1,961	3,425	3,434
	Total	7,342	7,510	21,782	21,799	4,539	4,454	2,973	2,728	1,468	1,473	1,957	1,961	40,061	39,925
3	Huerfano	316	230	95	82	52	55	85	71	4	5	53	53	605	496
	Las Animas	306	305	239	214	113	92	127	113	11	11	58	56	854	791
	Total	622	535	334	296	165	147	212	184	15	16	111	109	1,459	1,287
4	El Paso	8,200	7,534	8,936	8,922	5,545	5,547	3,019	2,725	1,304	1,299	1,741	1,728	28,745	27,755
	Teller	338	345	323	308	132	130	75	87	42	40	77	82	987	992
	Total	8,538	7,879	9,259	9,230	5,677	5,677	3,094	2,812	1,346	1,339	1,818	1,810	29,732	28,747
5	Clear Creek	133	144	124	130	58	53	84	66	8	8	42	40	449	441
	Eagle	367	325	929	979	253	241	85	84	26	24	125	121	1,785	1,774
	Lake	72	108	90	85	43	48	46	38	2	2	20	22	273	303
	Summit	362	362	469	487	118	132	53	49	19	19	63	65	1,084	1,114
	Total	934	939	1,612	1,681	472	474	268	237	55	53	250	248	3,591	3,632
6	Archuleta	150	158	211	198	80	77	43	37	6	6	64	68	554	544
	La Plata	654	649	643	621	279	289	107	113	54	54	156	155	1,893	1,881
	San Juan	7	6	28	27	2	2	0	1	0	0	2	2	39	38
	Total	811	813	882	846	361	368	150	151	60	60	222	225	2,486	2,463
7	Delta	404	369	338	348	214	211	100	102	12	6	155	159	1,223	1,195
	Gunnison	119	117	207	231	79	82	20	24	7	8	51	44	483	506
	Hinsdale	2	2	13	12	4	5	0	1	0	0	8	6	27	26
	Montrose	613	635	442	434	309	322	233	205	24	22	124	118	1,745	1,736
	Ouray	24	30	60	65	21	24	9	6	1	1	19	15	134	141
	San Miguel	65	73	169	171	37	44	14	17	2	2	17	16	304	323
	Total	1,227	1,226	1,229	1,261	664	688	376	355	46	39	374	358	3,916	3,927
8	Jackson	21	21	13	15	10	7	3	4	0	0	15	14	62	61
	Larimer	3,223	3,159	3,536	3,521	1,817	1,821	1,150	1,109	513	518	850	829	11,089	10,957
	Total	3,244	3,180	3,549	3,536	1,827	1,828	1,153	1,113	513	518	865	843	11,151	11,018
9	Garfield	712	521	883	878	387	400	191	167	18	20	123	116	2,314	2,102
	Pitkin	122	91	380	384	92	96	18	18	7	5	69	73	688	667
	Rio Blanco	59	67	76	77	34	39	26	24	4	3	31	31	230	241
	Total	893	679	1,339	1,339	513	535	235	209	29	28	223	220	3,232	3,010
10	Pueblo	2,574	2,638	2,454	2,478	1,231	1,252	1,225	1,281	389	391	672	689	8,545	8,729
11	Chaffee	248	269	203	203	116	110	56	65	21	20	87	85	731	752
	Custer	62	60	62	65	32	31	27	27	3	3	19	15	205	201
	Fremont	724	645	761	562	298	287	241	240	36	40	175	175	2,235	1,949
	Park	93	96	229	235	92	91	50	44	8	9	112	102	584	577
	Total	1,127	1,070	1,255	1,065	538	519	374	376	68	72	393	377	3,755	3,479

**Table 15:
District Court Filings and Terminations
Fiscal Year 2019**

Judicial District	Court Location	Criminal		Civil		Domestic Relations		Juvenile		Mental Health		Probate		Total	
		Filings	Term.	Filings	Term.	Filings	Term.	Filings	Term.	Filings	Term.	Filings	Term.	Filings	Term
12	Alamosa	400	425	216	193	169	182	178	159	21	21	57	53	1,041	1,033
	Conejos	178	216	86	82	54	60	60	62	3	3	33	37	414	460
	Costilla	93	92	56	46	26	28	37	37	5	2	109	91	326	296
	Mineral	11	6	13	13	2	3	2	1	3	3	12	13	43	39
	Rio Grande	194	161	108	112	83	82	75	80	20	19	53	53	533	507
	Saguache	70	53	76	79	36	43	24	23	10	12	26	21	242	231
	Total	946	953	555	525	370	398	376	362	62	60	290	268	2,599	2,566
13	Kit Carson	83	105	65	64	52	46	42	42	11	11	40	35	293	303
	Logan	581	429	275	248	126	107	152	136	31	33	72	69	1,237	1,022
	Morgan	357	443	320	321	230	220	149	145	25	30	104	176	1,185	1,335
	Phillips	32	16	42	44	12	15	13	16	4	4	26	24	129	119
	Sedgwick	24	30	24	23	18	18	12	12	1	1	19	18	98	102
	Washington	52	37	53	52	29	30	30	23	3	6	37	41	204	189
	Yuma	77	60	112	112	41	43	29	30	3	4	50	56	312	305
	Total	1,206	1,120	891	864	508	479	427	404	78	89	348	419	3,458	3,375
14	Grand	161	130	236	218	73	52	18	17	8	10	54	53	550	480
	Moffat	251	264	185	184	97	107	70	75	3	3	71	73	677	706
	Routt	180	155	340	335	120	116	36	39	5	5	74	74	755	724
	Total	592	549	761	737	290	275	124	131	16	18	199	200	1,982	1,910
15	Baca	30	36	34	32	19	19	12	9	4	4	40	35	139	135
	Cheyenne	18	20	21	24	15	14	5	1	1	1	22	23	82	83
	Kiowa	5	8	10	8	6	6	13	14	1	1	22	22	57	59
	Prowers	350	343	102	114	111	109	104	109	5	4	63	52	735	731
	Total	403	407	167	178	151	148	134	133	11	10	147	132	1,013	1,008
16	Bent	137	177	70	78	44	49	33	38	2	5	29	20	315	367
	Crowley	96	72	102	92	26	22	44	36	3	3	21	21	292	246
	Otero	361	342	197	188	126	127	179	175	30	27	77	76	970	935
	Total	594	591	369	358	196	198	256	249	35	35	127	117	1,577	1,548
17	Adams	5,246	4,992	8,224	8,253	2,978	2,901	1,945	1,882	558	600	1,099	1,099	20,050	19,727
	Broomfield	505	473	1,076	1,030	357	354	156	148	36	38	171	169	2,301	2,212
	Total	5,751	5,465	9,300	9,283	3,335	3,255	2,101	2,030	594	638	1,270	1,268	22,351	21,939
18	Arapahoe	4,004	3,736	10,418	10,460	3,281	3,305	2,219	2,213	916	949	1,630	1,626	22,468	22,289
	Douglas	1,304	1,306	3,706	3,636	1,578	1,586	1,076	1,032	245	241	639	577	8,548	8,378
	Elbert	105	104	291	289	136	123	54	52	15	15	62	64	663	647
	Lincoln	154	161	79	85	29	32	41	32	6	6	37	39	346	355
	Total	5,567	5,307	14,494	14,470	5,024	5,046	3,390	3,329	1,182	1,211	2,368	2,306	32,025	31,669
19	Weld	3,204	2,947	3,978	4,028	1,913	1,980	1,961	1,687	259	249	1,100	1,073	12,415	11,964
20	Boulder	2,559	2,652	3,533	3,473	1,432	1,525	910	846	480	484	917	953	9,831	9,933
21	Mesa	2,454	2,426	1,871	1,833	1,211	1,164	1,093	1,053	370	366	592	587	7,591	7,429
22	Dolores	14	12	46	48	12	15	7	9	0	0	21	21	100	105
	Montezuma	487	454	277	271	171	159	134	121	14	13	120	119	1,203	1,137
	Total	501	466	323	319	183	174	141	130	14	13	141	140	1,303	1,242
State Total		56,292	54,573	87,295	87,015	33,610	33,807	22,847	21,620	7,779	7,804	16,191	16,116	224,014	220,935

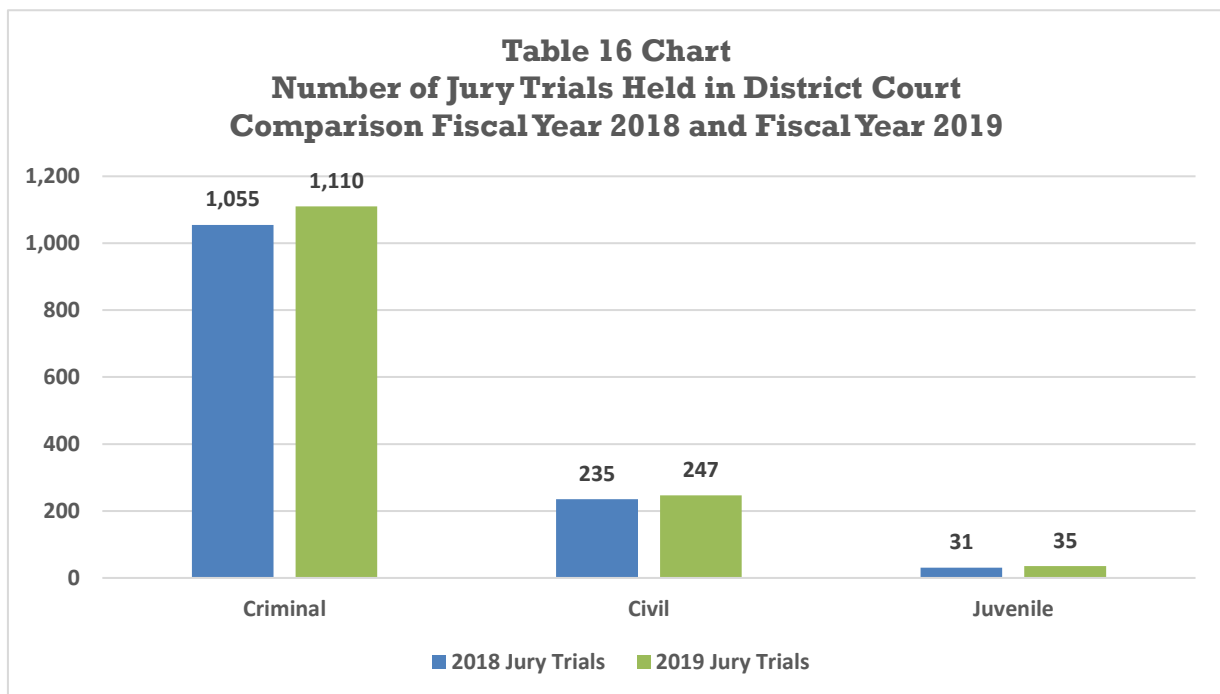
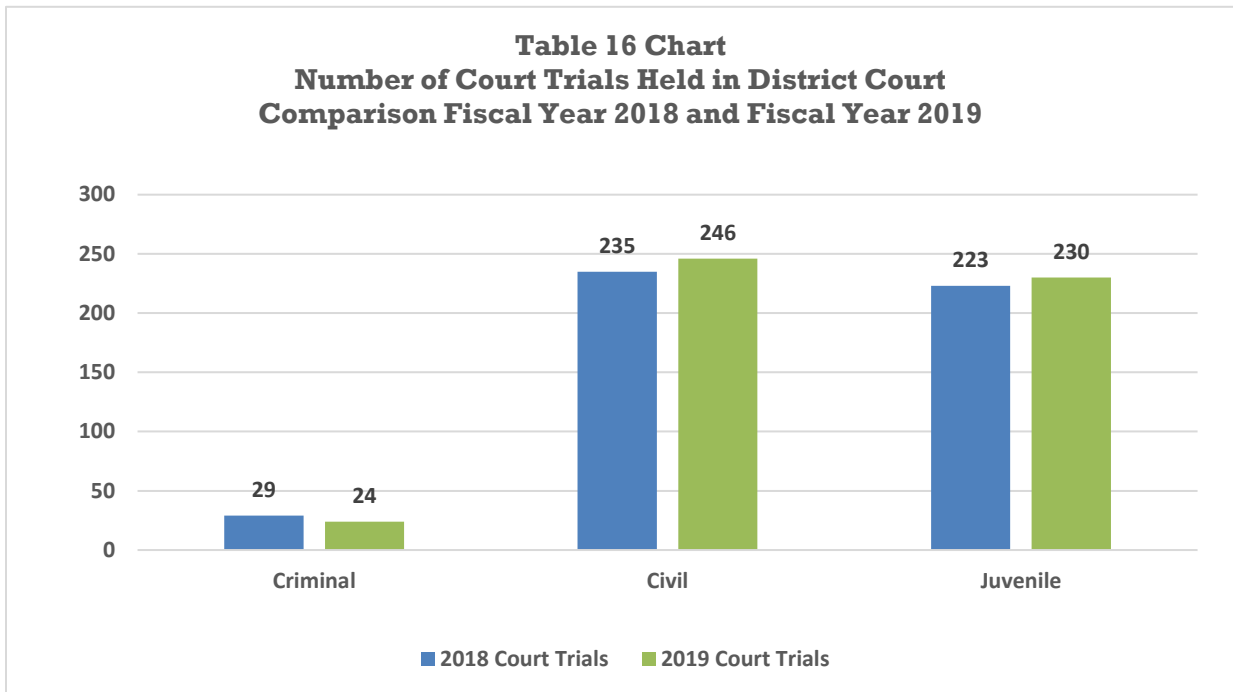
Table 16:
Number of Court and Jury Trials Held in District Court
Fiscal Year 2019

Judicial District	Court Location	Criminal		Civil		Juvenile		Total	
		Court Trials	Jury Trials	Court Trials	Jury Trials	Court Trials	Jury Trials	Court Trials	Jury Trials
1	Gilpin	1	4	1	0	1	0	3	4
	Jefferson	2	123	38	16	22	0	62	139
	Total	3	127	39	16	23	0	65	143
2	Denver	2	132	49	61	0	0	51	193
	Denver Juvenile	0	0	0	0	30	6	30	6
	Total	2	132	49	61	30	6	81	199
3	Huerfano	0	1	0	0	0	0	0	1
	Las Animas	0	0	2	1	0	0	2	1
	Total	0	1	2	1	0	0	2	2
4	El Paso	3	218	13	31	18	5	34	254
	Teller	0	7	2	0	1	0	3	7
	Total	3	225	15	31	19	5	37	261
5	Clear Creek	0	2	1	0	2	0	3	2
	Eagle	0	7	1	3	1	0	2	10
	Lake	1	2	0	0	2	0	3	2
	Summit	0	4	2	0	0	0	2	4
	Total	1	15	4	3	5	0	10	18
6	Archuleta	0	3	1	0	0	0	1	3
	La Plata	0	12	1	1	2	0	3	13
	San Juan	0	0	0	0	0	0	0	0
	Total	0	15	2	1	2	0	4	16
7	Delta	0	5	4	0	0	0	4	5
	Gunnison	1	1	1	1	0	0	2	2
	Hinsdale	0	0	0	0	0	0	0	0
	Montrose	1	6	3	2	0	0	4	8
	Ouray	0	0	1	0	0	0	1	0
	San Miguel	0	1	0	0	0	0	0	1
	Total	2	13	9	3	0	0	11	16
8	Jackson	0	0	0	0	0	0	0	0
	Larimer	1	37	13	16	7	1	21	54
	Total	1	37	13	16	7	1	21	54
9	Garfield	1	11	1	3	2	0	4	14
	Pitkin	0	1	5	3	0	0	5	4
	Rio Blanco	0	1	0	0	0	1	0	2
	Total	1	13	6	6	2	1	9	20
10	Pueblo	0	38	4	6	12	0	16	44
11	Chaffee	0	4	1	1	0	0	1	5
	Custer	0	0	0	0	0	1	0	1
	Fremont	0	6	3	1	1	1	4	8
	Park	0	1	1	1	1	0	2	2
	Total	0	11	5	3	2	2	7	16

Table 16:
Number of Court and Jury Trials Held in District Court
Fiscal Year 2019

Judicial District	Court Location	Criminal		Civil		Juvenile		Total	
		Court Trials	Jury Trials	Court Trials	Jury Trials	Court Trials	Jury Trials	Court Trials	Jury Trials
12	Alamosa	0	5	0	0	5	3	5	8
	Conejos	0	4	0	0	0	0	0	4
	Costilla	0	2	0	1	1	0	1	3
	Mineral	0	1	0	0	0	0	0	1
	Rio Grande	0	1	0	0	3	0	3	1
	Saguache	1	4	0	0	1	0	2	4
	Total	1	17	0	1	10	3	11	21
13	Kit Carson	0	2	1	0	1	0	2	2
	Logan	1	5	1	0	1	1	3	6
	Morgan	0	6	2	1	2	1	4	8
	Phillips	0	0	0	0	1	0	1	0
	Sedgwick	0	0	1	0	0	0	1	0
	Washington	0	1	0	0	0	0	0	1
	Yuma	0	0	0	0	1	0	1	0
	Total	1	14	5	1	6	2	12	17
14	Grand	0	0	1	0	0	0	1	0
	Moffat	0	10	1	0	0	0	1	10
	Routt	0	7	1	0	2	0	3	7
	Total	0	17	3	0	2	0	5	17
15	Baca	0	1	0	0	0	0	0	1
	Cheyenne	0	1	0	0	0	0	0	1
	Kiowa	0	0	1	0	0	1	1	1
	Prowers	0	2	2	0	0	0	2	2
	Total	0	4	3	0	0	1	3	5
16	Bent	0	0	1	0	0	0	1	0
	Crowley	0	0	0	0	0	0	0	0
	Otero	1	4	0	0	0	0	1	4
	Total	1	4	1	0	0	0	2	4
17	Adams	0	88	16	23	25	5	41	116
	Broomfield	0	10	0	2	0	0	0	12
	Total	0	98	16	25	25	5	41	128
18	Arapahoe	1	118	35	33	49	4	85	155
	Douglas	0	30	9	12	3	0	12	42
	Elbert	0	5	0	0	0	0	0	5
	Lincoln	0	7	1	0	0	0	1	7
	Total	1	160	45	45	52	4	98	209
19	Weld	1	64	11	11	9	0	21	75
20	Boulder	0	35	9	15	9	2	18	52
21	Mesa	6	65	4	2	14	3	24	70
22	Dolores	0	0	1	0	0	0	1	0
	Montezuma	0	5	0	0	1	0	1	5
	Total	0	5	1	0	1	0	2	5
State Total		24	1,110	246	247	230	35	500	1,392

Table 16 Chart
Number of Court and Jury Trials Held in District Court
Comparison Fiscal Year 2018 and Fiscal Year 2019



**Table 17:
District Court Civil Filings by Case Type
Fiscal Year 2019**

Judicial District	Court Location	Breach of Contract	Breach of Warranty	County Court Counter Claim	Condemnation	Confirm Arbitration Award	Conservation Easements	County Court or Municipal Appeal	Declaratory Judgment	Determination of Interests	Disclaimer	Distraint Warrant
1	Gilpin	2	0	1	0	0	0	5	1	0	0	56
	Jefferson	261	4	0	8	1	0	53	21	1	0	5,151
	Total	263	4	1	8	1	0	58	22	1	0	5,207
2	Denver	582	9	14	1	29	0	91	119	0	0	16,472
3	Huerfano	2	0	0	0	0	0	1	4	0	0	35
	Las Animas	10	0	0	2	0	0	1	5	1	0	117
	Total	12	0	0	2	0	0	2	9	1	0	152
4	El Paso	315	4	32	1	1	0	76	26	2	0	5,699
	Teller	3	1	0	0	0	0	9	4	2	0	202
	Total	318	5	32	1	1	0	85	30	4	0	5,901
5	Clear Creek	2	0	0	0	0	0	2	0	2	0	83
	Eagle	24	0	0	2	0	0	6	11	0	0	597
	Lake	2	0	1	0	0	0	2	1	0	0	65
	Summit	8	0	0	0	0	0	3	5	0	0	320
	Total	36	0	1	2	0	0	13	17	2	0	1,065
6	Archuleta	6	0	0	0	0	0	1	12	0	0	110
	La Plata	20	0	0	1	0	0	5	3	0	0	402
	San Juan	0	0	0	0	0	0	0	0	0	0	24
	Total	26	0	0	1	0	0	6	15	0	0	536
7	Delta	9	1	0	0	0	0	2	4	0	0	211
	Gunnison	7	0	0	0	0	0	5	3	0	0	135
	Hinsdale	0	0	0	0	0	0	0	1	0	0	9
	Montrose	7	2	0	0	0	0	10	4	0	0	269
	Ouray	1	1	0	0	0	0	1	1	0	0	30
	San Miguel	2	0	0	0	0	0	4	6	0	0	112
	Total	26	4	0	0	0	0	22	19	0	0	766
8	Jackson	0	0	0	0	0	0	0	0	0	0	7
	Larimer	133	3	0	12	0	0	30	17	1	0	2,364
	Total	133	3	0	12	0	0	30	17	1	0	2,371
9	Garfield	22	0	0	0	0	0	6	6	0	0	641
	Pitkin	23	0	0	2	0	0	7	4	0	0	233
	Rio Blanco	1	1	0	0	0	0	1	0	0	0	52
	Total	46	1	0	2	0	0	14	10	0	0	926
10	Pueblo	41	0	0	0	0	0	25	4	4	0	1,571
11	Chaffee	9	0	0	0	0	0	0	3	0	0	98
	Custer	1	0	0	0	0	0	2	0	0	0	32
	Fremont	10	0	2	0	0	0	13	6	0	0	281
	Park	6	0	0	0	1	0	4	0	0	0	140
	Total	26	0	2	0	1	0	19	9	0	0	551

**Table 17:
District Court Civil Filings by Case Type
Fiscal Year 2019**

Judicial District	Court Location	Employment Discrimination	Foreclosure Other Than Rule 120	Forcible Entry and Detainer	Foreign Judgment	Fraud	Goods Sold and Delivered	Injunctive Relief	Landlord-Tenant	Lien	Malpractice
1	Gilpin	0	1	1	1	0	0	0	0	0	0
	Jefferson	4	61	47	42	13	6	18	5	1	15
	<i>Total</i>	4	62	48	43	13	6	18	5	1	15
2	Denver	23	75	88	60	68	97	120	63	5	98
3	Huerfano	0	0	3	0	1	0	0	0	0	0
	Las Animas	0	1	0	0	1	0	2	0	0	0
	<i>Total</i>	0	1	3	0	2	0	2	0	0	0
4	El Paso	8	73	35	62	13	15	31	3	1	16
	Teller	0	3	2	1	0	0	5	0	0	0
	<i>Total</i>	8	76	37	63	13	15	36	3	1	16
5	Clear Creek	0	1	0	0	0	0	1	0	0	0
	Eagle	0	59	4	6	2	2	6	0	0	0
	Lake	0	0	0	0	0	0	0	0	0	0
	Summit	0	12	1	2	0	1	3	1	1	1
	<i>Total</i>	0	72	5	8	2	3	10	1	1	1
6	Archuleta	1	27	2	2	0	0	2	0	0	0
	La Plata	0	3	2	10	1	0	7	1	0	2
	San Juan	0	0	0	0	0	0	0	0	0	0
	<i>Total</i>	1	30	4	12	1	0	9	1	0	2
7	Delta	0	5	1	3	0	2	2	0	0	0
	Gunnison	0	5	0	1	1	0	2	0	0	1
	Hinsdale	0	0	0	0	0	0	0	0	0	0
	Montrose	0	4	2	3	2	0	3	0	0	3
	Ouray	1	3	0	1	0	1	0	0	0	0
	San Miguel	0	3	0	0	2	0	3	0	0	1
8	<i>Total</i>	0	20	3	8	5	3	10	0	0	5
	Jackson	0	0	0	0	0	0	0	0	0	0
	Larimer	4	27	7	15	10	5	25	1	5	10
9	<i>Total</i>	4	27	7	15	10	5	25	1	5	10
	Garfield	1	6	1	7	1	2	2	1	0	0
	Pitkin	1	5	5	2	3	0	0	0	1	0
	Rio Blanco	0	0	0	0	1	0	0	0	0	0
10	<i>Total</i>	2	11	6	9	5	2	2	1	1	0
	Pueblo	1	7	5	8	4	2	16	1	1	9
11	Chaffee	0	1	0	2	1	0	3	0	0	1
	Custer	1	0	0	2	0	0	2	0	0	0
	Fremont	0	3	2	3	4	0	8	0	0	0
	Park	0	5	1	1	1	0	2	0	0	0
	<i>Total</i>	0	9	3	8	6	0	15	0	0	1

**Table 17:
District Court Civil Filings by Case Type
Fiscal Year 2019**

		Motion to Approve Transfer of Structured Settlement								Personal Injury - Motor Vehicle	
Judicial District	Court Location	Mechanics Lien	Money	Name Change	Negligence	Note	Other	Out of State Subpoena	Personal Injury		
1	Gilpin	0	3	0	0	0	1	0	2	2	
	Jefferson	31	395	9	38	49	9	112	83	326	
	Total	31	398	9	38	49	9	113	85	328	
2	Denver	131	358	20	85	109	102	154	225	1,072	
3	Huerfano	1	6	3	0	0	5	1	1	5	
	Las Animas	0	11	0	5	0	8	0	2	2	
	Total	1	17	3	5	0	13	1	3	7	
4	El Paso	28	481	23	37	43	7	177	110	556	
	Teller	1	9	1	0	3	1	13	3	8	
	Total	29	490	24	37	46	8	190	113	564	
5	Clear Creek	0	4	1	0	0	2	1	3	7	
	Eagle	7	30	1	1	8	0	38	10	5	
	Lake	0	6	0	0	0	4	0	1	1	
	Summit	7	30	0	0	4	0	6	18	8	
	Total	14	70	2	1	12	0	50	32	21	
6	Archuleta	2	6	0	1	2	0	0	1	1	
	La Plata	0	37	4	4	7	1	13	10	11	
	San Juan	0	0	0	0	0	0	0	0	0	
	Total	2	43	4	5	9	1	13	11	12	
7	Delta	0	24	1	3	2	0	0	1	5	
	Gunnison	2	12	0	0	1	0	7	1	0	
	Hinsdale	0	0	0	0	0	0	1	0	0	
	Montrose	1	32	1	3	2	2	2	3	4	
	Ouray	1	1	0	0	0	1	2	1	1	
	San Miguel	2	5	0	0	2	0	1	2	6	
	Total	6	74	3	6	7	3	6	8	16	
8	Jackson	0	1	0	0	0	1	0	0	0	
	Larimer	13	184	9	37	30	5	20	45	182	
	Total	13	185	9	37	30	5	20	45	182	
9	Garfield	5	56	3	3	5	7	6	3	12	
	Pitkin	5	20	0	1	7	0	9	9	3	
	Rio Blanco	0	3	0	0	0	0	0	0	0	
	Total	10	79	3	4	12	0	15	12	15	
10	Pueblo	7	128	4	22	8	3	4	33	147	
11	Chaffee	1	10	0	1	3	0	1	4	5	
	Custer	0	3	0	0	1	0	0	0	0	
	Fremont	1	31	1	0	4	0	4	5	11	
	Park	0	5	2	0	6	0	1	4	5	
	Total	2	49	3	1	14	0	6	13	21	

**Table 17:
District Court Civil Filings by Case Type
Fiscal Year 2019**

Judicial District	Court Location	Petition to Seal Criminal Conviction	Petition to Seal Criminal Record	Property Damage	Protection Order	Public Nuisance	Public Utilities	Replevin	Review - Other Local Government / Person	Rule 105 Quiet Title	Rule 106 - Writs / Contempt	Rule 120 Deed of Trust
1	Gilpin	0	2	0	0	0	0	1	2	4	1	1
	Jefferson	34	24	5	0	1	0	28	13	25	7	308
	Total	34	26	5	0	1	0	29	15	29	8	309
2	Denver	97	122	2	5	138	2	54	67	24	46	376
3	Huerfano	1	1	0	0	0	0	0	0	7	0	15
	Las Animas	0	14	1	0	0	0	4	0	7	10	23
	Total	1	15	1	0	0	0	4	0	14	10	38
4	El Paso	16	38	2	0	72	0	43	12	27	26	717
	Teller	0	0	2	0	1	0	2	1	1	0	41
	Total	16	38	4	0	73	0	45	13	28	26	758
5	Clear Creek	0	0	0	0	0	0	0	0	2	1	12
	Eagle	1	5	1	0	0	0	2	3	30	1	50
	Lake	1	0	0	0	0	0	0	0	4	0	2
	Summit	3	2	0	0	0	0	1	2	4	1	20
	Total	5	7	1	0	0	0	3	5	40	3	84
6	Archuleta	0	0	0	1	5	0	1	0	12	0	14
	La Plata	7	5	1	0	0	0	2	4	13	1	45
	San Juan	0	0	0	0	0	0	1	0	2	0	0
	Total	7	5	1	1	5	0	4	4	27	1	77
7	Delta	0	1	1	1	0	0	3	0	2	2	44
	Gunnison	1	13	0	0	0	0	0	0	3	0	3
	Hinsdale	0	0	0	0	0	0	0	0	1	0	0
	Montrose	4	2	0	1	0	0	2	1	11	0	45
	Ouray	1	1	0	0	0	0	0	0	1	1	8
	San Miguel	0	5	0	1	0	0	0	0	1	0	7
	Total	6	22	1	3	0	0	5	1	19	3	107
8	Jackson	0	0	0	0	0	0	0	0	0	0	4
	Larimer	19	30	3	0	21	0	24	15	16	5	129
	Total	19	30	3	0	21	0	24	15	16	5	133
9	Garfield	4	2	1	0	0	0	6	3	1	4	62
	Pitkin	1	4	1	0	0	0	0	0	6	1	14
	Rio Blanco	0	1	0	0	0	0	1	0	1	0	14
	Total	5	7	2	0	0	0	7	3	8	5	90
10	Pueblo	13	18	2	0	1	0	11	5	21	5	273
11	Chaffee	1	4	0	0	0	0	0	0	3	12	2
	Custer	1	0	0	0	0	0	1	0	2	0	7
	Fremont	2	4	0	1	0	0	7	0	9	67	59
	Park	1	2	0	0	0	0	2	1	9	0	26
	Total	5	10	0	1	0	0	10	1	23	79	94

**Table 17:
District Court Civil Filings by Case Type
Fiscal Year 2019**

Judicial District	Court Location	Services Rendered	Sexual Harassment	Special District	Specific Performance	Unemployment Compensation	Wages	Workman's Compensation	Writ of Habeas Corpus	Wrongful Death	Wrongful Death – Motor Vehicle	Total	Total minus Distant and Rule 120 Cases
1	Gilpin	0	0	0	0	0	0	0	0	1	0	88	31
	Jefferson	6	1	3	1	0	4	0	1	8	0	7,270	1,811
	Total	6	1	3	1	0	4	0	1	9	0	7,358	1,842
2	Denver	180	1	14	10	0	44	104	17	16	8	21,782	4,934
3	Huerfano	0	0	0	0	0	1	0	0	2	0	95	45
	Las Animas	0	0	0	0	0	0	0	11	0	1	239	99
	Total	0	0	0	0	0	1	0	11	2	1	334	144
4	El Paso	3	0	11	1	1	5	1	21	12	2	8,936	2,520
	Teller	0	0	1	0	0	0	0	0	1	0	323	80
	Total	3	0	12	1	1	5	1	21	13	2	9,259	2,600
5	Clear Creek	0	0	0	0	0	0	0	0	0	0	124	29
	Eagle	0	0	1	1	0	2	0	1	0	0	929	282
	Lake	0	0	0	0	0	0	0	0	0	0	90	23
	Summit	0	0	1	0	0	0	0	0	0	0	469	129
	Total	0	0	2	1	0	2	0	1	0	0	1,612	463
6	Archuleta	0	0	0	0	0	1	0	0	0	0	211	87
	La Plata	0	0	0	0	0	1	0	0	2	0	643	196
	San Juan	0	0	0	1	0	0	0	0	0	0	28	4
	Total	0	0	0	1	0	2	0	0	2	0	882	287
7	Delta	0	0	1	0	0	0	0	4	2	0	338	83
	Gunnison	0	0	1	0	0	2	0	0	0	0	207	69
	Hinsdale	0	0	1	0	0	0	0	0	0	0	13	4
	Montrose	0	0	0	0	0	0	0	0	0	1	442	128
	Ouray	0	0	0	0	0	0	0	0	0	0	60	22
	San Miguel	0	0	0	0	0	0	0	0	0	0	169	50
	Total	0	0	3	0	0	2	0	4	2	1	1,229	356
8	Jackson	0	0	0	0	0	0	0	0	0	0	13	2
	Larimer	2	0	13	0	1	9	0	0	4	2	3,536	1,043
	Total	2	0	13	0	1	9	0	0	4	2	3,549	1,045
9	Garfield	0	0	0	0	0	0	2	2	0	0	883	180
	Pitkin	0	0	0	0	0	0	0	1	0	0	380	133
	Rio Blanco	0	0	0	0	0	0	0	0	0	0	76	10
	Total	0	0	0	0	0	0	2	3	0	0	1,339	323
10	Pueblo	1	0	5	0	0	2	0	0	7	1	2,454	610
11	Chaffee	0	0	0	0	0	0	0	30	0	0	203	103
	Custer	0	0	0	0	0	0	0	2	0	0	62	23
	Fremont	0	0	0	0	0	2	0	204	3	0	761	421
	Park	0	0	0	0	0	0	0	0	1	0	229	63
	Total	0	0	0	0	0	2	0	236	4	0	1,255	609

**Table 17:
District Court Civil Filings by Case Type
Fiscal Year 2019**

Judicial District	Court Location	Breach of Contract	Breach of Warranty	County Court Counter Claim	Condemnation	Confirm Arbitration Award	Conservation Easements	County Court or Municipal Appeal	Declaratory Judgment	Determination of Interests	Disclaimer	Distrain Warrant
12	Alamosa	7	0	0	0	0	0	4	2	0	0	113
	Conejos	4	0	0	0	0	0	1	1	0	0	55
	Costilla	2	0	0	0	0	0	4	1	0	0	25
	Mineral	2	0	0	0	0	0	0	0	0	0	5
	Rio Grande	2	0	0	0	0	0	1	1	0	0	67
	Saguache	2	0	0	0	0	0	2	0	0	0	37
	Total	19	0	0	0	0	0	12	5	0	0	302
13	Kit Carson	5	0	0	0	0	0	0	0	0	0	33
	Logan	4	0	0	0	0	0	1	5	0	0	105
	Morgan	6	0	0	0	0	0	2	2	0	0	215
	Phillips	2	0	0	0	0	0	1	0	0	0	28
	Sedgwick	0	0	0	0	0	0	2	0	0	0	12
	Washington	4	0	0	0	0	0	0	0	0	0	29
	Yuma	2	0	0	0	0	0	1	2	0	0	83
	Total	23	0	0	0	0	0	7	9	0	0	505
14	Grand	6	1	0	0	0	0	4	2	2	0	143
	Moffat	1	0	0	0	0	0	3	1	0	0	137
	Routt	10	2	0	0	0	0	3	4	0	0	206
	Total	17	3	0	0	0	0	10	7	2	0	486
15	Baca	1	0	0	0	0	0	2	0	0	0	13
	Cheyenne	0	0	0	0	0	0	0	0	0	0	9
	Kiowa	0	0	0	0	0	0	0	0	0	0	4
	Prowers	4	0	0	0	0	0	2	1	0	0	64
	Total	5	0	0	0	0	0	4	1	0	0	90
16	Bent	2	0	0	1	0	0	1	0	1	0	36
	Crowley	0	0	0	0	0	0	2	0	0	0	30
	Otero	3	0	0	2	0	0	1	0	0	0	101
	Total	5	0	0	3	0	0	4	0	1	0	167
17	Adams	212	2	8	6	1	0	48	16	3	0	6,107
	Broomfield	29	0	2	0	284	0	5	5	0	0	520
	Total	241	2	10	6	285	0	53	21	3	0	6,627
18	Arapahoe	330	10	1	2	3	0	86	33	2	0	7,231
	Douglas	135	1	0	3	3	0	13	16	1	0	2,451
	Elbert	7	0	0	6	0	0	0	2	0	0	192
	Lincoln	3	0	0	0	0	0	0	0	0	0	41
	Total	475	11	1	11	6	0	99	51	3	0	9,915
19	Weld	108	1	4	71	1	0	37	18	1	0	2,823
20	Boulder	158	1	4	1	1	0	47	17	1	0	2,234
21	Mesa	38	0	2	1	1	0	26	13	0	0	1,192
22	Dolores	2	0	0	1	0	0	2	0	0	0	29
	Montezuma	6	0	0	0	0	0	6	3	0	0	174
	Total	8	0	0	1	0	0	8	3	0	0	203
State Total		2,606	44	71	123	326	0	672	416	24	0	60,062
Percent of State Total		3%	0.05%	0.08%	0.14%	0.37%	0.000%	1%	0.48%	0.03%	0%	69%

**Table 17:
District Court Civil Filings by Case Type
Fiscal Year 2019**

Judicial District	Court Location	Employment Discrimination	Foreclosure Other Than Rule 120	Forcible Entry and Detainer	Foreign Judgment	Fraud	Goods Sold and Delivered	Injunctive Relief	Landlord-Tenant	Lien	Malpractice
12	Alamosa	0	0	0	1	1	0	1	0	0	0
	Conejos	0	2	1	0	0	0	1	0	0	0
	Costilla	0	1	0	0	0	0	1	0	0	1
	Mineral	0	0	0	0	0	0	0	0	0	0
	Rio Grande	0	1	0	2	0	0	2	0	0	1
	Saguache	0	3	1	0	0	0	0	0	0	0
	<i>Total</i>	0	7	2	3	1	0	5	0	0	2
13	Kit Carson	0	0	0	0	0	1	0	0	0	0
	Logan	0	0	1	0	0	1	3	0	1	0
	Morgan	0	1	4	0	0	2	2	0	0	0
	Phillips	0	0	1	0	0	1	0	0	0	0
	Sedgwick	0	0	0	2	0	0	0	0	0	0
	Washington	0	0	0	1	0	0	0	0	0	0
	Yuma	0	0	0	1	0	1	0	0	0	0
	<i>Total</i>	0	1	6	4	0	6	5	0	1	0
14	Grand	0	18	1	0	0	1	2	0	0	0
	Moffat	0	2	0	0	1	1	0	0	0	1
	Routt	0	11	1	6	2	2	1	2	0	0
	<i>Total</i>	0	31	2	6	3	4	3	2	0	1
15	Baca	0	0	0	1	0	0	1	0	0	0
	Cheyenne	0	0	0	0	0	0	0	0	0	0
	Kiowa	0	0	0	0	0	0	1	0	0	0
	Prowers	0	0	0	1	0	0	1	0	0	0
	<i>Total</i>	0	0	0	2	0	0	3	0	0	0
16	Bent	0	0	1	0	1	0	0	0	0	0
	Crowley	0	1	0	1	1	0	1	0	0	0
	Otero	0	1	0	0	2	0	1	1	0	0
	<i>Total</i>	0	2	1	1	4	0	2	1	0	0
17	Adams	4	67	28	27	8	13	15	6	1	12
	Broomfield	0	4	5	5	2	2	1	1	1	1
	<i>Total</i>	4	71	33	32	10	15	16	7	2	13
18	Arapahoe	6	187	84	60	22	12	21	5	5	16
	Douglas	2	83	16	32	8	14	9	3	2	8
	Elbert	0	10	3	2	0	0	0	1	0	0
	Lincoln	0	0	0	0	0	0	0	0	0	0
	<i>Total</i>	8	280	103	94	30	26	30	9	7	24
19	Weld	4	27	4	19	10	3	4	0	2	2
20	Boulder	6	15	12	17	9	6	23	7	0	14
21	Mesa	0	5	4	5	1	3	4	0	0	11
22	Dolores	0	0	0	1	0	0	0	0	0	0
	Montezuma	0	2	1	3	0	0	3	0	0	2
	<i>Total</i>	0	2	1	4	0	0	3	0	0	2
<i>State Total</i>		65	831	377	421	197	196	361	102	27	226
<i>Percent of State Total</i>		0.074%	1%	0.43%	0.482%	0.23%	0.22%	0.41%	0.12%	0.03%	0.26%

**Table 17:
District Court Civil Filings by Case Type
Fiscal Year 2019**

Judicial District	Court Location	Mechanics		Motion to Approve Transfer of Structured Settlement	Name Change	Negligence	Note	Other	Out of State Subpoena	Personal Injury	Personal Injury - Motor Vehicle
		Lien	Money								
12	Alamosa	1	17	2	9	3	0	8	0	6	11
	Conejos	0	1	0	1	0	0	2	0	0	1
	Costilla	0	3	0	1	2	0	1	0	0	0
	Mineral	0	2	0	0	0	0	1	0	0	0
	Rio Grande	0	0	2	1	0	0	1	0	0	4
	Saguache	0	1	0	0	0	0	2	0	0	0
	Total	1	24	4	12	5	0	15	0	6	16
13	Kit Carson	0	3	0	0	0	0	5	0	1	0
	Logan	1	8	2	10	2	0	25	1	2	2
	Morgan	1	15	0	1	1	0	12	1	4	5
	Phillips	0	3	0	0	0	0	1	0	0	1
	Sedgwick	0	3	0	0	0	0	1	0	0	0
	Washington	0	2	0	0	0	0	5	0	0	0
	Yuma	0	5	0	0	0	1	3	1	0	0
	Total	2	39	2	11	3	1	52	3	7	8
14	Grand	2	10	0	1	3	0	4	1	1	5
	Moffat	0	5	0	1	0	0	4	1	0	1
	Routt	3	24	0	2	3	1	5	1	9	14
	Total	5	39	0	4	6	1	13	3	10	20
15	Baca	0	2	2	0	0	0	5	0	0	1
	Cheyenne	0	0	8	0	0	0	1	0	1	0
	Kiowa	0	1	0	0	0	0	0	2	0	0
	Prowers	0	6	0	0	2	0	5	1	0	2
	Total	0	9	10	0	2	0	11	3	1	3
16	Bent	1	0	0	0	0	0	0	1	0	0
	Crowley	0	6	0	0	0	0	5	1	0	0
	Otero	0	15	0	4	3	0	5	1	0	7
	Total	1	21	0	4	3	0	10	3	0	7
17	Adams	23	342	21	27	37	11	76	15	85	356
	Broomfield	6	47	1	4	4	1	13	10	8	45
	Total	29	389	22	31	41	12	89	25	93	401
18	Arapahoe	28	512	24	39	81	3	172	76	125	539
	Douglas	7	223	3	16	40	10	56	33	47	178
	Elbert	1	17	0	1	1	0	4	2	1	4
	Lincoln	0	2	0	0	0	0	16	0	1	0
	Total	36	754	27	56	122	13	248	111	174	721
19	Weld	17	185	6	7	22	2	46	8	28	122
20	Boulder	12	174	1	23	41	5	59	51	76	257
21	Mesa	0	125	4	26	9	2	57	12	15	51
22	Dolores	0	0	0	0	1	0	2	1	0	1
	Montezuma	0	18	1	0	1	0	6	1	4	2
	Total	0	18	1	0	2	0	8	2	4	3
State Total		349	3,668	161	415	552	167	1,310	578	994	3,994
Percent of State Total		0.40%	4%	0.18%	0.48%	0.63%	0.19%	1.50%	0.66%	1%	5%

Table 17:
District Court Civil Filings by Case Type
Fiscal Year 2019

Judicial District	Court Location	Petition to Seal Criminal Conviction	Petition to Seal Criminal Record	Property Damage	Protection Order	Public Nuisance	Public Utilities	Replevin	Review - Other Local Government / Person	Rule 105 Quiet Title	Rule 106 - Writs / Contempt	Rule 120 Deed of Trust
12	Alamosa	3	5	0	0	0	0	2	0	2	0	17
	Conejos	0	2	0	0	0	0	3	0	2	0	9
	Costilla	0	0	0	0	0	0	2	0	6	0	6
	Mineral	0	0	0	0	0	0	0	0	2	0	1
	Rio Grande	1	1	0	0	0	0	0	1	5	1	14
	Saguache	0	0	0	0	0	0	4	0	8	0	15
	Total	4	8	0	0	0	0	11	1	25	1	62
13	Kit Carson	0	0	0	0	0	0	3	0	3	0	11
	Logan	4	3	0	0	0	0	1	1	2	38	29
	Morgan	6	1	1	0	0	0	5	0	1	0	32
	Phillips	0	0	0	0	0	0	0	0	0	0	4
	Sedgwick	0	0	0	0	0	0	0	0	0	0	4
	Washington	0	0	1	0	0	0	0	0	1	0	8
	Yuma	0	0	0	0	0	0	1	0	1	0	9
	Total	10	4	2	0	0	0	10	1	8	38	97
14	Grand	1	1	0	0	0	0	0	3	10	2	10
	Moffat	2	2	0	0	0	0	0	0	2	0	20
	Routt	6	1	1	0	0	0	0	3	3	0	13
	Total	9	4	1	0	0	0	0	6	15	2	43
15	Baca	0	0	0	0	3	0	0	0	1	0	2
	Cheyenne	0	0	0	0	0	0	1	0	0	0	1
	Kiowa	0	0	0	0	0	0	0	0	1	0	1
	Prowers	1	2	1	0	0	0	1	0	1	0	6
	Total	1	2	1	0	3	0	2	0	3	0	10
16	Bent	0	0	0	0	0	0	3	0	0	7	8
	Crowley	0	0	0	0	0	0	2	0	5	32	6
	Otero	1	1	0	0	0	0	0	1	15	0	31
	Total	1	1	0	0	0	0	5	1	20	39	45
17	Adams	17	26	3	0	18	0	42	6	23	13	455
	Broomfield	5	11	2	0	2	0	8	0	2	0	34
	Total	22	37	5	0	20	0	50	6	25	13	489
18	Arapahoe	51	59	7	2	12	0	54	9	21	13	439
	Douglas	12	19	2	1	1	0	15	3	5	9	209
	Elbert	0	1	0	0	1	0	0	0	3	0	31
	Lincoln	1	0	1	0	0	0	1	0	0	5	5
	Total	64	79	10	3	14	0	70	12	29	27	684
19	Weld	6	8	4	0	0	0	44	2	17	2	278
20	Boulder	32	57	5	0	10	0	15	12	13	9	87
21	Mesa	18	4	1	2	2	0	18	0	11	1	195
22	Dolores	0	1	0	0	0	0	1	0	2	0	2
	Montezuma	0	3	0	0	0	0	2	0	3	0	36
	Total	0	4	0	0	0	0	3	0	5	0	38
State Total		375	508	51	15	288	2	424	170	420	323	4,367
Percent of State Total		0.43%	1%	0.06%	0.02%	0.33%	0.00%	0.49%	0.19%	0.48%	0.37%	5%

**Table 17:
District Court Civil Filings by Case Type
Fiscal Year 2019**

Judicial District	Court Location	Services Rendered	Sexual Harassment	Special District	Specific Performance	Unemployment Compensation	Wages	Workman's Compensation	Writ of Habeas Corpus	Wrongful Death	Wrongful Death – Motor Vehicle	Total	Total minus Distant and Rule 120 Cases
12	Alamosa	0	0	0	0	0	1	0	0	0	0	216	86
	Conejos	0	0	0	0	0	0	0	0	0	0	86	22
	Costilla	0	0	0	0	0	0	0	0	0	0	56	25
	Mineral	0	0	0	0	0	0	0	0	0	0	13	7
	Rio Grande	0	0	0	0	0	0	0	0	0	0	108	27
	Saguache	0	0	0	0	0	0	0	0	0	1	76	24
	Total	0	0	0	0	0	1	0	0	0	1	555	191
13	Kit Carson	0	0	0	0	0	0	0	0	0	0	65	21
	Logan	0	0	0	0	0	0	0	22	0	1	275	141
	Morgan	0	0	0	0	0	0	0	0	0	0	320	73
	Phillips	0	0	0	0	0	0	0	0	0	0	42	10
	Sedgwick	0	0	0	0	0	0	0	0	0	0	24	8
	Washington	0	0	0	0	0	0	0	2	0	0	53	16
	Yuma	0	0	0	0	0	0	0	0	0	1	112	20
	Total	0	0	0	0	0	0	0	24	0	2	891	289
14	Grand	0	0	1	0	0	0	0	0	1	0	236	83
	Moffat	0	0	0	0	0	0	0	0	0	0	185	28
	Routt	0	0	1	0	0	0	0	0	0	0	340	121
	Total	0	0	2	0	0	0	0	0	1	0	761	232
15	Baca	0	0	0	0	0	0	0	0	0	0	34	19
	Cheyenne	0	0	0	0	0	0	0	0	0	0	21	11
	Kiowa	0	0	0	0	0	0	0	0	0	0	10	5
	Prowers	0	0	0	0	0	1	0	0	0	0	102	32
	Total	0	0	0	0	0	1	0	0	0	0	167	67
16	Bent	0	0	0	0	0	0	0	7	0	0	70	26
	Crowley	0	0	0	0	0	0	0	8	0	1	102	66
	Otero	0	0	0	0	0	0	0	0	1	0	197	65
	Total	0	0	0	0	0	0	0	15	1	1	369	157
17	Adams	3	3	17	1	2	2	0	6	5	5	8,224	1,662
	Broomfield	1	0	3	0	0	1	0	1	0	0	1,076	522
	Total	4	3	20	1	2	3	0	7	5	5	9,300	2,184
18	Arapahoe	7	3	5	2	0	9	0	0	9	1	10,418	2,748
	Douglas	2	0	6	0	0	5	1	0	3	0	3,706	1,046
	Elbert	0	0	1	0	0	0	0	0	0	0	291	68
	Lincoln	0	0	1	0	0	0	0	2	0	0	79	33
	Total	9	3	13	2	0	14	1	2	12	1	14,494	3,895
19	Weld	1	0	26	1	0	4	0	0	3	0	3,978	877
20	Boulder	2	1	3	2	0	4	0	2	4	3	3,533	1,212
21	Mesa	3	0	2	1	0	0	1	0	4	1	1,871	484
22	Dolores	0	0	0	0	0	0	0	0	0	0	46	15
	Montezuma	0	0	0	0	0	0	0	0	0	0	277	67
	Total	0	0	0	0	0	0	0	0	0	0	323	82
State Total		211	9	118	21	4	100	109	344	89	29	87,295	22,883
Percent of State Total		0.24%	0.010%	0.14%	0.02%	0.005%	0.11%	0.12%	0.39%	0.10%	0.03%	100%	

**Table 18:
District Court Criminal Filings by Case Type
Fiscal Year 2019**

Judicial District	Court Location	Arson	Assault	Bail Violation	Bribery-Tampering	Burglary	Child Abuse	Criminal Mischief	Cruelty to Animals	Driving Under the Influence	Drugs	Escape	Forgery	Fraud	Fugitive from Justice
1	Gilpin	0	17	0	0	5	0	5	0	18	151	0	2	10	8
	Jefferson	8	504	17	26	242	6	77	2	135	1,608	150	91	7	131
	Total	8	521	17	26	247	6	82	2	153	1,759	150	93	17	139
2	Denver	11	741	15	25	461	15	130	5	62	3,261	322	115	61	93
3	Huerfano	1	18	4	0	32	0	4	0	6	137	7	0	5	10
	Las Animas	0	38	0	1	26	0	17	0	6	68	1	8	0	26
	Total	1	56	4	1	58	0	21	0	12	205	8	8	5	36
4	El Paso	20	845	1	399	566	27	131	7	116	1,867	332	103	90	324
	Teller	2	22	0	1	16	1	9	0	23	110	4	8	0	22
	Total	22	867	1	400	582	28	140	7	139	1,977	336	111	90	346
5	Clear Creek	0	7	2	0	5	0	4	0	15	37	1	5	0	4
	Eagle	2	36	7	1	21	0	5	0	31	96	2	12	3	18
	Lake	0	10	0	0	6	0	1	0	3	7	0	2	2	4
	Summit	0	60	20	0	22	0	15	4	21	58	0	10	1	19
	Total	2	113	29	1	54	0	25	4	70	198	3	29	6	45
6	Archuleta	2	14	19	1	15	0	0	1	4	11	1	2	1	14
	La Plata	0	72	46	1	41	0	14	1	16	138	17	4	0	68
	San Juan	0	1	0	0	0	0	0	0	2	0	0	0	0	0
	Total	2	87	65	2	56	0	14	2	22	149	18	6	1	82
7	Delta	3	34	29	0	24	1	11	0	16	156	1	4	3	10
	Gunnison	0	15	6	0	7	1	7	0	10	16	2	1	1	2
	Hinsdale	0	0	0	0	0	0	0	0	0	0	0	0	1	0
	Montrose	5	52	13	1	22	3	7	3	13	247	13	5	4	13
	Montrose-Nucila	0	2	1	0	2	0	0	0	2	1	1	0	0	0
	Ouray	0	2	0	0	1	0	0	0	1	9	0	0	1	3
	San Miguel	0	10	0	0	10	1	1	0	2	11	1	0	0	3
	Total	8	115	49	1	66	6	26	3	44	440	18	10	10	31
8	Jackson	0	4	1	0	3	0	0	0	2	1	1	0	0	0
	Larimer	8	223	144	29	222	4	30	1	140	995	97	23	20	91
	Total	8	227	145	29	225	4	30	1	142	996	98	23	20	91
9	Garfield	0	60	0	3	45	2	11	0	43	258	1	17	2	31
	Pitkin	1	10	0	0	10	0	2	0	2	25	0	3	1	1
	Rio Blanco	1	2	0	0	3	2	0	0	7	14	0	0	1	8
	Total	2	72	0	3	58	4	13	0	52	297	1	20	4	40
10	Pueblo	9	222	30	5	200	11	27	1	33	698	114	30	16	60
11	Chaffee	4	36	2	0	11	0	3	0	3	70	7	14	4	11
	Custer	0	2	3	0	0	2	0	0	1	24	0	0	1	2
	Fremont	2	97	0	0	57	1	4	0	15	267	6	14	6	24
	Park	0	15	2	0	9	0	1	0	6	8	0	0	0	2
	Total	6	150	7	0	77	3	8	0	25	369	13	28	11	39

**Table 18:
District Court Criminal Filings by Case Type
Fiscal Year 2019**

Judicial District	Court Location	Gambling	Habitual Traffic	Homicide	Impersonation	Incest	Kidnapping	Menacing	Obstruction of Public Justice	Other	Perjury	Pornography
1	Gilpin	2	0	0	2	0	0	7	0	16	0	0
	Jefferson	0	2	40	62	0	26	147	18	207	0	0
	Total	2	2	40	64	0	26	154	18	223	0	0
2	Denver	0	1	106	42	0	51	205	41	134	0	0
3	Huerfano	0	0	5	4	0	5	12	1	16	0	0
	Las Animas	0	0	5	4	0	1	13	0	25	1	0
	Total	0	0	10	8	0	6	25	1	41	1	0
4	El Paso	0	1	122	46	0	91	414	52	293	0	1
	Teller	0	0	2	2	1	0	14	0	51	0	0
	Total	0	1	124	48	1	91	428	52	344	0	1
5	Clear Creek	0	0	1	11	0	1	8	1	7	0	0
	Eagle	0	2	3	19	0	4	13	4	15	0	1
	Lake	0	0	2	1	0	0	4	4	7	0	0
	Summit	0	0	1	13	0	3	23	3	20	0	0
	Total	0	2	7	44	0	8	48	12	49	0	1
6	Archuleta	0	0	1	3	0	2	16	2	6	0	0
	La Plata	0	0	10	34	0	3	38	2	41	1	0
	San Juan	0	0	0	1	0	0	1	0	1	0	0
	Total	0	0	11	38	0	5	55	4	48	1	0
7	Delta	0	1	0	10	0	2	11	0	24	0	0
	Gunnison	0	0	0	0	0	0	6	0	5	0	0
	Hinsdale	0	0	0	0	0	0	0	0	1	0	0
	Montrose	0	0	3	12	0	2	33	3	27	0	0
	Montrose-Nucla	0	0	0	0	0	0	2	0	1	0	0
	Ouray	0	0	0	0	0	0	1	0	1	0	0
	San Miguel	0	0	0	0	0	0	2	0	4	0	0
	Total	0	1	3	22	0	4	55	3	63	0	0
8	Jackson	0	0	0	0	0	0	0	0	4	0	0
	Larimer	0	1	9	162	0	15	98	29	157	0	0
	Total	0	1	9	162	0	15	98	29	161	0	0
9	Garfield	0	3	2	36	0	2	32	0	44	0	0
	Pitkin	0	0	0	5	0	0	3	0	11	0	0
	Rio Blanco	0	0	0	2	1	0	1	0	4	0	0
	Total	0	3	2	43	1	2	36	0	59	0	0
10	Pueblo	0	1	43	125	0	17	126	19	97	0	0
11	Chaffee	0	1	6	3	0	0	8	2	20	0	0
	Custer	0	0	0	2	0	0	9	0	7	0	0
	Fremont	0	0	6	4	0	1	28	2	63	0	0
	Park	0	0	1	0	0	0	13	0	14	0	0
	Total	0	1	13	9	0	1	58	4	104	0	0

**Table 18:
District Court Criminal Filings by Case Type
Fiscal Year 2019**

Judicial District	Court Location	Prostitution	Public Indecency	Abuse of Public Office	Public Peace and Order	Robbery	Sex Offenses	Tampering	Theft	Trespass	Vehicular Assault	Vehicular Homicide	Weapon	Total
1	Gilpin	0	0	0	0	3	4	0	40	10	1	0	6	307
	Jefferson	2	0	0	44	97	218	2	746	175	23	7	76	4,896
	Total	2	0	0	44	100	222	2	786	185	24	7	82	5,203
2	Denver	2	4	0	55	251	209	0	587	150	15	5	167	7,342
3	Huerfano	0	0	0	3	1	6	0	24	11	0	0	4	316
	Las Animas	0	0	0	0	2	4	1	42	14	0	0	3	306
	Total	0	0	0	3	3	10	1	66	25	0	0	7	622
4	El Paso	5	0	0	156	165	294	2	1,178	337	30	11	174	8,200
	Teller	0	0	0	1	1	9	6	17	7	1	0	8	338
	Total	5	0	0	157	166	303	8	1,195	344	31	11	182	8,538
5	Clear Creek	0	0	0	0	0	5	1	11	3	3	0	1	133
	Eagle	0	0	0	9	0	24	0	23	10	3	0	3	367
	Lake	0	0	0	3	0	4	1	5	4	0	0	2	72
	Summit	0	0	0	3	1	10	2	33	17	2	0	1	362
	Total	0	0	0	15	1	43	4	72	34	8	0	7	934
6	Archuleta	0	0	0	2	1	2	0	16	10	2	0	2	150
	La Plata	0	0	0	2	3	13	0	59	15	3	0	12	654
	San Juan	0	0	0	1	0	0	0	0	0	0	0	0	7
	Total	0	0	0	5	4	15	0	75	25	5	0	14	811
7	Delta	0	0	0	4	2	8	0	25	16	0	0	9	404
	Gunnison	0	0	0	1	1	5	3	17	10	0	0	3	119
	Hinsdale	0	0	0	0	0	0	0	0	0	0	0	0	2
	Montrose	0	0	0	11	4	15	0	54	19	0	0	14	598
	Montrose-Nucla	0	0	0	0	0	0	0	1	1	0	0	1	15
	Ouray	0	0	0	0	0	0	0	3	2	0	0	0	24
	San Miguel	0	0	0	0	0	3	1	6	8	1	1	0	65
	Total	0	0	0	16	7	31	4	106	56	1	1	27	1,227
8	Jackson	0	0	0	0	0	1	0	2	1	0	0	1	21
	Larimer	3	0	0	52	27	103	6	390	93	15	3	33	3,223
	Total	3	0	0	52	27	104	6	392	94	15	3	34	3,244
9	Garfield	0	0	0	3	3	25	3	49	23	2	1	11	712
	Pitkin	0	0	0	0	0	10	0	30	5	2	1	0	122
	Rio Blanco	0	0	0	0	0	4	1	5	0	0	0	3	59
	Total	0	0	0	3	3	39	4	84	28	4	2	14	893
10	Pueblo	0	0	1	37	68	73	1	331	104	8	3	64	2,574
11	Chaffee	0	0	0	2	0	9	1	15	9	0	1	6	248
	Custer	0	0	0	0	0	2	0	5	0	0	0	2	62
	Fremont	0	0	0	7	4	17	0	60	26	0	1	12	724
	Park	0	0	0	0	1	3	1	6	3	1	0	7	93
	Total	0	0	0	9	5	31	2	86	38	1	2	27	1,127

**Table 18:
District Court Criminal Filings by Case Type
Fiscal Year 2019**

Judicial District	Court Location	Arson	Assault	Bail Violation	Bribery-Tampering	Burglary	Child Abuse	Criminal Mischief	Cruelty to Animals	Driving Under the Influence	Drugs	Escape	Forgery	Fraud	Fugitive from Justice
12	Alamosa	0	25	0	0	27	0	7	0	9	125	29	18	5	18
	Conejos	0	11	3	1	26	0	10	0	2	44	0	1	1	7
	Costilla	2	9	1	0	12	0	3	1	2	13	0	0	2	4
	Mineral	0	1	0	0	0	0	0	0	0	3	0	0	0	0
	Rio Grande	0	22	5	2	11	0	3	1	4	53	2	5	6	6
	Saguache	0	13	2	0	10	1	3	2	1	2	2	4	0	1
	Total	2	81	11	3	86	1	26	4	18	240	33	28	14	36
13	Kit Carson	0	2	6	0	1	0	0	0	0	16	0	2	3	22
	Logan	0	55	41	13	16	0	2	0	11	157	57	10	5	38
	Morgan	2	31	46	5	21	2	5	1	11	80	0	9	2	10
	Phillips	0	0	4	0	3	0	0	0	2	8	0	2	0	0
	Sedgwick	0	2	1	0	1	0	0	0	0	8	1	0	0	3
	Washington	0	4	1	0	3	0	0	0	0	2	0	5	0	8
	Yuma	3	4	4	0	6	0	0	0	0	11	0	6	0	6
	Total	5	98	103	18	51	2	7	1	24	282	58	34	10	87
14	Grand	2	26	0	0	19	0	7	0	7	27	2	1	1	11
	Moffat	1	23	9	3	15	1	0	0	4	98	6	8	1	16
	Routt	1	18	5	3	18	0	4	2	7	34	0	1	1	2
	Total	4	67	14	6	52	1	11	2	18	159	8	10	3	29
15	Baca	0	1	0	0	1	0	0	0	1	7	0	0	0	5
	Cheyenne	0	3	0	1	3	0	0	0	0	8	0	0	0	2
	Kiowa	0	1	0	0	0	0	0	0	0	2	0	0	0	0
	Prowers	0	33	8	4	31	1	2	0	3	120	13	9	2	21
	Total	0	38	8	5	35	1	2	0	4	137	13	9	2	28
16	Bent	1	20	1	0	7	2	1	0	1	30	28	8	0	3
	Crowley	2	8	3	0	6	1	1	0	2	18	35	0	0	2
	Otero	4	34	9	1	46	0	1	1	1	90	6	1	15	5
	Total	7	62	13	1	59	3	3	1	4	138	69	9	15	10
17	Adams	10	496	26	4	288	8	76	0	132	1,840	156	97	9	192
	Broomfield	1	32	1	0	29	1	4	1	11	140	0	23	9	11
	Total	11	528	27	4	317	9	80	1	143	1,980	156	120	18	203
18	Arapahoe	8	476	30	10	205	15	45	0	72	1,199	135	73	14	159
	Douglas	3	114	22	47	58	4	27	0	48	398	7	39	11	52
	Elbert	0	12	3	0	7	1	3	0	3	25	1	0	0	4
	Lincoln	0	24	3	1	6	0	0	0	3	33	25	4	0	10
	Total	11	626	58	58	276	20	75	0	126	1,655	168	116	25	225
19	Weld	7	262	5	192	227	12	45	2	76	1,043	99	33	16	78
20	Boulder	6	267	59	70	266	4	35	3	65	586	35	48	15	67
21	Mesa	9	184	43	15	170	5	34	0	55	932	36	22	34	43
22	Dolores	0	2	0	0	6	0	1	0	0	4	0	0	0	0
	Montezuma	2	60	23	1	33	1	7	0	29	113	1	9	0	47
	Total	2	62	23	1	39	1	8	0	29	117	1	9	0	47
State Total		143	5,446	726	866	3,662	136	842	39	1,316	17,618	1,757	911	393	1,855
Percent of State Total		0.25%	10%	1%	1.54%	7%	0.24%	1%	0.07%	2.34%	31%	3%	2%	1%	3%

Table 18:
District Court Criminal Filings by Case Type
Fiscal Year 2019

Judicial District	Court Location	Obstruction of Public Justice										
		Gambling	Habitual Traffic	Homicide	Impersonation	Incest	Kidnapping	Menacing	Obstruction of Public Justice	Other	Perjury	Pornography
12	Alamosa	0	2	8	28	0	3	16	0	25	0	0
	Conejos	0	2	1	6	0	2	11	1	19	1	0
	Costilla	0	1	1	3	0	0	8	0	9	0	0
	Mineral	0	0	1	1	0	0	0	0	1	0	0
	Rio Grande	0	2	1	5	0	2	9	1	1	0	0
	Saguache	0	0	1	2	0	0	6	0	0	0	0
	Total	0	7	13	45	0	7	50	2	55	1	0
13	Kit Carson	0	0	1	1	0	1	0	0	1	0	0
	Logan	0	0	5	6	0	1	26	10	7	0	0
	Morgan	0	0	4	5	0	3	15	1	29	0	0
	Phillips	0	0	1	2	0	0	2	1	1	0	0
	Sedgwick	0	0	0	0	0	0	4	0	2	0	0
	Washington	0	0	0	1	0	0	1	0	7	0	0
	Yuma	0	0	0	2	0	0	5	0	7	0	0
	Total	0	0	11	17	0	5	53	12	54	0	0
14	Grand	0	0	0	1	0	3	8	2	6	0	0
	Moffat	0	1	1	1	0	2	10	5	9	0	0
	Routt	0	0	0	1	0	0	12	2	17	0	0
	Total	0	1	1	3	0	5	30	9	32	0	0
15	Baca	0	0	1	0	0	0	0	0	0	0	0
	Cheyenne	0	0	0	0	0	0	0	0	1	0	0
	Kiowa	0	0	0	0	0	0	0	0	1	0	0
	Prowers	0	0	4	10	0	0	11	2	10	0	0
	Total	0	0	5	10	0	0	11	2	12	0	0
16	Bent	0	0	3	3	0	1	7	2	4	0	0
	Crowley	0	0	2	1	0	1	4	1	0	0	0
	Otero	0	6	9	14	0	3	13	14	6	0	0
	Total	0	6	14	18	0	5	24	17	10	0	0
17	Adams	0	2	41	104	0	39	194	13	267	0	0
	Broomfield	0	0	3	30	0	1	14	0	27	0	0
	Total	0	2	44	134	0	40	208	13	294	0	0
18	Arapahoe	0	1	69	40	0	24	148	6	150	0	0
	Douglas	0	0	2	17	0	8	38	9	53	1	0
	Elbert	0	0	2	3	0	0	5	0	12	0	0
	Lincoln	0	0	1	1	0	0	2	5	1	0	0
	Total	0	1	74	61	0	32	193	20	216	1	0
19	Weld	0	1	22	21	0	29	134	4	183	0	0
20	Boulder	0	0	14	63	0	16	141	23	90	0	0
21	Mesa	0	2	5	84	0	16	101	21	101	0	0
22	Dolores	0	0	0	0	0	0	0	0	0	0	0
	Montezuma	0	0	2	10	0	3	21	2	23	1	0
	Total	0	0	2	10	0	3	21	2	23	1	0
State Total		2	33	573	1,071	2	384	2,254	308	2,393	5	2
Percent of State Total		0.00%	0%	1%	2%	0.00%	1%	4%	0.55%	4%	0.01%	0.00%

**Table 18:
District Court Criminal Filings by Case Type
Fiscal Year 2019**

Judicial District	Court Location	Prostitution	Public Indecency	Abuse of Public Office	Public Peace and Order	Robbery	Sex Offenses	Tampering	Theft	Trespass	Vehicular Assault	Vehicular Homicide	Weapon	Total
12	Alamosa	0	0	0	1	6	11	4	16	11	0	0	6	400
	Conejos	0	0	0	1	1	7	1	6	9	2	0	2	178
	Costilla	0	0	0	5	1	0	0	11	1	2	0	2	93
	Mineral	0	0	0	0	0	1	0	3	0	0	0	0	11
	Rio Grande	0	0	0	12	5	9	1	9	10	1	1	5	194
	Saguache	0	0	0	0	1	5	3	6	2	2	0	1	70
	<i>Total</i>	0	0	0	19	14	33	9	51	33	7	1	16	946
13	Kit Carson	0	0	0	0	0	6	2	12	5	0	0	2	83
	Logan	0	0	0	15	5	27	0	35	21	4	1	13	581
	Morgan	0	0	0	1	1	15	0	33	15	0	0	10	357
	Phillips	0	0	0	0	0	3	0	1	0	0	0	2	32
	Sedgwick	0	0	0	0	0	0	0	1	1	0	0	0	24
	Washington	0	0	0	0	2	6	0	9	2	1	0	0	52
	Yuma	0	0	0	0	0	5	0	10	5	0	0	3	77
	<i>Total</i>	0	0	0	16	8	62	2	101	49	5	1	30	1,206
14	Grand	0	0	0	4	0	8	0	17	5	1	0	3	161
	Moffat	0	0	0	0	2	1	0	18	10	1	0	5	251
	Routt	0	0	0	4	1	11	1	23	8	1	0	3	180
	<i>Total</i>	0	0	0	8	3	20	1	58	23	3	0	11	592
15	Baca	0	0	1	2	0	1	1	3	4	1	0	1	30
	Cheyenne	0	0	0	0	0	0	0	0	0	0	0	0	18
	Kiowa	0	0	0	0	0	0	0	1	0	0	0	0	5
	Prowers	0	0	0	12	4	6	0	19	14	0	0	11	350
	<i>Total</i>	0	0	1	14	4	7	1	23	18	1	0	12	403
16	Bent	0	0	1	0	0	3	0	6	1	1	0	3	137
	Crowley	0	0	0	0	0	5	1	3	0	0	0	0	96
	Otero	0	0	0	6	0	14	0	44	12	1	0	5	361
	<i>Total</i>	0	0	1	6	0	22	1	53	13	2	0	8	594
17	Adams	1	0	0	84	92	151	6	631	170	16	3	98	5,246
	Broomfield	0	2	0	1	6	13	0	129	12	3	0	1	505
	<i>Total</i>	1	2	0	85	98	164	6	760	182	19	3	99	5,751
18	Arapahoe	2	0	0	16	121	280	10	488	89	19	5	95	4,004
	Douglas	0	0	0	26	15	32	2	217	36	5	2	11	1,304
	Elbert	0	0	0	0	0	4	1	11	6	0	0	2	105
	Lincoln	0	0	0	4	0	5	0	18	5	1	1	1	154
	<i>Total</i>	2	0	0	46	136	321	13	734	136	25	8	109	5,567
19	Weld	0	0	0	63	31	136	7	321	94	10	3	48	3,204
20	Boulder	0	0	0	72	38	92	5	309	135	9	2	24	2,559
21	Mesa	0	0	0	35	18	72	28	208	126	9	1	45	2,454
22	Dolores	0	0	0	0	0	0	0	1	0	0	0	0	14
	Montezuma	0	0	0	7	13	6	2	33	30	1	0	7	487
	<i>Total</i>	0	0	0	7	13	6	2	34	30	1	0	7	501
<i>State Total</i>		15	6	3	767	998	2,015	107	6,432	1,922	203	53	1,034	56,292
<i>Percent of State Total</i>		0.03%	0.01%	0.01%	1.36%	2%	4%	0.19%	11%	3%	0.36%	0.09%	2%	100%

Table 19:
DUI-Felony Filings by District
Fiscal Year 2016 Through Fiscal Year 2019

Judicial District	FY16	FY17	FY18	FY19
1	111	137	176	153
2	88	90	60	62
3	3	12	12	12
4	112	133	142	139
5	45	48	52	70
6	17	40	35	22
7	31	42	46	44
8	80	80	121	142
9	28	39	35	52
10	29	32	28	33
11	13	22	18	25
12	17	15	22	18
13	24	38	20	24
14	10	16	33	18
15	10	10	5	4
16	5	3	13	4
17	169	164	170	143
18	185	141	125	126
19	55	112	87	76
20	58	74	56	65
21	34	49	49	55
22	8	19	19	29
State Totals	1,132	1,316	1,323	1,316

Table 19
DUI-Felony Filings
Fiscal Year 2016 through Fiscal Year 2019

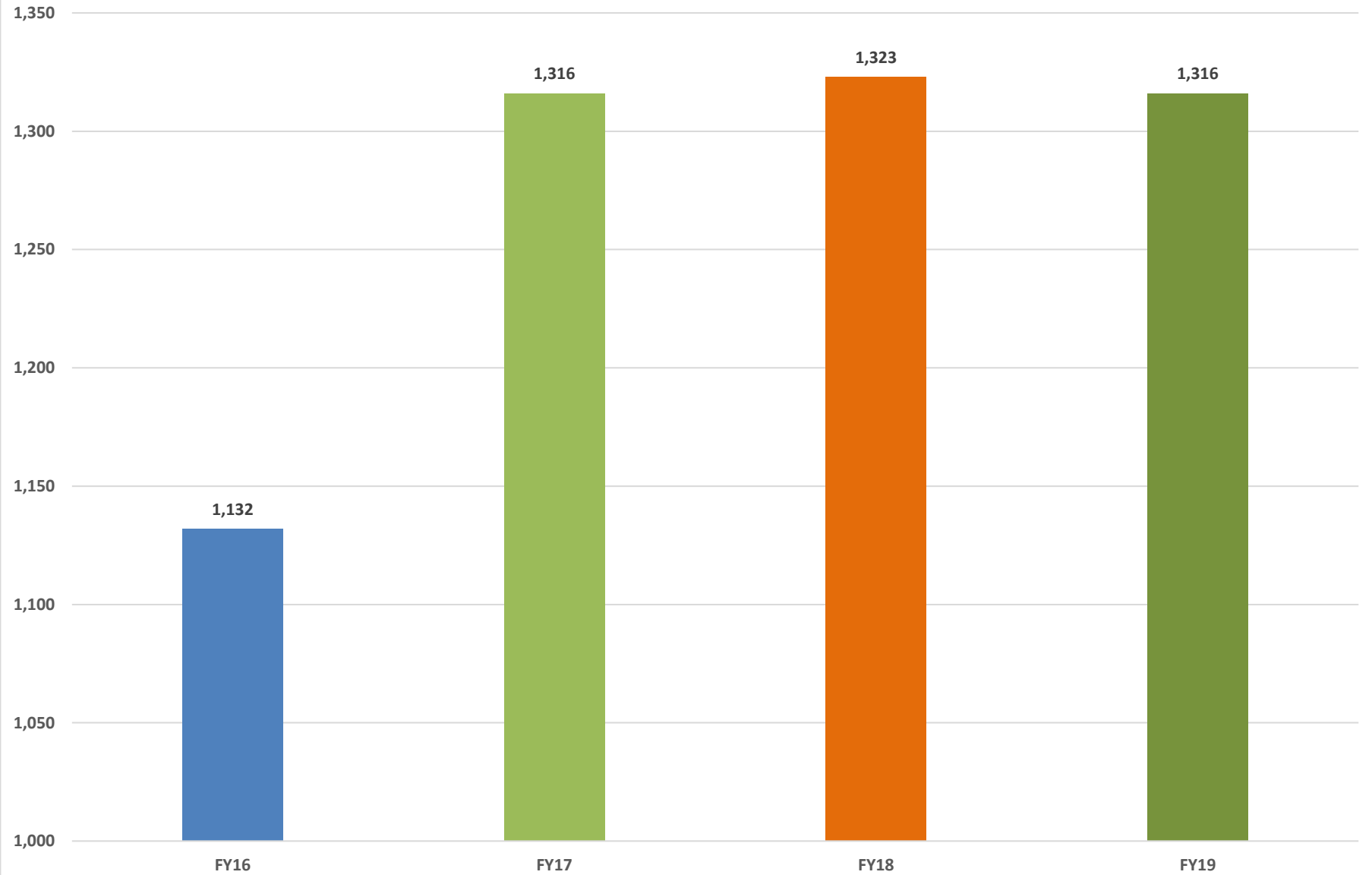


Table 20:
District Court Domestic Relations Filings by Case Type
Fiscal Year 2019

Judicial District	Court Location	Administrative Support Order IV-D	Child Custody Allocation of Parental Rsp	Civil Union Dissolution	Civil Union Invalidity	Civil Union Legal Separation	Dissolution of Marriage	Incoming Registration of Support	Invalidity of Marriage	Legal Separation	Other	Registration of Foreign Decree	Total
1	Gilpin	0	3	1	0	0	23	0	0	1	3	4	35
	Jefferson	16	577	7	0	0	2,116	79	24	101	17	38	2,975
	Total	16	580	8	0	0	2,139	79	24	102	20	42	3,010
2	Denver	0	859	14	0	0	3,254	77	66	101	119	49	4,539
3	Huerfano	0	16	0	0	0	31	0	1	2	1	1	52
	Las Animas	0	29	0	0	0	68	1	1	4	0	10	113
	Total	0	45	0	0	0	99	1	2	6	1	11	165
4	El Paso	1	752	5	1	0	4,170	64	47	202	124	179	5,545
	Teller	0	19	2	0	0	106	0	1	2	0	2	132
	Total	1	771	7	1	0	4,276	64	48	204	124	181	5,677
5	Clear Creek	0	6	0	0	0	44	0	2	1	1	4	58
	Eagle	0	38	0	0	0	199	3	2	5	0	6	253
	Lake	0	8	0	0	0	28	1	1	0	3	2	43
	Summit	2	13	2	0	0	97	0	1	2	0	1	118
	Total	2	65	2	0	0	368	4	6	8	4	13	472
6	Archuleta	0	23	0	0	0	46	7	1	1	0	2	80
	La Plata	0	41	0	0	0	213	3	6	8	0	8	279
	San Juan	0	1	0	0	0	1	0	0	0	0	0	2
	Total	0	65	0	0	0	260	10	7	9	0	10	361
7	Delta	0	50	2	0	0	146	1	2	7	1	5	214
	Gunnison	0	17	0	0	0	61	1	0	0	0	0	79
	Hinsdale	0	0	0	0	0	3	0	1	0	0	0	4
	Montrose	0	77	1	0	0	211	14	1	4	0	1	309
	Ouray	0	2	0	0	0	16	0	0	3	0	0	21
	San Miguel	0	2	0	0	0	33	1	0	1	0	0	37
	Total	0	148	3	0	0	470	17	4	15	1	6	664
8	Jackson	0	2	0	0	0	7	0	0	1	0	0	10
	Larimer	0	313	5	0	0	1,398	1	18	55	9	18	1,817
	Total	0	315	5	0	0	1,405	1	18	56	9	18	1,827
9	Garfield	0	62	0	0	0	279	20	7	11	0	8	387
	Pitkin	0	13	0	0	0	72	1	2	3	0	1	92
	Rio Blanco	0	3	0	0	0	27	2	1	1	0	0	34
	Total	0	78	0	0	0	378	23	10	15	0	9	513
10	Pueblo	0	353	2	0	0	781	53	12	20	1	9	1,231
11	Chaffee	0	15	0	0	0	91	3	0	1	0	6	116
	Custer	0	4	0	0	0	19	6	0	1	2	0	32
	Fremont	0	52	0	0	0	215	15	1	6	1	8	298
	Park	1	10	0	0	0	73	1	1	4	0	2	92
	Total	1	81	0	0	0	398	25	2	12	3	16	538

Table 20:
District Court Domestic Relations Filings by Case Type
Fiscal Year 2019

Judicial District	Court Location	Administrative Support Order IV-D	Child Custody Allocation of Parental Rsp	Civil Union Dissolution	Civil Union Invalidity	Civil Union Legal Separation	Dissolution of Marriage	Incoming Registration of Support	Invalidity of Marriage	Legal Separation	Other	Registration of Foreign Decree	Total
12	Alamosa	0	49	1	1	0	109	0	1	2	1	5	169
	Conejos	0	18	0	0	0	30	2	2	1	0	1	54
	Costilla	0	10	0	1	0	11	0	0	1	0	3	26
	Mineral	0	0	0	0	0	1	0	0	0	0	1	2
	Rio Grande	0	22	0	0	0	54	0	0	2	0	5	83
	Saguache	0	8	0	0	0	28	0	0	0	0	0	36
	Total	0	107	1	2	0	233	2	3	6	1	15	370
13	Kit Carson	1	8	1	0	0	35	1	0	0	1	5	52
	Logan	0	35	0	0	0	85	1	0	2	0	3	126
	Morgan	0	64	0	0	0	150	0	0	4	1	11	230
	Phillips	0	3	0	0	0	9	0	0	0	0	0	12
	Sedgwick	2	0	0	0	0	13	0	1	0	0	2	18
	Washington	0	8	0	0	0	19	1	0	0	0	1	29
	Yuma	0	10	0	0	0	29	0	0	1	1	0	41
	Total	3	128	1	0	0	340	3	1	7	3	22	508
14	Grand	0	9	0	0	0	60	0	2	2	0	0	73
	Moffat	0	27	0	0	0	67	0	0	3	0	0	97
	Routt	7	16	0	0	0	85	4	0	6	0	2	120
	Total	7	52	0	0	0	212	4	2	11	0	2	290
15	Baca	0	5	0	0	0	12	0	0	2	0	0	19
	Cheyenne	0	1	0	0	0	14	0	0	0	0	0	15
	Kiowa	0	1	0	0	0	4	1	0	0	0	0	6
	Prowers	0	29	0	0	0	77	2	1	2	0	0	111
	Total	0	36	0	0	0	107	3	1	4	0	0	151
16	Bent	0	11	0	0	0	20	10	0	2	0	1	44
	Crowley	0	3	1	0	0	18	3	0	1	0	0	26
	Otero	1	41	0	0	0	78	2	0	2	0	2	126
	Total	1	55	1	0	0	116	15	0	5	0	3	196
17	Adams	2	781	3	0	0	2,004	40	18	52	29	49	2,978
	Broomfield	0	35	2	0	0	280	6	3	13	12	6	357
	Total	2	816	5	0	0	2,284	46	21	65	41	55	3,335
18	Arapahoe	0	539	5	0	0	2,437	6	29	104	8	153	3,281
	Douglas	0	141	1	0	0	1,310	14	4	83	3	22	1,578
	Elbert	1	20	0	0	0	94	10	0	6	2	3	136
	Lincoln	0	5	0	0	0	19	2	3	0	0	0	29
	Total	1	705	6	0	0	3,860	32	36	193	13	178	5,024
19	Weld	72	427	3	0	0	1,362	0	14	24	4	7	1,913
20	Boulder	0	252	2	0	0	1,058	20	10	56	2	32	1,432
21	Mesa	0	236	1	0	0	880	0	19	21	2	52	1,211
22	Dolores	0	2	0	0	0	8	1	0	1	0	0	12
	Montezuma	0	31	0	0	0	122	5	4	5	0	4	171
	Total	0	33	0	0	0	130	6	4	6	0	4	183
State Total		106	6,207	61	3	0	24,410	485	310	946	348	734	33,610
Percent of State Total		0.32%	18%	0.18%	0.01%	0.00%	73%	1%	1%	3%	1%	2%	100%

**Table 21:
District Court Juvenile Filings by Case Type
Fiscal Year 2019**

Judicial District	Court Location	Adoption	Administrative Exclusion	Confidential Intermediary	Consent for Marriage	Dependency & Neglect	D&N Expedited Placement	Grandparent Visitation	Juvenile Expungement	Juvenile Other	Juvenile Relinquishment
1	Gilpin	0	0	0	0	1	2	0	0	0	0
	Jefferson	243	2	1	1	80	152	0	55	3	53
	Total	243	2	1	1	81	154	0	55	3	53
2	Denver Juvenile	196	0	11	0	87	140	3	0	24	4
3	Huerfano	12	0	0	0	5	6	0	0	0	1
	Las Animas	5	0	0	0	5	15	0	0	0	0
	Total	17	0	0	0	10	21	0	0	0	1
4	El Paso	349	0	0	0	208	364	2	28	0	21
	Teller	11	0	0	0	5	5	0	1	0	0
	Total	360	0	0	0	213	369	2	29	0	21
5	Clear Creek	33	0	0	0	4	1	0	0	0	24
	Eagle	3	0	0	0	5	0	0	0	0	0
	Lake	2	0	0	0	3	6	0	0	1	0
	Summit	3	0	0	0	1	0	0	0	0	2
	Total	41	0	0	0	13	7	0	0	1	26
6	Archuleta	5	0	0	0	2	3	0	0	0	1
	La Plata	24	0	0	2	3	4	0	0	3	0
	San Juan	0	0	0	0	0	0	0	0	0	0
	Total	29	0	0	2	5	7	0	0	3	1
7	Delta	16	0	0	0	12	9	1	0	0	0
	Gunnison	1	0	0	0	2	5	0	0	0	1
	Hinsdale	0	0	0	0	0	0	0	0	0	0
	Montrose	26	0	0	0	11	32	0	0	1	28
	Ouray	0	0	0	0	3	0	0	0	0	0
	San Miguel	3	0	0	0	2	1	0	0	0	0
	Total	46	0	0	0	30	47	1	0	1	29
8	Jackson	0	0	0	0	0	1	0	0	1	0
	Larimer	119	0	0	1	59	89	0	1	1	19
	Total	119	0	0	1	59	90	0	1	2	19
9	Garfield	22	0	0	0	4	25	0	0	1	1
	Pitkin	1	0	0	0	1	0	0	0	0	0
	Rio Blanco	3	0	0	0	5	0	0	0	0	0
	Total	26	0	0	0	10	25	0	0	1	1
10	Pueblo	127	0	0	0	41	75	2	2	1	3
11	Chaffee	11	0	0	0	5	3	0	0	0	1
	Custer	2	0	0	0	2	6	0	0	0	0
	Fremont	42	0	0	0	25	13	0	2	0	0
	Park	10	0	0	0	5	3	0	0	0	0
	Total	65	0	0	0	37	25	0	2	0	1

*A detailed listing of Juvenile Delinquency filings by case type are found in Table 22 of this report.

Table 21:
District Court Juvenile Filings by Case Type
Fiscal Year 2019

Judicial District	Court Location	Paternity	IV-D Paternity Order	Petition for Review of Need for Placement	Support	Warrant	IV-D Support Order	Truancy	Non-JD Juvenile Total	Juvenile Delinquency Total*	Non-JD+JD Total
1	Gilpin	0	0	0	0	0	2	0	5	6	11
	Jefferson	18	117	0	1	2	307	164	1,199	664	1,863
	Total	18	117	0	1	2	309	164	1,204	670	1,874
2	Denver Juvenile	41	394	0	3	0	696	432	2,031	942	2,973
3	Huerfano	2	5	0	0	0	18	2	51	34	85
	Las Animas	2	17	0	1	0	33	20	98	29	127
	Total	4	22	0	1	0	51	22	149	63	212
4	El Paso	47	149	0	1	1	275	170	1,615	1,404	3,019
	Teller	1	0	0	0	0	10	4	37	38	75
	Total	48	149	0	1	1	285	174	1,652	1,442	3,094
5	Clear Creek	2	2	0	0	0	12	0	78	6	84
	Eagle	1	9	0	0	0	33	0	51	34	85
	Lake	0	0	0	0	0	6	4	22	24	46
	Summit	1	0	0	0	0	9	2	18	35	53
	Total	4	11	0	0	0	60	6	169	99	268
6	Archuleta	2	1	0	0	0	11	0	25	18	43
	La Plata	2	6	1	0	0	24	0	69	38	107
	San Juan	0	0	0	0	0	0	0	0	0	0
	Total	4	7	1	0	0	35	0	94	56	150
7	Delta	6	5	0	0	0	14	0	63	37	100
	Gunnison	2	0	0	0	0	0	0	11	9	20
	Hinsdale	0	0	0	0	0	0	0	0	0	0
	Montrose	0	3	0	0	0	68	0	169	64	233
	Ouray	0	0	0	0	0	1	0	4	5	9
	San Miguel	0	0	0	0	0	1	0	7	7	14
	Total	8	8	0	0	0	84	0	254	122	376
8	Jackson	0	0	0	0	0	0	0	2	1	3
	Larimer	15	48	2	1	0	148	7	510	640	1,150
	Total	15	48	2	1	0	148	7	512	641	1,153
9	Garfield	10	9	1	9	0	44	0	126	65	191
	Pitkin	1	0	0	0	0	1	0	4	14	18
	Rio Blanco	0	1	0	2	0	2	0	13	13	26
	Total	11	10	1	11	0	47	0	143	92	235
10	Pueblo	14	115	3	0	0	393	227	1,003	222	1,225
11	Chaffee	0	1	0	0	0	3	16	40	16	56
	Custer	1	0	0	0	0	4	4	19	8	27
	Fremont	15	12	0	13	0	47	6	175	66	241
	Total	2	0	0	2	0	8	7	37	13	50
	Total	18	13	0	15	0	62	33	271	103	374

*A detailed listing of Juvenile Delinquency filings by case type are found in Table 22 of this report.

**Table 21:
District Court Juvenile Filings by Case Type
Fiscal Year 2019**

Judicial District	Court Location	Adoption	Administrative Exclusion	Confidential Intermediary	Consent for Marriage	Dependency & Neglect	D&N Expedited Placement	Grandparent Visitation	Juvenile Expungement	Juvenile Other	Juvenile Relinquishment
12	Alamosa	33	0	0	0	15	25	0	0	0	4
	Conejos	11	0	0	0	1	8	0	0	0	0
	Costilla	5	0	0	0	5	4	0	0	0	3
	Mineral	0	0	0	0	0	1	0	0	0	0
	Rio Grande	7	0	0	0	6	13	0	0	0	0
	Saguache	1	0	0	0	2	3	0	0	0	0
	Total	57	0	0	0	29	54	0	0	0	7
13	Kit Carson	3	0	0	0	2	5	0	0	0	0
	Logan	24	0	0	0	11	24	0	0	5	10
	Morgan	21	0	0	0	25	17	2	0	2	4
	Phillips	3	0	0	0	0	0	0	1	0	3
	Sedgwick	2	0	0	0	0	0	0	0	0	0
	Washington	5	0	0	0	6	5	0	0	0	2
	Yuma	6	0	0	0	1	5	0	0	0	0
	Total	64	0	0	0	45	56	2	1	7	19
14	Grand	3	0	0	0	3	0	1	0	0	0
	Moffat	4	0	0	0	8	3	0	0	1	0
	Routt	7	0	0	0	5	2	0	0	0	0
	Total	14	0	0	0	16	5	1	0	1	0
15	Baca	2	0	0	0	0	0	0	0	0	0
	Cheyenne	1	0	0	0	1	1	0	0	0	0
	Kiowa	1	0	0	0	1	2	0	0	0	0
	Prowers	11	0	0	0	8	9	0	0	1	1
	Total	15	0	0	0	10	12	0	0	1	1
16	Bent	0	0	0	0	4	3	0	0	0	0
	Crowley	4	0	0	0	0	7	0	0	0	0
	Otero	21	0	0	0	10	22	0	0	0	0
	Total	25	0	0	0	14	32	0	0	0	0
17	Adams	248	0	0	0	96	260	0	47	28	18
	Broomfield	22	0	0	0	8	2	0	14	1	3
	Total	270	0	0	0	104	262	0	61	29	21
18	Arapahoe	255	0	0	0	68	140	1	19	17	18
	Douglas	125	0	0	2	60	55	1	39	3	30
	Elbert	10	0	0	0	4	8	0	3	0	1
	Lincoln	5	0	0	0	4	4	0	0	0	2
	Total	395	0	0	2	136	207	2	61	20	51
19	Weld	173	0	0	0	78	131	1	189	40	10
20	Boulder	55	0	0	0	28	53	0	0	139	12
21	Mesa	134	0	1	0	44	82	0	91	2	12
22	Dolores	5	0	0	0	1	0	0	0	0	0
	Montezuma	11	0	0	0	3	9	1	0	1	2
	Total	16	0	0	0	4	9	1	0	1	2
State Total		2,487	2	13	6	1,094	1,863	15	492	276	294
Percent of State Total		11%	0%	0%	0%	5%	8%	0%	2%	1%	1%

*A detailed listing of Juvenile Delinquency filings by case type are found in Table 22 of this report.

**Table 21:
District Court Juvenile Filings by Case Type
Fiscal Year 2019**

Judicial District	Court Location	Paternity	IV-D Paternity Order	Petition for Review of Need for Placement	Support	Warrant	IV-D Support Order	Truancy	Non-JD Juvenile Total	Juvenile Delinquency Total*	Non-JD+JD Total
12	Alamosa	1	12	2	0	0	47	0	139	39	178
	Conejos	2	6	0	0	0	26	1	55	5	60
	Costilla	0	2	0	0	0	15	1	35	2	37
	Mineral	0	0	0	0	0	0	0	1	1	2
	Rio Grande	0	7	1	0	0	17	7	58	17	75
	Saguache	1	1	0	0	0	3	3	14	10	24
	Total	4	28	3	0	0	108	12	302	74	376
	Kit Carson	0	5	0	0	0	12	1	28	14	42
	Logan	0	6	0	2	0	33	1	116	36	152
	Morgan	3	5	0	2	0	18	19	118	31	149
13	Phillips	0	0	0	0	0	1	0	8	5	13
	Sedgwick	0	0	1	0	0	0	0	3	9	12
	Washington	0	0	0	0	0	3	0	21	9	30
	Yuma	0	1	0	0	0	6	0	19	10	29
	Total	3	17	1	4	0	73	21	313	114	427
	Grand	1	0	0	1	0	2	0	11	7	18
14	Moffat	2	3	0	1	0	11	6	39	31	70
	Routt	1	0	0	1	0	9	0	25	11	36
	Total	4	3	0	3	0	22	6	75	49	124
	Baca	1	1	0	1	0	5	0	10	2	12
15	Cheyenne	0	0	0	0	0	0	0	3	2	5
	Kiowa	0	0	0	0	0	7	0	11	2	13
	Prowers	10	4	0	11	0	31	1	87	17	104
	Total	11	5	0	12	0	43	1	111	23	134
	Bent	0	1	0	0	0	11	5	24	9	33
16	Crowley	7	3	0	7	0	11	3	42	2	44
	Otero	18	4	0	55	0	9	24	163	16	179
	Total	25	8	0	62	0	31	32	229	27	256
17	Adams	39	90	0	7	0	339	239	1,411	534	1,945
	Broomfield	2	7	0	0	0	41	7	107	49	156
	Total	41	97	0	7	0	380	246	1,518	583	2,101
18	Arapahoe	118	117	1	49	2	405	99	1,309	910	2,219
	Douglas	9	8	0	1	0	119	70	522	554	1,076
	Elbert	1	2	0	1	0	6	0	36	18	54
	Lincoln	2	0	1	2	0	13	0	33	8	41
	Total	130	127	2	53	2	543	169	1,900	1,490	3,390
19	Weld	11	37	0	5	0	413	218	1,306	655	1,961
20	Boulder	6	35	0	0	3	156	46	533	377	910
21	Mesa	11	58	0	0	6	241	26	708	385	1,093
22	Dolores	0	0	0	0	0	0	0	6	1	7
	Montezuma	2	0	0	4	3	2	0	38	96	134
	Total	2	0	0	4	3	2	0	44	97	141
State Total		433	1,309	13	183	17	4,182	1,842	14,521	8,326	22,847
Percent of State Total		2%	6%	0%	1%	0%	18%	8%	64%	36%	100%

*A detailed listing of Juvenile Delinquency filings by case type are found in Table 22 of this report.

**Table 22:
District Court Juvenile Delinquency Filings by Case Type
Fiscal Year 2019**

Judicial District	Court Location	Arson	Assault	Bail Violation	Burglary	Bribery - Tampering	Child Abuse	Criminal Mischief	Cruelty to Animals	Delinquent Case Remand from District Court	Driving Under the Influence	Drugs	Escape
1	Gilpin	0	2	0	2	0	0	0	0	0	0	1	0
	Jefferson	5	154	1	31	1	0	41	3	0	0	32	2
	Total	5	156	1	33	1	0	41	3	0	0	33	2
2	Denver Juvenile	0	113	0	74	0	0	44	1	0	0	40	2
3	Huerfano	0	8	0	0	0	0	2	0	0	1	8	0
	Las Animas	0	10	0	3	0	0	2	0	0	0	0	0
	Total	0	18	0	3	0	0	4	0	0	1	8	0
4	El Paso	12	279	0	150	14	0	91	2	0	2	47	5
	Teller	3	9	0	3	1	0	0	0	0	0	7	0
	Total	15	288	0	153	15	0	91	2	0	2	54	5
5	Clear Creek	0	3	0	1	0	0	0	0	0	0	0	0
	Eagle	1	5	0	2	0	0	0	0	0	1	6	0
	Lake	0	3	0	0	0	1	0	0	0	0	1	0
	Summit	0	4	0	0	0	0	1	0	0	0	13	0
	Total	1	15	0	3	0	1	1	0	0	1	20	0
6	Archuleta	0	1	0	0	0	0	3	0	0	1	3	0
	La Plata	0	8	1	5	0	0	1	0	0	1	2	0
	San Juan	0	0	0	0	0	0	0	0	0	0	0	0
	Total	0	9	1	5	0	0	4	0	0	2	5	0
7	Delta	0	3	0	3	0	0	4	0	0	0	4	1
	Gunnison	0	1	0	0	0	0	1	0	0	0	0	0
	Hinsdale	0	0	0	0	0	0	0	0	0	0	0	0
	Montrose	2	7	0	3	0	0	7	0	0	1	6	2
	Ouray	0	1	0	0	0	0	2	0	0	0	0	0
	San Miguel	0	1	0	0	0	0	0	0	0	0	1	0
	Total	2	13	0	6	0	0	14	0	0	1	11	3
8	Jackson	0	0	0	0	0	0	0	0	0	0	0	0
	Larimer	0	84	0	34	0	0	44	1	1	12	96	0
	Total	0	84	0	34	0	0	44	1	1	12	96	0
9	Garfield	0	13	0	4	0	0	0	2	0	0	9	0
	Pitkin	0	1	0	3	0	0	0	0	0	0	0	0
	Rio Blanco	2	0	0	4	0	0	2	0	0	0	1	0
	Total	2	14	0	11	0	0	2	2	0	0	10	0
10	Pueblo	3	39	1	23	0	0	23	0	0	0	9	4
11	Chaffee	0	2	0	0	0	0	0	0	0	0	3	0
	Custer	0	4	0	0	0	0	0	0	0	1	0	0
	Fremont	0	27	0	5	0	0	2	0	0	0	5	0
	Park	0	3	0	1	0	0	2	0	0	1	2	0
	Total	0	36	0	6	0	0	4	0	0	2	10	0

**Table 22:
District Court Juvenile Delinquency Filings by Case Type
Fiscal Year 2019**

Judicial District	Court Location	Forgery	Fraud	Gambling	Harassment	Homicide	Impersonation	Incest	Kidnapping	Menacing	Municipal Charge other than Curfew
1	Gilpin	0	0	0	0	0	0	0	0	1	0
	Jefferson	1	0	0	16	1	7	4	1	24	0
	Total	1	0	0	16	1	7	4	1	25	0
2	Denver Juvenile	1	0	0	12	17	2	2	3	41	0
3	Huerfano	0	0	0	5	2	0	0	0	1	0
	Las Animas	0	0	0	2	0	0	0	0	1	0
	Total	0	0	0	7	2	0	0	0	2	0
4	El Paso	1	2	0	75	17	5	1	5	34	1
	Teller	0	0	1	3	1	0	0	0	1	0
	Total	1	2	1	78	18	5	1	5	35	1
5	Clear Creek	0	0	0	0	0	0	0	0	0	0
	Eagle	0	0	0	1	0	0	0	0	0	0
	Lake	0	0	0	6	0	0	0	1	1	0
	Summit	0	0	0	1	0	0	0	0	1	0
	Total	0	0	0	8	0	0	0	1	2	0
6	Archuleta	0	1	0	2	0	0	0	0	1	0
	La Plata	0	0	0	1	0	0	0	0	1	0
	San Juan	0	0	0	0	0	0	0	0	0	0
	Total	0	1	0	3	0	0	0	0	2	0
7	Delta	0	0	0	1	0	0	0	0	1	0
	Gunnison	0	0	0	0	0	0	0	0	1	0
	Hinsdale	0	0	0	0	0	0	0	0	0	0
	Montrose	0	0	0	1	0	1	0	0	4	0
	Ouray	0	0	0	1	0	0	0	0	0	0
	San Miguel	0	0	0	1	0	0	0	0	0	0
8	Total	0	0	0	4	0	1	0	0	6	0
	Jackson	0	0	0	1	0	0	0	0	0	0
	Larimer	0	1	0	34	3	9	0	0	14	0
9	Total	0	1	0	35	3	9	0	0	14	0
	Garfield	0	0	0	5	0	0	2	0	1	0
	Pitkin	0	0	0	0	0	0	0	0	1	0
	Rio Blanco	0	0	0	0	0	0	0	0	0	0
10	Total	0	0	0	5	0	0	2	0	2	0
	Pueblo	1	0	0	13	0	2	0	1	17	0
11	Chaffee	0	0	0	1	0	0	0	0	0	0
	Custer	0	0	0	0	0	0	0	0	0	0
	Fremont	0	0	0	8	0	0	0	0	6	0
	Park	0	0	0	0	0	0	0	0	1	0
	Total	0	0	0	9	0	0	0	0	7	0

**Table 22:
District Court Juvenile Delinquency Filings by Case Type
Fiscal Year 2019**

Judicial District	Court Location	Other	Perjury	Pornography	Possession of Alcohol by Minor	Prostitution	Public Peace and Order	Robbery	Runaway
1	Gilpin	0	0	0	0	0	0	0	0
	Jefferson	141	0	0	0	0	2	17	0
	Total	141	0	0	0	0	2	17	0
2	Denver Juvenile	158	0	0	0	1	1	95	10
3	Huerfano	4	0	0	1	0	0	0	0
	Las Animas	3	0	0	0	0	1	0	0
	Total	7	0	0	1	0	1	0	0
4	El Paso	102	0	0	10	0	24	49	0
	Teller	2	0	0	1	0	0	0	0
	Total	104	0	0	11	0	24	49	0
5	Clear Creek	0	0	0	0	0	0	0	0
	Eagle	1	0	0	0	0	1	0	1
	Lake	5	0	0	0	0	1	1	0
	Summit	4	1	0	1	0	0	0	0
	Total	10	1	0	1	0	2	1	1
6	Archuleta	1	0	0	2	0	0	0	0
	La Plata	7	0	0	0	0	0	1	0
	San Juan	0	0	0	0	0	0	0	0
	Total	8	0	0	2	0	0	1	0
7	Delta	1	0	0	1	0	1	1	0
	Gunnison	1	0	0	0	0	0	0	0
	Hinsdale	0	0	0	0	0	0	0	0
	Montrose	8	0	0	0	0	0	0	0
	Ouray	1	0	0	0	0	0	0	0
	San Miguel	0	0	0	0	0	0	0	0
	Total	11	0	0	1	0	1	1	0
8	Jackson	0	0	0	0	0	0	0	0
	Larimer	94	0	0	6	0	19	2	0
	Total	94	0	0	6	0	19	2	0
9	Garfield	12	0	0	0	0	0	0	0
	Pitkin	5	0	0	0	0	0	0	0
	Rio Blanco	2	0	0	0	0	0	0	0
	Total	19	0	0	0	0	0	0	0
10	Pueblo	18	0	0	0	0	5	6	0
11	Chaffee	1	0	0	0	0	0	0	0
	Custer	0	0	0	0	0	0	0	0
	Fremont	5	0	0	0	0	0	0	0
	Park	0	0	0	0	0	0	1	0
	Total	6	0	0	0	0	0	1	0

**Table 22:
District Court Juvenile Delinquency Filings by Case Type
Fiscal Year 2019**

Judicial District	Court Location	Sex Offenses	Tampering	Theft	Trespass	Vehicular Assault	Vehicular Homicide	Weapon	Total
1	Gilpin	0	0	0	0	0	0	0	6
	Jefferson	45	2	79	26	0	0	28	664
	Total	45	2	79	26	0	0	28	670
2	Denver Juvenile	52	1	142	36	0	0	94	942
3	Huerfano	2	0	0	0	0	0	0	34
	Las Animas	1	0	4	1	0	0	1	29
	Total	3	0	4	1	0	0	1	63
4	El Paso	98	0	224	86	0	0	68	1,404
	Teller	3	1	1	0	0	0	1	38
	Total	101	1	225	86	0	0	69	1,442
5	Clear Creek	1	0	0	0	0	0	1	6
	Eagle	8	0	5	2	0	0	0	34
	Lake	1	0	2	1	0	0	0	24
	Summit	1	0	6	1	0	0	1	35
	Total	11	0	13	4	0	0	2	99
6	Archuleta	1	0	1	1	0	0	0	18
	La Plata	3	0	6	1	0	0	0	38
	San Juan	0	0	0	0	0	0	0	0
	Total	4	0	7	2	0	0	0	56
7	Delta	4	1	6	4	0	0	1	37
	Gunnison	0	0	4	1	0	0	0	9
	Hinsdale	0	0	0	0	0	0	0	0
	Montrose	5	0	6	7	0	1	3	64
	Ouray	0	0	0	0	0	0	0	5
	San Miguel	0	0	1	3	0	0	0	7
	Total	9	1	17	15	0	0	4	122
8	Jackson	0	0	0	0	0	0	0	1
	Larimer	19	4	110	35	0	0	18	640
	Total	19	4	110	35	0	0	18	641
9	Garfield	5	2	8	0	0	0	2	65
	Pitkin	2	0	1	1	0	0	0	14
	Rio Blanco	1	0	0	0	0	0	1	13
	Total	8	2	9	1	0	0	3	92
10	Pueblo	7	0	26	10	0	0	14	222
11	Chaffee	3	1	4	1	0	0	0	16
	Custer	0	0	3	0	0	0	0	8
	Fremont	2	0	5	0	0	0	1	66
	Park	1	0	0	0	1	0	0	13
	Total	6	1	12	1	1	0	1	103

**Table 22:
District Court Juvenile Delinquency Filings by Case Type
Fiscal Year 2019**

Judicial District	Court Location	Arson	Assault	Bail Violation	Burglary	Bribery - Tampering	Child Abuse	Criminal Mischief	Cruelty to Animals	Delinquent Case Remand from District Court	Driving Under the Influence	Drugs	Escape
12	Alamosa	0	4	0	4	0	0	3	0	0	0	1	5
	Conejos	0	1	0	0	0	0	0	0	0	0	0	0
	Costilla	0	0	0	0	0	0	0	0	0	0	0	0
	Mineral	0	0	0	0	0	0	0	0	0	0	0	0
	Rio Grande	0	3	0	3	0	0	1	1	0	0	1	0
	Saguache	0	2	0	3	0	0	0	1	0	0	1	0
	Total	0	10	0	10	0	0	4	2	0	0	3	5
13	Kit Carson	0	0	0	3	0	0	1	0	0	0	0	0
	Logan	2	6	0	0	0	0	1	0	0	0	3	0
	Morgan	0	10	0	2	0	0	1	0	0	0	1	0
	Phillips	0	1	0	0	0	0	0	0	0	0	2	0
	Sedgwick	0	0	0	2	0	0	0	0	0	0	2	0
	Washington	0	1	0	3	0	0	1	0	0	0	1	0
	Yuma	0	2	0	0	0	0	2	0	0	0	0	0
	Total	2	20	0	10	0	0	6	0	0	0	9	0
14	Grand	0	0	0	0	0	0	0	0	0	0	1	0
	Moffat	0	5	0	7	0	0	3	0	0	0	0	0
	Routt	0	0	0	1	0	0	0	0	0	2	3	0
	Total	0	5	0	8	0	0	3	0	0	2	4	0
15	Baca	0	0	0	0	0	0	0	0	0	0	1	0
	Cheyenne	0	0	0	1	0	0	1	0	0	0	0	0
	Kiowa	0	0	0	0	0	0	0	0	0	0	0	0
	Prowers	0	2	1	1	0	0	2	0	0	1	0	0
	Total	0	2	1	2	0	0	3	0	0	1	1	0
16	Bent	0	6	0	0	0	0	0	0	0	0	1	0
	Crowley	0	2	0	0	0	0	0	0	0	0	0	0
	Otero	0	5	0	2	0	0	1	0	0	0	0	0
	Total	0	13	0	2	0	0	1	0	0	0	1	0
17	Adams	4	81	0	41	0	2	18	1	0	0	34	3
	Broomfield	0	7	0	2	0	0	0	0	0	0	9	0
	Total	4	88	0	43	0	2	18	1	0	0	43	3
18	Arapahoe	4	162	2	82	0	1	43	0	0	0	37	52
	Douglas	1	70	0	17	1	0	32	0	0	1	122	0
	Elbert	0	2	0	0	0	0	0	0	0	0	2	0
	Lincoln	0	0	0	0	0	0	0	0	0	0	0	0
	Total	5	234	2	99	1	1	75	0	0	1	161	52
19	Weld	9	123	0	41	0	3	48	0	0	5	52	0
20	Boulder	6	45	3	17	1	1	29	0	0	0	22	0
21	Mesa	2	92	3	6	1	1	28	0	0	0	34	11
22	Dolores	0	1	0	0	0	0	0	0	0	0	0	0
	Montezuma	1	15	0	3	0	0	11	0	0	0	8	0
	Total	1	16	0	3	0	0	11	0	0	0	8	0
State Total		57	1,433	12	592	19	9	498	12	1	30	634	87
Percent of State Total		1%	17%	0.14%	7%	0.23%	0.11%	6%	0.14%	0.01%	0%	8%	1%

Table 22:
District Court Juvenile Delinquency Filings by Case Type
Fiscal Year 2019

Judicial District	Court Location	Forgery	Fraud	Gambling	Harassment	Homicide	Impersonation	Incest	Kidnapping	Menacing	Municipal Charge other than Curfew
12	Alamosa	0	0	0	0	1	0	0	0	0	0
	Conejos	0	0	0	2	0	0	0	0	0	0
	Costilla	0	0	0	0	0	0	0	0	1	0
	Mineral	0	0	0	0	0	0	0	0	0	0
	Rio Grande	0	0	0	1	1	0	0	0	0	0
	Saguache	0	0	0	0	0	0	0	0	1	0
	Total	0	0	0	3	2	0	0	0	2	0
13	Kit Carson	1	0	0	1	0	0	0	0	1	0
	Logan	0	0	0	2	2	0	0	0	3	0
	Morgan	0	0	0	3	0	0	0	0	3	0
	Phillips	0	0	0	0	0	0	0	0	0	0
	Sedgwick	0	0	0	0	0	0	0	0	0	0
	Washington	0	0	0	0	0	0	0	0	0	0
	Yuma	0	0	0	0	0	0	0	0	0	0
	Total	1	0	0	6	2	0	0	0	7	0
14	Grand	0	0	0	1	0	0	1	0	0	0
	Moffat	0	0	0	2	0	1	0	0	0	0
	Routt	0	0	0	0	0	0	0	0	0	0
	Total	0	0	0	3	0	1	1	0	0	0
15	Baca	0	0	0	0	0	0	0	0	0	0
	Cheyenne	0	0	0	0	0	0	0	0	0	0
	Kiowa	0	0	0	0	0	0	0	0	0	0
	Prowers	0	0	0	2	0	0	0	0	1	0
	Total	0	0	0	2	0	0	0	0	1	0
16	Bent	0	0	0	0	1	0	0	0	0	0
	Crowley	0	0	0	0	0	0	0	0	0	0
	Otero	0	0	0	1	1	0	0	0	0	0
	Total	0	0	0	1	2	0	0	0	0	0
17	Adams	0	0	0	17	6	4	1	4	15	0
	Broomfield	0	0	0	1	0	0	0	0	4	0
	Total	0	0	0	18	6	4	1	4	19	0
18	Arapahoe	0	0	0	18	5	1	1	3	25	0
	Douglas	3	0	0	33	1	1	2	0	6	0
	Elbert	0	0	0	0	0	0	0	0	0	0
	Lincoln	0	0	0	2	0	0	0	0	0	0
	Total	3	0	0	53	6	2	3	3	31	0
19	Weld	1	0	0	20	2	3	0	4	22	0
20	Boulder	3	1	0	14	1	2	0	5	16	0
21	Mesa	0	2	0	17	0	6	2	0	18	1
22	Dolores	0	0	0	0	0	0	0	0	0	0
	Montezuma	0	1	0	3	0	0	0	0	5	0
	Total	0	1	0	3	0	0	0	0	5	0
State Total		12	8	1	330	62	44	16	27	274	2
Percent of State Total		0.14%	0.10%	0.01%	4%	0.74%	1%	0.19%	0.32%	3%	0%

**Table 22:
District Court Juvenile Delinquency Filings by Case Type
Fiscal Year 2019**

Judicial District	Court Location	Other	Perjury	Pornography	Possession of Alcohol by Minor	Prostitution	Public Peace and Order	Robbery	Runaway
12	Alamosa	1	0	0	0	0	0	0	0
	Conejos	0	0	0	0	0	0	0	0
	Costilla	0	1	0	0	0	0	0	0
	Mineral	0	0	0	0	0	1	0	0
	Rio Grande	0	0	0	0	0	2	0	0
	Saguache	0	0	0	0	0	0	1	0
	Total	1	1	0	0	0	3	1	0
13	Kit Carson	2	0	0	0	0	2	0	0
	Logan	1	0	0	0	0	1	0	0
	Morgan	6	0	0	0	0	0	0	0
	Phillips	0	0	0	0	0	0	0	0
	Sedgwick	1	0	0	0	0	0	0	0
	Washington	0	0	0	0	0	1	0	0
	Yuma	2	0	0	0	0	0	0	0
	Total	12	0	0	0	0	4	0	0
14	Grand	0	0	0	0	0	0	0	0
	Moffat	3	0	0	1	0	2	0	0
	Routt	0	0	0	0	0	0	0	0
	Total	3	0	0	1	0	2	0	0
15	Baca	0	0	0	0	0	0	0	0
	Cheyenne	0	0	0	0	0	0	0	0
	Kiowa	1	0	0	0	0	0	0	0
	Prowers	2	0	0	0	0	0	0	0
	Total	3	0	0	0	0	0	0	0
16	Bent	0	0	0	1	0	0	0	0
	Crowley	0	0	0	0	0	0	0	0
	Otero	0	0	0	0	0	0	1	0
	Total	0	0	0	1	0	0	1	0
17	Adams	44	0	0	0	0	11	40	0
	Broomfield	2	0	0	0	0	2	1	0
	Total	46	0	0	0	0	13	41	0
18	Arapahoe	107	0	0	0	0	22	85	0
	Douglas	63	0	0	29	0	5	7	0
	Elbert	6	0	0	0	0	0	0	0
	Lincoln	1	0	0	0	0	1	0	0
	Total	177	0	0	29	0	28	92	0
19	Weld	94	0	0	5	0	8	8	0
20	Boulder	36	0	0	1	0	22	20	0
21	Mesa	36	0	0	1	0	5	3	0
22	Dolores	0	0	0	0	0	0	0	0
	Montezuma	9	0	0	2	0	5	5	0
	Total	9	0	0	2	0	5	5	0
State Total		993	2	0	62	1	145	344	11
Percent of State Total		12%	0.02%	0.00%	1%	0.01%	2%	4%	0.13%

**Table 22:
District Court Juvenile Delinquency Filings by Case Type
Fiscal Year 2019**

Judicial District	Court Location	Sex Offenses	Tampering	Theft	Trespass	Vehicular Assault	Vehicular Homicide	Weapon	Total
12	Alamosa	8	0	11	1	0	0	0	39
	Conejos	2	0	0	0	0	0	0	5
	Costilla	0	0	0	0	0	0	0	2
	Mineral	0	0	0	0	0	0	0	1
	Rio Grande	3	0	0	1	0	0	0	17
	Saguache	1	0	0	0	0	0	0	10
	Total	14	0	11	2	0	0	0	74
13	Kit Carson	0	0	1	0	0	1	1	14
	Logan	11	0	2	0	0	1	1	36
	Morgan	1	0	3	0	0	0	1	31
	Phillips	1	0	1	0	0	0	0	5
	Sedgwick	2	0	0	2	0	0	0	9
	Washington	1	0	1	0	0	0	0	9
	Yuma	3	0	1	0	0	0	0	10
	Total	19	0	9	2	0	0	3	114
14	Grand	2	0	1	0	0	0	1	7
	Moffat	1	0	2	3	1	0	0	31
	Routt	4	0	1	0	0	0	0	11
	Total	7	0	4	3	1	0	1	49
15	Baca	0	0	1	0	0	0	0	2
	Cheyenne	0	0	0	0	0	0	0	2
	Kiowa	1	0	0	0	0	0	0	2
	Prowers	2	0	1	2	0	0	0	17
	Total	3	0	2	2	0	0	0	23
16	Bent	0	0	0	0	0	0	0	9
	Crowley	0	0	0	0	0	0	0	2
	Otero	3	0	1	0	0	0	1	16
	Total	3	0	1	0	0	0	1	27
17	Adams	51	1	67	41	3	0	45	534
	Broomfield	3	0	8	8	0	0	2	49
	Total	54	1	75	49	3	0	47	583
18	Arapahoe	32	0	126	56	0	0	46	910
	Douglas	33	1	94	22	2	0	8	554
	Elbert	4	0	4	0	0	0	0	18
	Lincoln	3	0	1	0	0	0	0	8
	Total	72	1	225	78	2	0	54	1,490
19	Weld	43	0	108	39	1	0	16	655
20	Boulder	28	0	76	20	0	0	8	377
21	Mesa	21	5	35	33	3	0	19	385
22	Dolores	0	0	0	0	0	0	0	1
	Montezuma	2	0	20	6	0	0	0	96
	Total	2	0	20	6	0	0	0	97
State Total		531	19	1,210	451	11	0	383	8,326
Percent of State Total		6%	0.23%	15%	5%	0.13%	0.00%	5%	100%

**Table 23:
District Court Mental Health Filings by Case Type
Fiscal Year 2019**

Judicial District	Court Location	Alcohol /Drugs	Developmentally Disabled	Evaluation	Involuntary Medication Procedure	Legal Disability	Long Term Certification	Long Term Change of Venue	Other	Short Term	Short Term COV	72 Hour Hold	Total
1	Gilpin	0	0	0	0	0	0	0	0	6	0	1	7
	Jefferson	40	4	7	0	0	6	0	0	625	0	0	682
	Total	40	4	7	0	0	6	0	0	631	0	1	689
2	Denver Probate	28	5	22	37	0	32	11	0	1,332	1	0	1,468
3	Huerfano	0	0	0	0	0	0	0	0	3	0	1	4
	Las Animas	0	0	0	0	0	0	0	0	11	0	0	11
	Total	0	0	0	0	0	0	0	0	14	0	0	15
4	El Paso	16	3	3	0	0	7	3	0	603	0	669	1,304
	Teller	0	0	0	0	0	0	0	0	22	0	20	42
	Total	16	3	3	0	0	7	3	0	625	0	689	1,346
5	Clear Creek	0	0	0	0	0	0	0	0	8	0	0	8
	Eagle	0	0	0	0	0	0	0	0	26	0	0	26
	Lake	0	0	0	0	0	0	0	0	2	0	0	2
	Summit	0	0	0	0	0	0	0	0	19	0	0	19
	Total	0	0	0	0	0	0	0	0	55	0	0	55
6	Archuleta	0	0	0	0	0	0	0	0	5	0	1	6
	La Plata	0	0	0	0	0	0	0	0	50	1	3	54
	San Juan	0	0	0	0	0	0	0	0	0	0	0	0
	Total	0	0	0	0	0	0	0	0	55	1	4	60
7	Delta	0	1	0	0	0	0	0	0	11	0	0	12
	Gunnison	0	0	0	0	0	0	0	0	7	0	0	7
	Hinsdale	0	0	0	0	0	0	0	0	0	0	0	0
	Montrose	0	1	0	0	0	0	0	0	23	0	0	24
	Ouray	0	0	0	0	0	0	0	0	1	0	0	1
	San Miguel	0	0	0	0	0	0	0	0	2	0	0	2
	Total	0	2	0	0	0	0	0	0	44	0	0	46
8	Jackson	0	0	0	0	0	0	0	0	0	0	0	0
	Larimer	1	1	2	0	0	0	0	3	486	0	20	513
	Total	1	1	2	0	0	0	0	3	486	0	20	513
9	Garfield	0	0	0	0	0	0	0	0	18	0	0	18
	Pitkin	0	0	0	0	0	0	0	0	3	0	4	7
	Rio Blanco	1	0	0	0	0	0	0	0	1	0	2	4
	Total	1	0	0	0	0	0	0	0	22	0	6	29
10	Pueblo	4	13	16	141	0	5	1	0	203	0	6	389
11	Chaffee	2	0	0	0	0	0	0	0	19	0	0	21
	Custer	0	0	0	0	0	1	0	0	1	0	1	3
	Fremont	0	0	0	0	0	0	0	0	36	0	0	36
	Park	0	0	0	0	0	0	0	0	3	0	5	8
	Total	2	0	0	0	0	1	0	0	59		6	68

**Table 23:
District Court Mental Health Filings by Case Type
Fiscal Year 2019**

Judicial District	Court Location	Alcohol /Drugs	Developmentally Disabled	Evaluation	Involuntary Medication Procedure	Legal Disability	Long Term Certification	Long Term Change of Venue	Other	Short Term	Short Term COV	72 Hour Hold	Total
12	Alamosa	0	0	0	0	0	0	0	0	11	0	10	21
	Conejos	0	0	0	0	0	0	0	0	0	0	3	3
	Costilla	0	0	0	0	0	0	0	0	0	0	5	5
	Mineral	0	0	0	0	0	0	0	0	1	0	2	3
	Rio Grande	0	0	0	0	0	0	0	0	12	0	8	20
	Saguache	0	0	0	0	0	0	0	0	4	0	6	10
	<i>Total</i>	0	0	0	0	0	0	0	0	28	0	34	62
13	Kit Carson	0	0	0	0	0	0	0	0	4	0	7	11
	Logan	0	0	0	0	0	0	0	1	18	0	12	31
	Morgan	0	1	0	0	0	0	0	0	18	0	6	25
	Phillips	0	0	0	0	0	0	0	0	0	0	4	4
	Sedgwick	0	0	0	0	0	0	0	0	1	0	0	1
	Washington	0	0	0	0	0	0	0	0	2	0	1	3
	Yuma	0	0	0	0	0	0	0	1	0	0	2	3
	<i>Total</i>	0	1	0	0	0	0	0	2	43	0	32	78
14	Grand	0	0	0	0	0	0	0	0	8	0	0	8
	Moffat	0	0	0	0	0	0	0	0	2	0	1	3
	Routt	0	0	0	0	0	0	0	0	5	0	0	5
	<i>Total</i>	0	0	0	0	0	0	0	0	15	0	1	16
15	Baca	0	0	0	0	0	0	0	0	1	0	3	4
	Cheyenne	0	0	0	0	0	0	0	0	1	0	0	1
	Kiowa	0	0	0	0	0	0	0	0	1	0	0	1
	Prowers	0	0	0	0	0	0	0	0	5	0	0	5
	<i>Total</i>	0	0	0	0	0	0	0	0	8	0	3	11
16	Bent	0	0	0	0	0	1	0	0	1	0	0	2
	Crowley	0	0	0	0	0	0	0	0	3	0	0	3
	Otero	0	0	2	0	0	0	1	0	27	0	0	30
	<i>Total</i>	0	0	2	0	0	1	1	0	31	0	0	35
17	Adams	8	3	1	0	0	7	0	0	539	0	0	558
	Broomfield	0	0	0	0	0	1	0	0	35	0	0	36
	<i>Total</i>	8	3	1	0	0	8	0	0	574	0	0	594
18	Arapahoe	12	5	7	0	2	18	1	0	870	1	0	916
	Douglas	9	0	4	2	0	9	3	0	216	0	2	245
	Elbert	0	0	0	0	0	0	0	0	14	0	1	15
	Lincoln	0	0	0	0	0	0	0	0	6	0	0	6
	<i>Total</i>	21	5	11	2	2	27	4	0	1,106	1	3	1,182
19	Weld	11	1	0	0	0	1	0	0	246	0	0	259
20	Boulder	1	1	1	0	0	2	4	0	469	2	0	480
21	Mesa	0	11	0	0	0	1	0	0	358	0	0	370
22	Dolores	0	0	0	0	0	0	0	0	0	0	0	0
	Montezuma	0	0	1	0	0	0	0	0	9	0	4	14
	<i>Total</i>	0	0	1	0	0	0	0	0	9	0	4	14
<i>State Total</i>		133	50	66	180	2	91	24	5	6,413	5	809	7,779
<i>Percent State Total</i>		2%	1%	1%	2%	0%	1%	0.31%	0.06%	82%	0.06%	10%	100%

**Table 24:
District Court Probate Filings by Case Type
Fiscal Year 2019**

Judicial District	Court Location	Ancillary Proceedings	Conservatorship/ Adult	Conservator/ Guardian- Adult	Conservatorship/ Minor	Conservatorship/ Guardian-Minor	Determination of Heirship	Foreign Protective Proceeding
1	Gilpin	4	0	0	0	0	0	0
	Jefferson	15	26	55	13	1	9	0
	<i>Total</i>	19	26	55	13	1	9	0
2	Denver Probate	16	38	60	7	2	4	1
3	Huerfano	14	1	0	0	0	0	0
	Las Animas	8	0	1	1	1	2	0
	<i>Total</i>	22	1	1	1	1	2	0
4	El Paso	22	21	51	51	4	2	0
	Teller	7	1	0	2	0	1	0
	<i>Total</i>	29	22	51	53	4	3	0
5	Clear Creek	4	0	1	2	0	0	0
	Eagle	26	1	0	1	1	0	0
	Lake	2	0	1	0	0	1	0
	Summit	22	0	0	0	0	0	0
	<i>Total</i>	54	1	2	3	1	1	0
6	Archuleta	12	0	0	1	0	1	0
	La Plata	30	3	4	0	0	2	0
	San Juan	0	0	0	0	0	0	0
	<i>Total</i>	42	3	4	1	0	3	0
7	Delta	0	4	4	1	0	0	0
	Gunnison	6	0	0	1	0	1	0
	Hinsdale	2	0	0	0	0	1	0
	Montrose	2	1	4	1	2	1	0
	Ouray	2	0	0	0	0	0	0
	San Miguel	3	0	0	1	0	0	0
	<i>Total</i>	15	5	8	4	2	3	0
8	Jackson	0	0	0	0	0	1	0
	Larimer	14	16	24	13	4	6	0
	<i>Total</i>	14	16	24	13	4	7	0
9	Garfield	2	1	0	2	0	0	1
	Pitkin	14	2	2	1	0	0	0
	Rio Blanco	7	0	1	1	0	3	0
	<i>Total</i>	23	3	3	4	0	3	1
10	Pueblo	20	7	20	17	0	7	0
11	Chaffee	5	0	6	0	0	1	1
	Custer	3	0	0	1	0	1	0
	Fremont	7	2	2	2	0	3	0
	Park	22	0	0	0	0	2	0
	<i>Total</i>	37	2	8	3	0	7	1

**Table 24:
District Court Probate Filings by Case Type
Fiscal Year 2019**

Judicial District	Court Location	Guardianship/ Adult	Guardianship/ Minor	Intestate Formal	Intestate Informal	Other	Public Administrator Statement	Registration of Foreign Order	Single* Transaction
1	Gilpin	0	0	1	4	0	0	1	0
	Jefferson	73	106	31	274	4	29	0	56
	Total	73	106	32	278	4	29	1	56
2	Denver Probate	123	51	64	353	21	39	2	83
3	Huerfano	2	0	3	11	0	0	0	0
	Las Animas	5	1	3	14	0	0	0	0
	Total	7	1	6	25	0	0	0	0
4	El Paso	148	169	40	296	0	0	0	63
	Teller	8	3	0	13	0	0	0	0
	Total	156	172	40	309	0	0	0	63
5	Clear Creek	0	0	1	10	0	0	0	0
	Eagle	4	8	1	15	1	0	1	1
	Lake	0	1	0	3	0	0	0	0
	Summit	2	0	0	8	0	0	0	0
	Total	6	9	2	36	1	0	1	1
6	Archuleta	4	2	0	8	0	0	2	1
	La Plata	9	8	1	18	0	0	0	6
	San Juan	0	0	0	1	0	0	0	0
	Total	13	10	1	27	0	0	2	7
7	Delta	14	5	8	31	0	1	0	5
	Gunnison	1	3	2	9	1	0	0	1
	Hinsdale	0	0	0	1	0	0	0	0
	Montrose	4	4	4	33	0	0	0	2
	Ouray	0	0	0	5	0	0	0	0
	San Miguel	0	1	0	4	0	0	0	0
	Total	19	13	14	83	1	1	0	8
8	Jackson	0	0	0	8	1	0	0	0
	Larimer	53	24	7	142	1	20	0	20
	Total	53	24	7	150	2	20	0	20
9	Garfield	5	9	1	21	0	0	1	1
	Pitkin	2	2	1	7	0	0	0	2
	Rio Blanco	0	5	0	4	1	0	0	1
	Total	7	16	2	32	1	0	1	4
10	Pueblo	48	52	39	146	0	0	1	14
11	Chaffee	3	5	0	10	0	0	0	4
	Custer	1	0	0	6	0	0	0	0
	Fremont	11	12	3	49	1	0	0	0
	Park	0	4	1	42	1	0	0	1
	Total	15	21	4	107	2	0	0	5

*Single Transaction cases include the approval of personal injury settlements and personal injury settlements by insurance company cases.

**Table 24:
District Court Probate Filings by Case Type
Fiscal Year 2019**

Judicial District	Court Location	Special Administrator Formal	Special Administrator Informal	Testate Formal	Testate Informal	Trust	Trust Registrations	Uniform Veterans Guardianship Act	Will Transfer	Total
1	Gilpin	0	0	3	7	3	1	0	0	24
	Jefferson	10	1	71	824	28	155	0	2	1,783
	Total	10	1	74	831	31	156	0	2	1,807
2	Denver Probate	16	2	115	660	67	222	0	11	1,957
3	Huerfano	0	0	1	20	1	0	0	0	53
	Las Animas	0	0	2	19	0	1	0	0	58
	Total	0	0	3	39	1	1	0	0	111
4	El Paso	8	0	79	648	26	109	0	4	1,741
	Teller	0	0	5	33	1	3	0	0	77
	Total	8	0	84	681	27	112	0	4	1,818
5	Clear Creek	0	0	2	21	0	1	0	0	42
	Eagle	0	0	4	38	5	18	0	0	125
	Lake	0	0	0	10	2	0	0	0	20
	Summit	0	0	6	21	2	2	0	0	63
	Total	0	0	12	90	9	21	0	0	250
6	Archuleta	0	0	4	23	0	6	0	0	64
	La Plata	0	0	5	55	3	12	0	0	156
	San Juan	0	0	0	1	0	0	0	0	2
	Total	0	0	9	79	3	18	0	0	222
7	Delta	0	0	10	70	0	2	0	0	155
	Gunnison	1	0	2	19	0	4	0	0	51
	Hinsdale	0	0	1	3	0	0	0	0	8
	Montrose	0	1	4	55	2	4	0	0	124
	Ouray	0	0	3	7	0	2	0	0	19
	San Miguel	0	0	1	6	0	1	0	0	17
	Total	1	1	21	160	2	13	0	0	374
8	Jackson	0	0	0	5	0	0	0	0	15
	Larimer	3	1	25	394	20	62	0	1	850
	Total	3	1	25	399	20	62	0	1	865
9	Garfield	1	0	7	64	1	6	0	0	123
	Pitkin	0	0	3	26	0	7	0	0	69
	Rio Blanco	0	0	0	8	0	0	0	0	31
	Total	1	0	10	98	1	13	0	0	223
10	Pueblo	7	3	32	234	2	22	0	1	672
11	Chaffee	1	0	1	42	0	8	0	0	87
	Custer	0	0	0	6	0	1	0	0	19
	Fremont	1	0	5	68	1	8	0	0	175
	Park	0	0	3	30	2	4	0	0	112
	Total	2	0	9	146	3	21	0	0	393

Table 24:
District Court Probate Filings by Case Type
Fiscal Year 2019

Judicial District	Court Location	Ancillary Proceedings	Conservatorship/Adult	Conservator/Guardian-Adult	Conservatorship/Minor	Conservatorship/Guardian-Minor	Determination of Heirship	Foreign Protective Proceeding
12	Alamosa	2	4	0	0	0	0	0
	Conejos	7	0	0	0	0	0	0
	Costilla	34	3	0	0	0	2	0
	Mineral	3	1	0	0	0	0	0
	Rio Grande	8	2	0	0	0	0	0
	Saguache	6	1	0	0	0	0	0
	Total	60	11	0	0	0	2	0
13	Kit Carson	3	1	0	0	0	5	0
	Logan	5	2	1	2	1	1	0
	Morgan	4	3	5	1	0	4	0
	Phillips	0	0	2	1	0	1	0
	Sedgwick	2	0	0	0	0	0	0
	Washington	2	0	0	1	0	6	0
	Yuma	4	0	2	3	0	0	0
	Total	20	6	10	8	1	17	0
14	Grand	10	0	1	0	0	3	0
	Moffat	12	0	0	0	0	8	0
	Routt	14	0	1	1	0	1	0
	Total	36	0	2	1	0	12	0
15	Baca	4	0	0	1	0	5	0
	Cheyenne	8	0	0	0	0	1	0
	Kiowa	8	0	0	0	0	2	0
	Prowers	3	2	1	1	0	3	0
	Total	23	2	1	2	0	11	0
16	Bent	4	1	1	0	0	0	0
	Crowley	2	0	0	1	0	2	0
	Otero	1	1	0	4	0	5	0
	Total	7	2	1	5	0	7	0
17	Adams	10	8	51	40	2	11	2
	Broomfield	1	0	4	6	1	0	0
	Total	11	8	55	46	3	11	2
18	Arapahoe	10	42	51	37	7	7	1
	Douglas	4	9	30	40	0	0	1
	Elbert	3	0	6	0	1	4	0
	Lincoln	1	0	0	1	0	2	0
	Total	18	51	87	78	8	13	2
19	Weld	41	5	19	23	3	108	0
20	Boulder	15	7	39	24	3	5	0
21	Mesa	6	17	29	12	0	4	1
22	Dolores	1	0	2	0	0	1	0
	Montezuma	9	2	2	0	2	4	0
	Total	10	2	4	0	2	5	0
State Total		538	235	483	318	35	244	8
Percent of State Total		3%	1%	3%	2%	0.22%	2%	0.05%

*Single Transaction cases include the approval of personal injury settlements and personal injury settlements by insurance company cases.

Table 24:
District Court Probate Filings by Case Type
Fiscal Year 2019

Judicial District	Court Location	Guardianship/ Adult	Guardianship/ Minor	Intestate Formal	Intestate Informal	Other	Public Administrator Statement	Registration of Foreign Order	Single*
12	Alamosa	5	2	5	9	0	0	0	3
	Conejos	4	1	7	3	0	0	0	0
	Costilla	4	0	21	15	0	0	0	0
	Mineral	2	0	1	2	0	0	0	0
	Rio Grande	4	2	5	12	0	0	1	2
	Saguache	1	1	3	5	0	0	0	0
	<i>Total</i>	20	6	42	46	0	0	1	5
13	Kit Carson	3	3	0	6	1	0	0	2
	Logan	3	2	2	10	1	0	0	0
	Morgan	2	14	5	19	2	0	0	3
	Phillips	0	1	0	4	1	0	0	0
	Sedgwick	0	0	0	3	0	0	0	0
	Washington	0	0	2	6	0	0	0	0
	Yuma	2	2	1	8	0	0	2	0
	<i>Total</i>	10	22	10	56	5	0	2	5
14	Grand	1	3	1	11	0	0	0	0
	Moffat	2	5	0	12	0	0	0	1
	Routt	1	1	1	11	0	0	0	1
	<i>Total</i>	4	9	2	34	0	0	0	2
15	Baca	2	4	0	13	0	0	0	1
	Cheyenne	1	0	0	2	0	0	0	0
	Kiowa	0	0	0	2	0	0	0	0
	Prowers	4	12	2	15	1	0	0	0
	<i>Total</i>	7	16	2	32	1	0	0	1
16	Bent	2	0	0	6	0	0	0	0
	Crowley	1	0	0	6	0	0	0	0
	Otero	3	4	2	14	0	0	0	6
	<i>Total</i>	6	4	2	26	0	0	0	6
17	Adams	60	88	40	222	7	18	1	49
	Broomfield	10	8	3	23	0	2	1	5
	<i>Total</i>	70	96	43	245	7	20	2	54
18	Arapahoe	94	94	45	267	7	6	1	85
	Douglas	41	34	16	53	0	2	0	28
	Elbert	3	3	2	9	0	0	0	1
	Lincoln	1	4	1	8	0	0	0	0
	<i>Total</i>	139	135	64	337	7	8	1	114
19	Weld	49	66	20	255	2	6	1	48
20	Boulder	51	28	11	112	3	0	1	19
21	Mesa	50	77	27	77	2	8	1	9
22	Dolores	1	2	0	5	0	0	0	0
	Montezuma	7	14	1	30	2	0	1	1
	<i>Total</i>	8	16	1	35	2	0	1	1
<i>State Total</i>		934	950	435	2,801	61	131	18	525
<i>Percent of State Total</i>		6%	6%	3%	17%	0.38%	1%	0.11%	3%

*Single Transaction cases include the approval of personal injury settlements and personal injury settlements by insurance company cases.

Table 24:
District Court Probate Filings by Case Type
Fiscal Year 2019

Judicial District	Court Location	Special Administrator Formal	Special Administrator Informal	Testate Formal	Testate Informal	Trust	Trust Registrations	Uniform Veterans Guardianship Act	Will Transfer	Total
12	Alamosa	0	0	8	18	0	1	0	0	57
	Conejos	0	0	3	8	0	0	0	0	33
	Costilla	0	0	17	13	0	0	0	0	109
	Mineral	0	0	0	3	0	0	0	0	12
	Rio Grande	0	0	3	13	0	1	0	0	53
	Saguache	0	0	1	8	0	0	0	0	26
	<i>Total</i>	0	0	32	63	0	2	0	0	290
13	Kit Carson	0	0	1	12	0	3	0	0	40
	Logan	0	0	9	29	0	3	0	1	72
	Morgan	0	0	5	33	1	3	0	0	104
	Phillips	0	0	2	11	0	3	0	0	26
	Sedgwick	0	0	0	12	0	2	0	0	19
	Washington	0	0	1	17	1	1	0	0	37
	Yuma	0	0	1	21	1	3	0	0	50
	<i>Total</i>	0	0	19	135	3	18	0	1	348
14	Grand	0	0	2	19	0	3	0	0	54
	Moffat	0	0	2	21	1	7	0	0	71
	Routt	1	0	0	29	2	10	0	0	74
	<i>Total</i>	1	0	4	69	3	20	0	0	199
15	Baca	0	0	0	9	0	1	0	0	40
	Cheyenne	0	0	3	3	1	3	0	0	22
	Kiowa	0	0	3	4	2	1	0	0	22
	Prowers	0	0	1	16	0	2	0	0	63
	<i>Total</i>	0	0	7	32	3	7	0	0	147
16	Bent	0	0	3	12	0	0	0	0	29
	Crowley	0	0	0	9	0	0	0	0	21
	Otero	0	0	4	32	0	1	0	0	77
	<i>Total</i>	0	0	7	53	0	1	0	0	127
17	Adams	7	1	59	364	11	47	0	1	1,099
	Broomfield	0	0	12	75	3	15	0	2	171
	<i>Total</i>	7	1	71	439	14	62	0	3	1,270
18	Arapahoe	8	1	84	628	38	116	0	1	1,630
	Douglas	2	0	28	253	14	84	0	0	639
	Elbert	0	0	4	24	0	2	0	0	62
	Lincoln	0	0	2	16	0	1	0	0	37
	<i>Total</i>	10	1	118	921	52	203	0	1	2,368
19	Weld	4	3	60	358	8	21	0	0	1,100
20	Boulder	5	1	48	415	41	86	0	3	917
21	Mesa	0	0	49	176	6	41	0	0	592
22	Dolores	0	0	2	6	0	1	0	0	21
	Montezuma	0	0	2	40	1	2	0	0	120
	<i>Total</i>	0	0	4	46	1	3	0	0	141
<i>State Total</i>		75	14	813	6,124	297	1,125	0	27	16,191
<i>Percent of State Total</i>		0.46%	0.09%	5%	38%	2%	7%	0.00%	0.17%	100%

*Single Transaction cases include the approval of personal injury settlements and personal injury settlements by insurance company cases.

Section IV: County Court



County Court Judges

*This list contains the names of Judges that served during FY2019.

First Judicial District

Gilpin: David C. Taylor
Jefferson: Bradley A. Burbach
Verna L. Carpenter
Susan L. Fisch
Corinne Magid
Karolyn (KJ) Moore
Mark M. Randall
Harold Sargent
Ryan Stuart
Thomas E. Vance
Jean Woodford

Denver County Court

Theresa Spahn, Presiding Judge
Johnny Barajas
Brian T. Campbell
Andrea Eddy
Adam Espinoza
Beth Faragher
Olympia Fay
Clarisse M. Gonzales-Magnall
Gary Jackson
Kerri Lombardi
Chelsea Malone
Isabel Pallares
Nicole Rodarte
Andre L. Rudolph
Barry Schwartz
Fran Simonet
Judith Smith

Third Judicial District

John "Clay" McKisson
Las Animas: Bruce Billings
Las Animas: John Mochel
Huerfano: Dawn Mann

Fourth Judicial District

El Paso: Christopher E. Acker
Meredith Patrick Cord
Jessica Curtis
Samuel Evig
Laura Findorff
Shannon Gerhart
Karla J. Hansen
Larry D. Martin
Douglas J. Miles
D. Denise Peacock
Ann M. Rotolo
Stephen J. Sletta
Regina Walter
Daniel S. Wilson
Teller: Theresa Kilgore

Fifth Judicial District

Clear Creek: Cynthia Jones
Eagle: Rachel Fresquez
Lake: Johnathan Shamis
Summit: Edward J. Casias

Sixth Judicial District

Archuleta: Justin Fay
La Plata: Dondi Osborne
San Juan: Anthony D. Edwards

Seventh Judicial District

Delta: Jin Ho Pak
Gunnison: Ashley M. Burgemeister
Hinsdale: Alvin K. Lutz
Montrose: Bennett A. Morris
Ouray: Zachary Martin
San Miguel: Susanne Ross

Eighth Judicial District

Jackson: Cindy L. Wilson
Larimer: Mary Joan Berenato
Kraig S. Ecton
Joshua B. Lehman
Thomas L. Lynch
Peter E. Schoon, Jr.

Ninth Judicial District

Garfield: Paul Metzger
Jonathan B. Pototsky
Pitkin: Erin Fernandez-Ely
Rio Blanco: Laurie A. Noble

Tenth Judicial District

Pueblo: Steve Fieldman
David Lobato
Roberto Silva

Eleventh Judicial District

Chaffee: William P. Alderton
Custer: Amanda Hunter
Fremont: Alexandra Robak
Park: Brian L. Green

Twelfth Judicial District

Alamosa: Daniel Walzl
Conejos: Kimberly Cortez-Rodriguez
Costilla: Kimberly Wood
Mineral: Ruth M. Acheson
Rio Grande: Barbara A. Zollars
Saguache: Anna N. Ulrich

Thirteenth Judicial District

Kit Carson: Michael Grinnan
Logan: Ray Ann Brammer
Morgan: Michael K. Schingle
Morgan: Dennis Brandenburg
Phillips: Kimbra Killin
Sedgwick: James Craig Dolezal
Washington: Kelly Hansen
Yuma: Kristei Jones

Fourteenth Judicial District

Grand: Nicholas Catanzarite
Moffat: Sandra Gardner
Routt: James H. Garrecht

Fifteenth Judicial District

Baca: Debra M. Gunkel
Cheyenne: Gerald Keefe
Kiowa: Gary W. Davis
Prowers: Lane Porter

Sixteenth Judicial District

Bent: Samuel S. Vigil
Crowley: Richard Medina
Otero: Douglas R. Manley

Seventeenth Judicial District

Adams: Brian N. Bowen
Michael A. Cox
Martin (M.J.) Flaum
Cindy Hoang-Ha Thi Dang
Bryon L. Howell
Leroy D. Kirby
Sabino E. Romano
Dianna Roybal
Broomfield: Amy Bockman

Eighteenth Judicial District

Arapahoe: Colleen Clark
Chanel E. Contiguglia
Kelly LaFave
Anne M. Ollada
Michael Roche
Cheryl Rowles-Stokes
John Scipione
Don J. Toussaint
Darren L. Vahle
Joshua Williford
Douglas: Lawrence R. Bowling
Monica J. Gomez
Susanna Meissner-Cutler
Elbert: Palmer L. Boyette
Lincoln: Truston Lee Fisher

Nineteenth Judicial District

Weld: John J. Briggs
Michele L. Meyer
Dana J. Nichols
Charles S. Unfug

Twentieth Judicial District

Boulder: David A. Archuleta
Noel Blum
Elizabeth Brodsky
Zachary Malkinson
Jonathon Martin
Kristy Martinez
Karolyn Moore

Twenty-First Judicial District

Mesa: Michael J. Grattan
Craig P. Henderson
Bruce R. Raam

Twenty-Second Judicial District

Dolores: E. Dale Boyd
Montezuma: JenniLynn E. Lawrence

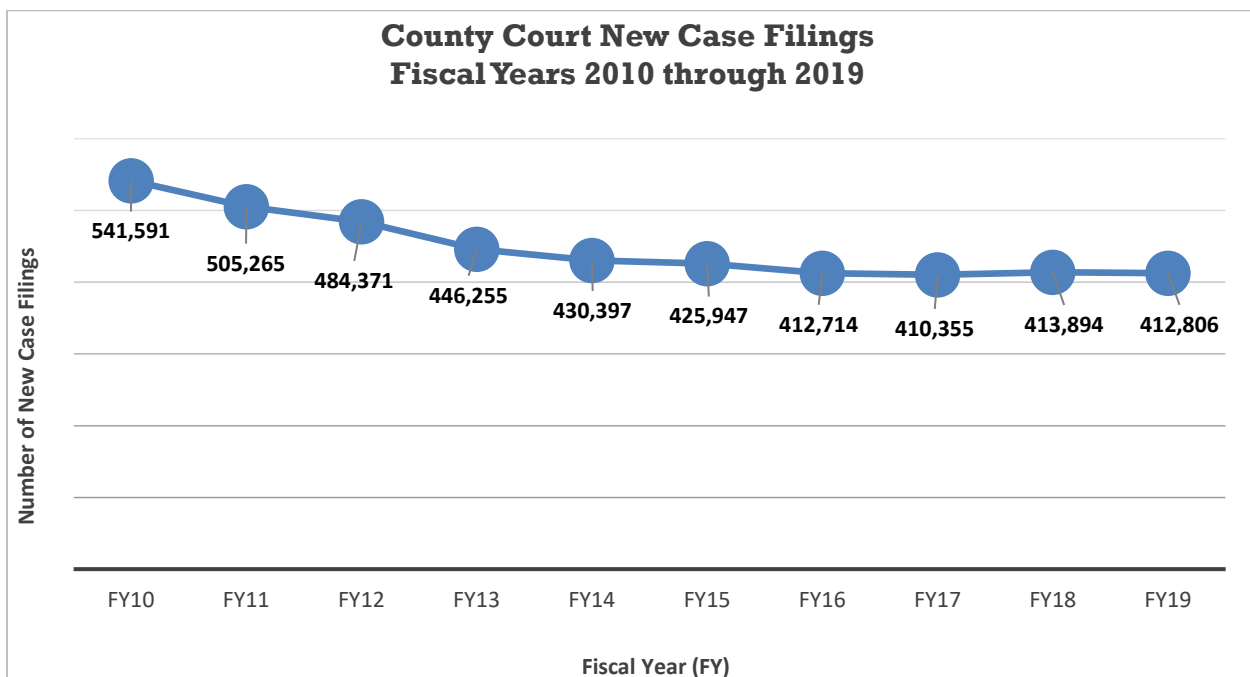
County Court

Colorado's county courts serve the citizens of each of the state's 64 counties. Every county has a county court served by one or more judges. County judges handle cases involving serious public safety issues such as misdemeanor cases, felony advisements, setting bonds, and preliminary hearings. County judges also issue search warrants and protection orders in cases involving domestic violence, preside over traffic cases, civil actions involving no more than \$25,000 (increased from \$15,000 on January 1, 2019), and conduct jury trials. Appeals from the county court may be made to the district court.

Small claims courts are divisions of county court. Individuals are allowed to argue their own cases and have speedy decisions on civil matters involving no more than \$7,500. Court sessions are held during the day or evening to accommodate the public. There are no jury trials in small claims courts, and magistrates sometimes hear these cases rather than a judge. No plaintiff may file more than two claims per month or eighteen claims per year in small claims court.

In Fiscal Year 2019, there were 412,806 case filings at the county court level. Compared to Fiscal Year 2018, county court filings in Fiscal Year 2019 have decreased by 0.26 percent to the current level of filings. The greatest area of decrease was in Small Claims filings, which decreased by 4.79 percent. The greatest area of growth was in Felony Complaints, which increased by 6.99 percent.

Specific information regarding each county court is available at <http://www.courts.state.co.us/Courts/County/Choose.cfm>.



**Chart 3 and Chart 4:
County Court Case Filings -- Proportion of Cases by Type
Ten Year Comparison**

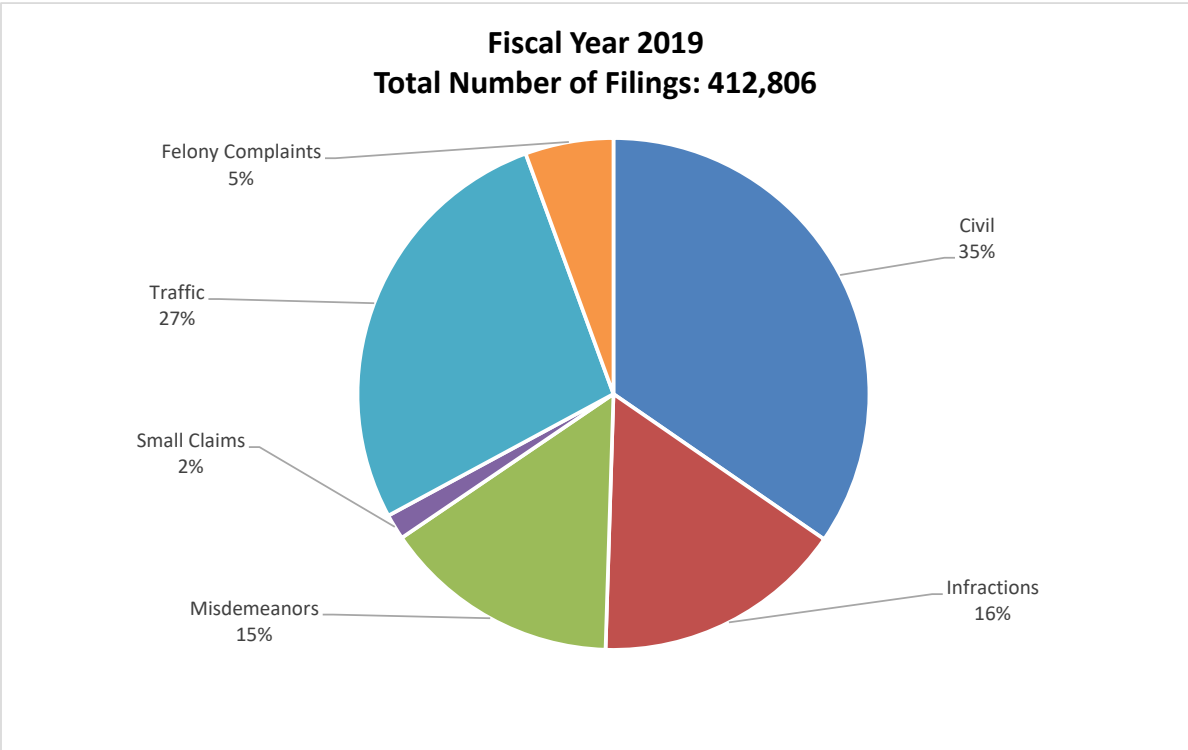
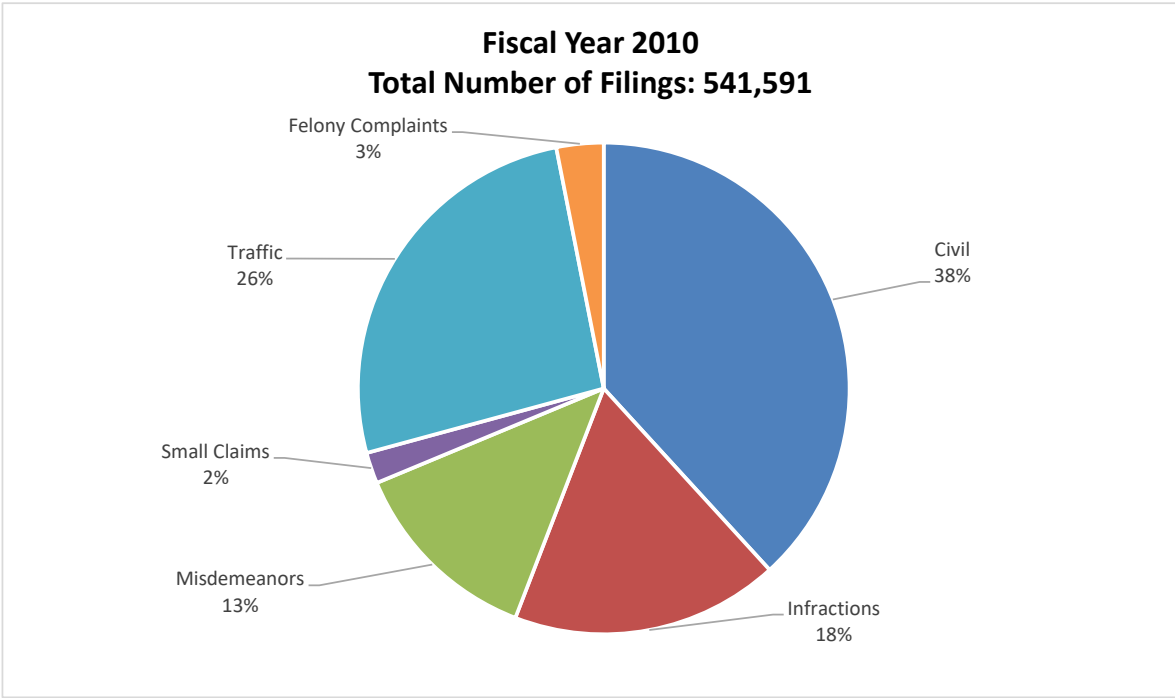


Table 25:
County Court Filings, Terminations and Percent Change
Fiscal Years 2018 and 2019

Filings Compared to Previous Year			
Case Class	FY18	FY19	Percent Change
Civil	143,591	142,877	-0.50%
Infractions	65,344	65,572	0.35%
Misdemeanors	62,589	61,951	-1.02%
Small Claims	6,990	6,655	-4.79%
Traffic	113,865	112,733	-0.99%
Felony Complaints	21,515	23,018	6.99%
Total	413,894	412,806	-0.26%

Terminations Compared to Previous Year			
Case Class	FY18	FY19	Percent Change
Civil	142,319	142,038	-0.20%
Infractions	65,996	65,343	-0.99%
Misdemeanors	60,748	60,108	-1.05%
Small Claims	6,713	6,935	3.31%
Traffic	113,648	110,139	-3.09%
Felony Complaints	21,515	23,018	6.99%
Total with Felony Complaints	410,939	407,581	-0.82%
Total without Felony Complaints	389,424	384,563	-1.25%

TABLE 25 CHART
FISCAL YEAR 2018 VERSUS FISCAL YEAR 2019

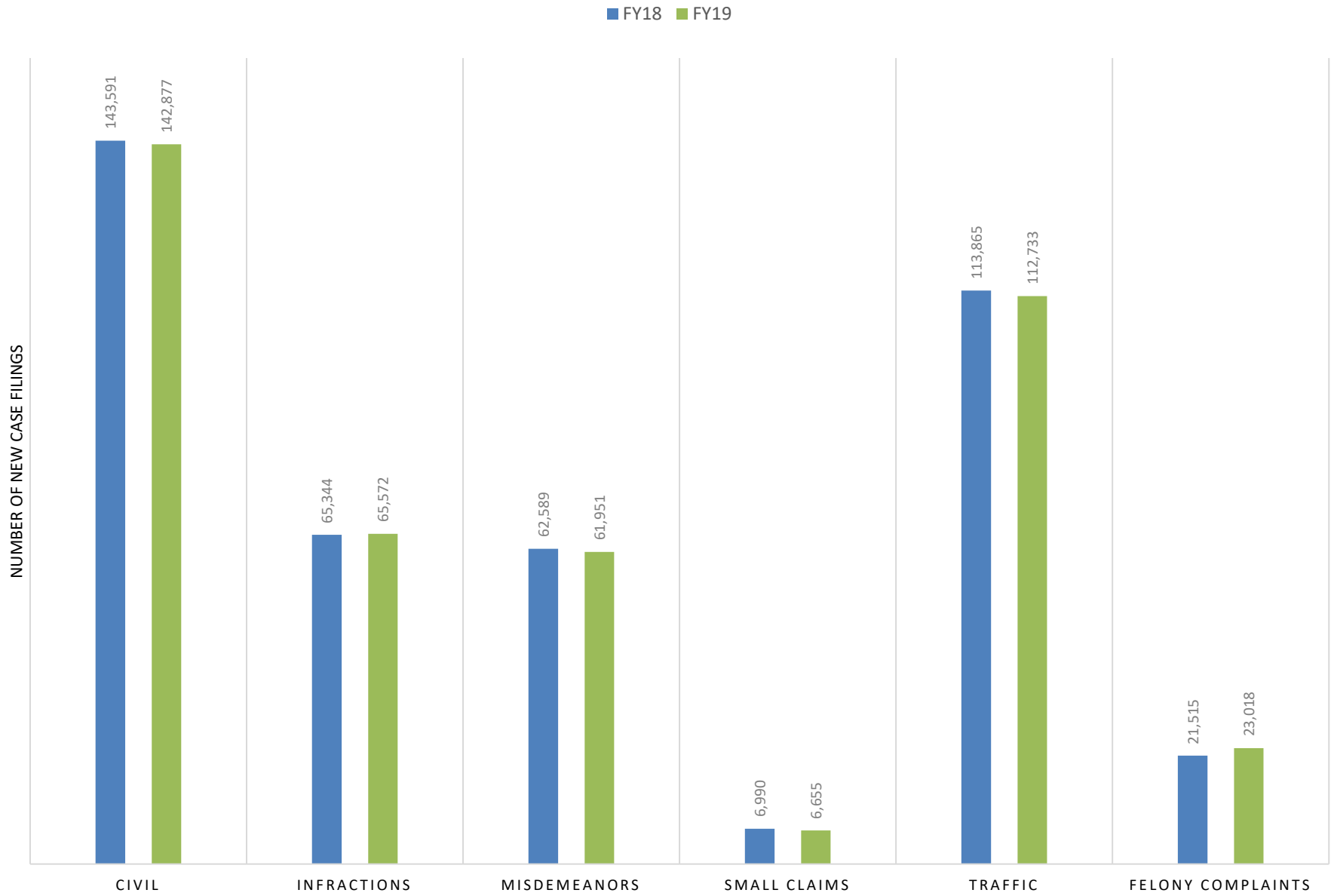


Table 26:
County Court Caseload
Fiscal Year 2010 to Fiscal Year 2019
(Numbers do not include Denver County Court)

Case Class	FY10	FY11	FY12	FY13	FY14	FY15	FY16	FY17	FY18	FY19
CIVIL										
New Cases Filed	206,954	200,250	193,282	174,466	158,525	144,868	138,631	140,462	143,591	142,877
Cases Terminated	205,545	199,308	192,635	174,554	132,170	144,018	137,744	138,286	142,319	142,038
INFRACTIONS										
New Cases Filed	95,557	84,610	75,464	67,581	69,515	70,375	69,782	66,561	65,344	65,572
Cases Terminated	95,786	87,072	76,228	68,033	67,854	71,664	70,107	66,823	65,996	65,343
MISDEMEANORS										
New Cases Filed	69,695	67,137	70,068	62,740	60,585	62,131	60,682	61,298	62,589	61,951
Cases Terminated	69,232	68,187	67,482	65,310	57,193	59,852	59,799	59,396	60,748	60,108
SMALL CLAIMS										
New Cases Filed	11,097	9,629	9,117	8,171	7,589	7,404	7,309	7,118	6,990	6,655
Cases Terminated	11,010	9,707	9,244	8,357	6,710	7,245	7,266	6,896	6,713	6,935
TRAFFIC										
New Cases Filed	141,493	126,788	121,112	115,465	117,389	124,922	118,215	115,370	113,865	112,733
Cases Terminated	146,373	135,046	124,842	115,706	114,112	114,989	116,252	114,885	113,648	110,139
FELONY COMPLAINTS (a)	16,795	16,851	15,328	17,832	16,794	16,247	18,095	19,546	21,515	23,018
TOTAL										
<i>New Cases Filed</i>	541,591	505,265	484,371	446,255	430,397	425,947	412,714	410,355	413,894	412,806
<i>Cases Terminated (b)</i>	527,946	499,320	470,431	431,960	378,039	397,768	391,168	386,286	389,424	384,563

(a) Felony complaints represent the number of criminal cases, docketed as (CR), that begin in county court. The processing of felony cases varies between locations. The counties processing CR cases hear advisements. Some counties do preliminary hearings in county court before moving the case to district court for completion of the felony process. The case can also be reduced to a misdemeanor and remain in county court. The cases retain the same docket number in either county or district court.

(b) Does not include felony complaints.

Table 26 Chart
County Court New Case Filings
Fiscal Years 2010 through 2019

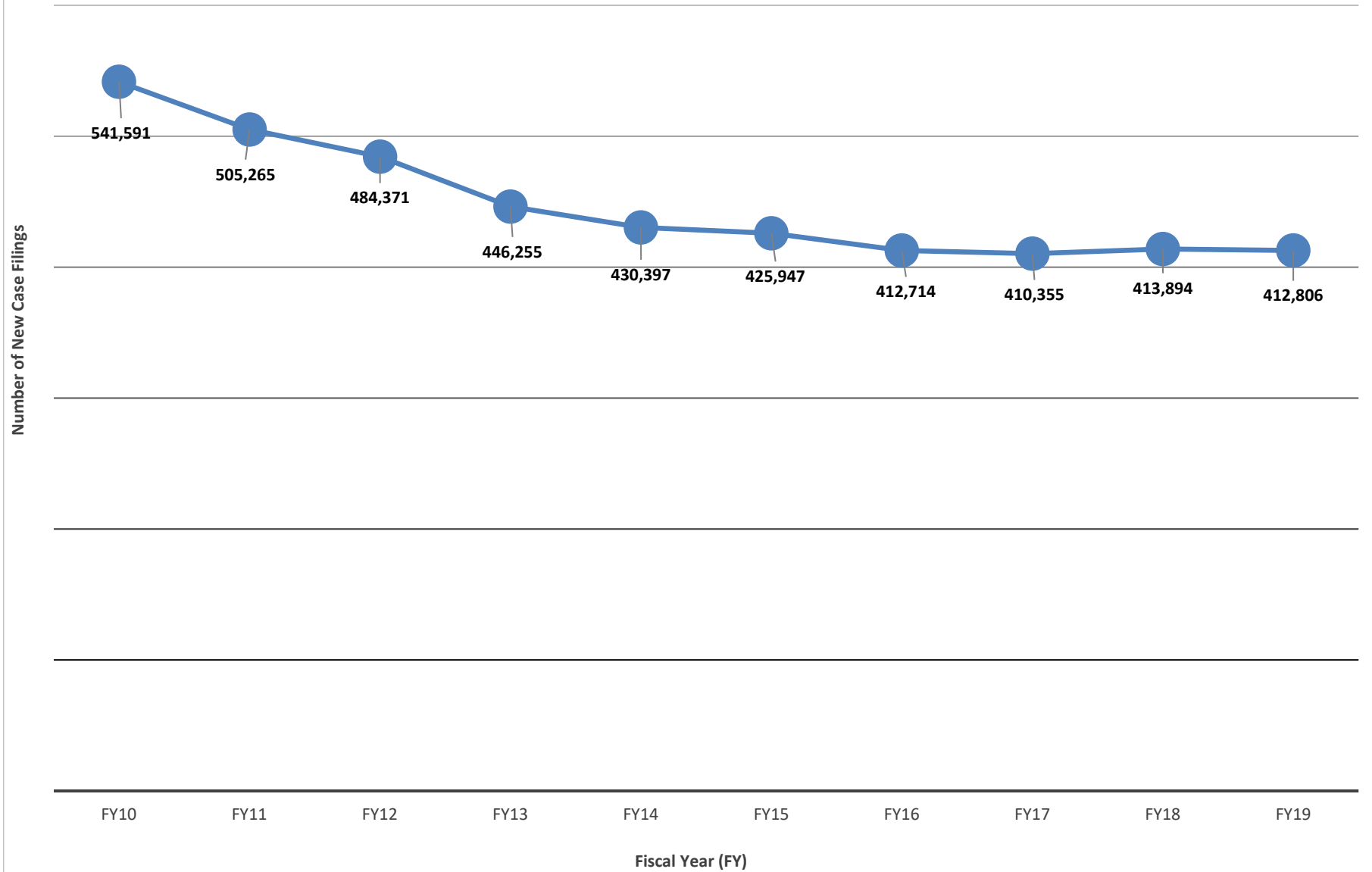


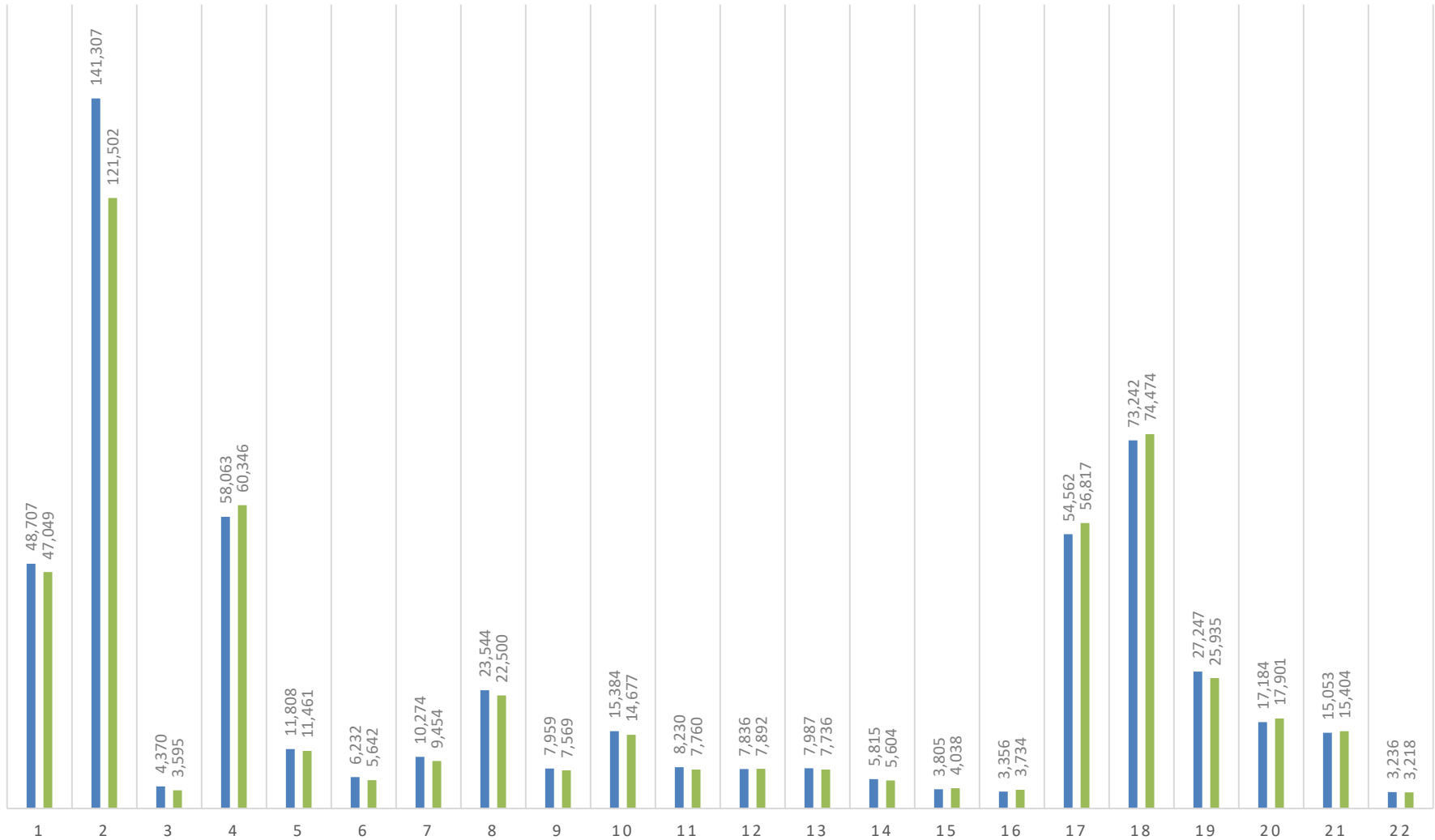
Table 27:
County Court Filings, Terminations and Percent Change
Fiscal Year 2018 and Fiscal Year 2019

Judicial District	Filings			Terminations ^(a)		
	FY18	FY19	Percent Change	FY18	FY19	Percent Change
1	48,707	47,049	-3.40%	44,444	41,815	-5.92%
2	141,307	121,502	-14.02%	n/a	n/a	n/a
3	4,370	3,595	-17.73%	4,063	3,541	-12.85%
4	58,063	60,346	3.93%	57,299	57,493	0.34%
5	11,808	11,461	-2.94%	10,927	10,220	-6.47%
6	6,232	5,642	-9.47%	5,672	5,383	-5.10%
7	10,274	9,454	-7.98%	9,387	8,397	-10.55%
8	23,544	22,500	-4.43%	22,754	22,660	-0.41%
9	7,959	7,569	-4.90%	7,681	7,220	-6.00%
10	15,384	14,677	-4.60%	14,802	14,421	-2.57%
11	8,230	7,760	-5.71%	7,980	7,642	-4.24%
12	7,836	7,892	0.71%	6,470	6,994	8.10%
13	7,987	7,736	-3.14%	7,303	7,514	2.89%
14	5,815	5,604	-3.63%	5,213	5,085	-2.46%
15	3,805	4,038	6.12%	3,505	3,686	5.16%
16	3,356	3,734	11.26%	3,332	3,581	7.47%
17	54,562	56,817	4.13%	50,284	51,110	1.64%
18	73,242	74,474	1.68%	69,056	69,297	0.35%
19	27,247	25,935	-4.82%	26,447	25,350	-4.15%
20	17,184	17,901	4.17%	14,777	15,052	1.86%
21	15,053	15,404	2.33%	15,237	15,323	0.56%
22	3,236	3,218	-0.56%	2,791	2,779	-0.43%
State Total Without Denver County Court^(a)	413,894	412,806	-0.26%	389,424	384,563	-1.25%
State Total	555,201	534,308	-3.76%	n/a	n/a	n/a

(a) Does not include felony complaints.

TABLE 27 CHART
COUNTY COURT- NEW CASE FILINGS BY JUDICIAL DISTRICT
COMPARISON FY2018 AND FY2019

■ FY2018 ■ FY2019



**Table 28:
County Court Filings and Terminations
Fiscal Year 2019**

Judicial District	Court Location	Civil		Felony		Misdemeanor		Infractions		Small Claims		Traffic		Total	
		Filings	Term.	Filings	Term.	Filings	Term.	Filings	Term.	Filings	Term.	Filings	Term.	Filings	Term. ^(c)
1	Gilpin	113	112	283	283	688	652	320	318	7	7	785	754	2,196	1,843
	Jefferson	16,291	16,200	4,561	4,561	6,206	5,943	5,943	5,923	703	809	11,149	11,097	44,853	39,972
	Total	16,404	16,312	4,844	4,844	6,894	6,595	6,263	6,241	710	816	11,934	11,851	47,049	41,815
2	Denver ^(a)	24,587	n/a ^(b)	9,613	n/a ^(b)	11,383	n/a ^(b)	n/a ^(c)	n/a ^(b)	1,128	n/a ^(b)	74,791	n/a ^(b)	121,502	n/a ^(b)
3	Huerfano	158	148	4	4	212	199	445	436	9	7	586	598	1,414	1,388
	Las Animas	400	390	13	13	426	440	643	656	31	37	668	630	2,181	2,153
	Total	558	538	17	17	638	639	1,088	1,092	40	44	1,254	1,228	3,595	3,541
4	El Paso	23,382	23,111	744	744	8,334	7,520	8,773	8,484	1,064	1,339	15,812	14,807	58,109	55,261
	Teller	413	386	50	50	564	524	432	521	36	39	742	762	2,237	2,232
	Total	23,795	23,497	794	794	8,898	8,044	9,205	9,005	1,100	1,378	16,554	15,569	60,346	57,493
5	Clear Creek	160	159	139	139	379	367	585	584	5	8	834	854	2,102	1,972
	Eagle	423	428	307	307	621	592	1,378	1,319	119	92	1,624	1,370	4,472	3,801
	Eagle-Basalt	26	22	0	0	65	57	72	75	14	11	135	114	312	279
	Lake	212	220	75	75	175	201	155	154	12	12	199	250	828	837
	Summit	276	275	297	297	528	498	1,169	1,166	74	66	1,403	1,326	3,747	3,331
	Total	1,097	1,104	818	818	1,768	1,715	3,359	3,298	224	189	4,195	3,914	11,461	10,220
6	Archuleta	223	228	132	132	320	284	230	233	18	13	293	245	1,216	1,003
	La Plata	1,010	1,053	80	80	708	754	878	930	79	88	1,574	1,471	4,329	4,296
	San Juan	15	12	2	2	22	22	28	27	1	1	29	22	97	84
	Total	1,248	1,293	214	214	1,050	1,060	1,136	1,190	98	102	1,896	1,738	5,642	5,383
7	Delta	717	734	411	411	604	569	492	505	41	56	687	682	2,952	2,546
	Gunnison	166	195	98	98	330	340	306	316	29	32	343	334	1,272	1,217
	Hinsdale	9	10	2	2	23	14	12	13	0	0	32	31	78	68
	Montrose	850	853	549	549	773	828	518	542	73	76	1,040	1,025	3,803	3,324
	Montrose-Nucla	36	35	17	17	45	44	19	18	6	5	43	40	166	142
	Ouray	28	36	30	30	77	73	242	270	10	10	210	231	597	620
	San Miguel	94	79	66	66	132	118	90	91	16	15	188	177	586	480
	Total	1,900	1,942	1,173	1,173	1,984	1,986	1,679	1,755	175	194	2,543	2,520	9,454	8,397
8	Jackson	11	12	1	1	78	69	16	17	3	3	71	70	180	171
	Larimer	5,101	5,157	105	105	3,199	3,277	3,044	3,019	299	308	3,747	3,882	15,495	15,643
	Larimer-Loveland	2,103	2,082	0	0	1,751	1,743	3	2	97	100	2,871	2,919	6,825	6,846
	Total	7,215	7,251	106	106	5,028	5,089	3,063	3,038	399	411	6,689	6,871	22,500	22,660
9	Garfield	445	444	57	57	468	450	553	554	80	77	1,109	1,106	2,712	2,631
	Garfield-Rifle	810	848	48	48	784	661	462	465	41	43	1,062	986	3,207	3,003
	Pitkin	167	154	5	5	242	223	187	190	52	42	398	366	1,051	975
	Rio Blanco-Meeker	55	53	2	2	62	68	177	181	4	4	128	128	428	434
	Rio Blanco-Rangely	24	25	0	0	54	49	27	31	7	7	59	65	171	177
	Total	1,501	1,524	112	112	1,610	1,451	1,406	1,421	184	173	2,756	2,651	7,569	7,220
10	Pueblo	6,141	6,066	148	148	2,565	2,708	1,741	1,754	233	227	3,849	3,666	14,677	14,421
11	Chaffee	287	309	9	9	674	600	474	460	35	31	386	361	1,865	1,761
	Custer	78	79	6	6	91	98	180	190	6	6	177	160	538	533
	Fremont	951	966	46	46	751	711	819	859	79	85	987	1,027	3,633	3,648
	Park	284	277	5	5	341	336	539	561	19	20	536	506	1,724	1,700
	Total	1,600	1,631	66	66	1,857	1,745	2,012	2,070	139	142	2,086	2,054	7,760	7,642

**Table 28:
County Court Filings and Terminations
Fiscal Year 2019**

Judicial District	Court Location	Civil		Felony		Misdemeanor		Infractions		Small Claims		Traffic		Total	
		Filings	Term.	Filings	Term.	Filings	Term.	Filings	Term.	Filings	Term.	Filings	Term.	Filings	Term. ^(c)
12	Alamosa	570	586	417	417	355	309	649	683	31	32	730	813	2,752	2,423
	Conejos	162	151	192	192	149	176	283	285	9	9	289	322	1,084	943
	Costilla	100	93	87	87	121	109	389	392	5	4	329	279	1,031	877
	Mineral	12	12	5	5	18	15	355	337	0	0	126	110	516	474
	Rio Grande	296	308	151	151	284	222	345	353	9	9	463	443	1,548	1,335
	Saguache	151	161	73	73	94	134	354	363	15	17	274	267	961	942
	Total	1,291	1,311	925	925	1,021	965	2,375	2,413	69	71	2,211	2,234	7,892	6,994
13	Kit Carson	135	140	18	18	132	135	237	293	24	25	186	182	732	775
	Logan	504	530	26	26	446	365	838	822	45	39	647	578	2,506	2,334
	Morgan	734	810	32	32	562	579	555	540	52	51	836	784	2,771	2,764
	Phillips	96	91	1	1	74	76	66	65	15	16	117	97	369	345
	Sedgwick	51	49	2	2	49	47	132	115	4	4	72	54	310	269
	Washington	87	90	5	5	70	62	188	193	7	9	130	125	487	479
	Yuma	142	155	1	1	114	106	99	94	13	13	192	180	561	548
	Total	1,749	1,865	85	85	1,447	1,370	2,115	2,122	160	157	2,180	2,000	7,736	7,514
14	Grand	158	153	137	137	362	329	636	634	26	30	603	569	1,922	1,715
	Moffat	310	338	247	247	296	305	307	317	24	22	341	342	1,525	1,324
	Routt	229	239	165	165	468	474	643	654	31	35	621	644	2,157	2,046
	Total	697	730	549	549	1,126	1,108	1,586	1,605	81	87	1,565	1,555	5,604	5,085
15	Baca	60	53	0	0	49	47	181	172	5	5	122	104	417	381
	Cheyenne	36	35	2	2	16	15	441	414	3	2	95	68	593	534
	Kiowa	13	15	0	0	22	28	264	267	4	5	111	75	414	390
	Prowers	324	320	20	20	372	348	955	954	30	30	913	729	2,614	2,381
	Total	433	423	22	22	459	438	1,841	1,807	42	42	1,241	976	4,038	3,686
16	Bent	115	130	18	18	172	174	272	261	8	10	161	161	746	736
	Crowley	90	95	4	4	58	72	116	114	18	15	109	80	395	376
	Otero	626	632	37	37	475	446	826	795	38	34	591	562	2,593	2,469
	Total	831	857	59	59	705	692	1,214	1,170	64	59	861	803	3,734	3,581
17	Adams	22,368	22,192	4,592	4,592	5,486	5,494	5,283	5,038	604	545	14,060	14,081	52,393	47,350
	Broomfield	1,558	1,531	434	434	585	546	502	495	56	63	1,289	1,125	4,424	3,760
	Total	23,926	23,723	5,026	5,026	6,071	6,040	5,785	5,533	660	608	15,349	15,206	56,817	51,110
18	Arapahoe-Centennial	1,143	1,108	3,526	3,526	4,111	4,061	5,398	5,530	0	0	11,185	11,366	25,363	22,065
	Arapahoe-Littleton	24,253	23,999	0	0	0	14	0	0	913	915	0	33	25,166	24,961
	Douglas	6,081	5,844	1,215	1,215	2,989	3,001	4,467	4,449	310	312	6,079	6,088	21,141	19,694
	Eibert	339	313	79	79	160	167	711	742	33	33	461	461	1,783	1,716
	Lincoln	85	85	122	122	167	145	279	305	12	13	356	313	1,021	861
	Total	31,901	31,349	4,942	4,942	7,427	7,388	10,855	11,026	1,268	1,273	18,081	18,261	74,474	69,297
19	Weld	8,841	8,919	110	110	3,762	3,495	4,254	4,325	352	317	8,616	8,294	25,935	25,350
20	Boulder	4,156	4,201	2,440	2,440	2,260	2,138	923	871	397	390	2,768	2,763	12,944	10,363
	Boulder-Longmont	1,825	1,816	0	0	1,080	1,007	467	425	0	1	1,585	1,440	4,957	4,689
	Total	5,981	6,017	2,440	2,440	3,340	3,145	1,390	1,296	397	391	4,353	4,203	17,901	15,052
21	Mesa	5,101	5,012	112	112	3,601	3,719	2,704	2,657	221	214	3,665	3,721	15,404	15,323
22	Dolores	24	28	11	11	18	16	79	76	3	3	30	28	165	151
	Montezuma	643	646	445	445	682	700	422	449	36	37	825	796	3,053	2,628
	Total	667	674	456	456	700	716	501	525	39	40	855	824	3,218	2,779
State Total Without Denver County Court		142,877	142,038	23,018	23,018	61,951	60,108	65,572	65,343	6,655	6,935	112,733	110,139	412,806	384,563
State Total With Denver County Court		167,464	n/a^(a)	32,631	n/a^(a)	73,334	n/a^(a)	n/a^(a)	n/a^(b)	7,783	n/a^(a)	187,524	n/a^(b)	534,308	n/a^(a)

(a) Termination numbers are not available.
(b) Denver County Traffic and Infractions are combined.
(c) Termination totals do not include Felony Complaints.

**Table 29:
Court and Jury Trials for County Court
Fiscal Year 2019**

Judicial District	Court Location	Civil		Misdemeanor		Small Claims		Traffic		Infractions Final Hearings*	Total**	
		Court Trials	Jury Trials	Court Trials	Jury Trials	Court Trials		Court Trials	Jury Trials		Court Trials	Jury Trials
1	Gilpin	3	0	1	4	3		1	6	7	8	10
	Jefferson	86	3	12	119	165		8	93	35	271	215
	Total	89	3	13	123	168		9	99	42	279	225
3	Huerfano	1	0	0	1	1		0	1	14	2	2
	Las Animas	4	0	0	2	14		0	0	7	18	2
	Total	5	0	0	3	15		0	1	21	20	4
4	El Paso	75	2	7	83	126		4	46	30	212	131
	Teller	19	0	3	6	29		2	12	37	53	18
	Total	94	2	10	89	155		6	58	67	265	149
5	Clear Creek	0	0	3	4	0		2	2	9	5	6
	Eagle	2	0	2	3	35		2	3	36	41	6
	Eagle--Basalt	2	0	0	0	5		0	0	0	7	0
	Lake	0	0	1	4	3		0	2	0	4	6
	Summit	2	0	0	4	21		6	3	1	29	7
	Total	6	0	6	15	64		10	10	46	86	25
6	Archuleta	1	0	7	3	5		0	1	35	13	4
	La Plata	8	0	2	11	28		0	9	61	38	20
	San Juan	0	0	0	0	0		0	1	0	0	1
	Total	9	0	9	14	33		0	11	96	51	25
7	Delta	3	0	0	4	5		0	3	4	8	7
	Gunnison	0	0	2	1	6		1	3	23	9	4
	Hinsdale	0	0	0	0	0		0	2	1	0	2
	Montrose	3	0	3	7	50		2	9	24	58	16
	Montrose-Nucla	1	0	0	2	5		0	0	0	6	2
	Ouray	0	0	0	1	8		1	1	3	9	2
	San Miguel	0	0	0	2	5		1	1	7	6	3
	Total	7	0	5	17	79		5	19	62	96	36
8	Jackson	0	0	0	0	2		0	0	0	2	0
	Larimer	17	1	2	17	59		3	9	14	81	27
	Larimer-Loveland	3	0	0	17	21		0	6	0	24	23
	Total	20	1	2	34	82		3	15	14	107	50
9	Garfield	18	0	0	6	37		1	10	9	56	16
	Garfield-Rifle	3	0	0	2	10		0	0	4	13	2
	Pitkin	5	0	0	1	22		0	3	23	27	4
	Rio Blanco-Meeker	0	0	0	0	0		0	0	2	0	0
	Rio Blanco-Rangely	0	0	0	0	3		0	0	1	3	0
	Total	26	0	0	9	72		1	13	39	99	22
10	Pueblo	104	0	2	35	66		1	17	24	173	52
11	Chaffee	0	0	1	4	2		0	3	1	3	7
	Custer	1	0	0	0	4		0	0	5	5	0
	Fremont	10	0	1	6	8		2	7	19	21	13
	Park	3	0	3	7	10		1	3	6	17	10
	Total	14	0	5	17	24		3	13	31	46	30

**Table 29:
Court and Jury Trials for County Court
Fiscal Year 2019**

Judicial District	Court Location	Civil		Misdemeanor		Small Claims		Traffic		Infractions Final Hearings*	Total**	
		Court Trials	Jury Trials	Court Trials	Jury Trials	Court Trials		Court Trials	Jury Trials		Court Trials	Jury Trials
12	Alamosa	0	0	0	5	5		1	4	2	6	9
	Conejos	1	0	1	0	2		2	1	4	6	1
	Costilla	0	0	0	1	2		2	1	1	4	2
	Mineral	0	0	0	0	0		1	0	3	1	0
	Rio Grande	0	0	0	2	2		0	0	3	2	2
	Saguache	2	0	0	2	6		1	0	5	9	2
	Total	3	0	1	10	17		7	6	18	28	16
13	Kit Carson	1	0	0	0	7		0	1	0	8	1
	Logan	16	2	0	5	18		0	4	0	34	11
	Morgan	25	1	1	8	32		1	0	13	59	9
	Phillips	0	0	0	0	6		0	1	2	6	1
	Sedgwick	2	0	0	1	3		1	0	0	6	1
	Washington	0	0	1	2	5		0	0	1	6	2
	Yuma	2	0	0	1	1		0	0	0	3	1
	Total	46	3	2	17	72		2	6	16	122	26
14	Grand	1	0	0	2	15		2	2	8	18	4
	Moffat	12	0	0	6	14		0	1	2	26	7
	Routt	3	0	4	7	18		1	9	5	26	16
	Total	16	0	4	15	47		3	12	15	70	27
15	Baca	2	0	0	0	4		0	0	0	6	0
	Cheyenne	0	0	0	0	1		0	0	2	1	0
	Kiowa	0	0	0	0	2		0	0	14	2	0
	Prowers	3	0	0	1	16		3	2	6	22	3
	Total	5	0	0	1	23		3	2	22	31	3
16	Bent	1	0	1	2	5		0	1	3	7	3
	Crowley	1	0	0	0	8		0	0	2	9	0
	Otero	5	0	1	7	22		2	1	10	30	8
	Total	7	0	2	9	35		2	2	15	46	11
17	Adams	125	2	1	91	107		5	58	17	238	151
	Broomfield	4	0	1	21	18		0	6	2	23	27
	Total	129	2	2	112	125		5	64	19	261	178
18	Arapahoe	0	0	2	59	0		2	70	118	4	129
	Arapahoe-Littleton	90	3	0	1	124		0	0	0	214	4
	Douglas	28	0	6	29	50		4	19	56	88	48
	Elbert	0	0	0	2	3		0	1	9	3	3
	Lincoln	2	0	0	0	4		0	1	5	6	1
	Total	120	3	8	91	181		6	91	188	315	185
19	Weld	24	1	0	65	50		3	21	80	77	87
20	Boulder	20	0	2	19	77		0	15	7	99	34
	Boulder-Longmont	4	0	1	6	0		1	2	3	6	8
	Total	24	0	3	25	77		1	17	10	105	42
21	Mesa	33	0	4	26	29		3	22	153	69	48
22	Dolores	1	0	0	1	2		1	0	0	4	1
	Montezuma	2	0	1	3	7		0	2	5	10	5
	Total	3	0	1	4	9		1	2	5	14	6
State Total		784	15	79	731	1,423		74	501	983	2,360	1,247

*Infractions Final Hearing numbers will show a decrease in totals compared to prior years due to a change in the method for calculating the total numbers.
 **Does not include Infractions Final Hearings..

Table 29 Charts
Number of Court and Jury Trials Held in County Court
Comparison Fiscal Year 2018 and Fiscal Year 2019

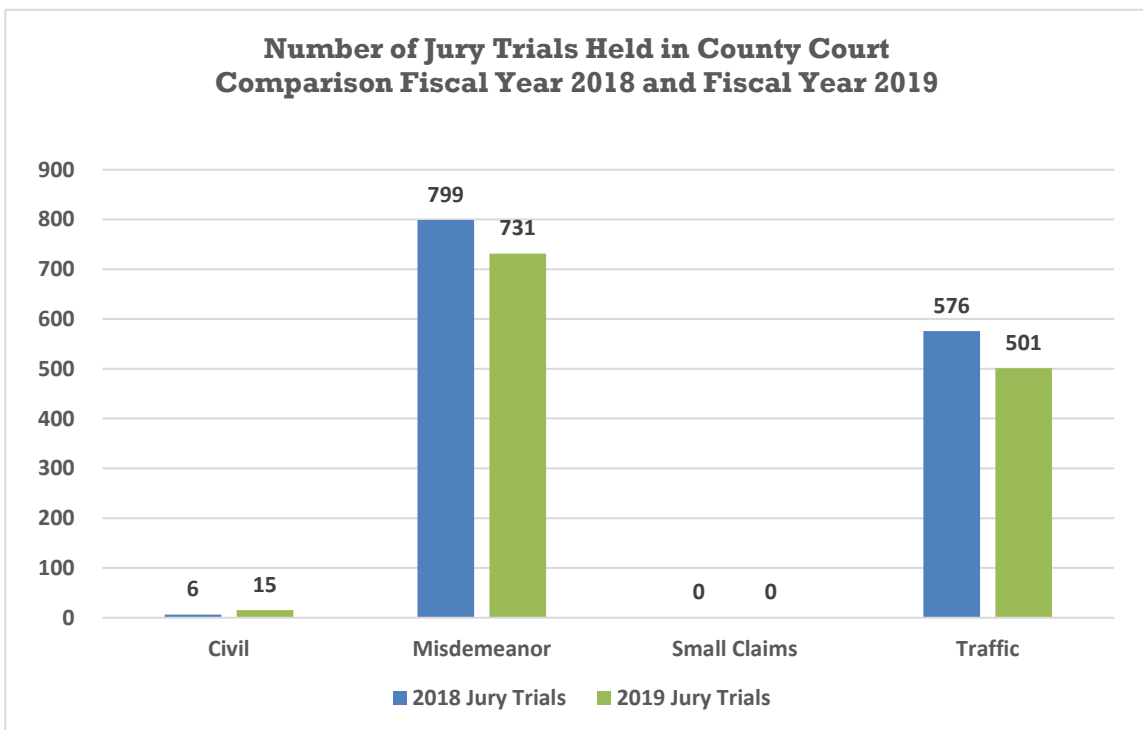
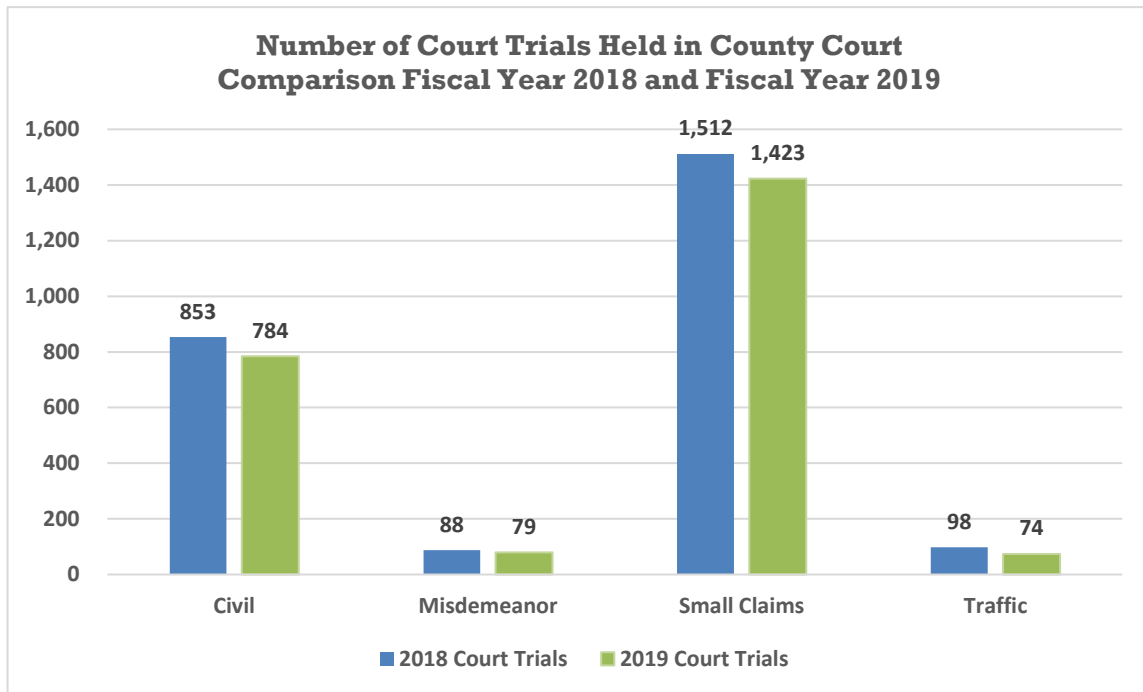
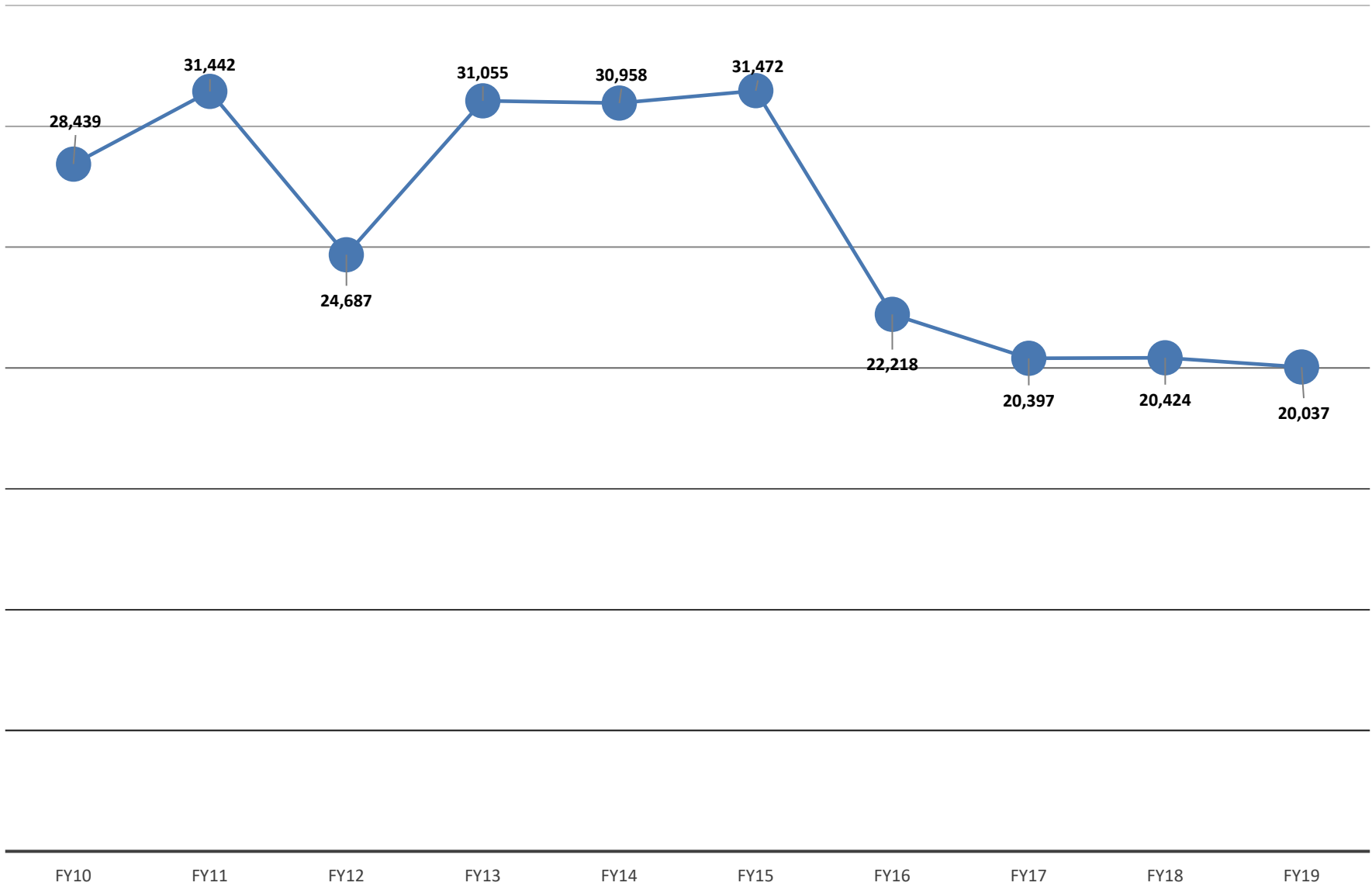


Table 30:
DUI/DWAI Filings by District
Fiscal Year 2010 to Fiscal Year 2019

Judicial District	FY10	FY11	FY12	FY13	FY14	FY15	FY16	FY17	FY18	FY19
1	2,218	2,152	1,902	1,982	2,054	2,068	1,997	1,987	2,110	1,941
Denver County^(a)	3,249	3,064	2,932	2,692	2,371	2,597	2,612	1,940	1,940	1,828
3	242	219	147	164	155	137	137	127	116	152
4	3,530	3,067	2,871	2,757	2,572	2,768	2,390	2,381	2,597	2,847
5	936	910	927	869	874	889	963	884	888	907
6	504	475	477	473	458	472	585	547	454	450
7	697	572	532	522	504	509	557	562	502	503
8	2,008	1,656	1,623	1,811	1,778	1,539	1,464	1,419	1,502	1,753
9	672	654	687	584	604	494	653	647	672	641
10	887	828	671	629	634	542	559	432	483	464
11	377	328	319	344	340	357	344	350	396	427
12	391	550	420	336	320	300	269	203	239	237
13	415	325	376	388	378	361	298	269	266	273
14	531	469	403	360	399	372	405	392	496	387
15	127	136	151	128	101	107	146	79	80	93
16	178	195	137	128	168	177	89	114	141	127
17	3,252	3,121	3,164	3,021	3,029	2,718	2,487	2,267	2,264	2,241
18	3,930	3,547	3,605	4,053	4,016	3,866	3,298	3,023	2,428	2,130
19	1,533	1,334	1,139	1,118	1,205	1,178	1,067	1,077	1,252	1,122
20	1,587	1,364	1,341	1,518	1,250	1,204	1,117	951	909	883
21	987	866	651	587	775	751	638	550	520	484
22	188	178	212	212	139	138	143	196	169	147
State Totals Without Denver County Court	25,190	22,946	21,755	21,984	21,753	20,947	19,606	18,457	18,484	18,209
State Totals	28,439	31,442	24,687	31,055	30,958	31,472	22,218	20,397	20,424	20,037

(a) Filings do not include DUI charges filed with Misdemeanor or Criminal Case classes

Table 30 Chart
DUI/DWAI New Traffic Case Filings
Fiscal Year 2010 through Fiscal Year 2019



**Table 31:
County Court Civil Filings by Case Type
Fiscal Year 2019**

Judicial District	Court Location	Forcible Entry and Detainer	Foreign Judgment	Money	Name Change	Other	Protection Order	Protection Order Domestic Abuse	Replevin	Total
1	Gilpin	18	0	80	0	1	9	5	0	113
	Jefferson	4,213	6	10,220	292	122	1,010	386	42	16,291
	Total	4,231	6	10,300	292	123	1,019	391	42	16,404
3	Huerfano	41	0	71	3	0	27	14	2	158
	Las Animas	61	1	193	4	2	131	4	4	400
	Total	102	1	264	7	2	158	18	6	558
4	El Paso	6,715	17	13,723	380	25	451	2,029	42	23,382
	Teller	57	1	264	5	1	59	25	1	413
	Total	6,772	18	13,987	385	26	510	2,054	43	23,795
5	Clear Creek	31	0	71	5	4	47	0	2	160
	Eagle	81	3	201	14	3	121	0	0	423
	Eagle-Basalt	8	0	5	3	0	9	0	1	26
	Lake	72	0	119	7	3	11	0	0	212
	Summit	66	0	141	6	0	56	6	1	276
	Total	258	3	537	35	10	244	6	4	1,097
6	Archuleta	39	2	74	9	20	50	29	0	223
	La Plata	132	4	640	18	3	181	29	3	1,010
	San Juan	2	0	4	3	1	5	0	0	15
	Total	173	6	718	30	24	236	58	3	1,248
7	Delta	100	2	443	15	2	113	35	7	717
	Gunnison	17	0	102	5	0	34	6	2	166
	Hinsdale	1	0	2	1	0	5	0	0	9
	Montrose	242	0	485	8	2	43	62	8	850
	Montrose-Nucla	7	1	8	1	0	11	7	1	36
	Ouray	2	1	12	1	1	8	3	0	28
	San Miguel	7	0	51	5	0	31	0	0	94
	Total	376	4	1,103	36	5	245	113	18	1,900
8	Jackson	1	0	4	1	0	5	0	0	11
	Larimer	990	2	3,559	151	17	196	172	14	5,101
	Larimer-Loveland	282	3	1,689	28	2	32	62	5	2,103
	Total	1,273	5	5,252	180	19	233	234	19	7,215
9	Garfield	47	0	311	18	5	52	11	1	445
	Garfield-Rifle	93	0	630	5	5	30	44	3	810
	Pitkin	26	1	97	11	2	18	12	0	167
	Rio Blanco-Meeker	4	0	46	0	1	1	3	0	55
	Rio Blanco-Rangely	1	0	14	0	2	6	1	0	24
	Total	171	1	1,098	34	15	107	71	4	1,501
10	Pueblo	1,082	1	4,210	81	18	517	200	32	6,141
11	Chaffee	35	0	208	2	2	31	8	1	287
	Custer	10	0	39	2	2	24	1	0	78
	Fremont	155	0	557	15	5	114	100	5	951
	Park	29	1	187	6	12	32	13	4	284
	Total	229	1	991	25	21	201	122	10	1,600

**Table 31:
County Court Civil Filings by Case Type
Fiscal Year 2019**

Judicial District	Court Location	Forcible Entry and Detainer	Foreign Judgment	Money	Name Change	Other	Protection Order	Protection Order Domestic Abuse	Replevin	Total
12	Alamosa	82	4	352	9	0	108	14	1	570
	Conejos	11	2	115	6	1	24	2	1	162
	Costilla	7	0	49	1	6	33	2	2	100
	Mineral	0	0	9	0	0	3	0	0	12
	Rio Grande	36	0	216	6	0	30	8	0	296
	Saguache	15	0	76	4	4	32	20	0	151
	Total	151	6	817	26	11	230	46	4	1,291
13	Kit Carson	16	0	92	2	2	21	1	1	135
	Logan	103	0	339	3	2	47	6	4	504
	Morgan	108	1	539	12	2	65	5	2	734
	Phillips	2	0	87	0	0	1	5	1	96
	Sedgwick	1	3	35	2	0	4	6	0	51
	Washington	8	0	67	1	0	4	7	0	87
	Yuma	9	0	117	3	1	12	0	0	142
	Total	247	4	1,276	23	7	154	30	8	1,749
14	Grand	41	0	61	6	0	41	9	0	158
	Moffat	78	1	201	6	1	9	14	0	310
	Routt	26	0	141	12	1	42	4	3	229
	Total	145	1	403	24	2	92	27	3	697
15	Baca	1	1	44	3	0	8	3	0	60
	Cheyenne	1	0	22	1	1	11	0	0	36
	Kiowa	0	0	9	0	0	3	1	0	13
	Prowers	36	0	178	1	2	74	33	0	324
	Total	38	1	253	5	3	96	37	0	433
16	Bent	19	0	55	1	1	25	14	0	115
	Crowley	16	0	51	0	2	11	10	0	90
	Otero	100	0	403	6	0	39	75	3	626
	Total	135	0	509	7	3	75	99	3	831
17	Adams	7,135	8	13,319	230	253	457	906	60	22,368
	Broomfield	530	1	879	52	12	48	35	1	1,558
	Total	7,665	9	14,198	282	265	505	941	61	23,926
18	Arapahoe-Centennial	1	0	0	0	7	934	201	0	1,143
	Arapahoe-Littleton	10,183	17	13,286	345	48	303	32	39	24,253
	Douglas	1,434	9	4,148	167	43	171	95	14	6,081
	Elbert	22	1	265	14	1	25	11	0	339
	Lincoln	14	0	41	1	0	15	14	0	85
	Total	11,654	27	17,740	527	99	1,448	353	53	31,901
19	Weld	1,274	4	6,479	134	94	330	506	20	8,841
20	Boulder	1,088	6	2,351	168	30	321	186	6	4,156
	Boulder-Longmont	135	1	1,358	48	15	164	97	7	1,825
	Total	1,223	7	3,709	216	45	485	283	13	5,981
21	Mesa	894	1	3,279	55	4	394	450	24	5,101
22	Dolores	4	0	6	0	0	14	0	0	24
	Montezuma	86	2	413	10	0	104	26	2	643
	Total	90	2	419	10	0	118	26	2	667
State Total		38,183	108	87,542	2,414	796	7,397	6,065	372	142,877
Percent of State Total		27%	0.08%	61%	2%	0.56%	5%	4%	0.26%	100%

**Table 32:
County Court Misdemeanor Filings by Case Type
Fiscal Year 2019**

Judicial District	Court Location	Alcohol	Animal Violation	Arson	Assault	Bail Violation	Child Abuse	Criminal Mischief	Cruelty to Animals	Curfew Violation
1	Gilpin	5	26	0	19	0	2	11	0	0
	Jefferson	70	241	11	247	2	261	129	17	31
	Total	75	267	11	266	2	263	140	17	31
3	Huerfano	3	8	1	19	1	2	5	1	0
	Las Animas	10	2	1	28	0	23	20	0	0
	Total	13	10	2	47	1	25	25	1	0
4	El Paso	275	128	10	434	0	249	237	279	0
	Teller	3	14	1	33	0	15	10	1	0
	Total	278	142	11	467	0	264	247	280	0
5	Clear Creek	25	42	6	10	1	0	3	2	0
	Eagle	63	24	0	40	2	5	14	1	0
	Eagle-Basalt	4	6	2	4	0	1	2	0	0
	Lake	6	16	0	11	7	1	4	1	0
	Summit	37	24	0	44	17	5	20	1	0
	Total	135	112	8	109	27	12	43	5	0
6	Archuleta	13	28	1	7	20	2	7	3	0
	La Plata	13	57	2	53	20	21	20	5	0
	San Juan	2	0	0	0	0	0	1	0	0
	Total	28	85	3	60	40	23	28	8	0
7	Delta	9	16	0	37	2	17	22	0	0
	Gunnison	12	9	0	12	10	6	6	1	0
	Hinsdale	0	1	0	0	0	0	0	0	0
	Montrose	38	29	0	31	1	22	13	2	0
	Montrose-Nucla	1	2	0	6	0	0	1	3	0
	Ouray	2	3	0	6	1	2	3	0	0
	San Miguel	4	1	0	6	0	3	3	1	0
	Total	66	61	0	98	14	50	48	7	0
8	Jackson	2	0	0	1	13	3	3	0	0
	Larimer	202	73	0	174	22	45	120	1	0
	Lincoln-Loveland	130	50	3	72	13	22	36	0	0
	Total	334	123	3	247	48	70	159	1	0
9	Garfield	41	20	1	27	0	13	13	0	0
	Garfield-Rifle	51	70	0	25	0	15	10	2	0
	Pitkin	12	8	0	8	1	3	3	0	0
	San Juan-Meeker	3	3	0	4	0	1	0	0	0
	San Juan-Rangely	2	0	0	1	0	2	0	0	0
	Total	109	101	1	65	1	34	26	2	0
10	Pueblo	12	87	2	112	1	62	27	3	21
11	Chaffee	39	11	1	20	1	5	9	0	0
	Custer	1	3	0	10	3	0	1	0	0
	Fremont	13	24	1	77	0	13	20	4	0
	Park	7	38	2	6	4	8	2	0	0
	Total	60	76	4	113	8	26	32	4	0

**Table 32:
County Court Misdemeanor Filings by Case Type
Fiscal Year 2019**

Judicial District	Court Location	Domestic Violence	Drugs	Escape	Fare Evasion	Forgery	Fraud	Gambling	Habitual Traffic	Harassment
1	Gilpin	70	30	0	0	5	171	102	33	10
	Jefferson	1,491	485	79	0	5	9	0	362	123
	Total	1,561	515	79	0	10	180	102	395	133
3	Huerfano	32	24	0	0	0	1	0	8	19
	Las Animas	56	37	0	0	0	0	0	6	20
	Total	88	61	0	0	0	1	0	14	39
4	El Paso	2,931	477	15	0	2	40	0	185	239
	Teller	34	38	0	0	1	17	88	12	52
	Total	2,965	515	15	0	3	57	88	197	291
5	Clear Creek	44	15	0	0	0	0	0	12	10
	Eagle	122	48	0	0	3	2	0	11	23
	Eagle-Basalt	15	2	0	0	0	0	0	0	1
	Lake	40	16	1	0	0	0	0	0	16
	Summit	96	20	0	0	0	2	0	5	29
	Total	317	101	1	0	3	4	0	28	79
6	Archuleta	65	7	0	0	0	3	0	2	30
	La Plata	140	16	1	0	0	0	0	4	30
	San Juan	0	0	0	0	0	0	0	0	1
	Total	205	23	1	0	0	3	0	6	61
7	Delta	83	57	1	0	1	1	0	30	27
	Gunnison	58	2	0	0	0	1	0	5	16
	Hinsdale	0	1	0	0	0	0	0	3	1
	Montrose	218	28	0	0	0	0	0	32	13
	Montrose-Nucla	7	0	0	0	0	0	0	2	2
	Ouray	12	7	1	0	0	0	0	3	0
	San Miguel	24	2	0	0	0	0	0	2	13
	Total	402	97	2	0	1	2	0	77	72
8	Jackson	7	0	1	0	0	0	0	1	3
	Larimer	483	262	3	0	5	8	0	99	110
	Lincoln-Loveland	301	187	0	0	0	4	0	101	42
	Total	791	449	4	0	5	12	0	201	155
9	Garfield	86	20	0	0	1	1	0	27	30
	Garfield-Rifle	202	24	0	0	0	0	0	19	22
	Pitkin	38	1	0	0	0	0	0	1	19
	Silverton-Meeker	10	1	0	0	0	0	0	0	2
	Summit-Rangely	13	4	0	0	1	1	0	0	4
	Total	349	50	0	0	2	2	0	47	77
10	Pueblo	818	48	1	0	0	2	0	80	38
11	Chaffee	56	34	1	0	0	1	0	1	44
	Custer	2	0	0	0	0	1	0	0	2
	Fremont	113	26	0	0	0	7	0	22	37
	Park	44	22	0	0	0	0	0	10	6
	Total	215	82	1	0	0	9	0	33	89

**Table 32:
County Court Misdemeanor Filings by Case Type
Fiscal Year 2019**

Judicial District	Court Location	Municipal Appeal (Court Not of Record)			Perjury	Prostitution	Protection Order Violation	Public Indecency	Public Peace and Order
		Menacing		Other					
1	Gilpin	0	0	48	0	0	68	0	0
	Jefferson	14	0	519	0	4	616	11	93
	<i>Total</i>	14	0	567	0	4	684	11	93
3	Huerfano	0	0	16	0	0	9	0	4
	Las Animas	2	0	15	0	0	46	1	40
	<i>Total</i>	2	0	31	0	0	55	1	44
4	El Paso	43	0	572	0	16	270	33	179
	Teller	4	0	87	0	0	59	2	5
	<i>Total</i>	47	0	659	0	16	329	35	184
5	Clear Creek	0	0	16	0	0	51	0	61
	Eagle	3	0	34	0	0	72	0	22
	Eagle-Basalt	0	0	9	0	0	9	0	0
	Lake	2	0	16	0	0	12	0	9
	Summit	6	0	47	0	0	48	1	31
	<i>Total</i>	11	0	122	0	0	192	1	123
6	Archuleta	4	0	39	0	2	49	0	4
	La Plata	2	0	52	0	0	168	0	5
	San Juan	1	0	11	0	0	1	0	0
	<i>Total</i>	7	0	102	0	2	218	0	9
7	Delta	1	0	44	0	0	102	0	29
	Gunnison	0	0	41	0	0	83	1	14
	Hinsdale	0	0	8	0	0	1	0	1
	Montrose	8	2	47	0	2	143	3	18
	Montrose-Nucla	0	0	1	0	0	7	0	3
	Ouray	1	0	3	0	0	4	0	0
	San Miguel	1	0	16	0	0	20	0	0
	<i>Total</i>	11	2	160	0	2	360	4	65
8	Jackson	0	0	5	0	0	3	0	2
	Larimer	6	0	348	0	18	277	16	120
	Lincoln-Loveland	6	0	134	1	6	126	6	76
	<i>Total</i>	12	0	487	1	24	406	22	198
9	Garfield	3	0	22	1	1	77	3	18
	Garfield-Rifle	3	0	22	0	0	110	3	15
	Pitkin	1	0	23	0	0	46	1	0
	Silver-Meeker	1	0	6	0	0	8	0	0
	Silver-Rangely	0	0	3	0	0	12	0	1
	<i>Total</i>	8	0	76	1	1	253	7	34
10	Pueblo	10	0	89	1	2	616	2	29
11	Chaffee	5	0	246	0	0	42	0	9
	Custer	6	0	14	0	0	9	0	0
	Fremont	6	0	45	0	2	132	5	29
	Park	0	0	72	0	0	25	0	4
	<i>Total</i>	17	0	377	0	2	208	5	42

**Table 32:
County Court Misdemeanor Filings by Case Type
Fiscal Year 2019**

Judicial District	Court Location	Sex Offenses	Theft	Trespass	Under Age Alcohol Offense	Weapon	Wildlife	Total
1	Gilpin	2	44	24	2	11	5	688
	Jefferson	94	676	199	112	107	198	6,206
	Total	96	720	223	114	118	203	6,894
3	Huerfano	1	16	12	3	3	24	212
	Las Animas	0	45	22	8	8	36	426
	Total	1	61	34	11	11	60	638
4	El Paso	103	977	287	207	116	30	8,334
	Teller	1	41	16	2	17	11	564
	Total	104	1,018	303	209	133	41	8,898
5	Clear Creek	2	6	3	1	5	64	379
	Eagle	9	25	37	53	6	2	621
	Eagle-Basalt	0	1	4	5	0	0	65
	Lake	1	5	3	0	2	6	175
	Summit	6	27	27	26	3	6	528
	Total	18	64	74	85	16	78	1,768
6	Archuleta	0	6	9	5	4	10	320
	La Plata	5	42	15	11	19	7	708
	San Juan	0	2	1	0	1	1	22
	Total	5	50	25	16	24	18	1,050
7	Delta	2	39	22	29	15	18	604
	Gunnison	2	13	2	16	3	17	330
	Hinsdale	0	0	4	0	0	3	23
	Montrose	8	28	17	46	13	11	773
	Montrose-Nucla	0	3	3	4	0	0	45
	Ouray	1	3	4	5	4	12	77
	San Miguel	0	8	4	18	2	4	132
	Total	13	94	56	118	37	65	1,984
8	Jackson	0	0	1	3	0	30	78
	Larimer	49	409	234	66	38	11	3,199
	Lincoln-Loveland	9	221	42	31	13	119	1,751
	Total	58	630	277	100	51	160	5,028
9	Garfield	5	15	7	28	6	2	468
	Garfield-Rifle	2	26	27	85	10	41	784
	Pitkin	1	18	14	42	2	0	242
	Silver-Snow	2	5	2	0	5	9	62
	Snow-Rangely	0	3	1	2	2	2	54
	Total	10	67	51	157	25	54	1,610
10	Pueblo	31	210	44	66	28	123	2,565
11	Chaffee	1	65	17	45	4	17	674
	Custer	1	7	4	14	3	10	91
	Fremont	9	89	41	5	12	19	751
	Park	1	9	3	0	9	69	341
	Total	12	170	65	64	28	115	1,857

**Table 32:
County Court Misdemeanor Filings by Case Type
Fiscal Year 2019**

Judicial District	Court Location	Alcohol	Animal Violation	Arson	Assault	Bail Violation	Child Abuse	Criminal Mischief	Cruelty to Animals	Curfew Violation
12	Alamosa	4	12	0	11	0	8	15	0	0
	Conejos	1	2	0	12	0	5	4	0	0
	Costilla	6	1	0	10	0	7	2	0	0
	Mineral	3	8	0	0	0	0	0	0	0
	Rio Grande	5	10	0	19	0	6	3	0	0
	Saguache	2	8	0	6	0	1	7	0	0
	Total	21	41	0	58	0	27	31	0	0
13	Kit Carson	6	13	0	5	1	7	2	0	0
	Logan	30	9	0	30	1	24	11	0	0
	Morgan	27	13	0	31	3	14	5	0	0
	Phillips	1	0	0	2	1	4	0	0	0
	Sedgwick	1	2	0	2	2	0	1	1	0
	Washington	4	4	0	2	0	3	2	0	0
	Yuma	6	1	0	9	1	0	3	0	0
	Total	75	42	0	81	9	52	24	1	0
14	Grand	10	11	0	22	2	8	9	0	0
	Moffat	0	14	0	19	5	12	6	1	0
	Routt	9	10	0	13	4	8	8	1	0
	Total	19	35	0	54	11	28	23	2	0
15	Baca	2	1	0	3	0	0	1	0	0
	Cheyenne	0	0	0	2	0	1	0	0	0
	Kiowa	0	1	0	5	0	0	0	0	0
	Prowers	14	1	1	19	1	8	11	0	0
	Total	16	3	1	29	1	9	12	0	0
16	Bent	4	5	0	12	2	2	4	0	0
	Crowley	0	1	0	3	0	0	1	0	0
	Otero	25	3	1	20	3	10	8	1	0
	Total	29	9	1	35	5	12	13	1	0
17	Adams	359	135	6	191	0	203	77	2	0
	Broomfield	7	0	0	35	0	7	13	0	0
	Total	366	135	6	226	0	210	90	2	0
18	Arapahoe	235	66	4	207	1	180	66	2	7
	Douglas	87	77	0	99	4	75	46	13	60
	Elbert	0	9	0	8	0	7	2	1	0
	Lincoln	2	0	0	16	0	4	2	2	0
	Total	324	152	4	330	5	266	116	18	67
19	Weld	52	84	2	197	2	118	75	8	0
20	Boulder	83	27	0	121	14	36	78	8	0
	Clear-Longmont	26	18	7	47	7	26	23	0	0
	Total	109	45	7	168	21	62	101	8	0
21	Mesa	79	124	4	125	4	58	91	2	0
22	Dolores	1	1	0	1	0	1	0	0	0
	Montezuma	29	21	0	51	19	16	13	2	0
	Total	30	22	0	52	19	17	13	2	0
State Total		2,230	1,756	70	2,939	219	1,688	1,364	372	119
Percent of State Total		4%	3%	0.11%	5%	0%	3%	2%	1%	0.19%

**Table 32:
County Court Misdemeanor Filings by Case Type
Fiscal Year 2019**

Judicial District	Court Location	Domestic Violence	Drugs	Escape	Fare Evasion	Forgery	Fraud	Gambling	Habitual Traffic	Harassment
12	Alamosa	82	9	0	0	0	14	0	43	10
	Conejos	33	4	1	0	0	6	0	7	8
	Costilla	20	1	0	0	0	3	0	9	8
	Mineral	0	0	0	0	0	0	0	0	0
	Rio Grande	51	17	0	0	2	19	0	14	8
	Saguache	16	2	0	0	0	0	0	2	7
	Total	202	33	1	0	2	42	0	75	41
13	Kit Carson	19	2	0	0	0	0	0	3	5
	Logan	76	14	0	0	0	0	0	14	8
	Morgan	142	13	1	0	0	1	0	20	13
	Phillips	6	17	0	0	1	0	0	4	1
	Sedgwick	15	0	0	0	0	0	0	0	0
	Washington	8	3	0	0	0	1	0	2	2
	Yuma	17	3	0	0	0	2	0	6	4
	Total	283	52	1	0	1	4	0	49	33
14	Grand	69	6	0	0	0	2	0	7	20
	Moffat	39	9	0	0	0	0	0	2	8
	Routt	95	9	0	0	0	0	0	6	24
	Total	203	24	0	0	0	2	0	15	52
15	Baca	13	1	0	0	0	0	0	2	3
	Cheyenne	1	0	0	0	0	1	0	3	4
	Kiowa	3	0	0	0	0	0	0	2	2
	Prowers	79	4	2	0	0	6	0	15	22
	Total	96	5	2	0	0	7	0	22	31
16	Bent	35	0	0	0	0	1	0	4	20
	Crowley	13	1	0	0	0	0	0	4	6
	Otero	95	20	1	0	0	2	0	34	11
	Total	143	21	1	0	0	3	0	42	37
17	Adams	1,134	622	3	0	6	6	0	620	82
	Broomfield	148	25	1	0	0	0	0	58	20
	Total	1,282	647	4	0	6	6	0	678	102
18	Arapahoe	612	120	38	0	1	4	0	322	94
	Douglas	493	169	0	0	1	1	0	118	67
	Elbert	36	8	0	0	0	0	0	7	10
	Lincoln	43	12	1	0	0	1	0	3	3
	Total	1,184	309	39	0	2	6	0	450	174
19	Weld	878	151	44	0	3	5	0	467	92
20	Boulder	379	52	15	0	0	3	0	55	91
	Clear-Longmont	288	34	3	0	0	2	0	37	34
	Total	667	86	18	0	0	5	0	92	125
21	Mesa	545	217	1	0	8	4	0	96	113
22	Dolores	1	1	0	0	1	1	0	1	0
	Montezuma	121	48	0	0	1	0	0	13	24
	Total	122	49	0	0	2	1	0	14	24
State Total		13,316	3,535	215	0	48	357	190	3,078	1,858
Percent of State Total		21%	6%	0.35%	0.00%	0.08%	1%	0.31%	5%	3%

Table 32:
County Court Misdemeanor Filings by Case Type
Fiscal Year 2019

Judicial District	Court Location	Municipal Appeal (Court Not of Record)		Other	Perjury	Prostitution	Protection Order Violation	Public Indecency	Public Peace and Order
		Menacing							
12	Alamosa	1	0	37	0	0	78	0	3
	Conejos	1	0	11	0	0	31	0	2
	Costilla	3	0	17	0	0	15	0	5
	Mineral	0	0	2	0	0	0	0	3
	Rio Grande	2	0	3	0	0	44	0	24
	Saguache	0	0	3	0	0	14	0	7
	Total	7	0	73	0	0	182	0	44
13	Kit Carson	1	0	22	0	0	22	0	2
	Logan	4	0	61	0	0	86	1	1
	Morgan	3	0	50	0	0	114	0	4
	Phillips	0	0	3	0	0	10	0	3
	Sedgwick	0	0	10	0	0	8	0	0
	Washington	1	0	11	0	0	12	0	0
	Yuma	4	0	15	0	0	23	0	0
	Total	13	0	172	0	0	275	1	10
14	Grand	4	0	28	0	0	59	0	18
	Moffat	2	0	29	1	0	54	0	8
	Routt	3	0	15	0	0	63	0	9
	Total	9	0	72	1	0	176	0	35
15	Baca	0	0	0	0	0	9	1	5
	Cheyenne	0	0	1	0	0	3	0	0
	Kiowa	0	0	2	0	0	4	0	0
	Prowers	1	0	11	0	0	24	0	47
	Total	1	0	14	0	0	40	1	52
16	Bent	4	0	7	0	0	28	1	1
	Crowley	0	0	11	0	0	9	0	0
	Otero	0	0	18	0	0	77	0	12
	Total	4	0	36	0	0	114	1	13
17	Adams	7	0	406	1	0	816	31	186
	Broomfield	1	0	25	0	1	119	3	6
	Total	8	0	431	1	1	935	34	192
18	Arapahoe	15	0	365	0	4	706	14	93
	Douglas	7	0	455	0	0	395	4	62
	Elbert	1	0	20	0	0	30	0	0
	Lincoln	0	0	8	0	0	28	0	6
	Total	23	0	848	0	4	1,159	18	161
19	Weld	9	0	270	0	2	535	3	57
20	Boulder	18	0	118	0	4	249	6	100
	er-Longmont	5	0	85	0	0	221	4	28
	Total	23	0	203	0	4	470	10	128
21	Mesa	16	0	234	1	3	458	4	138
22	Dolores	0	0	0	0	0	1	0	3
	Montezuma	3	0	47	0	1	183	1	12
	Total	3	0	47	0	1	184	1	15
State Total		255	2	5,070	6	68	7,849	161	1,666
Percent of State Total		0.41%	0.003%	8%	0.01%	0.11%	13%	0.26%	3%

Table 32:
County Court Misdemeanor Filings by Case Type
Fiscal Year 2019

Judicial District	Court Location	Sex Offenses	Theft	Trespass	Under Age Alcohol Offense	Weapon	Wildlife	Total
12	Alamosa	6	14	2	3	3	0	355
	Conejos	0	8	9	1	2	1	149
	Costilla	0	1	4	0	0	9	121
	Mineral	0	0	0	0	0	2	18
	Rio Grande	3	31	6	7	3	7	284
	Saguache	1	5	3	2	2	6	94
	Total	10	59	24	13	10	25	1,021
13	Kit Carson	0	10	6	1	4	1	132
	Logan	5	29	10	7	3	22	446
	Morgan	4	20	16	26	3	39	562
	Phillips	1	2	3	11	1	3	74
	Sedgwick	0	2	0	2	0	3	49
	Washington	0	3	1	4	1	6	70
	Yuma	0	2	2	12	1	3	114
	Total	10	68	38	63	13	77	1,447
14	Grand	2	25	16	12	6	26	362
	Moffat	1	37	2	26	3	18	296
	Routt	2	26	9	102	11	41	468
	Total	5	88	27	140	20	85	1,126
15	Baca	0	3	3	0	1	1	49
	Cheyenne	0	0	0	0	0	0	16
	Kiowa	0	0	1	0	0	2	22
	Prowers	1	58	25	14	1	7	372
	Total	1	61	29	14	2	10	459
16	Bent	2	9	7	4	3	17	172
	Crowley	0	4	3	2	0	0	58
	Otero	5	59	17	45	6	2	475
	Total	7	72	27	51	9	19	705
17	Adams	84	235	118	84	51	21	5,486
	Broomfield	5	95	6	5	5	0	585
	Total	89	330	124	89	56	21	6,071
18	Arapahoe	53	463	99	194	40	106	4,111
	Douglas	27	408	56	185	22	58	2,989
	Elbert	1	10	6	1	2	1	160
	Lincoln	1	8	8	16	2	1	167
	Total	82	889	169	396	66	166	7,427
19	Weld	51	340	78	165	48	26	3,762
20	Boulder	46	449	91	162	18	37	2,260
	Clear-Longmont	20	93	15	46	6	5	1,080
	Total	66	542	106	208	24	42	3,340
21	Mesa	50	357	429	374	30	36	3,601
22	Dolores	1	2	0	0	0	2	18
	Montezuma	7	31	6	23	8	2	682
	Total	8	33	6	23	8	4	700
State Total		727	5,923	2,209	2,476	757	1,428	61,951
Percent of State Total		1%	10%	4%	4%	1%	2%	100%

**Table 33:
County Court Small Claims Filings by Case Type
Fiscal Year 2019**

Judicial District	Court Location	Breach of Contract	Covenant	Landlord Tenant	Money	Other	Total
1	Gilpin	0	0	0	7	0	7
	Jefferson	1	0	4	695	3	703
	Total	1	0	4	702	3	710
3	Huerfano	0	0	0	9	0	9
	Las Animas	4	0	1	26	0	31
	Total	4	0	1	35	0	40
4	El Paso	0	0	3	1,059	2	1,064
	Teller	1	0	1	34	0	36
	Total	1	0	4	1,093	2	1,100
5	Clear Creek	0	0	0	5	0	5
	Eagle	9	0	22	88	0	119
	Eagle-Basalt	1	0	3	10	0	14
	Lake	0	0	0	12	0	12
	Summit	0	0	0	74	0	74
	Total	10	0	25	189	0	224
6	Archuleta	0	0	0	18	0	18
	La Plata	4	1	20	54	0	79
	San Juan	0	0	0	1	0	1
	Total	4	1	20	73	0	98
7	Delta	0	0	0	41	0	41
	Gunnison	0	0	0	29	0	29
	Hinsdale	0	0	0	0	0	0
	Montrose	1	0	9	63	0	73
	Montrose-Nucla	0	0	0	6	0	6
	Ouray	0	0	1	9	0	10
	San Miguel	0	0	2	14	0	16
	Total	1	0	12	162	0	175
8	Jackson	0	0	0	3	0	3
	Larimer	28	0	40	224	7	299
	Larimer-Loveland	4	0	8	84	1	97
	Total	32	0	48	311	8	399
9	Garfield	7	0	20	33	20	80
	Garfield-Rifle	0	0	3	38	0	41
	Pitkin	0	0	17	34	1	52
	Rio Blanco-Meeker	0	0	0	4	0	4
	Rio Blanco-Rangley	0	0	0	7	0	7
	Total	7	0	40	116	21	184
10	Pueblo	15	0	14	197	7	233
11	Chaffee	0	0	0	35	0	35
	Custer	0	0	0	4	2	6
	Fremont	0	0	0	77	2	79
	Park	3	1	5	6	4	19
	Total	3	1	5	122	8	139

**Table 33:
County Court Small Claims Filings by Case Type
Fiscal Year 2019**

Judicial District	Court Location	Breach of Contract	Covenant	Landlord Tenant	Money	Other	Total
12	Alamosa	1	0	0	30	0	31
	Conejos	0	0	0	9	0	9
	Costilla	0	0	0	5	0	5
	Mineral	0	0	0	0	0	0
	Rio Grande	0	0	0	8	1	9
	Saguache	0	0	0	15	0	15
	Total	1	0	0	67	1	69
13	Kit Carson	0	0	0	24	0	24
	Logan	25	0	9	9	2	45
	Morgan	0	0	0	52	0	52
	Phillips	0	0	1	14	0	15
	Sedgwick	0	0	0	4	0	4
	Washington	0	0	0	7	0	7
	Yuma	0	0	0	13	0	13
	Total	25	0	10	123	2	160
14	Grand	0	0	1	24	1	26
	Moffat	1	0	2	21	0	24
	Routt	3	0	2	26	0	31
	Total	4	0	5	71	1	81
15	Baca	0	0	0	5	0	5
	Cheyenne	0	0	0	3	0	3
	Kiowa	0	0	0	4	0	4
	Prowers	0	0	0	30	0	30
	Total	0	0	0	42	0	42
16	Bent	0	0	0	8	0	8
	Crowley	1	0	1	16	0	18
	Otero	0	0	0	38	0	38
	Total	1	0	1	62	0	64
17	Adams	44	0	29	527	4	604
	Broomfield	0	0	0	56	0	56
	Total	44	0	29	583	4	660
18	Arapahoe-Centennial	0	0	0	0	0	0
	Arapahoe-Littleton	125	1	107	619	61	913
	Douglas	14	0	20	262	14	310
	Elbert	0	0	0	33	0	33
	Lincoln	0	0	0	11	1	12
	Total	139	1	127	925	76	1,268
19	Weld	33	11	34	274	0	352
20	Boulder	41	1	78	260	17	397
	Boulder-Longmont	0	0	0	0	0	0
	Total	41	1	78	260	17	397
21	Mesa	0	0	0	221	0	221
22	Dolores	0	0	0	3	0	3
	Montezuma	0	0	0	36	0	36
	Total	0	0	0	39	0	39
State Total		366	15	457	5,667	150	6,655
Percent of State Total		5%	0.23%	7%	85%	2%	100%

**Table 34:
County Court Traffic Filings by Case Type
Fiscal Year 2019**

Judicial District	Court Location	Driving Under Suspension, Revocation or Denial	Driving Under the Influence	Driving While Ability Impaired	Motor Vehicle	Municipal Appeal (Court Not of Record)	Total
1	Gilpin	243	142	6	394	0	785
	Jefferson	2,169	1,743	50	7,187	0	11,149
	Total	2,412	1,885	56	7,581	0	11,934
3	Huerfano	146	56	2	382	0	586
	Las Animas	115	90	4	459	0	668
	Total	261	146	6	841	0	1,254
4	El Paso	4,567	2,626	62	8,557	0	15,812
	Teller	178	143	16	405	0	742
	Total	4,745	2,769	78	8,962	0	16,554
5	Clear Creek	223	102	12	497	0	834
	Eagle	289	307	16	1,012	0	1,624
	Eagle-Basalt	44	41	1	49	0	135
	Lake	45	35	2	117	0	199
	Summit	268	380	11	743	1	1,403
	Total	869	865	42	2,418	1	4,195
6	Archuleta	87	53	1	152	0	293
	La Plata	438	381	14	741	0	1,574
	San Juan	0	1	0	28	0	29
	Total	525	435	15	921	0	1,896
7	Delta	211	104	3	369	0	687
	Gunnison	57	113	10	163	0	343
	Hinsdale	0	2	0	30	0	32
	Montrose	396	174	9	461	0	1,040
	Montrose-Nucla	21	3	0	19	0	43
	Ouray	44	38	1	127	0	210
	San Miguel	29	43	3	113	0	188
	Total	758	477	26	1,282	0	2,543
8	Jackson	11	12	0	48	0	71
	Larimer	821	1,034	38	1,854	0	3,747
	Larimer-Loveland	926	645	24	1,276	0	2,871
	Total	1,758	1,691	62	3,178	0	6,689
9	Garfield	205	312	11	581	0	1,109
	Garfield-Rifle	389	158	5	510	0	1,062
	Pitkin	99	126	1	171	1	398
	Rio Blanco-Meeker	29	17	3	79	0	128
	Rio Blanco-Rangely	17	8	0	34	0	59
	Total	739	621	20	1,375	1	2,756
10	Pueblo	1,516	447	17	1,869	0	3,849
11	Chaffee	0	125	2	259	0	386
	Custer	32	44	0	101	0	177
	Fremont	257	172	3	555	0	987
	Park	90	79	2	365	0	536
	Total	379	420	7	1,280	0	2,086

**Table 34:
County Court Traffic Filings by Case Type
Fiscal Year 2019**

Judicial District	Court Location	Driving Under Suspension, Revocation or Denial	Driving Under the Influence	Driving While Ability Impaired	Motor Vehicle	Municipal Appeal (Court Not of Record)	Total
12	Alamosa	308	99	4	319	0	730
	Conejos	106	36	2	145	0	289
	Costilla	98	18	2	211	0	329
	Mineral	12	7	0	107	0	126
	Rio Grande	156	51	4	252	0	463
	Saguache	58	14	0	201	1	274
	Total	738	225	12	1,235	1	2,211
13	Kit Carson	52	20	0	114	0	186
	Logan	158	96	4	389	0	647
	Morgan	261	98	4	473	0	836
	Phillips	22	16	0	79	0	117
	Sedgwick	9	9	0	54	0	72
	Washington	27	6	0	97	0	130
	Yuma	46	20	0	126	0	192
	Total	575	265	8	1,332	0	2,180
14	Grand	121	150	1	331	0	603
	Moffat	108	59	1	173	0	341
	Routt	81	170	6	364	0	621
	Total	310	379	8	868	0	1,565
15	Baca	8	9	0	105	0	122
	Cheyenne	15	1	1	78	0	95
	Kiowa	9	4	0	98	0	111
	Prowers	182	73	5	653	0	913
	Total	214	87	6	934	0	1,241
16	Bent	34	25	4	98	0	161
	Crowley	27	4	2	76	0	109
	Otero	173	84	8	326	0	591
	Total	234	113	14	500	0	861
17	Adams	5,440	2,051	9	6,560	0	14,060
	Broomfield	639	176	5	469	0	1,289
	Total	6,079	2,227	14	7,029	0	15,349
18	Arapahoe	3,371	1,382	16	6,416	0	11,185
	Douglas	1,359	632	16	4,072	0	6,079
	Elbert	87	54	0	320	0	461
	Lincoln	48	28	2	278	0	356
	Total	4,865	2,096	34	11,086	0	18,081
19	Weld	3,317	1,096	26	4,177	0	8,616
20	Boulder	703	550	23	1,492	0	2,768
	Boulder-Longmont	545	300	10	730	0	1,585
	Total	1,248	850	33	2,222	0	4,353
21	Mesa	1,281	479	5	1,900	0	3,665
22	Dolores	6	4	0	20	0	30
	Montezuma	259	138	5	423	0	825
	Total	265	142	5	443	0	855
State Total		33,088	17,715	494	61,433	3	112,733
Percent of State Total		29%	16%	0%	54%	0.00%	100%

Section V: Water Court



Water Court Judges

Water Division One – Greeley

South Platte River Basin

James Hartmann, Jr.

Water Division Two – Pueblo

Arkansas River Basin

Larry C. Schwartz

Water Division Three – Alamosa

Rio Grande River Basin

Pattie P. Swift

Water Division Four – Montrose

Gunnison River Basin

J. Steven Patrick

Water Division Five – Glenwood Springs

Colorado River Basin

James B. Boyd

Water Division Six – Steamboat Springs

White River Basin

Michael A. O'Hara, III

Water Division Seven – Durango

San Juan River Basin

Jeffrey R. Wilson

Water Court

The Water Right Determination and Administration Act of 1969 created seven water divisions based upon the drainage patterns of major rivers in Colorado: The South Platte, Arkansas, Rio Grande, Gunnison, Colorado, White and San Juan rivers. A division engineer appointed by the state engineer; a water judge appointed by the Colorado Supreme Court; a water referee appointed by the water judge; and a water clerk assigned by the district court staff each water division.

Water judges are district judges who have jurisdiction in the determination of water rights, the use and administration of water, and all other water matters within the jurisdiction of the water division. There are no jury trials in water courts, and all appeals are filed directly with the Colorado Supreme Court.

All water courts operate under a standard case definition approved by the Colorado Supreme Court in 1981. This made possible the establishment of water court filing standards, which have been reported annually by water divisions since July 1, 1981.

Specific information regarding each of the seven water divisions is available at <http://www.courts.state.co.us/Courts/Water/Index.cfm>.

Table 35:
Water Court Filings, Claims, and Percent Change
Fiscal Year 2018 and Fiscal Year 2019

Division	County		FY2018	FY2019	Percent Change	
One	Weld County, Greeley	Filings	261	319	22%	
		Claims	2,199	2,936	34%	
Two	Pueblo County, Pueblo	Filings	94	92	-2%	
		Claims	504	421	-16%	
Three	Alamosa County, Alamosa	Filings	48	30	-38%	
		Claims	125	27	-78%	
Four	Montrose County, Montrose	Filings	135	131	-3%	
		Claims	349	292	-16%	
Five	Garfield County, Glenwood Springs	Filings	223	222	0%	
		Claims	1,013	1,063	5%	
Six	Routt County, Steamboat Springs	Filings	59	67	14%	
		Claims	191	195	2%	
Seven	La Plata County, Durango	Filings	59	81	37%	
		Claims	128	201	57%	
State			Filings	879	942	7.17%
Total			Claims	4,509	5,135	13.88%

Section VI: Office of Dispute Resolution



The Office of Dispute Resolution

The Office of Dispute Resolution (ODR) was created by the Colorado Dispute Resolution Act in 1983. ODR's mission is to establish or make available dispute resolution programs and related services throughout the state, as designated by the Chief Justice of Colorado's Supreme Court. The courts were encouraged to expand use of the Dispute Resolution Act by HJR 97-1020.

ODR assists the court in designing, implementing, and administering dispute resolution programs, which assist court customers to match cases with an appropriate dispute resolution process. ODR provides services, including mediation, early neutral assessment, parenting coordination/decision-making, parenting plan facilitation, family group conferencing, and settlement conferences. ODR also manages the federal Child Access and Visitation Grant for the State of Colorado providing support and funding for dispute resolution programs targeting never-married parents with the goal of increasing parenting time.

In addition to providing services, ODR helps establish Colorado's dispute resolution policies; provides information to the public; collaborates with other individuals and organizations, including government agencies, state and local bar associations, community mediation centers, schools, private and public dispute resolution programs, and others to increase access to dispute resolution services; consults with state and local governments regarding the design, implementation, and administration of dispute resolution programs; and provides dispute resolution education and training.

ODR neutrals first began mediating cases in fiscal year 1985, with 54 domestic relations cases. In fiscal year 2019 (FY19), ODR handled 7,845 cases among Colorado's twenty-two judicial districts. These cases included domestic relations, civil, criminal, juvenile, dependency and neglect, child support enforcement, county court, small claims, and probate. This is a consistent annual caseload for ODR. One interesting observation, however, is the 17% increase in mediation services for County Court Civil cases over FY18's caseload. Mediation services constituted approximately 98.7% percent of ODR's services in FY19. The remaining 1.3% of ODR's caseload included limited ADR services in select districts including early neutral assessment, parenting coordination/decision-making and parenting plan facilitation.

ODR receives a General Fund appropriation for administrative and program costs. Parties pay the ODR contract mediator or neutral directly for services. The Chief Justice raised ODR fees for domestic relations cases from \$60 per party per hour to \$75 per party per hour (the rate charged by ODR contractors in other district court cases) on January 2, 2018. This slight increase in fees may explain the 661 overall case decrease in from FY18 (8,506) to FY19 (7,845). ODR continues to provide reduced-fee services for qualifying indigent parties based on its General Fund appropriation and continued receipt of the federal Child Access and Visitation Program grant funds. Those qualifying for reduced fees, pay \$15 per party per hour for mediation services. General information regarding the Office of Dispute Resolution is available at www.coloradoODR.org.

Table 36:
ADR Services by Case Type and Disposition Percentage
Fiscal Year 2019

Case Type	Cases completely or partially resolved	Cases not resolved ¹	Cases served left with proposal ²	Cases inappropriate for ADR	Cases ongoing	ADR referred, session not held ³	Total # of cases reported
Domestic - Initial Filings	2,063	891	213	24	154	213	3,558
Percentage	58.0%	25.0%	6.0%	3.0%	4.3%	6.0%	
Domestic - Modifications	971	987	147	17	79	85	2,286
Percentage	42.5%	43.2%	6.4%	0.7%	3.5%	3.7%	
Dependency & Neglect	264	116	25	2	17	15	439
Percentage	60.1%	26.4%	5.7%	0.5%	3.9%	3.4%	
Child Support Enforcement	63	19	2	1	5	25	115
Percentage	54.8%	16.5%	1.7%	0.9%	4.3%	21.7%	
Juvenile	6	5	5	0	2	13	31
Percentage	19.4%	16.1%	16.1%	0.0%	6.5%	41.9%	
District Civil	66	80	20	1	6	6	179
Percentage	36.9%	44.7%	11.2%	0.6%	3.4%	3.4%	
County Civil	359	150	59	1	12	59	640
Percentage	56.1%	23.4%	9.2%	0.2%	1.9%	9.2%	
Criminal	0	2	1	0	0	0	3
Percentage	0.0%	66.7%	33.3%	0.0%	0.0%	0.0%	
Probate	16	5	5	0	1	1	28
Percentage	57.1%	17.9%	17.9%	0.0%	3.6%	3.6%	
Collections	1	0	0	0	0	2	3
Percentage	33.3%	0.0%	0.0%	0.0%	0.0%	66.7%	
Small Claims	283	136	2	2	4	75	502
Percentage	56.4%	27.1%	0.4%	0.4%	0.8%	14.9%	
Restraining Orders	3	0	1	0	0	0	4
Percentage	75.0%	0.0%	25.0%	0.0%	0.0%	0.0%	
HOA	2	1	0	0	0	0	3
Percentage	66.7%	33.3%	0.0%	0.0%	0.0%	0.0%	
Other	30	20	2	0	0	2	54
Percentage	55.6%	37.0%	3.7%	0.0%	0.0%	3.7%	
Total Cases Reported	4,127	2,412	482	48	280	496	7,845
Percentage	52.6%	30.7%	6.1%	0.6%	3.6%	6.3%	100%

¹ No agreement was reached at time of service. The parties may or may not have settled subsequent to ADR service; this information is not available.

² Parties left with proposed agreement. Information is not available as to whether this agreement was finalized.

³ ADR session was not held for a variety of reasons, including settlement prior to ADR service, refusal by one party to attend, decision to use another provider, and other.

Table 37:
ADR Services Provided by District and Case Type
Fiscal Year 2019

Judicial District	Domestic Relations - Initial Filing	Domestic Relations - Modification	Child Support Services	D&N (EPP & Non-EPP)	Juvenile	District Civil	County Civil	Collections	Probate	Small Claims	Protection Orders	HOA	Other	Total Cases Served
1	391	263	0	2	2	24	35	2	1	1	0	1	0	722
2	256	160	0	153	7	19	37	0	5	1	0	0	1	639
3	29	9	0	0	0	2	0	0	1	0	0	0	0	41
4	694	521	9	275	3	25	167	0	4	7	0	0	0	1705
5	42	30	1	2	1	2	10	1	0	0	0	0	2	91
6	6	2	0	0	0	0	2	0	1	1	0	0	0	12
7	26	8	0	0	0	2	8	0	0	0	0	0	0	44
8	203	123	2	0	2	10	5	0	1	0	0	0	0	346
9	42	25	1	0	0	1	0	0	1	0	0	0	1	71
10	328	123	1	1	1	15	2	0	10	0	0	0	3	484
11	85	13	0	0	0	1	1	0	0	2	0	0	2	104
12	3	4	0	0	0	2	2	0	0	0	0	0	0	11
13	39	14	0	0	0	0	0	0	0	0	0	0	0	53
14	24	16	1	0	1	0	0	0	0	0	0	0	2	44
15	11	3	0	0	0	0	0	0	0	0	0	0	0	14
16	6	1	0	0	0	0	0	0	0	0	0	0	1	8
17	290	323	9	1	1	9	8	0	1	0	0	0	1	643
18	653	373	85	1	6	45	298	0	0	490	4	2	0	1957
19	140	66	6	0	6	6	11	0	0	0	0	0	0	235
20	103	91	0	3	0	14	51	0	2	0	0	0	0	264
21	175	117	0	1	1	2	3	0	1	0	0	0	44	344
22	12	1	0	0	0	0	0	0	0	0	0	0	0	13
State Total	3558	2286	115	439	31	179	640	3	28	502	4	3	57	7845

**Table 38:
Mediation Services Provided by District and Case Type
Fiscal Year 2019**

Judicial District	Domestic Relations - Initial Filing	Domestic Relations - Modification	Child Support Services	D&N (EPP & Non-EPP)	Juvenile	District Civil	County Civil	Collections	Probate	Small Claims	Protection Orders	HOA	Other	Total Cases Served
1	387	263	0	2	2	24	35	2	1	1	0	1	0	718
2	234	160	0	153	7	19	37	0	5	1	0	0	1	617
3	29	9	0	0	0	2	0	0	1	0	0	0	0	41
4	694	521	9	275	3	25	167	0	4	7	0	0	0	1705
5	41	30	1	2	1	2	10	1	0	0	0	0	2	90
6	6	2	0	0	0	0	2	0	1	1	0	0	0	12
7	26	7	0	0	0	2	8	0	0	0	0	0	0	43
8	200	123	2	0	2	10	5	0	1	0	0	0	0	343
9	42	25	1	0	0	1	0	0	1	0	0	0	1	71
10	328	123	1	1	1	15	2	0	10	0	0	0	3	484
11	85	13	0	0	0	1	1	0	0	2	0	0	2	104
12	3	4	0	0	0	2	2	0	0	0	0	0	0	11
13	39	13	0	0	0	0	0	0	0	0	0	0	0	52
14	24	16	1	0	1	0	0	0	0	0	0	0	2	44
15	11	3	0	0	0	0	0	0	0	0	0	0	0	14
16	6	1	0	0	0	0	0	0	0	0	0	0	1	8
17	275	323	9	1	1	9	8	0	1	0	0	0	1	628
18	653	373	85	1	6	45	298	0	0	490	4	2	0	1957
19	137	66	6	0	6	6	11	0	0	0	0	0	0	232
20	95	91	0	3	0	14	51	0	2	0	0	0	0	256
21	175	117	0	1	1	2	3	0	1	0	0	0	44	344
22	12	1	0	0	0	0	0	0	0	0	0	0	0	13
State Total	3502	2284	115	439	31	179	640	3	28	502	4	3	57	7787

Section VII: Financial Information



Financial Information

In Fiscal Year 2019, the Judicial Department's (Courts and Probation) budget was \$565.9 million (\$363.1 million in General Fund, \$160.4 million in cash, \$36.7 million reappropriated and \$4.4 million federal funds) and 3,793.9 full-time equivalent staff. The change from FY 2018 reflects a \$2.94 million increase in statewide common policy adjustments and an increase of \$12.2 million in salary and benefit adjustments.

In Fiscal Year 2019, personnel costs of \$285.6 million comprised the largest portion of the budget. Benefits accounted for \$59.8 million, operating costs \$20.7 million, victims' compensation and assistance programs \$30.4 million, and \$16.5 million was appropriated to mandated/interpreter costs for court appointed counsel, jury, interpreter and court costs. The remaining amounts were appropriated in various areas including federal funds and grants, offender services and treatment, training, courthouse furnishings, leased space and other miscellaneous items.

FY 2019 Courts and Probation Budget Appropriation

Personal Services (non-Judge)	\$ 230,115,116	40.7%
Personal Services (Judge)	\$ 57,241,273	10.1%
Benefits	\$ 59,870,355	10.6%
Operating	\$ 20,693,036	3.7%
Mandated Costs/Interpreter Costs	\$ 16,495,289	2.9%
Victims Comp/Assistance	\$ 30,425,000	5.4%
Offender Treatment and Services Funding	\$ 52,569,137	9.3%
Federal Funds & Other Grants	\$ 8,500,000	1.5%
Other	\$ 91,700,877	16.2%
	\$ 565,920,634	100%

The Judicial Branch's total FY 2019 appropriation of \$754.0 million (including the Courts and Probation, Office of the State Public Defender, Office of the Alternate Defense Counsel, Office of the Child's Representative, Independent Ethics Commission, Office of Public Guardianship and District Attorney Mandated Costs) represented 2.6% of the State of Colorado's total appropriated budget. The Courts and Probation's FY 2019 appropriation represented 1.95% of the State's total appropriated budget.

Chart F:
FY 2019 Total Appropriation
(All Funds)

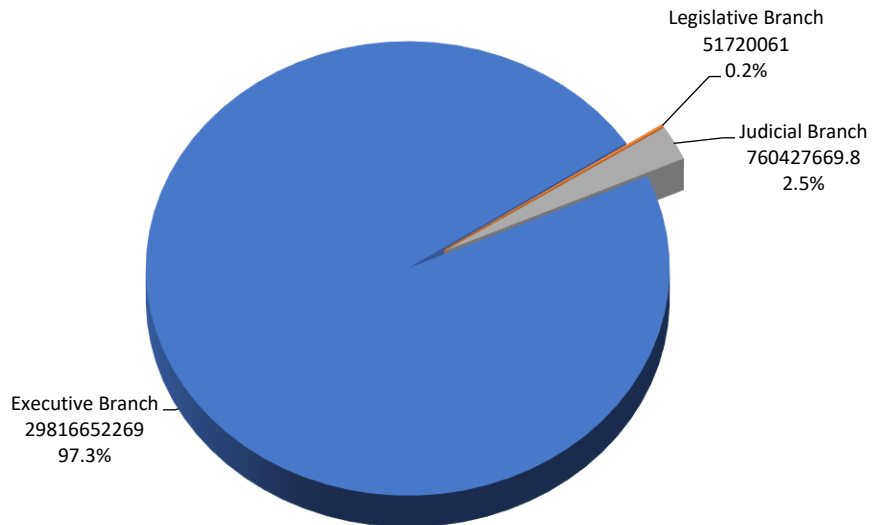


Chart G:
FY 2019 Judicial Appropriation by Agency

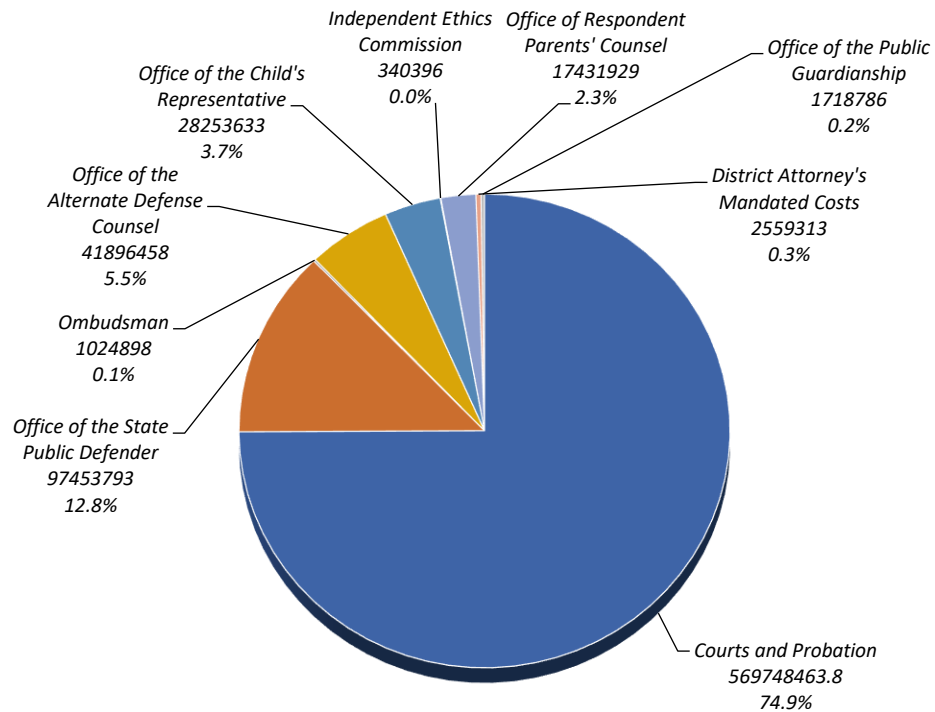


Chart H:
FY 2019 Judicial Appropriation by Major Cost Category

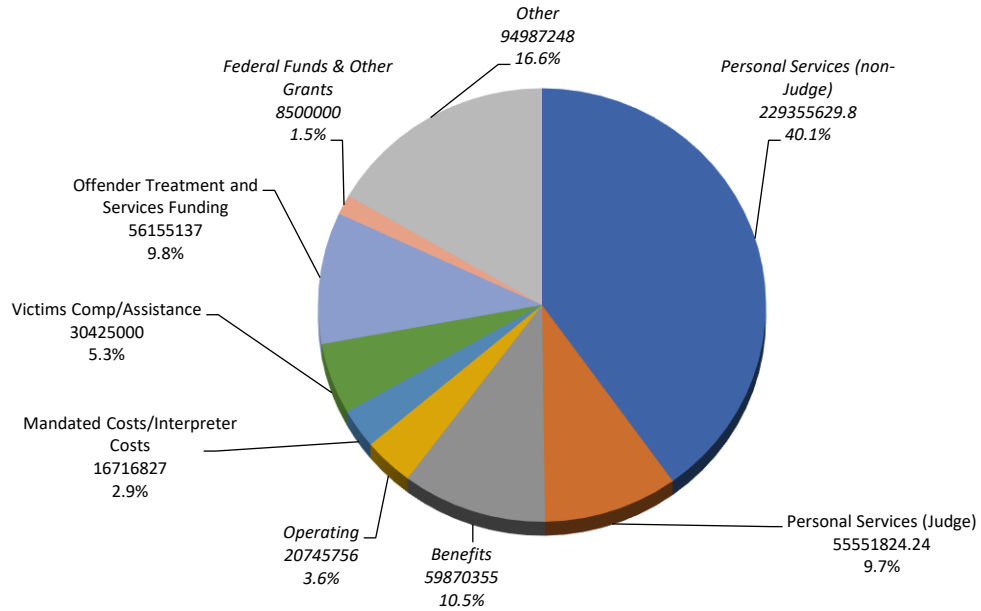
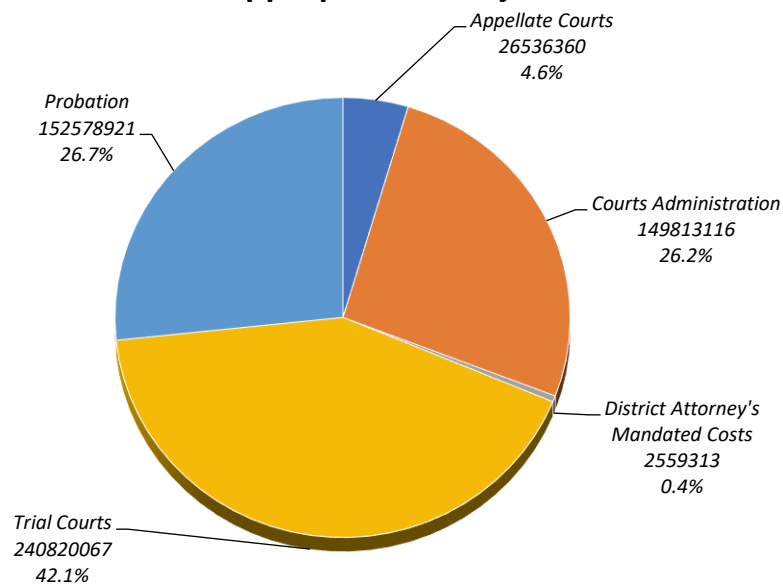


Chart I:
FY 2019 Judicial Appropriation Major Function



Collections- This section is not currently available. As soon as this information is available, it will be posted.

Section VIII: Colorado Probation



Chief Probation Officers

FIRST
JUDICIAL DISTRICT

Leslie Schaefer
Jeff Carpenter, Deputy

SECOND
JUDICIAL DISTRICT
ADULT

Cary Heck
Cheryl Frenette, Deputy

SECOND JUDICIAL
DISTRICT JUVENILE

Shawn Cohn

THIRD
JUDICIAL DISTRICT

Martin Malouff

FOURTH
JUDICIAL DISTRICT

Ellen Walker
Ryan Mills, Deputy

FIFTH
JUDICIAL DISTRICT

Wendy Slavin

SIXTH
JUDICIAL DISTRICT

Thomas Harms

SEVENTH
JUDICIAL DISTRICT

Rob Omer

EIGHTH
JUDICIAL DISTRICT

Chris Gastelle
Greg Otte, Deputy

NINTH
JUDICIAL DISTRICT

Joe Gerber

TENTH
JUDICIAL DISTRICT

David Simental

ELEVENTH
JUDICIAL DISTRICT

Michael O'Rourke

TWELFTH
JUDICIAL DISTRICT

Bill Gurule

THIRTEENTH
JUDICIAL DISTRICT

John Draxler

FOURTEENTH
JUDICIAL DISTRICT

Timothy Griffith

FIFTEENTH
JUDICIAL DISTRICT

Byron Hall

SIXTEENTH
JUDICIAL DISTRICT

Tobin Wright

SEVENTEENTH
JUDICIAL DISTRICT

Jenifer Morgen
Jeanette Hensel, Deputy

EIGHTEENTH
JUDICIAL DISTRICT

Doug Gray
Shelly Sack, Deputy

NINETEENTH
JUDICIAL DISTRICT

Jerry Green
Cory Flummerfelt, Deputy

TWENTIETH
JUDICIAL DISTRICT

Anjali Nandi
Joseph Creel, Deputy

TWENTY-FIRST
JUDICIAL DISTRICT

Linda Robinson

TWENTY-SECOND
JUDICIAL DISTRICT

Sonia Buffington

Updated as of 8/23/19

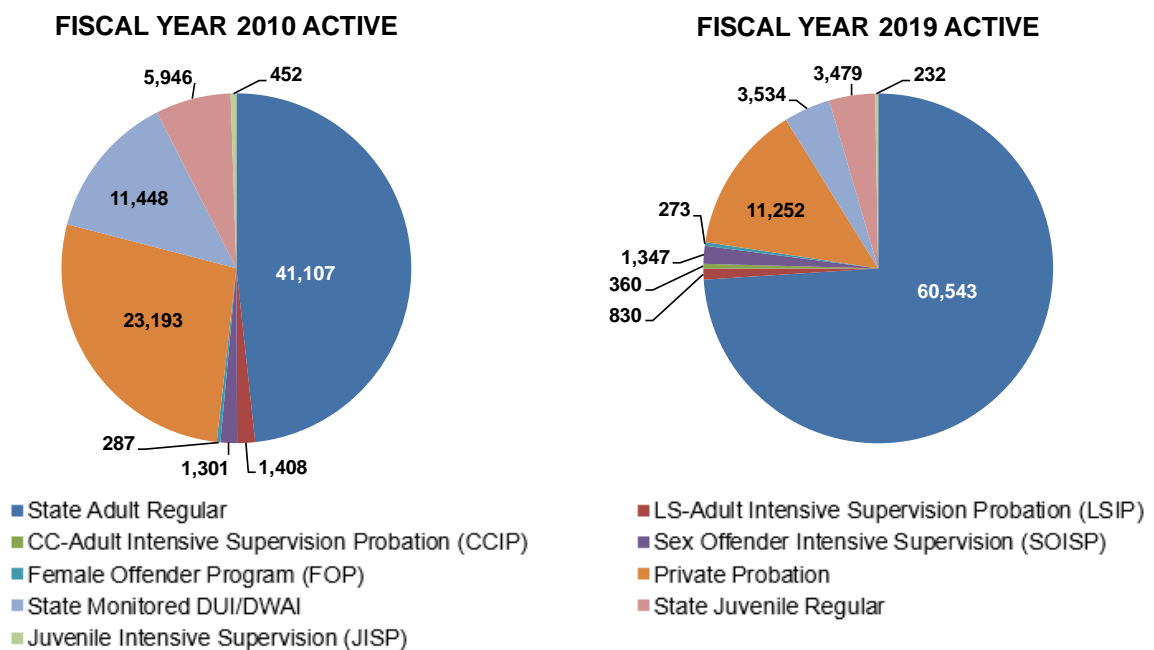
COLORADO PROBATION

Colorado Probation is committed to Public Safety, Victim and Community Reparation through Offender Accountability, Skill and Competency Development and Services to the Communities of Colorado.

Serving under the Colorado Judicial Department, Colorado Probation comprises 23 probation departments and the Division of Probation Services (DPS). The probation departments, located throughout the state, interface directly with probationers to provide rehabilitation, skill development, and enhance public safety for all residents of Colorado. The Division of Probation Services provides support and administrative services to the local probation departments.

The report that follows presents detailed and summary information pertaining to the many programs Colorado Probation employs to effectively supervise its clients. These programs support evidence-based practices and tailored supervision strategies to best serve both individuals on supervision and our local communities. Programs used by Colorado Probation include the following: Adult Regular State Probation; Juvenile Regular Probation, Intensive Supervision Probation (LSIP); Intensive Supervision Probation (CCIP); Juvenile Intensive Supervision Probation (JISP); Female Offender Program (FOP); Sex Offender Intensive Supervision Probation (SOISP); Private Probation; and State Monitored DUI/DWAI (ADDS). Probation also provides victim services to those impacted by crime. The number of clients served under each of the programs is presented in Chart 5 below, which captures the current number of probationers in each program along with an historical perspective to illustrate how the probation population has shifted over time.

**Chart 5: Probation Active Population on June 30th
Proportion of Probationers by Program Type- Ten Year Comparison**



As illustrated in Chart 5, the probation population has evolved considerably over the last ten years. Not only has the number of clients increased, but the placement of clients in programs has evolved. The sections following contain additional information on each of these programs.

Table 40:
Grand Totals - Probation
Adult Regular, Private, Juvenile Regular, Intensive Programs, Monitoring and
Investigations
Fiscal Year 2018 and Fiscal Year 2019

	Investigations/DUI Evaluations		New Clients		Closures		Active as of June 30 (Supervision/Monitoring)	
	FY 2018	FY 2019	FY 2018	FY 2019	FY 2018	FY 2019	FY 2018	FY 2019
State Adult Regular	15,531	15,946	42,119	41,608	31,803	32,671	59,437	60,543
LS-Adult Intensive Supervision Probation (LSIP) ¹			512	1,136	633	415	553	830
CC-Adult Intensive Supervision Probation(CCIP) ²				418		64		360
Sex Offender Intensive Supervision (SOISP)			419	345	326	320	1,412	1,347
Female Offender Program (FOP)			312	212	274	249	348	273
Private Probation ³			5,064	5,895	8,227	6,486	11,685	11,252
State Monitored/DUI/DWAI	18,094	17,542	2,147	2,009	1,887	1,821	3,559	3,534
Grand Total Adult Population	33,625	33,488	50,573	51,623	43,150	42,026	76,994	78,139

	Investigations		New Clients		Closures		Active as of June 30 (Supervision)	
	FY 2017	FY 2019	FY 2018	FY 2019	FY 2018	FY 2019	FY 2018	FY 2019
State Juvenile Regular	1,063	984	2,741	2,458	2,346	2,046	3,311	3,152
Juvenile Intensive Supervision (JISP)			136	162	152	137	183	232
Grand Total Juvenile Population	1,063	984	2,877	2,620	2,498	2,183	3,494	3,384

	Investigations/DUI Evaluations		New Clients		Closures		Active as of June 30 (Supervision/Monitoring)	
	FY 2018	FY 2019	FY 2018	FY 2019	FY 2018	FY 2019	FY 2018	FY 2019
Grand Total Adult and Juvenile Population	34,688	34,472	53,450	54,243	45,648	44,209	80,488	81,523

¹**LS-Adult Intensive Supervision Probation (LSIP):** The AISP program was modified and renamed in 2013, following the passage of HB13-250. LSIP targets the higher risk/lower needs (absence of substance dependence and mental health issues) probationers. The program is designed to address specific criminogenic needs with intensive interventions.

²**CC-Adult Intensive Supervision Probation (CCIP):** The CCIP program was developed in FY 2019, with full implementation anticipated in FY 2020. Districts are beginning to enroll probationers, as they receive training in the new program. CCIP targets the higher risk/higher needs (significant disruptions due to substance abuse, mental health issues, and stability factors) probationers. The program is designed to address specific criminogenic needs with a variety of interventions.

³**Colorado Private Probation:** In FY 2018 the private probation section of the annual report was adjusted to combine non-DUI/DWAI private probation numbers with DUI/DWAI private probation numbers. Previous annual reports have displayed these numbers separately.

**Chart 6: Probation Active Population on June 30th
FISCAL YEAR 2018 compared to FISCAL YEAR 2019**

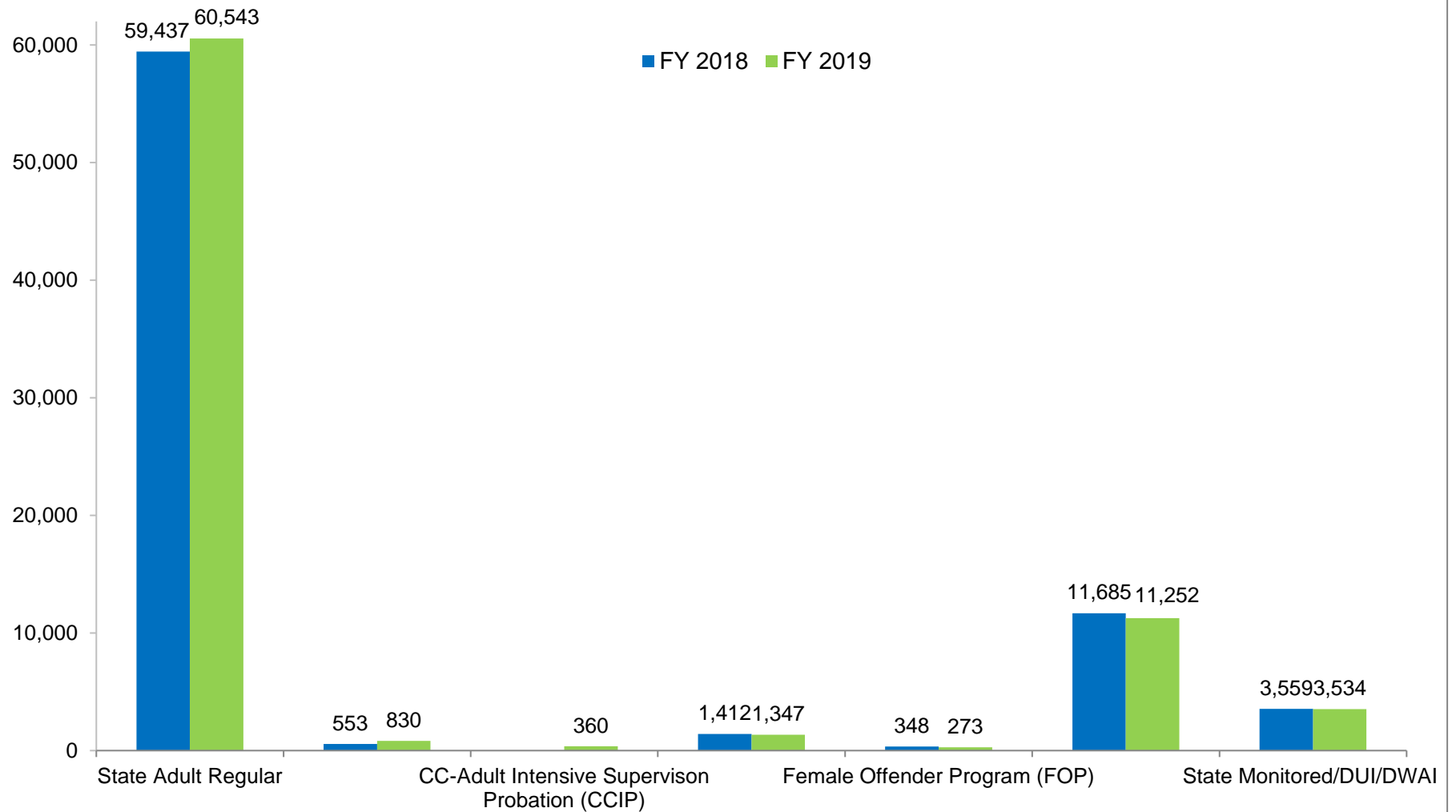


Table 41:
Colorado Adult Probation
State Regular and Private Combined
Successful/Unsuccessful Terminations
Fiscal Year 2019

	SUCCESSFUL TERMINATIONS ¹				UNSUCCESSFUL TERMINATIONS ³											
TYPE:	Successful				Revoked				Absconded				Total Terminations ⁴			
	State	Private ²	TOTAL		State	Private ²	TOTAL		State	Private ²	TOTAL		State	Private ²	TOTAL	
DISTRICT	Number	Number	Number	%	Number	Number	Number	%	Number	Number	Number	%	Number	Number	Number	%
1	1,959	822	2,781	61%	1,175	121	1,296	28%	404	112	516	11%	3,538	1,055	4,593	100%
2	1,623	0	1,623	53%	864	0	864	28%	593	0	593	19%	3,080	0	3,080	100%
3	117	0	117	68%	27	0	27	16%	27	0	27	16%	171	0	171	100%
4	1,234	721	1,955	60%	597	81	678	21%	532	76	608	19%	2,363	878	3,241	100%
5	515	135	650	78%	89	0	89	11%	89	4	93	11%	693	139	832	100%
6	370	0	370	73%	88	0	88	17%	50	0	50	10%	508	0	508	100%
7	376	0	376	77%	65	0	65	13%	47	0	47	10%	488	0	488	100%
8	1,461	497	1,958	72%	338	42	380	14%	347	27	374	14%	2,146	566	2,712	100%
9	301	0	301	72%	54	0	54	13%	61	0	61	15%	416	0	416	100%
10	599	240	839	61%	309	19	328	24%	183	30	213	15%	1,091	289	1,380	100%
11	423	105	528	72%	111	2	113	15%	89	3	92	13%	623	110	733	100%
12	355	0	355	66%	111	0	111	21%	71	0	71	13%	537	0	537	100%
13	567	0	567	72%	115	0	115	15%	102	0	102	13%	784	0	784	100%
14	263	0	263	72%	56	0	56	15%	46	0	46	13%	365	0	365	100%
15	102	0	102	70%	31	0	31	21%	12	0	12	8%	145	0	145	100%
16	88	0	88	56%	62	0	62	39%	7	0	7	4%	157	0	157	100%
17	2,529	473	3,002	65%	1,038	28	1,066	23%	571	14	585	13%	4,138	515	4,653	100%
18	2,289	1,520	3,809	70%	852	98	950	18%	578	82	660	12%	3,719	1,700	5,419	100%
19	1,034	294	1,328	67%	392	29	421	21%	201	32	233	12%	1,627	355	1,982	100%
20	703	703	1,406	70%	289	74	363	18%	183	55	238	12%	1,175	832	2,007	100%
21	585	1	586	60%	215	0	215	22%	176	1	177	18%	976	2	978	100%
22	182	0	182	58%	76	0	76	24%	57	0	57	18%	315	0	315	100%
STATE	17,675	5,511	23,186	65%	6,954	494	7,448	21%	4,426	436	4,862	14%	29,055	6,441	35,496	100%

¹**Successful Terminations:** This number includes the state successful terminations and private successful terminations.

²**Colorado Private Probation:** In FY2018 the private probation section of the annual report was adjusted to combine non-DUI/DWAI private probation numbers with DUI/DWAI private probation numbers. Previous annual reports displayed these numbers separately.

³**Unsuccessful Terminations:** This column includes those probationers who were revoked or absconded. A revocation is defined as a termination from probation supervision for a technical violation, new misdemeanor, or new felony. A revocation to Community Corrections is NOT included in this section. These offenders are not included on this table as they are still under the supervision and jurisdiction of probation. Absconded refers to probationers who become fugitives and are no longer compliant with probation supervision.

⁴**Total Terminations:** This table includes: successful terminations, revocations and absconders from probation supervision. Additional types of probation closures are included in Table 50 and Table 62.

Note: Percentages may not total 100 percent because of rounding.

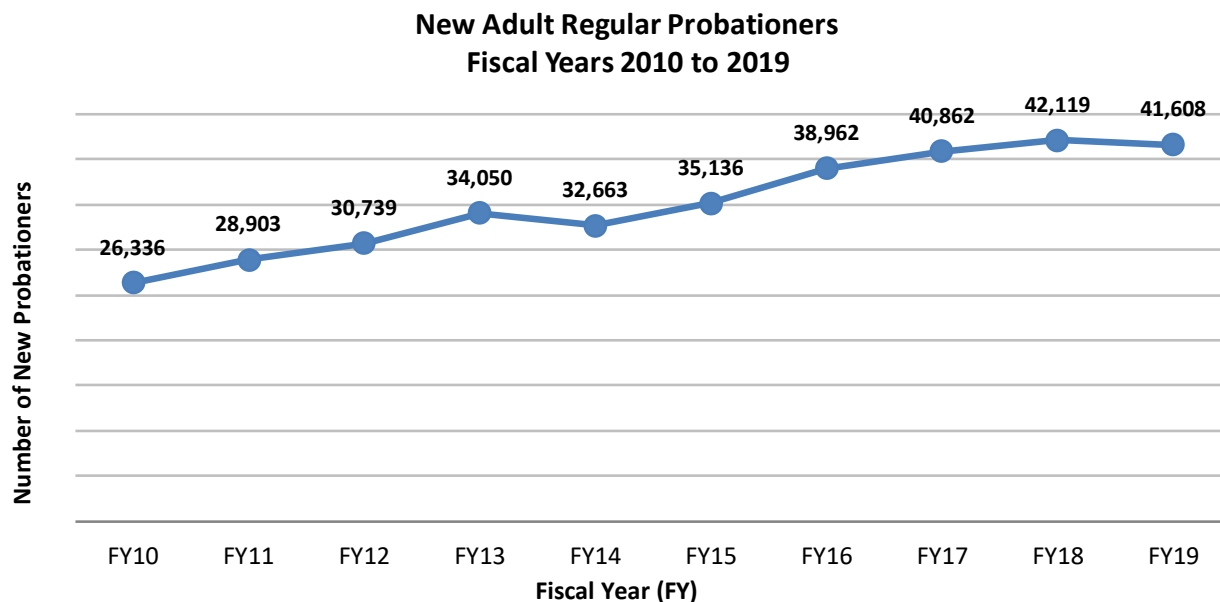
Colorado Probation: Adult State Regular Probation



Adult Regular Probation

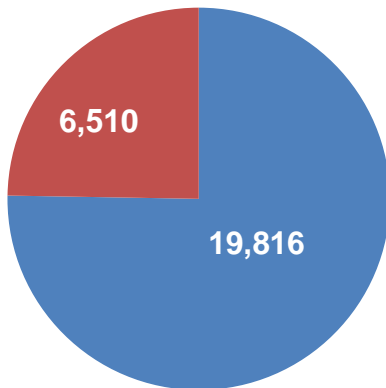
The Colorado Judicial Department administers adult probation in 22 judicial districts. There are over 70 separate probation locations throughout the state providing services to the courts, victims and probation clients. The Division of Probation Services publishes standards for probation supervision. Within the limits of statute and state standards, each district is free to develop and structure programs that address the needs of the local court and the community. In all districts, probationers are assessed for risk and need factors. Based on these assessments, probationers are supervised accordingly and referred for treatment and other relevant services during their period of supervision.

In FY 2019, there were 41,608 adults sentenced to probation and on June 30, 2019 there were 60,543 adult probationers on regular supervision. In FY 2019, 61% of adults completed regular state probation successfully.

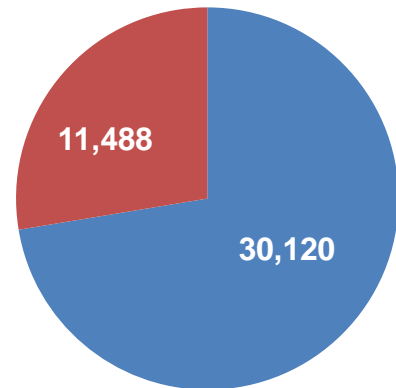


**Chart 7: New Adult Probationers by Gender
Ten Year Comparison**

FISCAL YEAR 2010 NEW



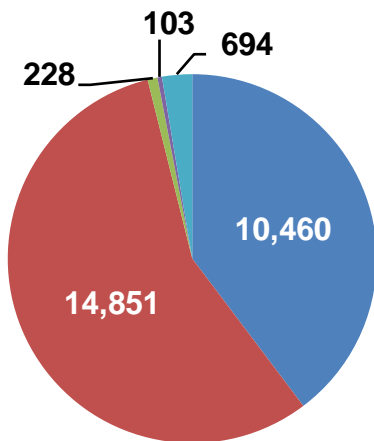
FISCAL YEAR 2019 NEW



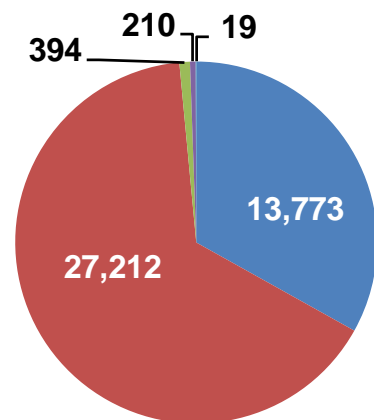
■ Male ■ Female

**Chart 8: New Adult Probationers by Offense Type
Ten Year Comparison**

FISCAL YEAR 2010 NEW



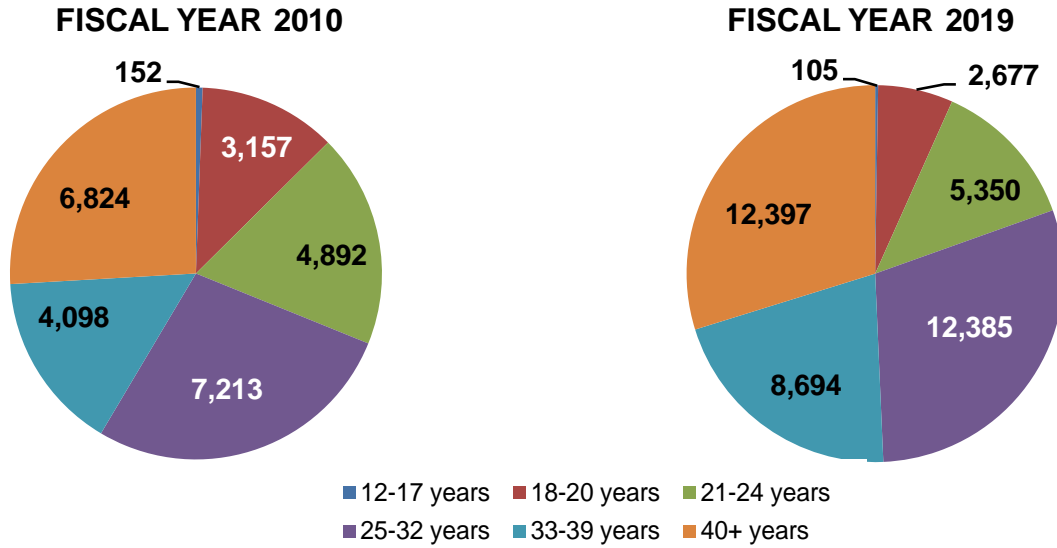
FISCAL YEAR 2019 NEW



■ Felony ■ Misdemeanor ■ Petty Offense ■ Traffic ■ Other

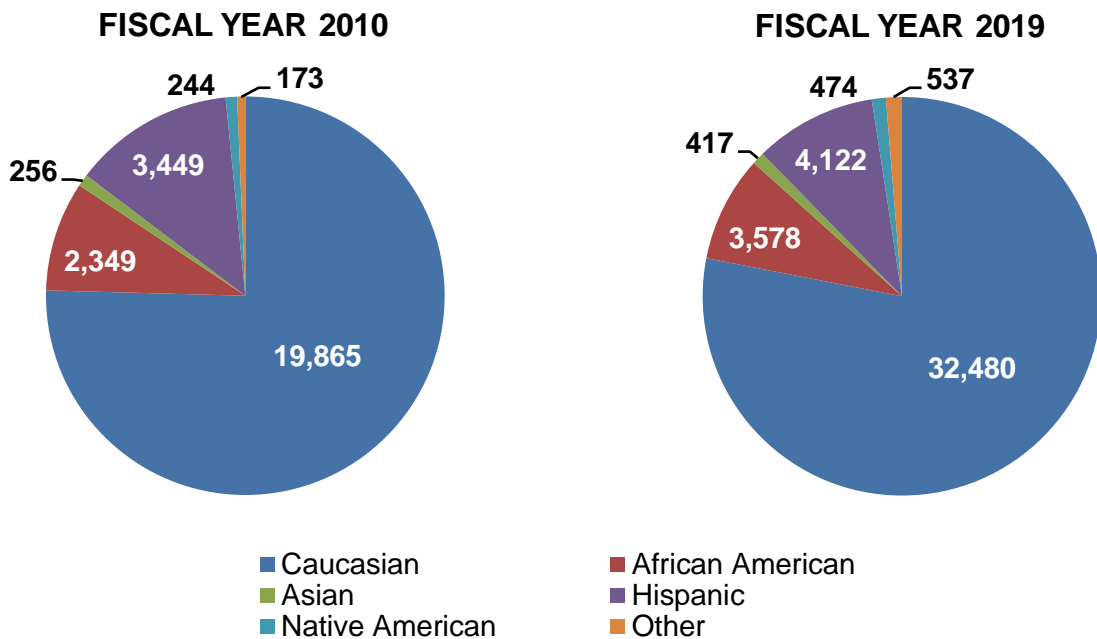
Other: Offenses coded without a law class. Programming enhancements completed in FY 2016 have increased the ability to capture offense class types which significantly reduced the number of cases in the "other" category.

**Chart 9: New Adult Probationers by Age
Ten Year Comparison**



12-17 years: DUI/DWI and underage consumption convictions for probationers under the age of 18 are captured as "adult offenses."

**Chart 10: New Adult Probationers by Ethnicity
Ten Year Comparison**



Ethnicity: These data are entered by court staff from information provided in the summons, affidavit, arrest report, or complaint filed by the district attorney.

Table 42:
Colorado State Adult Regular Probation
Investigations
Fiscal Year 2019

TYPE:	Sex Offender Investigations		Pre-Sentence Investigations		DUI/DWAI Evaluations ¹		Updated Pre-Sentence Investigations		Intake Evaluations		Interstate Investigations to Colorado		Administrative Investigations (additional cases)		TOTAL INVESTIGATIONS	
DISTRICT	Number	%	Number	%	Number	%	Number	%	Number	%	Number	%	Number	%	Number	%
1	184	5%	1,314	34%	2,037	52%	54	1%	0	0%	64	2%	243	6%	3,896	100%
2	133	7%	1,037	53%	87	4%	7	0%	319	16%	122	6%	252	13%	1,957	100%
3	1	0%	117	50%	75	32%	0	0%	0	0%	0	0%	40	17%	233	100%
4	171	4%	977	23%	2,430	56%	6	0%	0	0%	165	4%	574	13%	4,323	100%
5	20	2%	151	14%	790	72%	23	2%	19	2%	1	0%	90	8%	1,094	100%
6	8	1%	405	45%	411	46%	0	0%	0	0%	13	1%	58	6%	895	100%
7	14	2%	168	18%	479	52%	38	4%	44	5%	6	1%	181	19%	930	100%
8	87	3%	793	23%	1,706	49%	103	3%	72	2%	71	2%	619	18%	3,451	100%
9	20	3%	138	18%	491	63%	26	3%	13	2%	15	2%	75	10%	778	100%
10	38	4%	300	30%	442	45%	12	1%	44	4%	2	0%	147	15%	985	100%
11	16	3%	97	16%	398	64%	5	1%	16	3%	15	2%	74	12%	621	100%
12	14	2%	177	25%	232	33%	0	0%	228	32%	8	1%	47	7%	706	100%
13	25	4%	245	39%	240	38%	25	4%	0	0%	9	1%	86	14%	630	100%
14	2	0%	71	16%	344	75%	4	1%	0	0%	8	2%	27	6%	456	100%
15	5	3%	60	42%	69	48%	0	0%	0	0%	1	1%	9	6%	144	100%
16	8	2%	210	54%	95	25%	12	3%	15	4%	7	2%	39	10%	386	100%
17	130	4%	970	27%	2,213	62%	3	0%	0	0%	44	1%	203	6%	3,563	100%
18	151	5%	447	14%	2,247	73%	1	0%	0	0%	153	5%	92	3%	3,091	100%
19	78	3%	738	33%	1,096	49%	5	0%	0	0%	82	4%	260	12%	2,259	100%
20	57	4%	192	15%	874	69%	4	0%	0	0%	16	1%	131	10%	1,274	100%
21	45	3%	390	27%	642	44%	30	2%	0	0%	41	3%	307	21%	1,455	100%
22	9	2%	164	45%	144	40%	0	0%	12	3%	6	2%	26	7%	361	100%
STATE	1,216	4%	9,161	27%	17,542	52%	358	1%	782	2%	849	3%	3,580	11%	33,488	100%

Denver County ²	0	0%	0	0%	1,428	100%	0	0%	0	0%	0	0%	0	0%	1,428	100%
STATE TOTAL (with Denver County)	1,216	3%	9,161	26%	18,970	54%	358	1%	782	2%	849	2%	3,580	10%	34,916	100%

¹**DUI/DWAI Evaluations:** In previous annual reports this data was reported in Table 94. As of FY 2008 this information is now included in this table.

²**Denver County:** Colorado Judicial contracts with the Denver County Court for alcohol evaluations. Denver County Court is not part of the State Court data system, therefore this data is reported by Denver County for inclusion in this table.

Note: Percentages may not total 100 percent because of rounding.

Table 43:
Colorado State Adult Regular Probation
New Clients by Offense Type
Fiscal Year 2019

TYPE:	Felony		Misdemeanor		Petty Offense		Traffic		Other (offense coded without a law class)	TOTAL NEW CLIENTS
DISTRICT	Number	%	Number	%	Number	%	Number	%	Number	%
1	1,388	29%	3,289	69%	67	1%	7	0%	0	0%
2	2,136	54%	1,854	46%	0	0%	1	0%	0	0%
3	92	34%	182	66%	0	0%	0	0%	0	0%
4	2,193	55%	1,805	45%	6	0%	6	0%	3	0%
5	293	30%	670	68%	21	2%	4	0%	0	0%
6	203	31%	437	67%	2	0%	9	1%	0	0%
7	221	28%	545	70%	12	2%	5	1%	0	0%
8	1,104	29%	2,584	68%	55	1%	40	1%	2	0%
9	218	32%	442	65%	13	2%	5	1%	0	0%
10	433	26%	1,237	73%	4	0%	9	1%	0	0%
11	170	18%	768	80%	13	1%	5	1%	0	0%
12	169	25%	486	72%	11	2%	10	1%	0	0%
13	201	23%	632	71%	43	5%	14	2%	0	0%
14	122	26%	350	74%	4	1%	0	0%	0	0%
15	66	33%	131	66%	3	2%	0	0%	0	0%
16	113	36%	183	59%	7	2%	7	2%	0	0%
17	1,315	25%	3,814	73%	44	1%	19	0%	5	0%
18	1,552	31%	3,443	68%	44	1%	29	1%	6	0%
19	819	29%	1,958	70%	12	0%	19	1%	1	0%
20	466	26%	1,310	72%	25	1%	17	1%	2	0%
21	414	33%	814	66%	6	0%	4	0%	0	0%
22	85	23%	278	76%	2	1%	0	0%	0	0%
STATE	13,773	33%	27,212	65%	394	1%	210	1%	19	0%
									41,608	100%

¹**Other (offense coded without a law class):** Programming enhancements completed in FY 2016 have increased the ability to capture offense class types which significantly reduced the number of cases in the "other" category.

Note: Percentages may not total 100 percent because of rounding.

Table 44:
Colorado State Adult Regular Probation
New Clients by Court of Origin
Fiscal Year 2019

TYPE:		District Court		County Court		Interstate Transfers to Colorado		TOTAL NEW CLIENTS	
DISTRICT		Number	%	Number	%	Number	%	Number	%
1		2,595	55%	2,115	45%	41	1%	4,751	100%
2		3,885	97%	26	1%	80	2%	3,991	100%
3		169	62%	101	37%	4	1%	274	100%
4		2,642	66%	1,298	32%	73	2%	4,013	100%
5		489	49%	494	50%	5	1%	988	100%
6		306	47%	336	52%	9	1%	651	100%
7		393	50%	379	48%	11	1%	783	100%
8		1,410	37%	2,330	62%	45	1%	3,785	100%
9		319	47%	347	51%	12	2%	678	100%
10		970	58%	690	41%	23	1%	1,683	100%
11		395	41%	547	57%	14	1%	956	100%
12		323	48%	346	51%	7	1%	676	100%
13		393	44%	486	55%	11	1%	890	100%
14		228	48%	237	50%	11	2%	476	100%
15		101	51%	94	47%	5	3%	200	100%
16		181	58%	118	38%	11	4%	310	100%
17		2,608	50%	2,507	48%	82	2%	5,197	100%
18		2,615	52%	2,414	48%	45	1%	5,074	100%
19		1,332	47%	1,426	51%	51	2%	2,809	100%
20		999	55%	786	43%	35	2%	1,820	100%
21		736	59%	469	38%	33	3%	1,238	100%
22		174	48%	181	50%	10	3%	365	100%
STATE		23,263	56%	17,727	43%	618	1%	41,608	100%

Note: Percentages may not total 100 percent because of rounding.

Table 45:
Colorado State Adult Regular Probation
New Clients by Supervision Type
Fiscal Year 2019

TYPE:	Probation		Probation Revoked and Re-sentenced		Interstate Transfers to Colorado		Courtesy Supervision from Other Colorado Probation Districts		Direct Sentence Community Corrections		Deferred Judgment and Sentence		Diversion to be Supervised by Probation ¹		TOTAL NEW CLIENTS	
	Number	%	Number	%	Number	%	Number	%	Number	%	Number	%	Number	%	Number	%
DISTRICT																
1	3,923	83%	94	2%	40	1%	328	7%	207	4%	150	3%	9	0%	4,751	100%
2	2,984	75%	171	4%	80	2%	199	5%	263	7%	294	7%	0	0%	3,991	100%
3	120	44%	1	0%	4	1%	41	15%	0	0%	108	39%	0	0%	274	100%
4	2,728	68%	99	2%	73	2%	365	9%	114	3%	634	16%	0	0%	4,013	100%
5	624	63%	19	2%	5	1%	124	13%	24	2%	192	19%	0	0%	988	100%
6	441	68%	7	1%	9	1%	54	8%	14	2%	126	19%	0	0%	651	100%
7	416	53%	5	1%	11	1%	143	18%	27	3%	181	23%	0	0%	783	100%
8	2,631	70%	81	2%	45	1%	202	5%	156	4%	670	18%	0	0%	3,785	100%
9	459	68%	4	1%	12	2%	107	16%	7	1%	89	13%	0	0%	678	100%
10	1,090	65%	40	2%	23	1%	196	12%	38	2%	296	18%	0	0%	1,683	100%
11	605	63%	21	2%	15	2%	91	10%	2	0%	222	23%	0	0%	956	100%
12	394	58%	13	2%	7	1%	73	11%	34	5%	155	23%	0	0%	676	100%
13	549	62%	18	2%	11	1%	97	11%	19	2%	196	22%	0	0%	890	100%
14	287	60%	0	0%	11	2%	79	17%	13	3%	86	18%	0	0%	476	100%
15	103	52%	1	1%	5	3%	31	16%	22	11%	38	19%	0	0%	200	100%
16	175	56%	0	0%	11	4%	69	22%	13	4%	42	14%	0	0%	310	100%
17	3,686	71%	134	3%	83	2%	555	11%	262	5%	477	9%	0	0%	5,197	100%
18	3,467	68%	95	2%	45	1%	446	9%	146	3%	875	17%	0	0%	5,074	100%
19	2,011	72%	32	1%	51	2%	389	14%	115	4%	211	8%	0	0%	2,809	100%
20	1,261	69%	29	2%	35	2%	165	9%	29	2%	301	17%	0	0%	1,820	100%
21	940	76%	28	2%	33	3%	158	13%	67	5%	12	1%	0	0%	1,238	100%
22	204	56%	8	2%	10	3%	37	10%	13	4%	93	25%	0	0%	365	100%
STATE	29,098	70%	900	2%	619	1%	3,949	9%	1,585	4%	5,448	13%	9	0%	41,608	100%

Note: Percentages may not total 100 percent because of rounding.

¹**Diversion to be Supervised by Probation:** Cases sentenced to probation that are supervised as part of a deferred prosecution agreement

Table 46:
Colorado State Adult Regular Probation
New Clients by Gender
Fiscal Year 2019

TYPE:	Female		Male		Unknown		TOTAL NEW CLIENTS	
DISTRICT	Number	%	Number	%	Number	%	Number	%
1	1,372	29%	3,375	71%	4	0%	4,751	100%
2	1,065	27%	2,924	73%	2	0%	3,991	100%
3	92	34%	181	66%	1	0%	274	100%
4	1,117	28%	2,893	72%	3	0%	4,013	100%
5	232	23%	755	76%	1	0%	988	100%
6	189	29%	459	71%	3	0%	651	100%
7	233	30%	549	70%	1	0%	783	100%
8	1,106	29%	2,678	71%	1	0%	3,785	100%
9	151	22%	527	78%	0	0%	678	100%
10	552	33%	1,130	67%	1	0%	1,683	100%
11	258	27%	698	73%	0	0%	956	100%
12	183	27%	493	73%	0	0%	676	100%
13	262	29%	627	70%	1	0%	890	100%
14	128	27%	348	73%	0	0%	476	100%
15	49	25%	150	75%	1	1%	200	100%
16	91	29%	217	70%	2	1%	310	100%
17	1,350	26%	3,842	74%	5	0%	5,197	100%
18	1,435	28%	3,638	72%	1	0%	5,074	100%
19	719	26%	2,089	74%	1	0%	2,809	100%
20	466	26%	1,353	74%	1	0%	1,820	100%
21	330	27%	908	73%	0	0%	1,238	100%
22	108	30%	257	70%	0	0%	365	100%
STATE	11,488	28%	30,091	72%	29	0%	41,608	100%

Note: Percentages may not total 100 percent because of rounding.

Table 47:
Colorado State Adult Regular Probation
New Clients by Age
Fiscal Year 2019

TYPE:	12-17 Years*		18-20 Years		21-24 Years		25-32 Years		33-39 Years		40 and above		Unknown		TOTAL NEW CLIENTS	
DISTRICT	Number	%	Number	%	Number	%	Number	%	Number	%	Number	%	Number	%	Number	%
1	9	0%	217	5%	543	11%	1,499	32%	982	21%	1,501	32%	0	0%	4,751	100%
2	0	0%	222	6%	474	12%	1,184	30%	919	23%	1,192	30%	0	0%	3,991	100%
3	0	0%	13	5%	33	12%	86	31%	52	19%	90	33%	0	0%	274	100%
4	3	0%	250	6%	524	13%	1,222	30%	857	21%	1,157	29%	0	0%	4,013	100%
5	9	1%	43	4%	106	11%	345	35%	193	20%	292	30%	0	0%	988	100%
6	0	0%	24	4%	81	12%	199	31%	159	24%	188	29%	0	0%	651	100%
7	0	0%	54	7%	90	11%	232	30%	164	21%	243	31%	0	0%	783	100%
8	17	0%	330	9%	661	17%	1,044	28%	704	19%	1,029	27%	0	0%	3,785	100%
9	0	0%	23	3%	87	13%	190	28%	152	22%	226	33%	0	0%	678	100%
10	2	0%	86	5%	202	12%	494	29%	387	23%	512	30%	0	0%	1,683	100%
11	4	0%	43	4%	81	8%	286	30%	195	20%	347	36%	0	0%	956	100%
12	0	0%	36	5%	90	13%	205	30%	136	20%	209	31%	0	0%	676	100%
13	19	2%	85	10%	120	13%	244	27%	167	19%	255	29%	0	0%	890	100%
14	2	0%	26	5%	54	11%	141	30%	98	21%	155	33%	0	0%	476	100%
15	0	0%	12	6%	16	8%	64	32%	43	22%	65	33%	0	0%	200	100%
16	1	0%	15	5%	42	14%	78	25%	67	22%	107	35%	0	0%	310	100%
17	17	0%	356	7%	643	12%	1,588	31%	1,098	21%	1,495	29%	0	0%	5,197	100%
18	9	0%	390	8%	642	13%	1,529	30%	1,031	20%	1,473	29%	0	0%	5,074	100%
19	1	0%	221	8%	406	14%	801	29%	582	21%	798	28%	0	0%	2,809	100%
20	11	1%	136	7%	264	15%	523	29%	341	19%	545	30%	0	0%	1,820	100%
21	1	0%	74	6%	142	11%	340	27%	292	24%	389	31%	0	0%	1,238	100%
22	0	0%	21	6%	49	13%	91	25%	75	21%	129	35%	0	0%	365	100%
STATE	105	0%	2,677	6%	5,350	13%	12,385	30%	8,694	21%	12,397	30%	0	0%	41,608	100%

¹**12-17 Years:** In some jurisdictions, DUI/DWAI and underage consumption convictions for probationers under the age of 18 are captured as "adult offenses".

Note: Percentages may not total 100 percent because of rounding.

Table 48:
Colorado State Adult Regular Probation
New Clients by Ethnic Group¹
Fiscal Year 2019

TYPE:	Caucasian		African American		Asian		Hispanic		Native American		Other		TOTAL NEW CLIENTS	
DISTRICT	Number	%	Number	%	Number	%	Number	%	Number	%	Number	%	Number	%
1	4,060	85%	289	6%	36	1%	287	6%	30	1%	49	1%	4,751	100%
2	2,774	70%	834	21%	46	1%	287	7%	28	1%	22	1%	3,991	100%
3	214	78%	7	3%	0	0%	49	18%	1	0%	3	1%	274	100%
4	2,730	68%	609	15%	36	1%	546	14%	30	1%	62	2%	4,013	100%
5	865	88%	25	3%	6	1%	78	8%	3	0%	11	1%	988	100%
6	467	72%	7	1%	4	1%	62	10%	101	16%	10	2%	651	100%
7	659	84%	7	1%	3	0%	86	11%	11	1%	17	2%	783	100%
8	3,319	88%	160	4%	23	1%	215	6%	12	0%	56	1%	3,785	100%
9	608	90%	10	1%	4	1%	49	7%	4	1%	3	0%	678	100%
10	899	53%	75	4%	5	0%	649	39%	22	1%	33	2%	1,683	100%
11	878	92%	14	1%	6	1%	29	3%	6	1%	23	2%	956	100%
12	466	69%	7	1%	5	1%	176	26%	10	1%	12	2%	676	100%
13	724	81%	35	4%	1	0%	121	14%	5	1%	4	0%	890	100%
14	433	91%	8	2%	2	0%	21	4%	2	0%	10	2%	476	100%
15	161	81%	1	1%	0	0%	33	17%	0	0%	5	3%	200	100%
16	221	71%	8	3%	0	0%	77	25%	1	0%	3	1%	310	100%
17	4,336	83%	449	9%	76	1%	265	5%	16	0%	55	1%	5,197	100%
18	3,568	70%	826	16%	111	2%	459	9%	31	1%	79	2%	5,074	100%
19	2,225	79%	87	3%	18	1%	414	15%	7	0%	58	2%	2,809	100%
20	1,604	88%	80	4%	30	2%	87	5%	6	0%	13	1%	1,820	100%
21	1,064	86%	39	3%	5	0%	111	9%	12	1%	7	1%	1,238	100%
22	205	56%	1	0%	0	0%	21	6%	136	37%	2	1%	365	100%
STATE	32,480	78%	3,578	9%	417	1%	4,122	10%	474	1%	537	1%	41,608	100%

¹ **Ethnic Group:** This data is entered by court staff from information provided in the summons, affidavit, arrest report, or complaint filed with the court.

Note: Percentages may not total 100 percent because of rounding.

Table 49:
Colorado State Adult Regular Probation
Successful/Unsuccessful Terminations
Fiscal Year 2019

TYPE:	SUCCESSFUL TERMINATIONS ¹		UNSUCCESSFUL TERMINATIONS ²				TOTAL TERMINATIONS ³	
	Successful		Revoked		Absconded			
DISTRICT	Number	%	Number	%	Number	%	Number	%
1	1,959	55%	1,175	33%	404	11%	3,538	100%
2	1,623	53%	864	28%	593	19%	3,080	100%
3	117	68%	27	16%	27	16%	171	100%
4	1,234	52%	597	25%	532	23%	2,363	100%
5	515	74%	89	13%	89	13%	693	100%
6	370	73%	88	17%	50	10%	508	100%
7	376	77%	65	13%	47	10%	488	100%
8	1,461	68%	338	16%	347	16%	2,146	100%
9	301	72%	54	13%	61	15%	416	100%
10	599	55%	309	28%	183	17%	1,091	100%
11	423	68%	111	18%	89	14%	623	100%
12	355	66%	111	21%	71	13%	537	100%
13	567	72%	115	15%	102	13%	784	100%
14	263	72%	56	15%	46	13%	365	100%
15	102	70%	31	21%	12	8%	145	100%
16	88	56%	62	39%	7	4%	157	100%
17	2,529	61%	1,038	25%	571	14%	4,138	100%
18	2,289	62%	852	23%	578	16%	3,719	100%
19	1,034	64%	392	24%	201	12%	1,627	100%
20	703	60%	289	25%	183	16%	1,175	100%
21	585	60%	215	22%	176	18%	976	100%
22	182	58%	76	24%	57	18%	315	100%
STATE	17,675	61%	6,954	24%	4,426	15%	29,055	100%

¹**Successful Terminations:** This column is exclusively state successful terminations.

²**Unsuccessful Terminations:** This column includes those probationers who were revoked or absconded. A revocation is defined as a termination from probation supervision for a technical violation, new misdemeanor, or new felony. A revocation to Community Corrections is NOT included in this section because these offenders are still under the supervision and jurisdiction of probation. Absconded refers to probationers who become fugitives and are no longer compliant with probation supervision.

³**Total Terminations:** This table includes: successful terminations, revocations and absconders from probation supervision. Additional types of state adult probation closures are included in Table 50.

Note: Percentages may not total 100 percent because of rounding.

Table 50:
Colorado State Adult Regular Probation
All Probation Supervision Closure Types
Fiscal Year 2019

TYPE:	Successful		Revoked		Absconded		Community Corrections Discharge		Deported		Death		Administrative Closure		TOTAL CLOSURES		Courtesy Transfers ¹	
DISTRICT	Number	%	Number	%	Number	%	Number	%	Number	%	Number	%	Number	%	Number	%	Number	DISTRICT
1	1,959	48%	1,175	29%	404	10%	343	8%	14	0%	33	1%	116	3%	4,044	100%	315	1
2	1,623	43%	864	23%	593	16%	466	12%	36	1%	26	1%	170	4%	3,778	100%	266	2
3	117	63%	27	14%	27	14%	10	5%	1	1%	5	3%	0	0%	187	100%	40	3
4	1,234	45%	597	22%	532	20%	270	10%	1	0%	38	1%	52	2%	2,724	100%	292	4
5	515	69%	89	12%	89	12%	32	4%	9	1%	3	0%	5	1%	742	100%	102	5
6	370	70%	88	17%	50	9%	13	2%	1	0%	6	1%	3	1%	531	100%	43	6
7	376	73%	65	13%	47	9%	19	4%	1	0%	4	1%	2	0%	514	100%	106	7
8	1,461	60%	338	14%	347	14%	262	11%	4	0%	26	1%	12	0%	2,450	100%	202	8
9	301	67%	54	12%	61	14%	30	7%	1	0%	3	1%	1	0%	451	100%	91	9
10	599	50%	309	26%	183	15%	84	7%	1	0%	11	1%	4	0%	1,191	100%	157	10
11	423	65%	111	17%	89	14%	9	1%	0	0%	13	2%	4	1%	649	100%	74	11
12	355	57%	111	18%	71	11%	79	13%	0	0%	9	1%	2	0%	627	100%	63	12
13	567	68%	115	14%	102	12%	43	5%	2	0%	6	1%	3	0%	838	100%	91	13
14	263	66%	56	14%	46	12%	25	6%	0	0%	6	2%	2	1%	398	100%	66	14
15	102	59%	31	18%	12	7%	23	13%	1	1%	3	2%	0	0%	172	100%	26	15
16	88	47%	62	33%	7	4%	25	13%	1	1%	3	2%	0	0%	186	100%	77	16
17	2,529	55%	1,038	22%	571	12%	388	8%	40	1%	31	1%	20	0%	4,617	100%	520	17
18	2,289	56%	852	21%	578	14%	247	6%	30	1%	50	1%	22	1%	4,068	100%	380	18
19	1,034	57%	392	22%	201	11%	138	8%	17	1%	20	1%	13	1%	1,815	100%	322	19
20	703	56%	289	23%	183	15%	41	3%	0	0%	14	1%	15	1%	1,245	100%	163	20
21	585	53%	215	19%	176	16%	108	10%	3	0%	9	1%	11	1%	1,107	100%	152	21
22	182	54%	76	23%	57	17%	17	5%	0	0%	3	1%	2	1%	337	100%	30	22
STATE	17,675	54%	6,954	21%	4,426	14%	2,672	8%	163	0%	322	1%	459	1%	32,671	100%	3,578	STATE

¹**Courtesy Transfers:** Beginning in FY 2008 courtesy transfers were removed from "Total Closures" as they are accounted for within the existing closure categories. They are reported separately to track the cases transferred between districts.

Note: Percentages may not total 100 percent because of rounding.

Table 51:
Colorado State Adult Regular Probation
Type of Revocation
Fiscal Year 2019

TYPE:	New Felony ¹		New Misdemeanor ²		Technical ³		TOTAL REVOCATIONS ⁴	
DISTRICT	Number	%	Number	%	Number	%	Number	%
1	106	9%	129	11%	940	80%	1,175	100%
2	134	16%	84	10%	646	75%	864	100%
3	5	19%	1	4%	21	78%	27	100%
4	181	30%	41	7%	375	63%	597	100%
5	15	17%	21	24%	53	60%	89	100%
6	13	15%	15	17%	60	68%	88	100%
7	4	6%	9	14%	52	80%	65	100%
8	71	21%	68	20%	199	59%	338	100%
9	8	15%	10	19%	36	67%	54	100%
10	63	20%	68	22%	178	58%	309	100%
11	16	14%	20	18%	75	68%	111	100%
12	9	8%	17	15%	85	77%	111	100%
13	17	15%	18	16%	80	70%	115	100%
14	13	23%	11	20%	32	57%	56	100%
15	5	16%	4	13%	22	71%	31	100%
16	7	11%	8	13%	47	76%	62	100%
17	145	14%	153	15%	740	71%	1,038	100%
18	178	21%	193	23%	481	56%	852	100%
19	69	18%	90	23%	233	59%	392	100%
20	41	14%	44	15%	204	71%	289	100%
21	87	40%	44	20%	84	39%	215	100%
22	4	5%	1	1%	71	93%	76	100%
STATE	1,191	17%	1,049	15%	4,714	68%	6,954	100%

¹**New Felony:** Includes revocations for a new felony offense committed while on probation supervision.

²**New Misdemeanor:** Includes revocations for a new misdemeanor offense committed while on probation supervision.

³**Technical:** Includes revocations for technical probation supervision violations (e.g. drug use, non-compliance).

⁴**Total Revocations:** Total includes all felony, misdemeanor, and technical violations resulting in a revocation from probation.

Note: Percentages may not total 100 percent because of rounding.

Table 52:
Colorado State Adult Regular Probation
Length of Stay
Fiscal Year 2019

TYPE:	0-12 months		13-24 months		25-36 months		37 + months		TOTAL CLOSURES	
DISTRICT	Number	%	Number	%	Number	%	Number	%	Number	%
1	1,706	42%	1,533	38%	557	14%	248	6%	4,044	100%
2	1,558	41%	1,489	39%	426	11%	305	8%	3,778	100%
3	82	44%	70	37%	15	8%	20	11%	187	100%
4	947	35%	1,021	37%	397	15%	359	13%	2,724	100%
5	324	44%	293	39%	90	12%	35	5%	742	100%
6	233	44%	181	34%	88	17%	29	5%	531	100%
7	185	36%	233	45%	60	12%	36	7%	514	100%
8	981	40%	942	38%	308	13%	219	9%	2,450	100%
9	143	32%	193	43%	72	16%	43	10%	451	100%
10	529	44%	426	36%	138	12%	98	8%	1,191	100%
11	285	44%	227	35%	77	12%	60	9%	649	100%
12	302	48%	228	36%	62	10%	35	6%	627	100%
13	376	45%	308	37%	92	11%	62	7%	838	100%
14	136	34%	163	41%	59	15%	40	10%	398	100%
15	85	49%	68	40%	11	6%	8	5%	172	100%
16	75	40%	62	33%	32	17%	17	9%	186	100%
17	1,991	43%	1,752	38%	545	12%	329	7%	4,617	100%
18	1,404	35%	1,673	41%	624	15%	367	9%	4,068	100%
19	623	34%	722	40%	262	14%	208	11%	1,815	100%
20	542	44%	469	38%	140	11%	94	8%	1,245	100%
21	412	37%	378	34%	156	14%	161	15%	1,107	100%
22	157	47%	129	38%	38	11%	13	4%	337	100%
STATE	13,076	40%	12,560	38%	4,249	13%	2,786	9%	32,671	100%

Note: Percentages may not total 100 percent because of rounding.

Table 53:
Colorado State Adult Regular and Private Probation
Active Client on June 30, 2019
Fiscal Year 2019

TYPE	TOTAL STATE REGULAR CLIENTS		TOTAL PRIVATE CLIENTS		TOTAL STATE REGULAR & PRIVATE PROBATION POPULATION	
	Number	%	Number	%	Number	%
DISTRICT						
1	6,663	84%	1,278	16%	7,941	100%
2	5,504	100%	0	0%	5,504	100%
3	374	100%	0	0%	374	100%
4	6,844	78%	1,967	22%	8,811	100%
5	1,155	82%	246	18%	1,401	100%
6	1,094	100%	1	0%	1,095	100%
7	1,285	100%	0	0%	1,285	100%
8	4,683	82%	1,047	18%	5,730	100%
9	1,151	100%	1	0%	1,152	100%
10	2,332	80%	593	20%	2,925	100%
11	1,221	85%	219	15%	1,440	100%
12	934	100%	0	0%	934	100%
13	1,339	100%	0	0%	1,339	100%
14	748	100%	0	0%	748	100%
15	333	100%	0	0%	333	100%
16	459	100%	0	0%	459	100%
17	7,881	88%	1,115	12%	8,996	100%
18	7,643	74%	2,712	26%	10,355	100%
19	3,947	86%	666	14%	4,613	100%
20	2,098	60%	1,404	40%	3,502	100%
21	2,345	100%	0	0%	2,345	100%
22	510	99%	3	1%	513	100%
STATE	60,543	84%	11,252	16%	71,795	100%

Note: Percentages may not total 100 percent because of rounding.

Table 54:
Colorado State Adult Regular Probation
Active Client Risk Levels¹ on June 30, 2019
Fiscal Year 2019

Risk Levels:	New: w/in the first 30 days of supervision start date		Maximum		Medium		Minimum		Administrative		Community Corrections		Interstate Transfer to Another State		TOTAL STATE PROBATION CLIENTS	
	Number	%	Number	%	Number	%	Number	%	Number	%	Number	%	Number	%	Number	%
DISTRICT	Number	%	Number	%	Number	%	Number	%	Number	%	Number	%	Number	%	Number	%
1	134	2%	664	10%	1,448	22%	2,677	40%	1,152	17%	439	7%	149	2%	6,663	100%
2	34	1%	1,050	19%	1,304	24%	1,160	21%	1,298	24%	498	9%	160	3%	5,504	100%
3	8	2%	121	32%	80	21%	78	21%	58	16%	4	1%	25	7%	374	100%
4	34	0%	980	14%	2,045	30%	1,721	25%	1,616	24%	80	1%	368	5%	6,844	100%
5	42	4%	106	9%	248	21%	433	37%	145	13%	63	5%	118	10%	1,155	100%
6	11	1%	132	12%	267	24%	434	40%	96	9%	50	5%	104	10%	1,094	100%
7	32	2%	212	16%	301	23%	556	43%	65	5%	89	7%	30	2%	1,285	100%
8	131	3%	555	12%	1,472	31%	1,210	26%	537	11%	510	11%	268	6%	4,683	100%
9	33	3%	105	9%	184	16%	524	46%	193	17%	42	4%	70	6%	1,151	100%
10	30	1%	311	13%	595	26%	611	26%	628	27%	112	5%	45	2%	2,332	100%
11	49	4%	231	19%	331	27%	285	23%	247	20%	28	2%	50	4%	1,221	100%
12	13	1%	137	15%	223	24%	273	29%	189	20%	74	8%	25	3%	934	100%
13	20	1%	207	15%	299	22%	490	37%	163	12%	83	6%	77	6%	1,339	100%
14	13	2%	110	15%	171	23%	291	39%	70	9%	44	6%	49	7%	748	100%
15	10	3%	60	18%	76	23%	109	33%	12	4%	54	16%	12	4%	333	100%
16	8	2%	91	20%	151	33%	116	25%	53	12%	29	6%	11	2%	459	100%
17	185	2%	1,135	14%	2,287	29%	1,802	23%	1,839	23%	482	6%	151	2%	7,881	100%
18	125	2%	710	9%	2,528	33%	2,043	27%	1,488	19%	362	5%	387	5%	7,643	100%
19	106	3%	386	10%	836	21%	1,368	35%	902	23%	241	6%	108	3%	3,947	100%
20	12	1%	378	18%	524	25%	532	25%	451	21%	80	4%	121	6%	2,098	100%
21	42	2%	307	13%	483	21%	745	32%	354	15%	269	11%	145	6%	2,345	100%
22	5	1%	92	18%	139	27%	162	32%	57	11%	24	5%	31	6%	510	100%
STATE	1,077	2%	8,080	13%	15,992	27%	17,620	30%	11,613	19%	3,657	6%	2,504	4%	60,543	100%

¹**Active Client Risk Levels:** This data includes regular adult supervision, domestic violence, sex offender (Non-SOISP), problem solving court, mental health and economic crime. Detailed supervision levels for each regular adult supervision, domestic violence, sex offender (Non-SOISP), problem solving court, mental health and economic crime can be found on Tables 55 and 56.

Note: Percentages may not total 100 percent because of rounding.

Table 55:
Colorado State Adult Regular Probation
Regular Adult, Domestic Violence and Sex Offender Caseloads
Active Client Risk Levels on June 30, 2019
Fiscal Year 2019

Risk Level:	Regular Adult							
	Regular Maximum		Regular Medium		Regular Minimum		Regular Administrative	
	#	%	#	%	#	%	#	%
DISTRICT	#	%	#	%	#	%	#	%
1	381	8%	1,001	20%	2,415	49%	1,125	23%
2	628	18%	923	27%	911	26%	1,013	29%
3	83	30%	62	22%	75	27%	58	21%
4	588	13%	1,356	29%	1,179	26%	1,483	32%
5	69	10%	160	23%	328	47%	136	20%
6	80	11%	175	24%	387	53%	92	13%
7	152	17%	224	25%	453	51%	65	7%
8	387	12%	1,191	37%	1,118	35%	520	16%
9	71	9%	138	17%	429	52%	185	22%
10	185	11%	365	22%	511	31%	566	35%
11	156	18%	238	27%	242	28%	239	27%
12	105	15%	178	26%	219	32%	187	27%
13	134	15%	184	21%	422	47%	149	17%
14	59	12%	124	25%	253	51%	60	12%
15	53	26%	59	29%	82	40%	12	6%
16	74	21%	117	34%	104	30%	53	15%
17	496	9%	1,724	31%	1,592	29%	1,763	32%
18	408	7%	1,907	35%	1,864	34%	1,325	24%
19	257	9%	583	20%	1,235	42%	854	29%
20	233	17%	377	28%	338	25%	414	30%
21	161	10%	387	25%	683	44%	338	22%
22	73	19%	110	29%	140	37%	57	15%
STATE	4,833	11%	11,583	28%	14,980	36%	10,694	25%

Risk Level:	Domestic Violence							
	DV Maximum		DV Medium		DV Minimum		DV Administrative	
	#	%	#	%	#	%	#	%
DISTRICT	#	%	#	%	#	%	#	%
1	146	21%	376	54%	152	22%	24	3%
2	107	24%	182	41%	146	33%	5	1%
3	6	26%	14	61%	3	13%	0	0%
4	148	16%	453	49%	270	29%	46	5%
5	13	7%	67	38%	90	51%	8	4%
6	26	19%	77	57%	29	21%	3	2%
7	27	19%	44	31%	69	49%	0	0%
8	39	12%	225	67%	69	21%	2	1%
9	8	7%	32	27%	73	62%	5	4%
10	70	19%	176	47%	80	22%	46	12%
11	43	29%	77	52%	21	14%	6	4%
12	15	21%	23	32%	31	44%	2	3%
13	27	15%	89	51%	53	30%	6	3%
14	45	37%	44	36%	32	26%	1	1%
15	4	11%	14	37%	20	53%	0	0%
16	10	22%	27	59%	9	20%	0	0%
17	425	42%	406	40%	130	13%	54	5%
18	75	11%	490	69%	88	12%	58	8%
19	68	16%	212	49%	115	27%	34	8%
20	71	24%	103	34%	126	42%	2	1%
21	118	53%	79	35%	19	9%	7	3%
22	8	21%	16	42%	14	37%	0	0%
STATE	1,499	22%	3,226	48%	1,639	25%	309	5%

Risk Level:	Sex Offenders (Non-SOISP)*							
	Sex Offender Maximum		Sex Offender Medium		Sex Offender Minimum		Sex Offender Administrative	
	#	%	#	%	#	%	#	%
DISTRICT	#	%	#	%	#	%	#	%
1	23	18%	25	19%	80	62%	1	1%
2	12	6%	10	5%	10	5%	154	83%
3	5	100%	0	0%	0	0%	0	0%
4	19	9%	34	16%	153	70%	13	6%
5	4	22%	3	17%	11	61%	0	0%
6	6	19%	7	22%	18	56%	1	3%
7	1	4%	2	9%	20	87%	0	0%
8	24	31%	22	28%	18	23%	14	18%
9	7	23%	4	13%	17	55%	3	10%
10	12	43%	7	25%	9	32%	0	0%
11	8	27%	8	27%	13	43%	1	3%
12	1	8%	5	38%	7	54%	0	0%
13	5	17%	7	24%	11	38%	6	21%
14	1	5%	3	16%	6	32%	9	47%
15	3	33%	1	11%	5	56%	0	0%
16	2	25%	3	38%	3	38%	0	0%
17	37	30%	28	23%	50	41%	7	6%
18	22	10%	31	14%	81	35%	95	41%
19	15	38%	9	23%	9	23%	6	15%
20	13	13%	12	12%	45	46%	28	29%
21	9	15%	8	14%	33	56%	9	15%
22	0	0%	9	75%	3	25%	0	0%
STATE	229	16%	238	17%	602	43%	347	25%

Note: Percentages may not total 100 percent because of rounding.

*SOISP's (Sex Offender Intensive Supervision Probation) active client numbers can be found in Table 100.

Table 56:
Colorado State Adult Regular Probation
Problem Solving Court, Mental Health and Economic Crime Caseloads
Active Client Risk Levels on June 30, 2019
Fiscal Year 2019

Risk Level:	Problem Solving Court (PSC)									
	PSC Maximum		PSC Medium		PSC Minimum		PSC Administrative		PSC Total	
	#	%	#	%	#	%	#	%	#	%
DISTRICT										
1	85	77%	21	19%	3	3%	2	2%	111	100%
2	133	35%	79	21%	47	12%	122	32%	381	100%
3	25	96%	1	4%	0	0%	0	0%	26	100%
4	142	43%	99	30%	67	20%	22	7%	330	100%
5	17	65%	8	31%	0	0%	1	4%	26	100%
6	20	71%	8	29%	0	0%	0	0%	28	100%
7	16	41%	20	51%	3	8%	0	0%	39	100%
8	93	70%	34	26%	5	4%	1	1%	133	100%
9	16	100%	0	0%	0	0%	0	0%	16	100%
10	24	39%	20	32%	4	6%	14	23%	62	100%
11	24	57%	8	19%	9	21%	1	2%	42	100%
12	7	32%	8	36%	7	32%	0	0%	22	100%
13	21	81%	4	15%	0	0%	1	4%	26	100%
14	3	100%	0	0%	0	0%	0	0%	3	100%
15	0	0%	0	0%	0	0%	0	0%	0	0%
16	5	56%	4	44%	0	0%	0	0%	9	100%
17	89	81%	7	6%	0	0%	14	13%	110	100%
18	75	75%	24	24%	1	1%	0	0%	100	100%
19	29	56%	19	37%	4	8%	0	0%	52	100%
20	31	94%	2	6%	0	0%	0	0%	33	100%
21	0	0%	0	0%	0	0%	0	0%	0	0%
22	11	65%	2	12%	4	24%	0	0%	17	100%
STATE	866	55%	368	23%	154	10%	178	11%	1,566	100%

Risk Level:	Mental Health (MH)										
	MH Maximum			MH Medium		MH Minimum		MH Administrative		MH Total	
	#	%		#	%	#	%	#	%	#	%
DISTRICT	#	%		#	%	#	%	#	%	#	%
1	30	81%		5	14%	2	5%	0	0%	37	100%
2	149	55%		101	38%	15	6%	4	1%	269	100%
3	2	40%		3	60%	0	0%	0	0%	5	100%
4	79	40%		71	36%	30	15%	20	10%	200	100%
5	3	23%		8	62%	2	15%	0	0%	13	100%
6	0	0%		0	0%	0	0%	0	0%	0	0%
7	16	44%		10	28%	10	28%	0	0%	36	100%
8	10	100%		0	0%	0	0%	0	0%	10	100%
9	3	17%		10	56%	5	28%	0	0%	18	100%
10	20	36%		27	49%	6	11%	2	4%	55	100%
11	0	0%		0	0%	0	0%	0	0%	0	0%
12	9	33%		9	33%	9	33%	0	0%	27	100%
13	20	54%		15	41%	1	3%	1	3%	37	100%
14	2	100%		0	0%	0	0%	0	0%	2	100%
15	0	0%		1	100%	0	0%	0	0%	1	100%
16	0	0%		0	0%	0	0%	0	0%	0	0%
17	83	43%		96	50%	12	6%	0	0%	191	100%
18	59	60%		37	38%	1	1%	1	1%	98	100%
19	17	43%		13	33%	2	5%	8	20%	40	100%
20	30	43%		25	36%	10	14%	5	7%	70	100%
21	19	50%		9	24%	10	26%	0	0%	38	100%
22	0	0%		2	100%	0	0%	0	0%	2	100%
STATE	551	48%		442	38%	115	10%	41	4%	1,149	100%

Risk Level:	Economic Crime (EC)									
	EC Maximum		EC Medium		EC Minimum		EC Administrative		EC Total	
	#	%	#	%	#	%	#	%	#	%
DISTRICT										
1	0	0%	20	44%	25	56%	0	0%	45	100%
2	21	34%	9	15%	31	51%	0	0%	61	100%
3	0	0%	0	0%	0	0%	0	0%	0	0%
4	4	4%	32	36%	22	24%	32	36%	90	100%
5	0	0%	2	50%	2	50%	0	0%	4	100%
6	0	0%	0	0%	0	0%	0	0%	0	0%
7	0	0%	1	50%	1	50%	0	0%	2	100%
8	2	100%	0	0%	0	0%	0	0%	2	100%
9	0	0%	0	0%	0	0%	0	0%	0	0%
10	0	0%	0	0%	1	100%	0	0%	1	100%
11	0	0%	0	0%	0	0%	0	0%	0	0%
12	0	0%	0	0%	0	0%	0	0%	0	0%
13	0	0%	0	0%	3	100%	0	0%	3	100%
14	0	0%	0	0%	0	0%	0	0%	0	0%
15	0	0%	1	33%	2	67%	0	0%	3	100%
16	0	0%	0	0%	0	0%	0	0%	0	0%
17	5	10%	26	52%	18	36%	1	2%	50	100%
18	71	56%	39	31%	8	6%	9	7%	127	100%
19	0	0%	0	0%	3	100%	0	0%	3	100%
20	0	0%	5	25%	13	65%	2	10%	20	100%
21	0	0%	0	0%	0	0%	0	0%	0	0%
22	0	0%	0	0%	1	100%	0	0%	1	100%
STATE	103	25%	135	33%	130	32%	44	11%	412	100%

Note: Percentages may not total 100 percent because of rounding.

Colorado Probation: Private Probation



Private Probation

Although not every judicial district has access to or utilizes a private provider, Colorado Probation has contracted for private probation services since FY 1996, due in part to the inadequacy of staff resources to supervise all offenders sentenced to probation at the level required by standards. Chief Justice Directive 16-01 (formerly 04-03 and 96-05), defines the priority use of probation resources and the circumstances under which districts may contract with private probation. Part III of the directive states that districts may enter into agreements with public or private entities for the provision of probation services, including investigation services and the supervision of lower risk adult probationers. In FY 2019, there were 5,895 new offenders transferred to private probation for supervision. On June 30, 2019, there were 11,252 offenders being managed under private probation service contracts. In FY 2019, private probation successfully terminated 5,511 probationers (86%). By utilizing private probation for lower risk probationers, state probation departments can concentrate their resources on higher risk probationers.

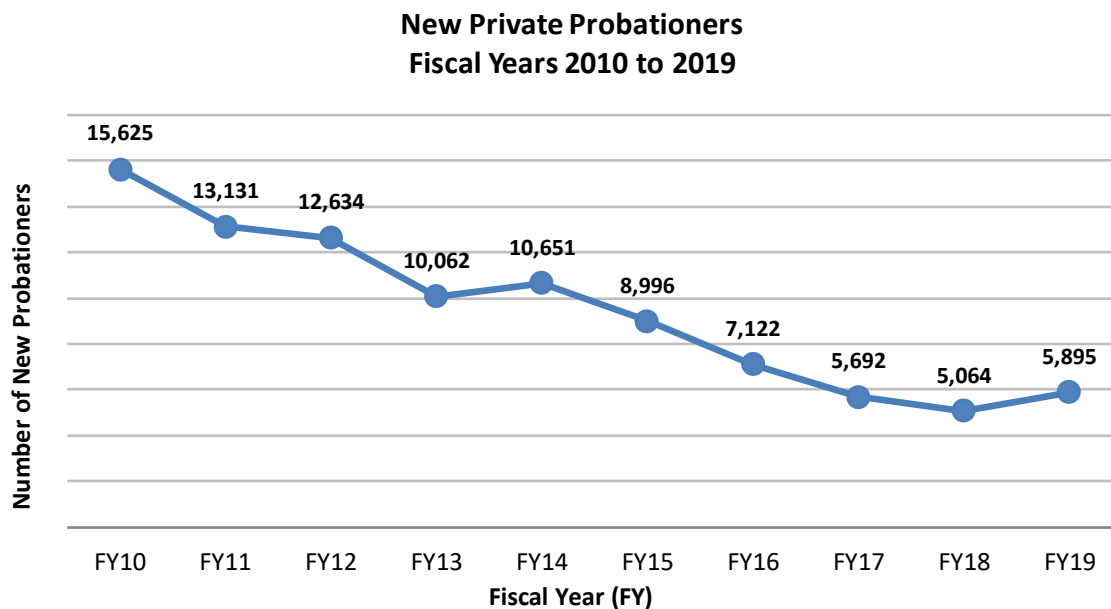


Table 57:
Colorado Private Probation¹
New Clients by Supervision Type
Fiscal Year 2019

TYPE:	Transfer from State					
	Direct Sentence ²		Probation ³		TOTAL NEW CLIENTS	
DISTRICT	Number	%	Number	%	Number	%
1	0	0%	1,174	100%	1,174	100%
2	0	0%	0	0%	0	0%
3	0	0%	0	0%	0	0%
4	0	0%	941	100%	941	100%
5	0	0%	77	100%	77	100%
6	0	0%	0	0%	0	0%
7	0	0%	0	0%	0	0%
8	0	0%	173	100%	173	100%
9	0	0%	0	0%	0	0%
10	0	0%	248	100%	248	100%
11	1	1%	102	99%	103	100%
12	0	0%	0	0%	0	0%
13	0	0%	0	0%	0	0%
14	0	0%	0	0%	0	0%
15	0	0%	0	0%	0	0%
16	0	0%	0	0%	0	0%
17	0	0%	890	100%	890	100%
18	0	0%	1,169	100%	1,169	100%
19	0	0%	302	100%	302	100%
20	114	14%	692	86%	806	100%
21	7	100%	0	0%	7	100%
22	5	100%	0	0%	5	100%
STATE	127	2%	5,768	98%	5,895	100%

¹**Colorado Private Probation:** In FY 2018, the private probation section of the annual report was adjusted to combine non-DUI/DWAI private probation numbers with DUI/DWAI private probation numbers. Previous annual reports displayed these numbers separately.

²**Direct Sentence:** A probationer ordered by the court to be supervised by a private provider. This is not a uniform practice among courts.

³**Transfer from State Probation:** A probationer originally sentenced to state probation but later determined appropriate to transfer to a private probation provider.

Note: Percentages may not total 100 percent because of rounding.

Table 58:
Colorado Private Probation¹
New Clients by Gender
Fiscal Year 2019

TYPE:	Female		Male		Unknown		TOTAL NEW CLIENTS	
DISTRICT	Number	%	Number	%	Number	%	Number	%
1	376	32%	798	68%	0	0%	1,174	100%
2	0	0%	0	0%	0	0%	0	0%
3	0	0%	0	0%	0	0%	0	0%
4	243	26%	698	74%	0	0%	941	100%
5	25	32%	52	68%	0	0%	77	100%
6	0	0%	0	0%	0	0%	0	0%
7	0	0%	0	0%	0	0%	0	0%
8	44	25%	129	75%	0	0%	173	100%
9	0	0%	0	0%	0	0%	0	0%
10	76	31%	172	69%	0	0%	248	100%
11	28	27%	75	73%	0	0%	103	100%
12	0	0%	0	0%	0	0%	0	0%
13	0	0%	0	0%	0	0%	0	0%
14	0	0%	0	0%	0	0%	0	0%
15	0	0%	0	0%	0	0%	0	0%
16	0	0%	0	0%	0	0%	0	0%
17	283	32%	607	68%	0	0%	890	100%
18	379	32%	789	67%	1	0%	1,169	100%
19	77	25%	224	74%	1	0%	302	100%
20	220	27%	585	73%	1	0%	806	100%
21	0	0%	7	100%	0	0%	7	100%
22	2	40%	3	60%	0	0%	5	100%
STATE	1,753	30%	4,139	70%	3	0%	5,895	100%

¹**Colorado Private Probation:** In FY 2018, the private probation section of the annual report was adjusted to combine non-DUI/DWAI private probation numbers with DUI/DWAI private probation numbers. Previous annual reports displayed these numbers separately.

Note: Percentages may not total 100 percent because of rounding.

Table 59:
Colorado Private Probation¹
New Clients by Age
Fiscal Year 2019

TYPE:	*12-17 Years		18-20 Years		21-24 Years		25-32 Years		33-39 Years		40 and above		Unknown		TOTAL NEW CLIENTS	
DISTRICT	Number	%	Number	%	Number	%	Number	%	Number	%	Number	%	Number	%	Number	%
1	1	0%	76	6%	196	17%	365	31%	189	16%	347	30%	0	0%	1,174	100%
2	0	0%	0	0%	0	0%	0	0%	0	0%	0	0%	0	0%	0	0%
3	0	0%	0	0%	0	0%	0	0%	0	0%	0	0%	0	0%	0	0%
4	2	0%	47	5%	168	18%	326	35%	160	17%	238	25%	0	0%	941	100%
5	0	0%	0	0%	10	13%	30	39%	17	22%	20	26%	0	0%	77	100%
6	0	0%	0	0%	0	0%	0	0%	0	0%	0	0%	0	0%	0	0%
7	0	0%	0	0%	0	0%	0	0%	0	0%	0	0%	0	0%	0	0%
8	0	0%	14	8%	39	23%	55	32%	26	15%	39	23%	0	0%	173	100%
9	0	0%	0	0%	0	0%	0	0%	0	0%	0	0%	0	0%	0	0%
10	2	1%	19	8%	31	13%	78	31%	46	19%	72	29%	0	0%	248	100%
11	0	0%	2	2%	14	14%	17	17%	26	25%	44	43%	0	0%	103	100%
12	0	0%	0	0%	0	0%	0	0%	0	0%	0	0%	0	0%	0	0%
13	0	0%	0	0%	0	0%	0	0%	0	0%	0	0%	0	0%	0	0%
14	0	0%	0	0%	0	0%	0	0%	0	0%	0	0%	0	0%	0	0%
15	0	0%	0	0%	0	0%	0	0%	0	0%	0	0%	0	0%	0	0%
16	0	0%	0	0%	0	0%	0	0%	0	0%	0	0%	0	0%	0	0%
17	2	0%	61	7%	193	22%	288	32%	165	19%	181	20%	0	0%	890	100%
18	1	0%	66	6%	209	18%	340	29%	190	16%	363	31%	0	0%	1,169	100%
19	0	0%	25	8%	62	21%	91	30%	54	18%	70	23%	0	0%	302	100%
20	0	0%	83	10%	134	17%	251	31%	110	14%	228	28%	0	0%	806	100%
21	0	0%	2	29%	0	0%	2	29%	1	14%	2	29%	0	0%	7	100%
22	0	0%	0	0%	0	0%	0	0%	3	60%	2	40%	0	0%	5	100%
STATE	8	0%	395	7%	1,056	18%	1,843	31%	987	17%	1,606	27%	0	0%	5,895	100%

¹**Colorado Private Probation:** In FY 2018, the private probation section of the annual report was adjusted to combine non-DUI/DWAI private probation numbers with DUI/DWAI private probation numbers. Previous annual reports will display these numbers separately.

***12-17 Years:** In some jurisdictions, DUI/DWAI and underage consumption convictions for probationers under the age of 18 are captured as "adult offenses".

Note: Percentages may not total 100 percent because of rounding.

Table 60:
Colorado Private Probation¹
New Clients by Ethnic Group²
Fiscal Year 2019

TYPE:	Caucasian		African American		Asian		Hispanic		Native American		Other		TOTAL NEW CLIENTS	
DISTRICT	Number	%	Number	%	Number	%	Number	%	Number	%	Number	%	Number	%
1	1,004	86%	50	4%	16	1%	83	7%	9	1%	12	1%	1,174	100%
2	0	0%	0	0%	0	0%	0	0%	0	0%	0	0%	0	0%
3	0	0%	0	0%	0	0%	0	0%	0	0%	0	0%	0	0%
4	630	67%	107	11%	21	2%	150	16%	7	1%	26	3%	941	100%
5	71	92%	1	1%	2	3%	3	4%	0	0%	0	0%	77	100%
6	0	0%	0	0%	0	0%	0	0%	0	0%	0	0%	0	0%
7	0	0%	0	0%	0	0%	0	0%	0	0%	0	0%	0	0%
8	156	90%	4	2%	2	1%	7	4%	0	0%	4	2%	173	100%
9	0	0%	0	0%	0	0%	0	0%	0	0%	0	0%	0	0%
10	140	56%	12	5%	0	0%	89	36%	0	0%	7	3%	248	100%
11	99	96%	0	0%	0	0%	4	4%	0	0%	0	0%	103	100%
12	0	0%	0	0%	0	0%	0	0%	0	0%	0	0%	0	0%
13	0	0%	0	0%	0	0%	0	0%	0	0%	0	0%	0	0%
14	0	0%	0	0%	0	0%	0	0%	0	0%	0	0%	0	0%
15	0	0%	0	0%	0	0%	0	0%	0	0%	0	0%	0	0%
16	0	0%	0	0%	0	0%	0	0%	0	0%	0	0%	0	0%
17	797	90%	41	5%	19	2%	25	3%	2	0%	6	1%	890	100%
18	824	70%	155	13%	27	2%	139	12%	6	1%	18	2%	1,169	100%
19	265	88%	3	1%	1	0%	26	9%	1	0%	6	2%	302	100%
20	730	91%	23	3%	7	1%	39	5%	1	0%	6	1%	806	100%
21	5	71%	2	29%	0	0%	0	0%	0	0%	0	0%	7	100%
22	1	20%	0	0%	0	0%	1	20%	3	60%	0	0%	5	100%
STATE	4,722	80%	398	7%	95	2%	566	10%	29	0%	85	1%	5,895	100%

¹**Colorado Private Probation:** In FY2018, the private probation section of the annual report was adjusted to combine non-DUI/DWAI private probation numbers with DUI/DWAI private probation numbers. Previous annual reports displayed these numbers separately.

²**Ethnic Group:** This data is entered by court staff from information provided in the summons, affidavit, arrest report, or complaint filed by the district attorney.

Note: Percentages may not total 100 percent because of rounding.

Table 61:
Colorado Private Probation¹
Successful/Unsuccessful Terminations
Fiscal Year 2019

TYPE:	SUCCESSFUL TERMINATIONS ²		UNSUCCESSFUL TERMINATIONS ³				TOTAL TERMINATIONS ⁵	
	Successful		Revoked		Absconded ⁴			
DISTRICT	Number	%	Number	%	Number	%	Number	%
1	822	78%	121	11%	112	11%	1,055	100%
2	0	0%	0	0%	0	0%	0	0%
3	0	0%	0	0%	0	0%	0	0%
4	721	82%	81	9%	76	9%	878	100%
5	135	97%	0	0%	4	3%	139	100%
6	0	0%	0	0%	0	0%	0	0%
7	0	0%	0	0%	0	0%	0	0%
8	497	88%	42	7%	27	5%	566	100%
9	0	0%	0	0%	0	0%	0	0%
10	240	83%	19	7%	30	10%	289	100%
11	105	95%	2	2%	3	3%	110	100%
12	0	0%	0	0%	0	0%	0	0%
13	0	0%	0	0%	0	0%	0	0%
14	0	0%	0	0%	0	0%	0	0%
15	0	0%	0	0%	0	0%	0	0%
16	0	0%	0	0%	0	0%	0	0%
17	473	92%	28	5%	14	3%	515	100%
18	1,520	89%	98	6%	82	5%	1,700	100%
19	294	83%	29	8%	32	9%	355	100%
20	703	84%	74	9%	55	7%	832	100%
21	1	50%	0	0%	1	50%	2	100%
22	0	0%	0	0%	0	0%	0	0%
STATE	5,511	86%	494	8%	436	7%	6,441	100%

¹**Colorado Private Probation:** In FY 2018, the private probation section of the annual report was adjusted to combine non-DUI/DWAI private probation numbers with DUI/DWAI private probation numbers. Previous annual reports displayed these numbers separately.

²**Successful Terminations:** This column is exclusively private successful terminations.

³**Unsuccessful Terminations:** This column includes probationers supervised by private who were revoked or absconded. A revocation is defined as a termination from probation supervision for a technical violation, new misdemeanor, or new felony.

⁴**Absconded:** This column refers to probationers who become fugitives and are no longer compliant with probation supervision.

⁵**Total Terminations:** This column includes: successful terminations, revocations and absconders from probation supervision. Additional types of private probation closures are included in Tables 62.

Table 62:
Colorado Private Probation¹
All Closure Types
Fiscal Year 2019

TYPE:	Successful		Revoked		Absconded		Deported		Death		Administrative Closure		TOTAL CLOSURES		Courtesy Transfers ²	
DISTRICT	Number	%	Number	%	Number	%	Number	%	Number	%	Number	%	Number	%	Number	DISTRICT
1	822	77%	121	11%	112	11%	0	0%	6	1%	1	0%	1,062	100%	52	1
2	0	0%	0	0%	0	0%	0	0%	0	0%	0	0%	0	0%	0	2
3	0	0%	0	0%	0	0%	0	0%	0	0%	0	0%	0	0%	0	3
4	721	81%	81	9%	76	9%	0	0%	5	1%	4	0%	887	100%	194	4
5	135	96%	0	0%	4	3%	0	0%	1	1%	0	0%	140	100%	24	5
6	0	0%	0	0%	0	0%	0	0%	0	0%	0	0%	0	0%	0	6
7	0	0%	0	0%	0	0%	0	0%	0	0%	0	0%	0	0%	0	7
8	497	88%	42	7%	27	5%	0	0%	2	0%	0	0%	568	100%	156	8
9	0	0%	0	0%	0	0%	0	0%	0	0%	0	0%	0	0%	0	9
10	240	83%	19	7%	30	10%	0	0%	0	0%	0	0%	289	100%	57	10
11	105	95%	2	2%	3	3%	0	0%	0	0%	1	1%	111	100%	21	11
12	0	0%	0	0%	0	0%	0	0%	0	0%	0	0%	0	0%	0	12
13	0	0%	0	0%	0	0%	0	0%	0	0%	0	0%	0	0%	0	13
14	0	0%	0	0%	0	0%	0	0%	0	0%	0	0%	0	0%	0	14
15	0	0%	0	0%	0	0%	0	0%	0	0%	0	0%	0	0%	0	15
16	0	0%	0	0%	0	0%	0	0%	0	0%	0	0%	0	0%	0	16
17	473	91%	28	5%	14	3%	0	0%	3	1%	0	0%	518	100%	41	17
18	1,520	88%	98	6%	82	5%	8	0%	11	1%	0	0%	1,719	100%	193	18
19	294	83%	29	8%	32	9%	0	0%	1	0%	0	0%	356	100%	116	19
20	703	84%	74	9%	55	7%	0	0%	2	0%	0	0%	834	100%	177	20
21	1	50%	0	0%	1	50%	0	0%	0	0%	0	0%	2	100%	0	21
22	0	0%	0	0%	0	0%	0	0%	0	0%	0	0%	0	0%	0	22
STATE	5,511	85%	494	8%	436	7%	8	0%	31	0%	6	0%	6,486	100%	1,031	STATE

¹**Colorado Private Probation:** In FY 2018, the private probation section of the annual report was adjusted to combine non-DUI/DWAI private probation numbers with DUI/DWAI private probation numbers. Previous annual reports displayed these numbers separately.

²**Courtesy Transfers:** Beginning in FY 2008, courtesy transfers were removed from "Total Closures" because they are accounted for within the existing closure categories. They are reported separately to track the cases transferred between districts.

Note: Percentages may not total 100 percent because of rounding.

Table 63:
Colorado Private Probation¹
Type of Revocation
Fiscal Year 2019

TOTAL REVOCATIONS for Private Probation ⁵						
TYPE:	New Felony ²		New Misdemeanor ³		Technical ⁴	
DISTRICT	Number	%	Number	%	Number	%
1	3	2%	4	3%	114	94%
2	0	0%	0	0%	0	0%
3	0	0%	0	0%	0	0%
4	14	17%	8	10%	59	73%
5	0	0%	0	0%	0	0%
6	0	0%	0	0%	0	0%
7	0	0%	0	0%	0	0%
8	1	2%	6	14%	35	83%
9	0	0%	0	0%	0	0%
10	0	0%	2	11%	17	89%
11	1	50%	0	0%	1	50%
12	0	0%	0	0%	0	0%
13	0	0%	0	0%	0	0%
14	0	0%	0	0%	0	0%
15	0	0%	0	0%	0	0%
16	0	0%	0	0%	0	0%
17	0	0%	5	18%	23	82%
18	3	3%	23	23%	72	73%
19	2	7%	0	0%	27	93%
20	8	11%	6	8%	60	81%
21	0	0%	0	0%	0	0%
22	0	0%	0	0%	0	0%
STATE	32	6%	54	11%	408	83%

¹**Colorado Private Probation:** In FY 2018, the private probation section of the annual report was adjusted to combine non-DUI/DWAI private probation numbers with DUI/DWAI private probation numbers. Previous annual reports displayed these numbers separately.

²**New Felony:** Includes revocations for a new felony offense committed while on probation supervision.

³**New Misdemeanor:** Includes revocations for a new misdemeanor offense committed while on probation supervision.

⁴**Technical:** Includes revocations for technical probation supervision violations (i.e. drug use, non-compliance).

⁵**Total Revocations:** Total includes all felony, misdemeanor, and technical violations resulting in a revocation from probation.

Note: Percentages may not total 100 percent because of rounding.

Table 64:
Colorado Private Probation¹
Length of Stay
Fiscal Year 2019

								TOTAL PRIVATE PROBATION CLOSURES	
TYPE:	0-12 months		13-24 months		25-36 months		37 + months		
DISTRICT	Number	%	Number	%	Number	%	Number	%	Number %
1	567	53%	463	44%	28	3%	4	0%	1,062 100%
2	0	0%	0	0%	0	0%	0	0%	0 0%
3	0	0%	0	0%	0	0%	0	0%	0 0%
4	326	37%	474	53%	73	8%	14	2%	887 100%
5	58	41%	59	42%	20	14%	3	2%	140 100%
6	0	0%	0	0%	0	0%	0	0%	0 0%
7	0	0%	0	0%	0	0%	0	0%	0 0%
8	346	61%	203	36%	17	3%	2	0%	568 100%
9	0	0%	0	0%	0	0%	0	0%	0 0%
10	117	40%	146	51%	19	7%	7	2%	289 100%
11	64	57%	46	41%	2	1%	1	0%	112 100%
12	0	0%	0	0%	0	0%	0	0%	0 0%
13	0	0%	0	0%	0	0%	0	0%	0 0%
14	0	0%	0	0%	0	0%	0	0%	0 0%
15	0	0%	0	0%	0	0%	0	0%	0 0%
16	0	0%	0	0%	0	0%	0	0%	0 0%
17	325	63%	177	34%	14	3%	2	0%	518 100%
18	567	33%	892	52%	196	11%	64	4%	1,719 100%
19	113	32%	218	61%	20	6%	5	1%	356 100%
20	486	58%	321	38%	24	3%	3	0%	834 100%
21	2	100%	0	0%	0	0%	0	0%	2 100%
22	0	0%	0	0%	0	0%	0	0%	0 0%
STATE	2,971	46%	2,999	46%	413	6%	105	2%	6,487 100%

¹**Colorado Private Probation:** In FY 2018 the private probation section of the annual report was adjusted to combine non-DUI/DWAI private probation numbers with DUI/DWAI private probation numbers. Previous annual reports displayed these numbers separately.

Note: Percentages may not total 100 percent because of rounding.

Colorado Private Probation¹
Active Clients on June 30, 2019
Fiscal Year 2019

Risk Levels ² :	New: w/in the first 30 days of supervision start date		Maximum			Medium			Minimum			Administrative						TOTAL PRIVATE PROBATION CLIENTS				
			Reg Max		DV Max		Reg Med		DV Med		Reg Min		DV Min		Admin		DV Admin			Interstate		
DISTRICT	Number	%	Number	%	Number	%	Number	%	Number	%	Number	%	Number	%	Number	%	Number	%	Number	%	Number	%
1	70	5%	20	2%	1	0%	126	10%	39	3%	880	69%	12	1%	130	10%	0	0%	0	0%	1,278	100%
2	0	0%	0	0%	0	0%	0	0%	0	0%	0	0%	0	0%	0	0%	0	0%	0	0%	0	0%
3	0	0%	0	0%	0	0%	0	0%	0	0%	0	0%	0	0%	0	0%	0	0%	0	0%	0	0%
4	1	0%	8	0%	0	0%	67	3%	12	1%	1,288	65%	443	23%	147	7%	1	0%	0	0%	1,967	200%
5	0	0%	0	0%	1	0%	2	1%	1	0%	205	83%	29	12%	8	3%	0	0%	0	0%	246	100%
6	0	0%	0	0%	0	0%	0	0%	0	0%	1	100%	0	0%	0	0%	0	0%	0	0%	1	100%
7	0	0%	0	0%	0	0%	0	0%	0	0%	0	0%	0	0%	0	0%	0	0%	0	0%	0	0%
8	3	0%	0	0%	0	0%	26	2%	5	0%	905	86%	99	9%	9	1%	0	0%	0	0%	1,047	100%
9	0	0%	0	0%	0	0%	0	0%	0	0%	0	0%	0	0%	1	100%	0	0%	0	0%	1	100%
10	2	0%	1	0%	0	0%	114	19%	2	0%	345	58%	92	16%	37	6%	0	0%	0	0%	593	100%
11	0	0%	0	0%	0	0%	6	3%	0	0%	205	94%	4	2%	4	2%	0	0%	0	0%	219	100%
12	0	0%	0	0%	0	0%	0	0%	0	0%	0	0%	0	0%	0	0%	0	0%	0	0%	0	0%
13	0	0%	0	0%	0	0%	0	0%	0	0%	0	0%	0	0%	0	0%	0	0%	0	0%	0	0%
14	0	0%	0	0%	0	0%	0	0%	0	0%	0	0%	0	0%	0	0%	0	0%	0	0%	0	0%
15	0	0%	0	0%	0	0%	0	0%	0	0%	0	0%	0	0%	0	0%	0	0%	0	0%	0	0%
16	0	0%	0	0%	0	0%	0	0%	0	0%	0	0%	0	0%	0	0%	0	0%	0	0%	0	0%
17	1	0%	1	0%	2	0%	62	6%	71	6%	699	63%	0	0%	279	25%	0	0%	0	0%	1,115	100%
18	3	0%	1	0%	0	0%	112	4%	26	1%	2,284	84%	123	5%	163	6%	0	0%	0	0%	2,712	100%
19	27	4%	0	0%	0	0%	85	13%	0	0%	437	66%	83	12%	34	5%	0	0%	0	0%	666	100%
20	8	1%	5	0%	0	0%	124	9%	19	1%	1,036	74%	147	10%	61	4%	4	0%	0	0%	1,404	100%
21	0	0%	0	0%	0	0%	0	0%	0	0%	0	0%	0	0%	0	0%	0	0%	0	0%	0	0%
22	0	0%	0	0%	0	0%	0	0%	0	0%	2	67%	0	0%	1	33%	0	0%	0	0%	3	100%
STATE	115	1%	36	0%	4	0%	724	6%	175	2%	8,287	74%	1,032	9%	874	8%	5	0%	0	0%	11,252	100%

¹**Colorado Private Probation:** In FY 2018 the private probation section of the annual report was adjusted to combine non-DUI/DWAI private probation numbers with DUI/DWAI private probation numbers. Previous annual reports displayed these numbers separately.

² **Risk Levels:** Private Probation does not supervise sex offenders.

Note: Percentages may not total 100 percent because of rounding.

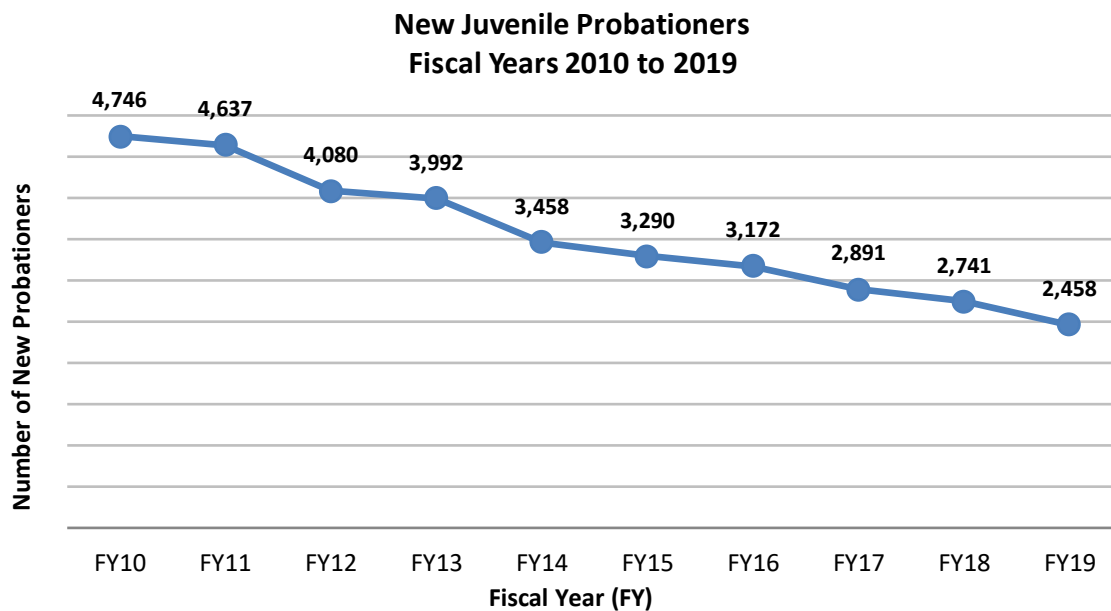
Colorado Probation: Juvenile Regular Probation



Juvenile Regular Probation

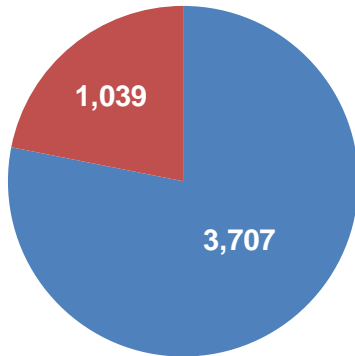
The Colorado Judicial Department administers juvenile probation in 22 judicial districts. The Division of Probation Services publishes standards for probation supervision. Within the limits of statute and these state standards, each district is free to develop and structure programs that address the needs of the local court and the community. In all districts, juveniles are assessed for risk and need factors. Based on these assessments, juveniles are supervised accordingly and referred for treatment and other relevant services.

In Fiscal Year 2019, there were 2,458 juveniles were sentenced to probation and on June 30, 2018 there were 3,152 juveniles on supervision. In FY 2019, 74% of juveniles completed regular probation successfully. An additional 162 juveniles were sentenced to Juvenile Intensive Supervision Probation (JISP) in FY 2019.

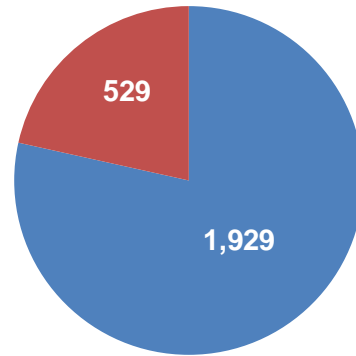


**Chart 11: New Juvenile Probationers by Gender
Ten Year Comparison**

FISCAL YEAR 2010 NEW



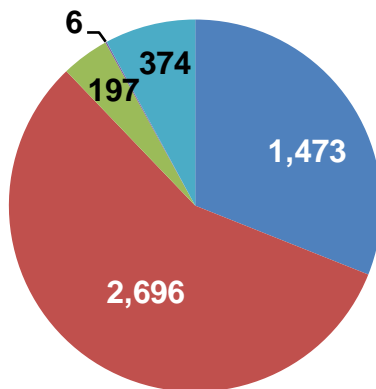
FISCAL YEAR 2019 NEW



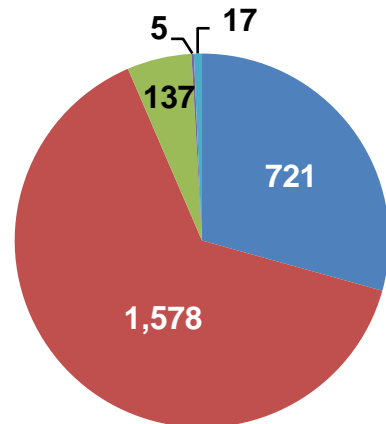
■ Male ■ Female

**Chart 12: New Juvenile Probationers by Offense Type
Ten Year Comparison**

FISCAL YEAR 2010 NEW



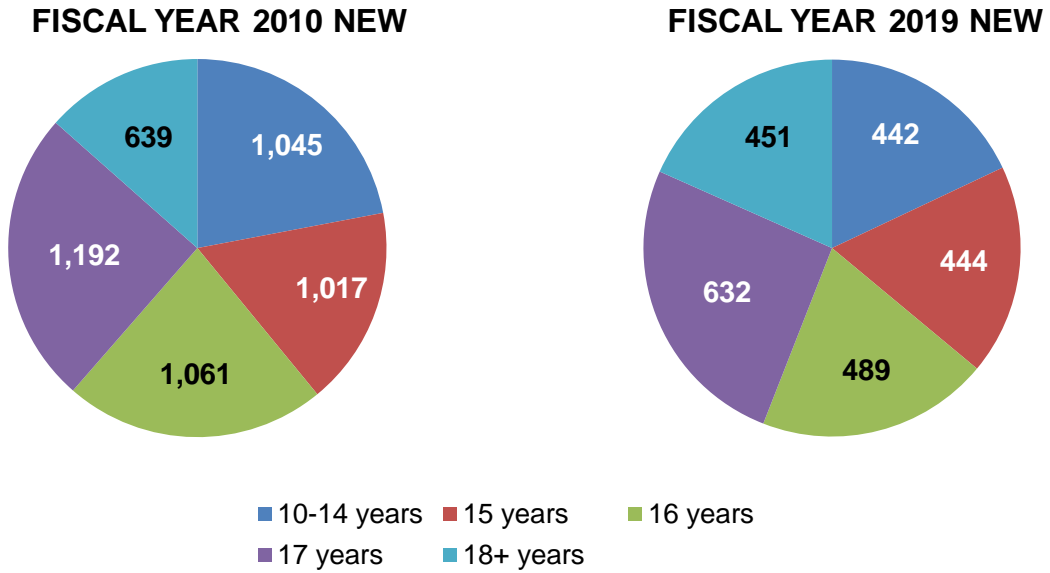
FISCAL YEAR 2019 NEW



■ Felony ■ Misdemeanor ■ Petty Offense ■ Traffic ■ Other

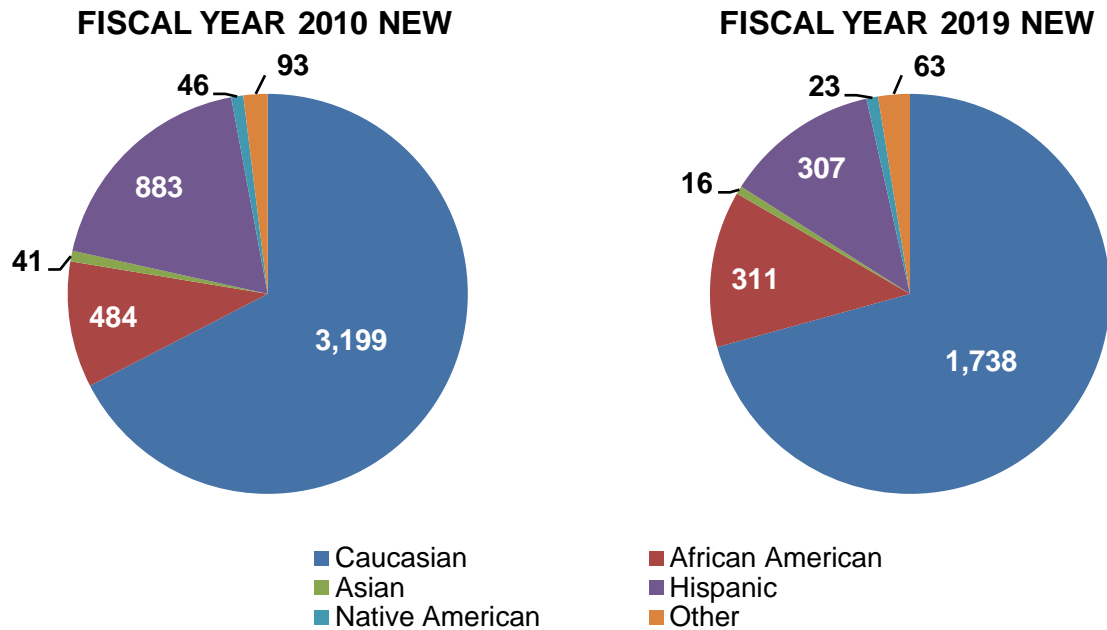
Other: Offenses coded without a law class. Programming enhancements completed in FY2016 have increased the ability to capture offense class types which significantly reduced the number of cases in the "other" category.

**Chart 13: New Juvenile Probationers by Age
Ten Year Comparison**



18+ years: Youth in this category committed their crime while still under the age of 18 but were new to probation after they turned 18.

**Chart 14: New Juvenile Probationers by Ethnicity
Ten Year Comparison**



Ethnicity: This information is entered by court staff from information provided in the summons, affidavit, arrest report or complaint filed by the district attorney.

Table 66:
Colorado State Juvenile Regular Probation
Investigations
Fiscal Year 2019

TYPE:	Sex Offender Investigations		Pre- Sentence Investigations		Updated Pre-Sentence Investigations		Intake Evaluations		Interstate Investigations to Colorado		Administrative Investigations (additional cases)		TOTAL INVESTIGATIONS	
DISTRICT	Number	%	Number	%	Number	%	Number	%	Number	%	Number	%	Number	%
1	10	20%	29	59%	0	0%	0	0%	3	6%	7	14%	49	100%
2J	38	17%	186	82%	0	0%	0	0%	0	0%	4	2%	228	100%
3	0	0%	1	100%	0	0%	0	0%	0	0%	0	0%	1	100%
4	70	25%	124	45%	0	0%	0	0%	1	0%	80	29%	275	100%
5	0	0%	1	50%	0	0%	0	0%	1	50%	0	0%	2	100%
6	1	6%	14	88%	1	6%	0	0%	0	0%	0	0%	16	100%
7	4	13%	17	57%	2	7%	1	3%	0	0%	6	20%	30	100%
8	0	0%	18	47%	0	0%	0	0%	4	11%	16	42%	38	100%
9	6	33%	9	50%	1	6%	0	0%	0	0%	2	11%	18	100%
10	3	60%	0	0%	0	0%	0	0%	2	40%	0	0%	5	100%
11	3	60%	2	40%	0	0%	0	0%	0	0%	0	0%	5	100%
12	3	43%	4	57%	0	0%	0	0%	0	0%	0	0%	7	100%
13	9	31%	13	45%	0	0%	0	0%	1	3%	6	21%	29	100%
14	1	9%	5	45%	1	9%	0	0%	1	9%	3	27%	11	100%
15	4	67%	2	33%	0	0%	0	0%	0	0%	0	0%	6	100%
16	0	0%	3	100%	0	0%	0	0%	0	0%	0	0%	3	100%
17	25	57%	10	23%	0	0%	0	0%	3	7%	6	14%	44	100%
18	20	29%	34	50%	0	0%	0	0%	2	3%	12	18%	68	100%
19	30	28%	41	39%	0	0%	0	0%	7	7%	28	26%	106	100%
20	1	10%	2	20%	0	0%	0	0%	0	0%	7	70%	10	100%
21	12	55%	3	14%	0	0%	0	0%	1	5%	6	27%	22	100%
22	0	0%	10	91%	0	0%	0	0%	0	0%	1	9%	11	100%
STATE	240	24%	528	54%	5	1%	1	0%	26	3%	184	19%	984	100%

Note: Percentages may not total 100 percent because of rounding

Table 67:
Colorado State Juvenile Regular Probation
New Clients by Offense Type
Fiscal Year 2019

Other (offense coded without a law class)												TOTAL NEW CLIENTS		
TYPE:	Felony		Misdemeanor		Petty Offense		Traffic							
DISTRICT	Number	%	Number	%	Number	%	Number	%	Number	%	Number	%	Number	%
1	64	30%	135	64%	6	3%	0	0%	5	2%	210	100%		
2J	75	33%	146	65%	5	2%	0	0%	0	0%	226	100%		
3	3	33%	5	56%	1	11%	0	0%	0	0%	9	100%		
4	107	34%	197	63%	5	2%	0	0%	2	1%	311	100%		
5	2	5%	31	79%	6	15%	0	0%	0	0%	39	100%		
6	3	20%	11	73%	1	7%	0	0%	0	0%	15	100%		
7	11	26%	31	74%	0	0%	0	0%	0	0%	42	100%		
8	37	20%	108	59%	34	19%	4	2%	0	0%	183	100%		
9	14	36%	25	64%	0	0%	0	0%	0	0%	39	100%		
10	28	42%	37	56%	1	2%	0	0%	0	0%	66	100%		
11	10	24%	29	71%	1	2%	0	0%	1	2%	41	100%		
12	11	37%	14	47%	2	7%	1	3%	2	7%	30	100%		
13	16	24%	47	70%	2	3%	0	0%	2	3%	67	100%		
14	1	6%	16	94%	0	0%	0	0%	0	0%	17	100%		
15	2	11%	16	89%	0	0%	0	0%	0	0%	18	100%		
16	2	18%	9	82%	0	0%	0	0%	0	0%	11	100%		
17	105	39%	156	58%	5	2%	0	0%	2	1%	268	100%		
18	135	35%	222	58%	25	7%	0	0%	2	1%	384	100%		
19	54	23%	143	62%	33	14%	0	0%	0	0%	230	100%		
20	15	15%	79	79%	6	6%	0	0%	0	0%	100	100%		
21	19	16%	96	80%	4	3%	0	0%	1	1%	120	100%		
22	7	22%	25	78%	0	0%	0	0%	0	0%	32	100%		
STATE	721	29%	1,578	64%	137	6%	5	0%	17	1%	2,458	100%		

¹**Other (offense coded without a law class):** Programming enhancements completed in FY 2016 have increased the ability to capture offense class types which significantly reduced the number of cases in the "other" category.

Note: Percentages may not total 100 percent because of rounding.

Table 68:
Colorado State Juvenile Regular Probation
New Clients by Supervision Type
Fiscal Year 2019

TYPE:		Probation		Probation Revoked and Resentenced		Deferred Adjudication		Diversion to be Supervised by Probation ¹		Interstate Transfers to Colorado		Change of Venue		TOTAL NEW CLIENTS	
DISTRICT		Number	%	Number	%	Number	%	Number	%	Number	%	Number	%	Number	%
1		147	70%	2	1%	38	18%	0	0%	4	2%	19	9%	210	100%
2J		114	50%	3	1%	44	19%	0	0%	1	0%	64	28%	226	100%
3		2	22%	0	0%	3	33%	0	0%	0	0%	4	44%	9	100%
4		211	68%	0	0%	84	27%	0	0%	3	1%	13	4%	311	100%
5		28	72%	0	0%	8	21%	0	0%	3	8%	0	0%	39	100%
6		8	53%	2	13%	4	27%	0	0%	0	0%	1	7%	15	100%
7		19	45%	1	2%	14	33%	0	0%	0	0%	8	19%	42	100%
8		92	50%	2	1%	74	40%	0	0%	4	2%	11	6%	183	100%
9		24	62%	0	0%	10	26%	0	0%	1	3%	4	10%	39	100%
10		39	59%	1	2%	19	29%	0	0%	3	5%	4	6%	66	100%
11		18	44%	1	2%	16	39%	0	0%	0	0%	6	15%	41	100%
12		13	43%	0	0%	14	47%	0	0%	0	0%	3	10%	30	100%
13		19	28%	0	0%	43	64%	0	0%	1	1%	4	6%	67	100%
14		11	65%	0	0%	5	29%	0	0%	0	0%	1	6%	17	100%
15		3	17%	0	0%	5	28%	7	39%	1	6%	2	11%	18	100%
16		3	27%	0	0%	4	36%	0	0%	0	0%	4	36%	11	100%
17		125	47%	1	0%	102	38%	0	0%	2	1%	38	14%	268	100%
18		187	49%	2	1%	145	38%	0	0%	3	1%	47	12%	384	100%
19		42	18%	3	1%	169	73%	0	0%	7	3%	9	4%	230	100%
20		41	41%	0	0%	50	50%	0	0%	2	2%	7	7%	100	100%
21		92	77%	4	3%	9	8%	0	0%	1	1%	14	12%	120	100%
22		15	47%	0	0%	15	47%	0	0%	0	0%	2	6%	32	100%
STATE		1,253	51%	22	1%	875	36%	7	0%	36	1%	265	11%	2,458	100%

¹**Diversion to be Supervised by Probation:** cases sentenced to probation that are supervised as part of a deferred prosecution agreement.

Note: Percentages may not total 100 percent because of rounding.

Table 69:
Colorado State Juvenile Regular Probation
New Clients by Gender
Fiscal Year 2019

TYPE:							
Female		Male		Unknown		TOTAL NEW CLIENTS	
DISTRICT	Number	%	Number	%	Number	%	Number %
1	39	19%	171	81%	0	0%	210 100%
2J	49	22%	177	78%	0	0%	226 100%
3	1	11%	8	89%	0	0%	9 100%
4	57	18%	253	81%	1	0%	311 100%
5	8	21%	31	79%	0	0%	39 100%
6	2	13%	13	87%	0	0%	15 100%
7	7	17%	35	83%	0	0%	42 100%
8	48	26%	134	73%	1	1%	183 100%
9	3	8%	33	85%	3	8%	39 100%
10	10	15%	56	85%	0	0%	66 100%
11	7	17%	33	80%	1	2%	41 100%
12	6	20%	24	80%	0	0%	30 100%
13	17	25%	50	75%	0	0%	67 100%
14	2	12%	15	88%	0	0%	17 100%
15	6	33%	12	67%	0	0%	18 100%
16	3	27%	8	73%	0	0%	11 100%
17	61	23%	207	77%	0	0%	268 100%
18	77	20%	307	80%	0	0%	384 100%
19	63	27%	167	73%	0	0%	230 100%
20	21	21%	79	79%	0	0%	100 100%
21	28	23%	91	76%	1	1%	120 100%
22	14	44%	18	56%	0	0%	32 100%
STATE	529	22%	1,922	78%	7	0%	2,458 100%

Note: Percentages may not total 100 percent because of rounding.

Table 70:
Colorado State Juvenile Regular Probation
New Clients by Age
Fiscal Year 2019

TYPE:	10-14 Years		15 Years		16 Years		17 Years		¹ 18+ Years		Unknown		TOTAL NEW CLIENTS	
DISTRICT	Number	%	Number	%	Number	%	Number	%	Number	%	Number	%	Number	%
1	46	22%	39	19%	41	20%	37	18%	47	22%	0	0%	210	100%
2J	31	14%	35	15%	50	22%	55	24%	55	24%	0	0%	226	100%
3	2	22%	2	22%	2	22%	2	22%	1	11%	0	0%	9	100%
4	54	17%	61	20%	55	18%	78	25%	63	20%	0	0%	311	100%
5	6	15%	10	26%	13	33%	6	15%	4	10%	0	0%	39	100%
6	2	13%	2	13%	3	20%	3	20%	5	33%	0	0%	15	100%
7	7	17%	3	7%	10	24%	18	43%	4	10%	0	0%	42	100%
8	34	19%	45	25%	39	21%	51	28%	14	8%	0	0%	183	100%
9	10	26%	7	18%	5	13%	13	33%	4	10%	0	0%	39	100%
10	18	27%	11	17%	13	20%	17	26%	7	11%	0	0%	66	100%
11	6	15%	11	27%	8	20%	7	17%	9	22%	0	0%	41	100%
12	10	33%	4	13%	8	27%	2	7%	6	20%	0	0%	30	100%
13	16	24%	14	21%	10	15%	14	21%	13	19%	0	0%	67	100%
14	4	24%	4	24%	2	12%	3	18%	4	24%	0	0%	17	100%
15	3	17%	4	22%	2	11%	8	44%	1	6%	0	0%	18	100%
16	3	27%	2	18%	3	27%	1	9%	2	18%	0	0%	11	100%
17	34	13%	40	15%	57	21%	81	30%	56	21%	0	0%	268	100%
18	44	11%	58	15%	78	20%	104	27%	100	26%	0	0%	384	100%
19	60	27%	39	17%	45	20%	55	24%	31	13%	0	0%	230	101%
20	24	24%	15	15%	17	17%	33	33%	11	11%	0	0%	100	100%
21	25	21%	28	23%	22	18%	32	27%	13	11%	0	0%	120	100%
22	3	9%	10	31%	6	19%	12	38%	1	3%	0	0%	32	100%
STATE	442	18%	444	18%	489	20%	632	26%	451	18%	0	0%	2,458	100%

¹**18+ Years:** Youth in this category committed their crime while still under the age of 18 but were new to probation after they turned 18.

Note: Percentages may not total 100 percent because of rounding.

Table 71:
Colorado State Juvenile Regular Probation
New Clients by Ethnic Group¹
Fiscal Year 2019

TYPE:	Caucasian		African American		Asian		Hispanic		Native American		Other		TOTAL NEW CLIENTS	
DISTRICT	Number	%	Number	%	Asian	%	Number	%	Number	%	Number	%	Number	%
1	173	82%	15	7%	2	1%	14	7%	2	1%	4	2%	210	100%
2J	83	37%	77	34%	1	0%	57	25%	3	1%	5	2%	226	100%
3	8	89%	0	0%	0	0%	1	11%	0	0%	0	0%	9	100%
4	217	70%	60	19%	4	1%	19	6%	2	1%	9	3%	311	100%
5	27	69%	0	0%	0	0%	10	26%	0	0%	2	5%	39	100%
6	10	67%	0	0%	1	7%	3	20%	1	7%	0	0%	15	100%
7	36	86%	1	2%	0	0%	4	10%	0	0%	1	2%	42	100%
8	151	83%	4	2%	1	1%	20	11%	1	1%	6	3%	183	100%
9	28	72%	0	0%	1	3%	7	18%	0	0%	3	8%	39	100%
10	44	67%	1	2%	0	0%	20	30%	0	0%	1	2%	66	100%
11	36	88%	3	7%	0	0%	1	2%	0	0%	1	2%	41	100%
12	19	63%	3	10%	0	0%	5	17%	0	0%	3	10%	30	100%
13	52	78%	3	4%	0	0%	8	12%	0	0%	4	6%	67	100%
14	15	88%	0	0%	0	0%	1	6%	0	0%	1	6%	17	100%
15	15	83%	0	0%	0	0%	2	11%	0	0%	1	6%	18	100%
16	6	55%	1	9%	0	0%	4	36%	0	0%	0	0%	11	100%
17	212	79%	27	10%	2	1%	23	9%	1	0%	3	1%	268	100%
18	205	53%	102	27%	4	1%	56	15%	5	1%	12	3%	384	100%
19	183	80%	8	3%	0	0%	35	15%	0	0%	4	2%	230	100%
20	90	90%	2	2%	0	0%	8	8%	0	0%	0	0%	100	100%
21	105	88%	4	3%	0	0%	7	6%	1	1%	3	3%	120	100%
22	23	72%	0	0%	0	0%	2	6%	7	22%	0	0%	32	100%
STATE	1,738	71%	311	13%	16	1%	307	12%	23	1%	63	3%	2,458	100%

¹ **Ethnic Group:** This data is entered by court staff from information provided in the summons, affidavit, arrest report or complaint filed by the district attorney.

Note: Percentages may not total 100 percent because of rounding.

Table 72:
Colorado State Juvenile Regular Probation
Successful/Unsuccessful Terminations
Fiscal Year 2019

TYPE:	SUCCESSFUL TERMINATIONS ¹		UNSUCCESSFUL TERMINATIONS ²				TOTAL TERMINATIONS ³	
	Successful		Revoked		Absconded			
DISTRICT	Number	%	Number	%	Number	%	Number	%
1	126	70%	46	26%	8	4%	180	100%
2J	146	74%	46	23%	4	2%	196	100%
3	4	50%	1	13%	3	38%	8	100%
4	188	69%	69	25%	15	6%	272	100%
5	30	88%	4	12%	0	0%	34	100%
6	10	67%	4	27%	1	7%	15	100%
7	33	87%	3	8%	2	5%	38	100%
8	115	86%	12	9%	6	5%	133	100%
9	25	76%	8	24%	0	0%	33	100%
10	53	68%	23	29%	2	3%	78	100%
11	24	86%	3	11%	1	4%	28	100%
12	17	74%	5	22%	1	4%	23	100%
13	39	87%	5	11%	1	2%	45	100%
14	12	86%	2	14%	0	0%	14	100%
15	14	88%	2	13%	0	0%	16	100%
16	9	90%	1	10%	0	0%	10	100%
17	157	69%	61	27%	9	4%	227	100%
18	245	78%	46	15%	22	7%	313	100%
19	146	70%	54	26%	8	4%	208	100%
20	60	85%	10	14%	1	1%	71	100%
21	49	64%	24	32%	3	4%	76	100%
22	6	55%	4	36%	1	9%	11	100%
STATE	1,508	74%	433	21%	88	4%	2,029	100%

¹**Successful Terminations:** This column includes those probationers supervised by the state who terminated successfully.

²**Unsuccessful Terminations:** This column includes those probationers who were revoked or absconded. A revocation is defined as a termination from probation supervision for a technical violation, new misdemeanor, or new felony. Absconded refers to probationers who become fugitives and are no longer compliant with probation supervision.

³**Total Terminations:** This table includes: successful, revocations and absconders from probation supervision. Additional types of juvenile probation closures are included in Table 73.

Note: Percentages may not total 100 percent because of rounding.

Table 73:
Colorado State Juvenile Regular Probation
All Probation Supervision Closure Types
Fiscal Year 2019

TYPE:	Successful		Revoked		Absconded		Community Corrections Discharge		Deported		Death		Administrative Closure		TOTAL CLOSURES		Change of Venue ¹	
DISTRICT	Number	%	Number	%	Number	%	Number	%	Number	%	Number	%	Number	%	Number	%	Number	%
1	126	69%	46	25%	8	4%	0	0%	1	1%	1	1%	0	0%	182	100%	42	1
2J	146	73%	46	23%	4	2%	0	0%	0	0%	3	2%	1	1%	200	100%	24	2J
3	4	44%	1	11%	3	33%	0	0%	0	0%	1	11%	0	0%	9	100%	1	3
4	188	68%	69	25%	15	5%	0	0%	0	0%	3	1%	2	1%	277	100%	16	4
5	30	88%	4	12%	0	0%	0	0%	0	0%	0	0%	0	0%	34	100%	2	5
6	10	67%	4	27%	1	7%	0	0%	0	0%	0	0%	0	0%	15	100%	0	6
7	33	85%	3	8%	2	5%	0	0%	0	0%	0	0%	1	3%	39	100%	7	7
8	115	86%	12	9%	6	5%	0	0%	0	0%	0	0%	0	0%	133	100%	12	8
9	25	76%	8	24%	0	0%	0	0%	0	0%	0	0%	0	0%	33	100%	0	9
10	53	68%	23	29%	2	3%	0	0%	0	0%	0	0%	0	0%	78	100%	7	10
11	24	86%	3	11%	1	4%	0	0%	0	0%	0	0%	0	0%	28	100%	3	11
12	17	74%	5	22%	1	4%	0	0%	0	0%	0	0%	0	0%	23	100%	2	12
13	39	87%	5	11%	1	2%	0	0%	0	0%	0	0%	0	0%	45	100%	8	13
14	12	86%	2	14%	0	0%	0	0%	0	0%	0	0%	0	0%	14	100%	2	14
15	14	88%	2	13%	0	0%	0	0%	0	0%	0	0%	0	0%	16	100%	2	15
16	9	90%	1	10%	0	0%	0	0%	0	0%	0	0%	0	0%	10	100%	1	16
17	157	69%	61	27%	9	4%	0	0%	0	0%	1	0%	1	0%	229	100%	37	17
18	245	78%	46	15%	22	7%	0	0%	0	0%	1	0%	0	0%	314	100%	62	18
19	146	70%	54	26%	8	4%	0	0%	0	0%	0	0%	0	0%	208	100%	22	19
20	60	85%	10	14%	1	1%	0	0%	0	0%	0	0%	0	0%	71	100%	11	20
21	49	64%	24	31%	3	4%	0	0%	0	0%	0	0%	1	1%	77	100%	10	21
22	6	55%	4	36%	1	9%	0	0%	0	0%	0	0%	0	0%	11	100%	2	22
STATE	1,508	74%	433	21%	88	4%	0	0%	1	0%	10	0%	6	0%	2,046	100%	273	STATE

¹**Change of Venue:** Beginning in FY 2008 change of venue cases were removed from "Total Closures" because they are accounted for within the existing closure categories. They are reported separately to track change of venue cases transferred between courts.

Note: Percentages may not total 100 percent because of rounding.

Table 74:
Colorado State Juvenile Regular Probation
Type of Revocation
Fiscal Year 2019

TYPE:	New Felony ¹		New Misdemeanor ²		Technical ³		TOTAL REVOCATIONS ⁴	
DISTRICT	Number	%	Number	%	Number	%	Number	%
1	3	7%	7	15%	36	78%	46	100%
2J	18	39%	4	9%	24	52%	46	100%
3	0	0%	0	0%	1	100%	1	100%
4	17	25%	6	9%	46	67%	69	100%
5	1	25%	1	25%	2	50%	4	100%
6	0	0%	0	0%	4	100%	4	100%
7	2	67%	0	0%	1	33%	3	100%
8	3	25%	2	17%	7	58%	12	100%
9	1	13%	0	0%	7	88%	8	100%
10	4	17%	5	22%	14	61%	23	100%
11	0	0%	0	0%	3	100%	3	100%
12	0	0%	1	20%	4	80%	5	100%
13	1	20%	2	40%	2	40%	5	100%
14	0	0%	0	0%	2	100%	2	100%
15	0	0%	2	100%	0	0%	2	100%
16	0	0%	0	0%	1	100%	1	100%
17	10	16%	13	21%	38	62%	61	100%
18	11	24%	9	20%	26	57%	46	100%
19	7	13%	5	9%	42	78%	54	100%
20	0	0%	1	10%	9	90%	10	100%
21	10	42%	5	21%	9	38%	24	100%
22	0	0%	0	0%	4	100%	4	100%
STATE	88	20%	63	15%	282	65%	433	100%

¹**New Felony:** Includes revocations for a new felony offense committed while on probation supervision.

²**New Misdemeanor:** Includes revocations for a new misdemeanor offense committed while on probation supervision.

³**Technical:** Includes revocations for technical probation supervision violations (e.g. drug use, non-compliance).

⁴**Total Revocations:** Total includes all felony, misdemeanor, and technical violations resulting in a revocation from probation.

Note: Percentages may not total 100 percent because of rounding.

Table 75:
Colorado State Juvenile Regular Probation
Length of Stay
Fiscal Year 2019

TYPE:	0-3 months		4-6 months		7-12 months		13-18 months		19-24 months		25 + months		TOTAL CLOSURES	
DISTRICT	Number	%	Number	%	Number	%	Number	%	Number	%	Number	%	Number	%
1	30	16%	25	14%	49	27%	34	19%	27	15%	17	9%	182	100%
2J	21	11%	9	5%	56	28%	44	22%	35	18%	35	18%	200	100%
3	1	11%	2	22%	2	22%	2	22%	1	11%	1	11%	9	100%
4	17	6%	15	5%	103	37%	54	19%	50	18%	38	14%	277	100%
5	2	6%	2	6%	14	41%	8	24%	7	21%	1	3%	34	100%
6	2	13%	2	13%	2	13%	5	33%	2	13%	2	13%	15	100%
7	3	8%	4	10%	20	51%	0	0%	7	18%	5	13%	39	100%
8	5	4%	43	32%	47	35%	29	22%	3	2%	6	5%	133	100%
9	1	3%	4	12%	14	42%	11	33%	2	6%	1	3%	33	100%
10	11	14%	23	29%	23	29%	10	13%	7	9%	4	5%	78	100%
11	1	4%	3	11%	15	54%	4	14%	3	11%	2	7%	28	100%
12	2	9%	4	17%	9	39%	2	9%	4	17%	2	9%	23	100%
13	4	9%	6	13%	24	53%	3	7%	3	7%	5	11%	45	100%
14	0	0%	3	21%	3	21%	3	21%	4	29%	1	7%	14	100%
15	2	13%	4	25%	7	44%	1	6%	0	0%	2	13%	16	100%
16	0	0%	3	30%	3	30%	2	20%	1	10%	1	10%	10	100%
17	16	7%	22	10%	94	41%	42	18%	33	14%	22	10%	229	100%
18	44	14%	58	18%	82	32%	66	21%	21	7%	43	14%	314	106%
19	12	6%	55	26%	67	32%	32	15%	26	13%	16	8%	208	100%
20	9	13%	15	21%	25	35%	9	13%	9	13%	4	6%	71	100%
21	8	10%	13	17%	28	36%	12	16%	8	10%	8	10%	77	100%
22	1	9%	3	27%	4	36%	3	27%	0	0%	0	0%	11	100%
STATE	192	9%	318	16%	691	34%	376	18%	253	12%	216	11%	2,046	100%

Note: Percentages may not total 100 percent because of rounding.

Table 76:
Colorado State Juvenile Regular Probation
Active Client Risk¹ Levels on June 30, 2019
Fiscal Year 2019

Risk Levels:	New: w/in the first 30 days of supervision start date		Maximum		Medium		Minimum		Administrative		Community Corrections		Interstate Transfer to Another State		TOTAL STATE JUVENILE CLIENTS	
	Number	%	Number	%	Number	%	Number	%	Number	%	Number	%	Number	%	Number	%
DISTRICT																
1	6	3%	63	28%	82	36%	41	18%	28	12%	2	1%	7	3%	229	100%
2J	5	2%	88	27%	89	28%	92	28%	49	15%	0	0%	0	0%	323	100%
3	2	13%	6	40%	4	27%	2	13%	1	7%	0	0%	0	0%	15	100%
4	5	1%	80	15%	162	31%	192	37%	60	11%	1	0%	23	4%	523	100%
5	3	5%	17	28%	19	32%	16	27%	3	5%	2	3%	0	0%	60	100%
6	0	0%	3	12%	7	27%	11	42%	1	4%	1	4%	3	12%	26	100%
7	1	2%	9	18%	14	29%	19	39%	3	6%	1	2%	2	4%	49	100%
8	22	9%	88	37%	63	27%	36	15%	23	10%	0	0%	3	1%	235	100%
9	0	0%	6	11%	10	19%	28	53%	8	15%	1	2%	0	0%	53	100%
10	4	5%	20	26%	23	30%	14	18%	13	17%	2	3%	0	0%	76	100%
11	1	3%	9	23%	3	8%	9	23%	14	36%	0	0%	3	8%	39	100%
12	0	0%	8	23%	5	14%	13	37%	8	23%	0	0%	1	3%	35	100%
13	5	7%	20	27%	10	14%	24	33%	6	8%	3	4%	5	7%	73	100%
14	0	0%	4	16%	11	44%	7	28%	0	0%	1	4%	2	8%	25	100%
15	0	0%	1	5%	6	30%	11	55%	1	5%	1	5%	0	0%	20	100%
16	0	0%	4	20%	3	15%	11	55%	2	10%	0	0%	0	0%	20	100%
17	14	5%	66	22%	76	25%	68	22%	73	24%	0	0%	6	2%	303	100%
18	25	5%	64	13%	176	35%	158	31%	60	12%	1	0%	20	4%	504	100%
19	12	4%	38	14%	90	32%	101	36%	34	12%	0	0%	5	2%	280	100%
20	4	4%	23	26%	26	29%	24	27%	7	8%	3	3%	2	2%	89	100%
21	7	5%	20	14%	41	28%	51	35%	25	17%	2	1%	0	0%	146	100%
22	1	3%	6	21%	5	17%	11	38%	5	17%	1	3%	0	0%	29	100%
STATE	117	4%	643	20%	925	29%	939	30%	424	13%	22	1%	82	3%	3,152	100%

¹**Active Client Risk Levels:** This data includes regular juvenile supervision, juvenile sex offender, problem solving court and mental disorder clients. Detailed supervision levels for each regular juvenile supervision, juveniles who have committed sexual offenses, problem solving court and mental disorder clients can be found on Tables 77 and 78.

Note: Percentages may not total 100 percents because of rounding.

Table 77:
Colorado State Juvenile Regular Probation
Active Regular Juvenile and Juveniles Who Have Committed Sexual Offenses
Client Risk Levels on June 30, 2019
Fiscal Year 2019

Risk Level:	Regular Juvenile Supervision									
	Regular Maximum		Regular Medium		Regular Minimum		Regular Administrative		Regular Total	
DISTRICT	Number	%	Number	%	Number	%	Number	%	Number	%
1	35	22%	54	34%	40	25%	28	18%	157	100%
2J	66	29%	71	31%	47	20%	47	20%	231	100%
3	4	36%	4	36%	2	18%	1	9%	11	100%
4	68	18%	121	32%	131	35%	59	16%	379	100%
5	15	30%	17	34%	15	30%	3	6%	50	100%
6	2	11%	5	26%	11	58%	1	5%	19	100%
7	6	15%	14	35%	17	43%	3	8%	40	100%
8	71	37%	62	32%	36	19%	23	12%	192	100%
9	6	13%	9	20%	23	51%	7	16%	45	100%
10	19	30%	19	30%	13	20%	13	20%	64	100%
11	8	24%	3	9%	8	24%	14	42%	33	100%
12	8	24%	5	15%	12	36%	8	24%	33	100%
13	7	17%	9	22%	21	51%	4	10%	41	100%
14	2	11%	10	56%	6	33%	0	0%	18	100%
15	1	7%	4	27%	9	60%	1	7%	15	100%
16	4	21%	3	16%	10	53%	2	11%	19	100%
17	61	26%	55	23%	53	22%	68	29%	237	100%
18	52	13%	157	38%	147	35%	60	14%	416	100%
19	30	14%	55	25%	99	46%	33	15%	217	100%
20	22	32%	21	30%	19	28%	7	10%	69	100%
21	16	14%	33	29%	40	35%	25	22%	114	100%
22	6	22%	5	19%	11	41%	5	19%	27	100%
STATE	509	21%	736	30%	770	32%	412	17%	2,427	100%

Risk Level:	Juveniles Who Have Committed Sexual Offenses (JSO) ¹									
	JSO Maximum		JSO Medium		JSO Minimum		JSO Administrative		JSO Total	
DISTRICT	Number	%	Number	%	Number	%	Number	%	Number	%
1	26	52%	24	48%	0	0%	0	0%	50	100%
2J	8	12%	14	21%	44	67%	0	0%	66	100%
3	0	0%	0	0%	0	0%	0	0%	0	0%
4	12	10%	41	36%	61	53%	1	1%	115	100%
5	1	25%	2	50%	1	25%	0	0%	4	100%
6	1	33%	2	67%	0	0%	0	0%	3	100%
7	3	60%	0	0%	2	40%	0	0%	5	100%
8	10	100%	0	0%	0	0%	0	0%	10	100%
9	0	0%	1	0%	5	0%	1	0%	7	0%
10	1	17%	4	67%	1	17%	0	0%	6	100%
11	1	50%	0	0%	1	50%	0	0%	2	100%
12	0	0%	0	0%	1	100%	0	0%	1	100%
13	7	54%	1	8%	3	23%	2	15%	13	100%
14	2	50%	1	25%	1	25%	0	0%	4	100%
15	0	0%	2	50%	2	50%	0	0%	4	100%
16	0	0%	0	0%	1	100%	0	0%	1	100%
17	4	9%	19	44%	15	35%	5	12%	43	100%
18	10	30%	14	42%	9	27%	0	0%	33	100%
19	5	14%	28	78%	2	6%	1	3%	36	100%
20	1	14%	1	14%	5	71%	0	0%	7	100%
21	4	17%	8	35%	11	48%	0	0%	23	100%
22	0	0%	0	0%	0	0%	0	0%	0	0%
STATE	96	22%	162	37%	165	38%	10	2%	433	100%

¹This chart does not include juveniles who have committed sexual offenses who have been placed on Juvenile Intensive Supervision Probation (JISP). Colorado does not currently have a Sex Offender Intensive Supervision Program (SOISP) for juveniles who have committed sexual offenses.

Note: Percentages may not total 100 percent because of rounding.

Table 78:
Colorado State Juvenile Regular Probation
Active Problem Solving Court and Mental Disorder Client Risk Levels
on June 30, 2019
Fiscal Year 2019

Risk Level:	Problem Solving Court (PSC)									
	PSC Maximum		PSC Medium		PSC Minimum		PSC Administrative		PSC TOTAL	
DISTRICT	Number	%	Number	%	Number	%	Number	%	Number	%
1	2	29%	4	57%	1	14%	0	0%	7	100%
2J	13	76%	1	6%	1	6%	2	12%	17	100%
3	1	100%	0	0%	0	0%	0	0%	1	100%
4	0	0%	0	0%	0	0%	0	0%	0	0%
5	0	0%	0	0%	0	0%	0	0%	0	0%
6	0	0%	0	0%	0	0%	0	0%	0	0%
7	0	0%	0	0%	0	0%	0	0%	0	0%
8	7	100%	0	0%	0	0%	0	0%	7	100%
9	0	0%	0	0%	0	0%	0	0%	0	0%
10	0	0%	0	0%	0	0%	0	0%	0	0%
11	0	0%	0	0%	0	0%	0	0%	0	0%
12	0	0%	0	0%	0	0%	0	0%	0	0%
13	0	0%	0	0%	0	0%	0	0%	0	0%
14	0	0%	0	0%	0	0%	0	0%	0	0%
15	0	0%	0	0%	0	0%	0	0%	0	0%
16	0	0%	0	0%	0	0%	0	0%	0	0%
17	1	33%	2	67%	0	0%	0	0%	3	100%
18	0	0%	0	0%	0	0%	0	0%	0	0%
19	0	0%	0	0%	0	0%	0	0%	0	0%
20	0	0%	0	0%	0	0%	0	0%	0	0%
21	0	0%	0	0%	0	0%	0	0%	0	0%
22	0	0%	0	0%	0	0%	0	0%	0	0%
STATE	24	69%	7	20%	2	6%	2	6%	35	100%

Risk Level:	Mental Disorder (MD)									
	MD Maximum		MD Medium		MD Minimum		MD Administrative		MD Total	
DISTRICT	Number	%	Number	%	Number	%	Number	%	Number	%
1	0	0%	0	0%	0	0%	0	0%	0	0%
2J	1	25%	3	75%	0	0%	0	0%	4	100%
3	1	0%	0	0%	0	0%	0	0%	1	0%
4	0	0%	0	0%	0	0%	0	0%	0	0%
5	1	100%	0	0%	0	0%	0	0%	1	100%
6	0	0%	0	0%	0	0%	0	0%	0	0%
7	0	0%	0	0%	0	0%	0	0%	0	0%
8	0	0%	1	100%	0	0%	0	0%	1	100%
9	0	0%	0	0%	0	0%	0	0%	0	0%
10	0	0%	0	0%	0	0%	0	0%	0	0%
11	0	0%	0	0%	0	0%	0	0%	0	0%
12	0	0%	0	0%	0	0%	0	0%	0	0%
13	6	100%	0	0%	0	0%	0	0%	6	100%
14	0	0%	0	0%	0	0%	0	0%	0	0%
15	0	0%	0	0%	0	0%	0	0%	0	0%
16	0	0%	0	0%	0	0%	0	0%	0	0%
17	0	0%	0	0%	0	0%	0	0%	0	0%
18	2	22%	5	56%	2	22%	0	0%	9	100%
19	3	0%	7	0%	0	0%	0	0%	10	0%
20	0	0%	4	100%	0	0%	0	0%	4	100%
21	0	0%	0	0%	0	0%	0	0%	0	0%
22	0	0%	0	0%	0	0%	0	0%	0	0%
STATE	14	39%	20	56%	2	6%	0	0%	36	100%

Note: Percentages may not total 100 percent because of rounding.

Intensive Probation Programs

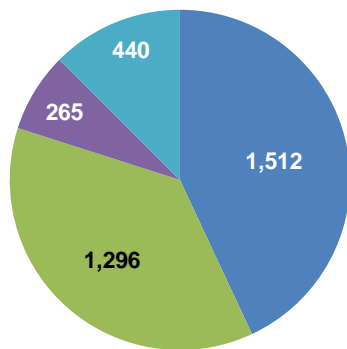


Intensive Probation Programs

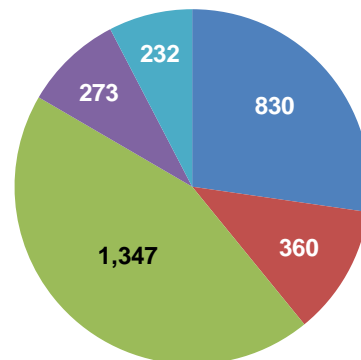
Intensive programs are created in statute or otherwise established to provide the courts and probation with community supervision options for higher-risk offenders. Three main goals drive intensive probation programs: to assess criminal risk and target offenders' service needs that relate to ongoing criminal activity; provide the highest level of supervision available; and identify and make referrals for appropriate treatment and services to reduce criminal behavior. Probationers must meet certain criteria, based on assessed risk and need, before being placed in intensive probation programs. These programs offer risk/need assessments, offense-specific treatment, electronic monitoring, and cognitive skills training. Due to the significant number of supervision requirements, and the level of risk, the number of probationers assigned to an intensive program caseload is capped at 18-30 individuals, depending on the program. The sections that follow present detailed and summary information pertaining to each of the intensive programs Colorado Probation employs to effectively supervise its clients.

**Chart 15: Probation Intensive Program Active Population as of June 30
Proportion of Probationers by Intensive Program- Ten Year Comparison**

FISCAL YEAR 2010 ACTIVE



FISCAL YEAR 2019 ACTIVE



- LS-Adult Intensive Supervision Probation (LSIP)
- CC-Adult Intensive Supervision Probation (CCIP)
- Sex Offender Intensive Supervision Probation
- Female Offender Program
- Juvenile Intensive Supervision Probation

Note: CC-Adult Intensive Supervision Probation (CCIP) is a new intensive program that began in FY 2019.

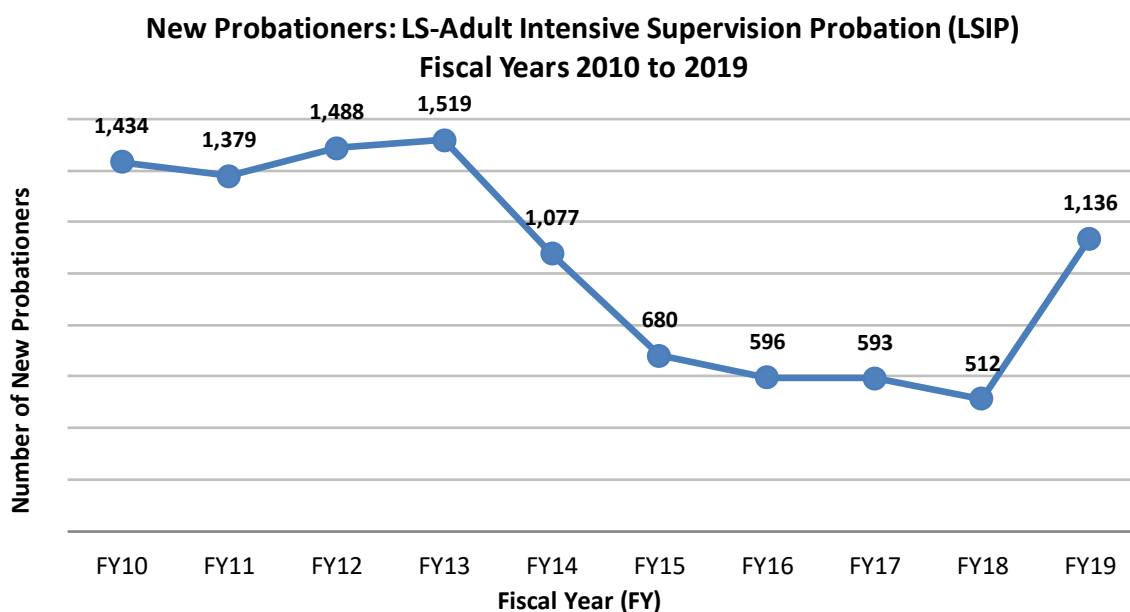
LS-Adult Intensive Supervision Probation (LSIP)



LS-Adult Intensive Supervision Probation (LSIP)

Adult Intensive Supervision Probation was implemented statewide in FY 1982 as a community sentencing alternative to incarceration for selected high-risk adult offenders with extensive criminal histories. AISP remains a sentencing option in cases where the offense date occurred before October 1, 2013. Pursuant to HB13-250, offenses committed after October 1, 2013 are subject to eligibility screening and placement in intensive programs, based on the standardized offender assessment, pursuant to (§16-11.5-102, C.R.S.). The AISP program was modified and renamed in 2013, following the passage of HB13-250. LSIP targets the higher risk/lower needs (absence of substance dependence and mental health issues) probationers. The program is designed to address specific criminogenic needs with intensive interventions. The program also requires accountability, with the goals of enhanced public safety through behavior change. A probationer may be enrolled in this program after the initial assessments are completed or when a reassessment indicates the probationer's risk of re-offense has increased, and the probationer meets the acceptance criteria of the intensive program.

In FY 2019 there were 1,136 new probationers placed in LSIP and on June 30, 2019 there were 830 on LSIP. In FY 2019 the program successfully terminated 60 probationers from the LSIP program who might otherwise have served sentences in jail, Community Corrections or the Department of Corrections. Additionally, 137 probationers successfully completed the intensive program and were transferred to regular probation for the remainder of their sentence.



Note: In 2013 statute changes altered the way in which probationers were placed in intensive programs. In FY2019, computer programming was completed allowing probation departments better access to information which likely increased intensive program placements.

Table 79:
Colorado State Probation Intensive Programs
LS-Adult Intensive Supervision Probation (LSIP)¹
New Clients by Order Type
Fiscal Year 2019

DISTRICT	Probation		Courtesy Transfer from other Colorado Probation Districts		Interstate Transfers to Colorado		Total New Clients	
	Number	%	Number	%	Number	%	Number	%
1	46	87%	7	13%	0	0%	53	100%
2	324	95%	11	3%	5	1%	340	100%
3	4	100%	0	0%	0	0%	4	100%
4	60	95%	2	3%	1	2%	63	100%
5	14	93%	1	7%	0	0%	15	100%
6	0	0%	0	0%	0	0%	0	0%
7	0	0%	0	0%	0	0%	0	0%
8	122	95%	5	4%	1	1%	128	100%
9	0	0%	0	0%	0	0%	0	0%
10	23	88%	2	8%	1	4%	26	100%
11	0	0%	0	0%	0	0%	0	0%
12	9	100%	0	0%	0	0%	9	100%
13	42	91%	3	7%	1	2%	46	100%
14	0	0%	0	0%	0	0%	0	0%
15	0	0%	0	0%	0	0%	0	0%
16	10	67%	4	27%	1	7%	15	100%
17	137	91%	11	7%	3	2%	151	100%
18	41	69%	17	29%	1	2%	59	100%
19	129	81%	27	17%	3	2%	159	100%
20	19	95%	1	5%	0	0%	20	100%
21	42	89%	5	11%	0	0%	47	100%
22	1	100%	0	0%	0	0%	1	100%
TOTAL	1,023	90%	96	8%	17	1%	1,136	100%

¹**LS-Adult Intensive Supervision Probation (LSIP):** The AISP program was modified and renamed in 2013, following the passage of HB13-250. LSIP targets the higher risk/lower needs (absence of substance dependence and mental health issues) probationers.

Note: Percentages may not total 100 percent because of rounding.

Table 80:
Colorado State Probation Intensive Programs
LS-Adult Intensive Supervision Probation (LSIP)
Successful/Unsuccessful Terminations
Fiscal Year 2019

Successful Program Completion Transfer to Regular Probation ¹	TYPE:	SUCCESSFUL TERMINATIONS ²		UNSUCCESSFUL TERMINATIONS ³				TOTAL TERMINATIONS ⁴	
		Successful (no longer on Probation)		Revoked		Absconded			
Number	DISTRICT	Number	%	Number	%	Number	%	Number	%
11	1	4	18%	16	73%	2	9%	22	100%
32	2	10	30%	10	30%	13	39%	33	100%
0	3	0	0%	0	0%	0	0%	0	0%
6	4	6	29%	12	57%	3	14%	21	100%
1	5	1	50%	0	0%	1	50%	2	100%
0	6	0	0%	0	0%	0	0%	0	0%
0	7	0	0%	0	0%	0	0%	0	0%
12	8	3	21%	9	64%	2	14%	14	100%
0	9	0	0%	0	0%	0	0%	0	0%
1	10	8	44%	7	39%	3	17%	18	100%
0	11	0	0%	0	0%	0	0%	0	0%
2	12	0	0%	3	100%	0	0%	3	100%
2	13	1	25%	2	50%	1	25%	4	100%
0	14	0	0%	0	0%	0	0%	0	0%
0	15	0	0%	0	0%	0	0%	0	0%
1	16	0	0%	0	0%	0	0%	0	0%
24	17	15	31%	26	53%	8	16%	49	100%
18	18	5	19%	15	56%	7	26%	27	100%
21	19	2	8%	16	67%	6	25%	24	100%
3	20	3	75%	1	25%	0	0%	4	100%
2	21	2	33%	3	50%	1	17%	6	100%
1	22	0	0%	1	0%	0	0%	1	0%
137	STATE	60	26%	121	53%	47	21%	228	100%

¹**Successful Program Completion Transfer to Regular Probation:** In FY2018 those transferring to regular probation have been removed from the Successful Termination and reported separately. In previous annual reports they were combined. To see a complete list of all Intensive program transitions to regular probation see the Intensive Summary Table 99.

²**Successful Terminations:** This column includes those probationers that have terminated from probation while on LSIP and are no longer on probation.

³**Unsuccessful Terminations:** This column includes LSIP probationers who were revoked or absconded. A revocation is defined as a termination from LSIP for a technical violation, new misdemeanor, or new felony offense. A revocation to Community Corrections is NOT included in this section because these probationers are still under the supervision and jurisdiction of probation. Absconded refers to probationers who become fugitives and are no longer compliant with probation supervision.

⁴**Total Terminations:** This table includes: revocations, absconders and successful terminations from probation supervision.

Additional types of of LSIP discharges are included in Table 81.

Note: Percentages may not total 100 percent because of rounding.

Table 81:
Colorado State Probation Intensive Programs
LS-Adult Intensive Supervision Probation (LSIP)
Discharges
Fiscal Year 2019

Successful Program Completion Transfer to Regular Probation															Successful: Completed Program no longer on Probation		Re-Sentenced to Community Corrections		Revoked		Deported		Death		Administrative Closure		Transfer to Another Specialized Program		Total Discharges		Courtesy Transfers ¹	
DISTRICT	#	%	#	%	#	%	#	%	#	%	#	%	#	%	#	%	#	%	#	%	#	%	#	%	#	District						
1	11	31%	4	11%	2	6%	3	8%	16	44%	0	0%	0	0%	0	0%	0	0%	0	0%	36	100%	8		1							
2	32	41%	10	13%	13	16%	14	18%	10	13%	0	0%	0	0%	0	0%	0	0%	0	0%	79	100%	1		2							
3	0	0%	0	0%	0	0%	0	0%	0	0%	0	0%	0	0%	0	0%	0	0%	0	0%	0	0%	0		3							
4	6	18%	6	18%	3	9%	4	12%	12	36%	0	0%	0	0%	0	0%	0	0%	2	6%	33	100%	3		4							
5	1	33%	1	33%	1	33%	0	0%	0	0%	0	0%	0	0%	0	0%	0	0%	0	0%	3	100%	0		5							
6	0	0%	0	0%	0	0%	0	0%	0	0%	0	0%	0	0%	0	0%	0	0%	0	0%	0	0%	0		6							
7	0	0%	0	0%	0	0%	0	0%	0	0%	0	0%	0	0%	0	0%	0	0%	0	0%	0	0%	0		7							
8	12	40%	3	10%	2	7%	4	13%	9	30%	0	0%	0	0%	0	0%	0	0%	0	0%	30	100%	0		8							
9	0	100%	0	0%	0	0%	0	0%	0	0%	0	0%	0	0%	0	0%	0	0%	0	0%	0	100%	0		9							
10	1	5%	8	38%	3	14%	1	5%	7	33%	0	0%	1	5%	0	0%	0	0%	0	0%	21	100%	4		10							
11	0	0%	0	0%	0	0%	0	0%	0	0%	0	0%	0	0%	0	0%	0	0%	0	0%	0	0%	0		11							
12	2	40%	0	0%	0	0%	0	0%	3	60%	0	0%	0	0%	0	0%	0	0%	0	0%	5	100%	0		12							
13	2	25%	1	13%	1	13%	1	13%	2	25%	0	0%	1	13%	0	0%	0	0%	0	0%	8	100%	1		13							
14	0	0%	0	0%	0	0%	0	0%	0	0%	0	0%	0	0%	0	0%	0	0%	0	0%	0	0%	0		14							
15	0	0%	0	0%	0	0%	0	0%	0	0%	0	0%	0	0%	0	0%	0	0%	0	0%	0	0%	0		15							
16	1	50%	0	0%	0	0%	1	50%	0	0%	0	0%	0	0%	0	0%	0	0%	0	0%	2	100%	0		16							
17	24	29%	15	18%	8	10%	9	11%	26	31%	0	0%	0	0%	0	0%	1	1%	83	100%	9		17									
18	18	38%	5	11%	7	15%	1	2%	15	32%	0	0%	1	2%	0	0%	0	0%	47	100%	8		18									
19	21	42%	2	4%	6	12%	4	8%	16	32%	0	0%	0	0%	0	0%	1	2%	50	100%	9		19									
20	3	43%	3	43%	0	0%	0	0%	1	14%	0	0%	0	0%	0	0%	0	0%	7	100%	1		20									
21	2	22%	2	22%	1	11%	1	11%	3	33%	0	0%	0	0%	0	0%	0	0%	9	100%	1		21									
22	1	50%	0	0%	0	0%	0	0%	1	50%	0	0%	0	0%	0	0%	0	0%	2	100%	0		22									
TOTAL	137	33%	60	14%	47	11%	43	10%	121	29%	0	0%	3	1%	0	0%	4	1%	415	100%	45		STATE									

¹**Courtesy Transfers:** Beginning in FY 2008 courtesy transfers were removed from "Total Discharges" because they are accounted for within the existing discharge categories. They are reported separately to track the cases transferred between districts.

Note: Percentages may not total 100 percent because of rounding.

Table 82:
Colorado State Probation Intensive Programs
LS-Adult Intensive Supervision Probation (LSIP)
Type of Revocation
Fiscal Year 2019

	Revoked: New Felony ¹		Revoked: New Misdemeanor ²		Revoked: Technical ³		Total Revocations ⁴	
DISTRICT	Number	%	Number	%	Number	%	Number	%
1	3	19%	1	6%	12	75%	16	100%
2	0	0%	0	0%	10	100%	10	100%
3	0	0%	0	0%	0	0%	0	0%
4	6	50%	2	17%	4	33%	12	100%
5	0	0%	0	0%	0	0%	0	0%
6	0	0%	0	0%	0	0%	0	0%
7	0	0%	0	0%	0	0%	0	0%
8	2	22%	4	44%	3	33%	9	100%
9	0	0%	0	0%	0	0%	0	0%
10	2	29%	1	14%	4	57%	7	100%
11	0	0%	0	0%	0	0%	0	0%
12	0	0%	1	33%	2	67%	3	100%
13	0	0%	0	0%	2	0%	2	0%
14	0	0%	0	0%	0	0%	0	0%
15	0	0%	0	0%	0	0%	0	0%
16	0	0%	0	0%	0	0%	0	0%
17	6	23%	2	8%	18	69%	26	100%
18	5	33%	2	13%	8	53%	15	100%
19	3	19%	5	31%	8	50%	16	100%
20	1	100%	0	0%	0	0%	1	100%
21	1	33%	0	0%	2	67%	3	100%
22	0	0%	1	100%	0	0%	1	100%
TOTAL	29	24%	19	16%	73	60%	121	100%

¹**New Felony:** Includes revocations for a new felony offense committed while on probation supervision.

²**New Misdemeanor:** Includes revocations for a new misdemeanor offense committed while on probation supervision.

³**Technical:** Includes revocations for technical probation supervision violations (e.g. drug use, non-compliance).

⁴**Total Revocations:** Total includes all felony, misdemeanor, and technical violations resulting in a revocation from probation.

Note: Percentages may not total 100 percent because of rounding.

CC-Adult Intensive Supervision Probation (CCIP)



CC-Adult Intensive Supervision Probation (CCIP)

Adult Intensive Supervision Probation was implemented statewide in FY 1982 as a community sentencing alternative to incarceration for selected high-risk adult offenders with extensive criminal histories. AISP remains a sentencing option in cases where the offense date occurred before October 1, 2013. Pursuant to HB13-250, offenses committed after October 1, 2013 are subject to eligibility screening and placement in intensive programs, based on the standardized offender assessment (§16-11.5-102, C.R.S.). The CCIP program was developed in FY 2019, with full implementation anticipated in FY 2020. Districts are beginning to enroll probationers, as they receive training in the new program. CCIP targets the higher risk/higher needs (significant disruptions due to substance abuse, mental health issues, and stability factors) probationers. The program is designed to address specific criminogenic needs with a variety of interventions. The program also requires accountability, with the goals of enhanced public safety through behavior change. A probationer may be enrolled in this program after the initial assessments are completed or when a reassessment indicates the probationer's risk of re-offense has increased, and the probationer meets the acceptance criteria of the intensive program.

In FY 2019 there were 418 new probationers placed in CCIP and on June 30, 2019 there were 360 on CCIP. In FY 2019 the program successfully terminated 4 probationers from the CCIP program who might otherwise have served sentences in jail, Community Corrections or the Department of Corrections. Additionally, 29 probationers successfully completed the intensive program and were transferred to regular probation for the remainder of their sentence.

Table 83:
Colorado State Probation Intensive Programs
CC-Adult Intensive Supervision Probation (CCIP)¹
New Clients by Order Type
Fiscal Year 2019

DISTRICT	Probation		Courtesy Transfer from other Colorado Probation Districts		Interstate Transfers to Colorado		Total New Clients	
	Number	%	Number	%	Number	%	Number	%
1	1	100%	0	0%	0	0%	1	100%
2	138	94%	7	5%	2	1%	147	100%
3	4	100%	0	0%	0	0%	4	100%
4	0	0%	0	0%	0	0%	0	0%
5	9	100%	0	0%	0	0%	9	100%
6	0	0%	0	0%	0	0%	0	0%
7	0	0%	0	0%	0	0%	0	0%
8	88	97%	3	3%	0	0%	91	100%
9	0	0%	0	0%	0	0%	0	0%
10	1	100%	0	0%	0	0%	1	100%
11	0	0%	0	0%	0	0%	0	0%
12	0	0%	0	0%	0	0%	0	0%
13	29	97%	1	3%	0	0%	30	100%
14	0	0%	0	0%	0	0%	0	0%
15	0	0%	0	0%	0	0%	0	0%
16	8	50%	3	50%	1	0%	12	100%
17	0	0%	0	0%	0	0%	0	0%
18	0	0%	0	0%	0	0%	0	0%
19	70	85%	11	13%	1	1%	82	100%
20	0	0%	0	0%	0	0%	0	0%
21	37	90%	4	10%	0	0%	41	100%
22	0	0%	0	0%	0	0%	0	0%
TOTAL	385	92%	29	7%	4	1%	418	100%

¹**CC-Adult Intensive Supervision Probation (CCIP):** The CCIP program was developed in FY 2019, with full implementation anticipated in FY 2020. Districts are beginning to enroll probationers, as they receive training in the new program. CCIP targets the higher risk/higher needs (significant disruptions due to substance abuse, mental health issues, and stability factors) probationers.

Note: Percentages may not total 100 percent because of rounding.

Table 84:
Colorado State Probation Intensive Programs
CC-Adult Intensive Supervision Probation (CCIP)
Successful/Unsuccessful Terminations
Fiscal Year 2019

Successful Program Completion Transfer to Regular Probation ¹	TYPE:	SUCCESSFUL TERMINATIONS ²		UNSUCCESSFUL TERMINATIONS ³				TOTAL TERMINATIONS ⁴	
		Successful (no longer on Probation)		Revoked		Absconded			
	Number	DISTRICT	Number	%	Number	%	Number	%	Number
0	1	0	0%	0	0%	0	0%	0	0%
17	2	4	44%	2	22%	3	33%	9	100%
0	3	0	0%	0	0%	0	0%	0	0%
0	4	0	0%	0	0%	0	0%	0	0%
0	5	0	0%	0	0%	0	0%	0	0%
0	6	0	0%	0	0%	0	0%	0	0%
0	7	0	0%	0	0%	0	0%	0	0%
2	8	0	0%	4	80%	1	20%	5	100%
0	9	0	0%	0	0%	0	0%	0	0%
0	10	0	0%	0	0%	0	0%	0	0%
0	11	0	0%	0	0%	0	0%	0	0%
0	12	0	0%	0	0%	0	0%	0	0%
4	13	0	0%	2	100%	0	0%	2	100%
0	14	0	0%	0	0%	0	0%	0	0%
0	15	0	0%	0	0%	0	0%	0	0%
0	16	0	0%	0	0%	0	0%	0	0%
0	17	0	0%	0	0%	0	0%	0	0%
0	18	0	0%	0	0%	0	0%	0	0%
4	19	0	0%	2	100%	0	0%	2	100%
0	20	0	0%	0	0%	0	0%	0	0%
2	21	0	0%	4	80%	1	20%	5	100%
0	22	0	0%	0	0%	0	0%	0	0%
29	STATE	4	17%	14	61%	5	22%	23	100%

¹**Successful Program Completion Transfer to Regular Probation:** This column includes those probationers that have completed CCIP and transferred to regular supervision to finish their probation term. To see a complete list of all Intensive program transitions to regular probation see the Intensive Summary Table 99.

²**Successful Terminations:** This column includes those probationers that have terminated from probation while on CCIP and are no longer on probation.

³**Unsuccessful Terminations:** This column includes CCIP probationers who were revoked or absconded. A revocation is defined as a termination from CCIP for a technical violation, new misdemeanor, or new felony offense. A revocation to Community Corrections is NOT included in this section because these probationers are still under the supervision and jurisdiction of probation. Absconded refers to probationers who become fugitives and are no longer compliant with probation supervision.

⁴**Total Terminations:** This table includes: revocations, absconders and successful terminations from probation supervision.

Additional types of of CCIP discharges are included in Table 85.

Note: Percentages may not total 100 percent because of rounding.

Table 85:
Colorado State Probation Intensive Programs
CC-Adult Intensive Supervision Probation (CCIP) Discharges
Fiscal Year 2019

Successful Program Completion Transfer to Regular Probation														Successful: Completed Program no longer on Probation				Re-Sentenced to Community Corrections				Revoked				Deported				Death				Administrative Closure				Transfer to Another Specialized Program				Total Discharges				Courtesy Transfers ¹	
DISTRICT	#	%	#	%	#	%	#	%	#	%	#	%	#	%	#	%	#	%	#	%	#	%	#	%	#	%	#	%	#	%	#	%	#	%	#	%											
1	0	0%	0	0%	0	0%	0	0%	0	0%	0	0%	0	0%	0	0%	0	0%	0	0%	0	0%	0	0%	0	0%	0	0%	0	0%	0	0%	0	0%	0	0%	0	1									
2	17	65%	4	15%	3	12%	0	0%	2	8%	0	0%	0	0%	0	0%	0	0%	0	0%	0	0%	0	0%	0	0%	26	100%	0	0%	0	0%	0	0%	2	2											
3	0	0%	0	0%	0	0%	0	0%	0	0%	0	0%	0	0%	0	0%	0	0%	0	0%	0	0%	0	0%	0	0%	0	0%	0	0%	0	0%	0	0%	0	3											
4	0	0%	0	0%	0	0%	0	0%	0	0%	0	0%	0	0%	0	0%	0	0%	0	0%	0	0%	0	0%	0	0%	0	0%	0	0%	0	0%	0	0%	0	4											
5	0	0%	0	0%	0	0%	0	0%	0	0%	0	0%	0	0%	0	0%	0	0%	0	0%	0	0%	0	0%	0	0%	0	0%	0	0%	0	0%	0	0%	0	5											
6	0	0%	0	0%	0	0%	0	0%	0	0%	0	0%	0	0%	0	0%	0	0%	0	0%	0	0%	0	0%	0	0%	0	0%	0	0%	0	0%	0	0%	0	6											
7	0	0%	0	0%	0	0%	0	0%	0	0%	0	0%	0	0%	0	0%	0	0%	0	0%	0	0%	0	0%	0	0%	0	0%	0	0%	0	0%	0	0%	0	7											
8	2	20%	0	0%	1	10%	1	10%	4	40%	0	0%	0	0%	0	0%	0	0%	2	20%	10	100%	0	0%	0	0%	0	0%	0	0%	0	0%	1	8	8												
9	0	0%	0	0%	0	0%	0	0%	0	0%	0	0%	0	0%	0	0%	0	0%	0	0%	0	0%	0	0%	0	0%	0	0%	0	0%	0	0%	0	0%	0	9											
10	0	0%	0	0%	0	0%	0	0%	0	0%	0	0%	0	0%	0	0%	0	0%	0	0%	0	0%	0	0%	0	0%	0	0%	0	0%	0	0%	0	0%	0	10											
11	0	0%	0	0%	0	0%	0	0%	0	0%	0	0%	0	0%	0	0%	0	0%	0	0%	0	0%	0	0%	0	0%	0	0%	0	0%	0	0%	0	0%	0	11											
12	0	0%	0	0%	0	0%	0	0%	0	0%	0	0%	0	0%	0	0%	0	0%	0	0%	0	0%	0	0%	0	0%	0	0%	0	0%	0	0%	0	0%	0	12											
13	4	57%	0	0%	0	0%	1	14%	2	29%	0	0%	0	0%	0	0%	0	0%	0	0%	7	100%	0	0%	0	0%	0	0%	0	0%	0	0%	0	0%	0	13											
14	0	0%	0	0%	0	0%	0	0%	0	0%	0	0%	0	0%	0	0%	0	0%	0	0%	0	0%	0	0%	0	0%	0	0%	0	0%	0	0%	0	0%	0	14											
15	0	0%	0	0%	0	0%	0	0%	0	0%	0	0%	0	0%	0	0%	0	0%	0	0%	0	0%	0	0%	0	0%	0	0%	0	0%	0	0%	0	0%	0	15											
16	0	0%	0	0%	0	0%	0	0%	0	0%	0	0%	0	0%	0	0%	0	0%	0	0%	0	0%	0	0%	0	0%	0	0%	0	0%	0	0%	0	0%	0	16											
17	0	0%	0	0%	0	0%	0	0%	0	0%	0	0%	0	0%	0	0%	0	0%	0	0%	0	0%	0	0%	0	0%	0	0%	0	0%	0	0%	0	0%	0	17											
18	0	0%	0	0%	0	0%	0	0%	0	0%	0	0%	0	0%	0	0%	0	0%	0	0%	0	0%	0	0%	0	0%	0	0%	0	0%	0	0%	0	0%	0	18											
19	4	36%	0	0%	0	0%	3	27%	2	18%	0	0%	0	0%	0	0%	0	0%	2	18%	11	100%	0	0%	0	0%	0	0%	0	0%	0	0%	0	0%	0	19											
20	0	0%	0	0%	0	0%	0	0%	0	0%	0	0%	0	0%	0	0%	0	0%	0	0%	0	0%	0	0%	0	0%	0	0%	0	0%	0	0%	0	0%	0	20											
21	2	20%	0	0%	1	10%	3	30%	4	40%	0	0%	0	0%	0	0%	0	0%	0	0%	10	100%	0	0%	0	0%	0	0%	0	0%	0	0%	1	21	21												
22	0	0%	0	0%	0	0%	0	0%	0	0%	0	0%	0	0%	0	0%	0	0%	0	0%	0	0%	0	0%	0	0%	0	0%	0	0%	0	0%	0	0%	0	22											
TOTAL	29	45%	4	6%	5	8%	8	13%	14	22%	0	0%	0	0%	0	0%	0	0%	4	6%	64	100%													4	STATE											

¹**Courtesy Transfers:** Beginning in FY 2008 courtesy transfers were removed from "Total Discharges" because they are accounted for within the existing discharge categories. They are reported separately to track the cases transferred between districts.

Note: Percentages may not total 100 percent because of rounding.

Table 86:
Colorado State Probation Intensive Programs
CC-Adult Intensive Supervision Probation (CCIP)
Type of Revocation
Fiscal Year 2019

	Revoked: New Felony ¹		Revoked: New Misdemeanor ²		Revoked: Technical ³		Total Revocations ⁴	
DISTRICT	Number	%	Number	%	Number	%	Number	%
1	0	0%	0	0%	0	0%	0	0%
2	0	0%	1	50%	1	50%	2	100%
3	0	0%	0	0%	0	0%	0	0%
4	0	0%	0	0%	0	0%	0	0%
5	0	0%	0	0%	0	0%	0	0%
6	0	0%	0	0%	0	0%	0	0%
7	0	0%	0	0%	0	0%	0	0%
8	1	25%	0	0%	3	75%	4	100%
9	0	0%	0	0%	0	0%	0	0%
10	0	0%	0	0%	0	0%	0	0%
11	0	0%	0	0%	0	0%	0	0%
12	0	0%	0	0%	0	0%	0	0%
13	0	0%	0	0%	2	100%	2	100%
14	0	0%	0	0%	0	0%	0	0%
15	0	0%	0	0%	0	0%	0	0%
16	0	0%	0	0%	0	0%	0	0%
17	0	0%	0	0%	0	0%	0	0%
18	0	0%	0	0%	0	0%	0	0%
19	0	0%	1	50%	1	50%	2	100%
20	0	0%	0	0%	0	0%	0	0%
21	0	0%	1	25%	3	75%	4	100%
22	0	0%	0	0%	0	0%	0	0%
TOTAL	1	7%	3	21%	10	71%	14	100%

¹**New Felony:** Includes revocations for a new felony offense committed while on probation supervision.

²**New Misdemeanor:** Includes revocations for a new misdemeanor offense committed while on probation supervision.

³**Technical:** Includes revocations for technical probation supervision violations (e.g. drug use, non-compliance).

⁴**Total Revocations:** Total includes all felony, misdemeanor, and technical violations resulting in a revocation from probation.

Note: Percentages may not total 100 percent because of rounding.

Sex Offender Intensive Supervision (SOISP)



Sex Offender Intensive Supervision Probation (SOISP)

Sex Offender Intensive Supervision Probation (SOISP) is designed to provide the highest level of supervision to adult sex offenders who are placed on probation. Although initially created in statute in 1998 to address the risk posed by lifetime supervision cases, the Colorado Legislature made a significant change to the statute in 2001. Pursuant to HB01-1229, all felony sex offenders convicted on or after July 1, 2001 are statutorily mandated to be supervised by the Sex Offender Intensive Supervision Program (SOISP).

The goal of intensive supervision probation for any probationer is to minimize the risk to the public to the greatest extent possible by holding probationers accountable for their present and past anti-social and criminal behavior, decreasing risk factors and increasing protective factors along with encouraging pro-social skill building, and assisting the probationer's ability to repair the harm caused by their actions, when possible. SOISP includes a combination of high level surveillance and monitoring; evidenced-based and best practice supervision strategies; physiological monitoring; and collaboration with Community Supervision Teams. Some sex offenders cannot or will not respond to treatment and there is no expectation that all sex offenders can be successful in treatment. Depending on the probationer, elements of community supervision may include restricted activities, daily contact with the probationer, curfew checks, home visitation, employment visitation and monitoring, drug and alcohol screening, and/or sex offense specific treatment to include the use of polygraph testing. SOISP consists of three phases, each with specific criteria that must be met prior to a reduction in the level of supervision. Movement within all phases is behaviorally-based and guided by specific criteria. Caseload sizes are capped at 25 probationers, for a program capacity of 1,150.

In FY 2019 there were 345 probationers sentenced to SOISP and on June 30, 2019 there were 1,347 probationers on SOISP. In FY 2019 the program successfully terminated 91 probationers (46%) from the SOISP program who might otherwise have served sentences in the Department of Corrections. Additionally, 76 probationers successfully completed SOISP and were transitioned to regular probation for the remainder of their sentence.

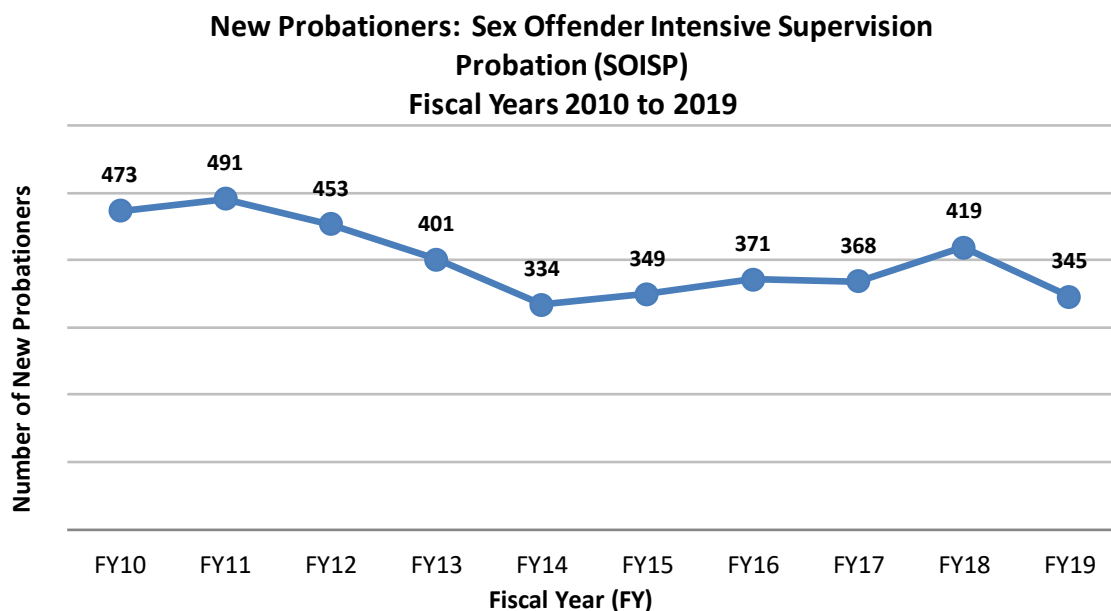


Table 87:
Colorado State Probation Intensive Programs
Sex Offender Intensive Supervision Probation (SOISP)
New Clients by Order Type
Fiscal Year 2019

DISTRICT	Direct Sentence		Courtesy Transfer from other Colorado Probation Districts		Interstate Transfers to Colorado		Total New Clients	
	Number	%	Number	%	Number	%	Number	%
1	38	86%	3	7%	3	7%	44	100%
2	39	81%	9	19%	0	0%	48	100%
3	0	100%	0	0%	0	0%	0	100%
4	49	94%	3	6%	0	0%	52	100%
5	3	100%	0	0%	0	0%	3	100%
6	4	100%	0	0%	0	0%	4	100%
7	1	50%	1	50%	0	0%	2	100%
8	24	89%	3	11%	0	0%	27	100%
9	0	0%	0	0%	0	0%	0	0%
10	12	92%	1	8%	0	0%	13	100%
11	0	0%	0	0%	0	0%	0	0%
12	2	67%	0	0%	1	33%	3	100%
13	5	71%	2	29%	0	0%	7	100%
14	0	0%	0	0%	0	0%	0	0%
15	0	0%	0	0%	0	0%	0	0%
16	0	0%	0	0%	0	0%	0	0%
17	18	90%	1	5%	1	5%	20	100%
18	56	90%	5	8%	1	2%	62	100%
19	19	76%	6	24%	0	0%	25	100%
20	13	65%	7	35%	0	0%	20	100%
21	10	71%	2	14%	2	14%	14	100%
22	1	100%	0	0%	0	0%	1	100%
TOTAL	294	85%	43	12%	8	2%	345	100%

Note: Percentages may not total 100 percent because of rounding.

Table 88:
Colorado State Probation Intensive Programs
Sex Offender Intensive Supervision Program (SOISP)
Successful/Unsuccessful Terminations
Fiscal Year 2019

Note: Approximately one-half of the SOISP probationers are serving indeterminate sentences (minimum of 10 years). Therefore, it is important to consider terminations within the context of the active SOISP caseload. Many more probationers are being successfully supervised (1,347) on SOISP than are terminating unsuccessfully (91) as reflected below in the 6/30/2019 active caseload and termination table.

Sex Offender Intensive Supervision Program (SOISP) Active as of 6/30/2019 ¹		Successful Program Completion Transfer to Regular Probation ²	TYPE:	SUCCESSFUL TERMINATIONS ³	UNSUCCESSFUL TERMINATIONS ⁴		TOTAL TERMINATIONS ⁵		
				Successful (no longer on Probation)	Revoked	Absconded			
DISTRICT	Number	Number	DISTRICT	Number	%	Number	%	Number	%
1	125	7	1	22	65%	11	32%	34	100%
2	159	2	2	7	17%	22	54%	41	100%
3	1	0	3	0	0%	0	0%	0	0%
4	224	24	4	10	29%	20	57%	35	100%
5	11	0	5	2	50%	1	25%	4	100%
6	7	3	6	1	100%	0	0%	1	100%
7	5	0	7	0	0%	0	0%	0	0%
8	116	11	8	5	38%	8	62%	13	100%
9	6	1	9	0	0%	0	0%	0	0%
10	54	0	10	5	56%	4	44%	9	100%
11	22	0	11	0	0%	0	0%	0	0%
12	9	0	12	1	33%	2	67%	3	100%
13	23	1	13	1	100%	0	0%	1	100%
14	0	0	14	0	0%	0	0%	0	0%
15	1	0	15	0	0%	0	0%	0	0%
16	4	0	16	0	0%	0	0%	0	0%
17	83	4	17	9	75%	3	25%	12	100%
18	249	7	18	20	71%	7	25%	28	100%
19	105	0	19	3	38%	5	63%	8	100%
20	79	7	20	1	33%	1	33%	3	100%
21	51	8	21	4	80%	1	20%	5	100%
22	13	1	22	0	0%	0	0%	0	0%
STATE	1,347	76	STATE	91	46%	85	43%	197	100%

¹**Sex Offender Intensive Supervision Probation:** The Non-SOISP sex offender population is included in the Regular Adult Probation Section.

²**Successful Program Completion Transfer to Regular Probation:** In FY2018 the transition program completions have been removed from the Successful Termination and reported separately previous annual reports they were combined. To see a complete list of all Intensive program transitions to regular probation see the Intensive Summary Table 99.

³**Successful Termination:** This column includes those probationers that terminated from probation while on SOISP and are no longer on probation.

⁴**Unsuccessful Terminations:** These columns include SOISP probationers who were revoked or absconded. A revocation is defined as a termination from SOISP for a technical violation, new misdemeanor, or new felony offense. A revocation to Community Corrections is NOT included in this section. These probationers are not included on this table as they are still under the supervision and jurisdiction of probation. Absconded refers to probationers who become fugitives and are no longer compliant with probation supervision.

⁵**Total Terminations:** In this table only, the total terminations include: revocations, absconders and successful terminations from probation supervision. Additional types of SOISP discharges are included in Table 89.

Note: Percentages may not total 100 percent because of rounding.

Table 89:
Colorado State Probation Intensive Programs
Sex Offender Intensive Supervision Probation (SOISP)
Discharges
Fiscal Year 2019

DISTRICT	Successful: Transfer to Regular Probation		Successful: Completed Program no longer on Probation		Absconded		Re-Sentenced to: Community Corrections		Revoked		Deported		Death		Administrative Closure		Transfer to Another Specialized Program		Total Discharges		Courtesy Transfers ¹	
	Number	%	Number	%	Number	%	Number	%	Number	%	#	%	#	%	Number	%	Number	%	Number	%	Number	DISTRICT
1	7	15%	22	47%	1	2%	3	6%	11	23%	0	0%	2	4%	0	0%	1	2%	47	100%	1	1
2	2	4%	7	13%	12	21%	3	5%	22	39%	9	16%	1	2%	0	0%	0	0%	56	100%	2	2
3	0	0%	0	0%	0	0%	0	0%	0	0%	0	0%	0	0%	0	0%	0	0%	0	0%	0	3
4	24	36%	10	15%	5	8%	1	2%	20	30%	3	5%	2	3%	1	2%	0	0%	66	100%	1	4
5	0	0%	2	33%	1	17%	0	0%	1	17%	2	33%	0	0%	0	0%	0	0%	6	100%	0	5
6	3	50%	1	17%	0	0%	0	0%	0	0%	0	0%	1	17%	1	17%	0	0%	6	100%	0	6
7	0	0%	0	0%	0	0%	0	0%	0	0%	0	0%	0	0%	0	0%	0	0%	0	0%	0	7
8	11	38%	5	17%	0	0%	3	10%	8	28%	1	3%	1	3%	0	0%	0	0%	29	100%	0	8
9	1	100%	0	0%	0	0%	0	0%	0	0%	0	0%	0	0%	0	0%	0	0%	1	100%	0	9
10	0	0%	5	56%	0	0%	0	0%	4	44%	0	0%	0	0%	0	0%	0	0%	9	100%	0	10
11	0	0%	0	0%	0	0%	0	0%	0	0%	0	0%	0	0%	0	0%	0	0%	0	0%	0	11
12	0	0%	1	0%	0	0%	0	0%	2	0%	0	0%	1	0%	0	0%	0	0%	4	0%	0	12
13	1	33%	1	33%	0	0%	1	33%	0	0%	0	0%	0	0%	0	0%	0	0%	3	100%	1	13
14	0	0%	0	0%	0	0%	0	0%	0	0%	0	0%	0	0%	0	0%	0	0%	0	0%	0	14
15	0	0%	0	0%	0	0%	0	0%	0	0%	0	0%	0	0%	0	0%	0	0%	0	0%	0	15
16	0	0%	0	0%	0	0%	0	0%	0	0%	0	0%	0	0%	0	0%	0	0%	0	0%	0	16
17	4	20%	9	45%	0	0%	3	15%	3	15%	0	0%	0	0%	1	5%	0	0%	20	100%	2	17
18	7	18%	20	51%	1	3%	1	3%	7	18%	1	3%	2	5%	0	0%	0	0%	39	100%	1	18
19	0	0%	3	38%	0	0%	0	0%	5	63%	0	0%	0	0%	0	0%	0	0%	8	100%	0	19
20	7	70%	1	10%	1	10%	0	0%	1	10%	0	0%	0	0%	0	0%	0	0%	10	100%	0	20
21	8	57%	4	29%	0	0%	1	7%	1	7%	0	0%	0	0%	0	0%	0	0%	14	100%	1	21
22	1	50%	0	0%	0	0%	0	0%	0	0%	0	0%	1	50%	0	0%	0	0%	2	100%	0	22
TOTAL	76	24%	91	28%	21	7%	16	5%	85	27%	16	5%	11	3%	3	1%	1	0%	320	100%	9	TOTAL

¹**Courtesy Transfers:** Beginning in FY 2008 courtesy transfers were removed from "Total Discharges" because they are accounted for within the existing discharge categories. These numbers are reported separately to track the cases transferred between districts.

Note: Percentages may not total 100 percent because of rounding.

Table 90:
Colorado State Probation Intensive Programs
Sex Offender Intensive Supervision Probation (SOISP)
Type of Revocation
Fiscal Year 2019

DISTRICT	Revoked: New Felony ¹		Revoked: New Misdemeanor ²		Revoked: Technical ³		Total Revocations ⁴	
	Number	%	Number	%	Number	%	Number	%
1	2	18%	0	0%	9	82%	11	100%
2	3	14%	1	5%	18	82%	22	100%
3	0	0%	0	0%	0	0%	0	0%
4	3	15%	0	0%	17	85%	20	100%
5	1	100%	0	0%	0	0%	1	100%
6	0	0%	0	0%	0	100%	0	100%
7	0	0%	0	0%	0	0%	0	0%
8	0	0%	0	0%	8	100%	8	100%
9	0	0%	0	0%	0	0%	0	0%
10	0	0%	1	25%	3	75%	4	100%
11	0	0%	0	0%	0	0%	0	0%
12	0	0%	0	0%	2	0%	2	0%
13	0	0%	0	0%	0	0%	0	0%
14	0	0%	0	0%	0	0%	0	0%
15	0	0%	0	0%	0	0%	0	0%
16	0	0%	0	0%	0	0%	0	0%
17	1	33%	0	0%	2	67%	3	100%
18	0	0%	0	0%	7	100%	7	100%
19	0	0%	0	0%	5	100%	5	100%
20	0	0%	0	0%	1	100%	1	100%
21	1	100%	0	0%	0	0%	1	100%
22	0	0%	0	0%	0	0%	0	0%
TOTAL	11	13%	2	2%	72	85%	85	100%

¹**New Felony:** Includes revocations for a new felony offense committed while on probation supervision.

²**New Misdemeanor:** Includes revocations for a new misdemeanor offense committed while on probation supervision.

³**Technical:** Includes revocations for technical probation supervision violations (e.g. drug use, non-compliance) with probation terms and conditions.

⁴**Total Revocations:** Total includes all felony, misdemeanor, and technical violations resulting in a revocation from probation.

Note: Percentages may not total 100 percent because of rounding.

Female Offender Program (FOP)



Female Offender Program (FOP)

The Female Offender Program was initially a grant funded pilot project developed in FY 1991 to intervene in the lives of high risk, substance abusing female offenders. In FY 1995 the General Assembly, based on the results of the pilot program, provided state funding to 10 judicial districts to continue FOP. The program is designed to deliver intensive gender responsive case management to include frequent contact, skill building, employment or vocational/educational efforts, drug testing, home visits, electronic monitoring, and participation in treatment, as needed. The program was terminated in FY 2004 as a result of budget reductions, despite significantly positive outcomes. In FY 2005 the program was again funded to previous levels and eventually expanded statewide. The number of women assigned to each FOP officer is capped at 30. It should be noted, with the advent of the new CCIP program, the FOP program will be phased out, as CCIP is intended to target higher risk probationers, with a variety of gender-responsive interventions. As districts begin to fully implement CCIP, we anticipate the FOP program to be phased out by the end of FY 2020.

In FY 2019 there were 212 female probationers placed in FOP and on June 30, 2019 there were 273 women in the program. In FY 2019, 23 women successfully completed the program who might otherwise have served sentences in jail, community corrections, or the Department of Corrections. Additionally, 78 probationers successfully completed FOP and were transitioned to regular probation for the remainder of their sentence.

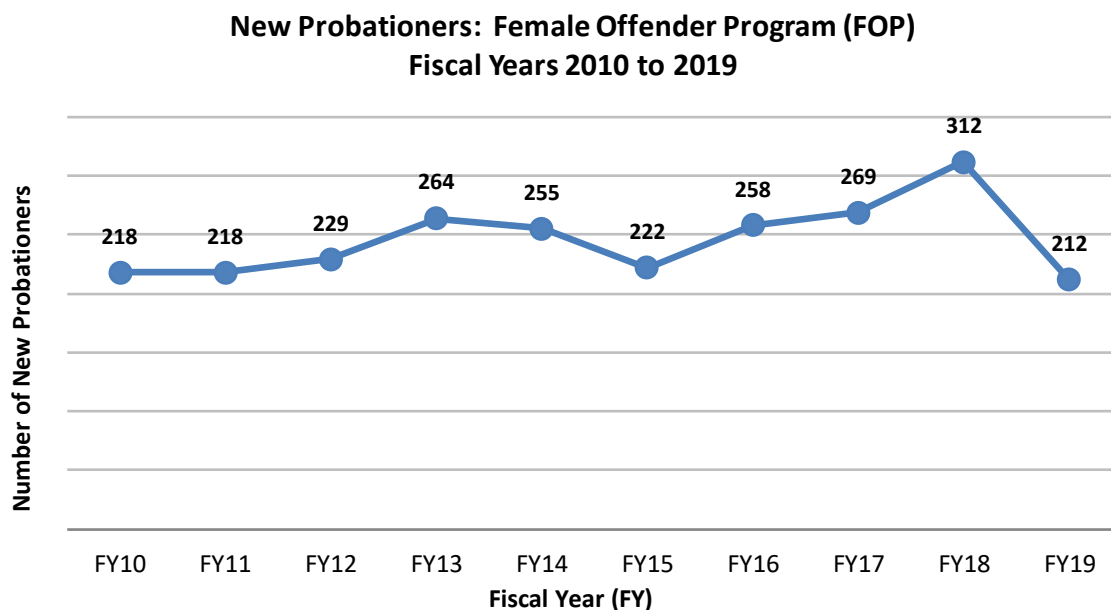


Table 91:
Colorado State Probation Intensive Programs
Female Offender Program (FOP)
New Clients by Order Type
Fiscal Year 2019

DISTRICT	Probation		Courtesy Transfer from other Colorado Probation Districts		Interstate Transfers to Colorado		Total New Clients	
	Number	%	Number	%	Number	%	Number	%
1	66	94%	4	6%	0	0%	70	100%
2	5	100%	0	0%	0	0%	5	100%
3	0	0%	0	0%	0	0%	0	0%
4	14	93%	1	7%	0	0%	15	100%
5	2	100%	0	0%	0	0%	2	100%
6	0	0%	0	0%	0	0%	0	0%
7	0	0%	0	0%	0	0%	0	0%
8	4	67%	2	33%	0	0%	6	100%
9	0	0%	0	0%	0	0%	0	0%
10	21	88%	3	13%	0	0%	24	100%
11	0	0%	0	0%	0	0%	0	0%
12	0	0%	0	0%	0	0%	0	0%
13	4	80%	1	20%	0	0%	5	100%
14	0	0%	0	0%	0	0%	0	0%
15	0	0%	0	0%	0	0%	0	0%
16	0	0%	0	0%	0	0%	0	0%
17	47	96%	2	4%	0	0%	49	100%
18	14	64%	8	36%	0	0%	22	100%
19	5	100%	0	0%	0	0%	5	100%
20	6	86%	1	14%	0	0%	7	100%
21	2	100%	0	0%	0	0%	2	100%
22	0	0%	0	0%	0	0%	0	0%
TOTAL	190	90%	22	10%	0	0%	212	100%

Note: Percentages may not total 100 percent because of rounding.

Table 92:
Colorado State Probation Intensive Programs
Female Offender Program (FOP)
Successful/Unsuccessful Terminations
Fiscal Year 2019

Successful Program Completion Transfer to Regular Probation ¹		SUCCESSFUL TERMINATIONS ²		UNSUCCESSFUL TERMINATIONS ³				TOTAL TERMINATIONS ⁴	
	TYPE:	Successful (no longer on Probation)		Revoked		Absconded			
Number	DISTRICT	Number	%	Number	%	Number	%	Number	%
16	1	6	20%	21	70%	3	10%	30	100%
2	2	3	27%	4	36%	4	36%	11	100%
0	3	0	0%	0	0%	0	0%	0	0%
4	4	0	0%	8	100%	0	0%	8	100%
3	5	0	0%	2	100%	0	0%	2	100%
0	6	0	0%	0	0%	0	0%	0	0%
0	7	0	0%	0	0%	0	0%	0	0%
7	8	0	0%	3	0%	0	0%	3	0%
0	9	0	0%	0	0%	0	0%	0	0%
6	10	5	29%	8	47%	4	24%	17	100%
0	11	0	0%	0	0%	0	0%	0	0%
0	12	0	0%	0	0%	0	0%	0	0%
2	13	1	20%	3	60%	1	20%	5	100%
0	14	0	0%	0	0%	0	0%	0	0%
0	15	0	0%	0	0%	0	0%	0	0%
0	16	0	0%	0	0%	0	0%	0	0%
18	17	7	27%	13	50%	6	23%	26	100%
5	18	0	0%	2	50%	2	50%	4	100%
5	19	0	0%	3	100%	0	0%	3	100%
9	20	1	33%	1	33%	1	33%	3	100%
1	21	0	0%	7	70%	3	30%	10	100%
0	22	0	0%	0	0%	0	0%	0	0%
78	STATE	23	19%	75	61%	24	20%	122	100%

¹**Successful Program Completion Transfer to Regular Probation:** In FY2018 those transferring to regular probation have been removed from the Successful Termination and reported separately. In previous annual reports they were combined. To see a complete list of all Intensive program transitions to regular probation see the Intensive Summary Table 99.

²**Successful Terminations:** This column includes those probationers that have terminated from probation while on FOP and are no longer on probation.

³**Unsuccessful Terminations:** This column includes FOP probationers who were revoked or absconded. A revocation is defined as a termination from FOP for a technical violation, new misdemeanor, or new felony offense. A revocation to Community Corrections is NOT included in this section because these probationers are still under the supervision and jurisdiction of probation. Absconded refers to probationers who become fugitives and are no longer compliant with probation supervision.

⁴**Total Terminations:** This table includes: revocations, absconders and successful terminations from probation supervision.

Additional types of of FOP discharges are included in Table 93.

Note: Percentages may not total 100 percent because of rounding.

Table 93:
Colorado State Probation Intensive Programs
Female Offender Program (FOP)
Discharges
Fiscal Year 2019

	Successful Program Completion Transfer to Regular Probation		Successful: Completed Program no longer on Probation		Absconded		Re-Sentenced to Community Corrections		Revoked		Deported		Death		Administrative Closure		Transfer to Another Specialized Program		Total Discharges		Courtesy Transfers ¹	
DISTRICT	Number	%	Number	%	Number	%	Number	%	Number	%	#	%	#	%	Number	%	Number	%	Number	%	#	DISTRICT
1	16	27%	6	10%	3	5%	12	20%	21	35%	0	0%	0	0%	0	0%	2	3%	60	100%	6	1
2	2	15%	3	23%	4	31%	0	0%	4	31%	0	0%	0	0%	0	0%	0	0%	13	100%	1	2
3	0	0%	0	0%	0	0%	0	0%	0	0%	0	0%	0	0%	0	0%	0	0%	0	0%	0	3
4	4	33%	0	0%	0	0%	0	0%	8	67%	0	0%	0	0%	0	0%	0	0%	12	100%	1	4
5	3	60%	0	0%	0	0%	0	0%	2	40%	0	0%	0	0%	0	0%	0	0%	5	100%	0	5
6	0	0%	0	0%	0	0%	0	0%	0	0%	0	0%	0	0%	0	0%	0	0%	0	0%	0	6
7	0	0%	0	0%	0	0%	0	0%	0	0%	0	0%	0	0%	0	0%	0	0%	0	0%	0	7
8	7	54%	0	0%	0	0%	3	23%	3	23%	0	0%	0	0%	0	0%	0	0%	13	100%	1	8
9	0	0%	0	0%	0	0%	0	0%	0	0%	0	0%	0	0%	0	0%	0	0%	0	0%	0	9
10	6	26%	5	22%	4	17%	0	0%	8	35%	0	0%	0	0%	0	0%	0	0%	23	100%	4	10
11	0	0%	0	0%	0	0%	0	0%	0	0%	0	0%	0	0%	0	0%	0	0%	0	0%	0	11
12	0	0%	0	0%	0	0%	0	0%	0	0%	0	0%	0	0%	0	0%	0	0%	0	0%	0	12
13	2	18%	1	9%	1	9%	0	0%	3	27%	0	0%	0	0%	0	0%	4	36%	11	100%	0	13
14	0	0%	0	0%	0	0%	0	0%	0	0%	0	0%	0	0%	0	0%	0	0%	0	0%	0	14
15	0	0%	0	0%	0	0%	0	0%	0	0%	0	0%	0	0%	0	0%	0	0%	0	0%	0	15
16	0	0%	0	0%	0	0%	0	0%	0	0%	0	0%	0	0%	0	0%	0	0%	0	0%	0	16
17	18	31%	7	12%	6	10%	9	15%	13	22%	0	0%	0	0%	0	0%	6	10%	59	100%	3	17
18	5	50%	0	0%	2	20%	0	0%	2	20%	0	0%	0	0%	0	0%	1	10%	10	100%	8	18
19	5	31%	0	0%	0	0%	5	31%	3	19%	0	0%	0	0%	0	0%	3	19%	16	100%	1	19
20	9	75%	1	8%	1	8%	0	0%	1	8%	0	0%	0	0%	0	0%	0	0%	12	100%	0	20
21	1	7%	0	0%	3	20%	4	27%	7	47%	0	0%	0	0%	0	0%	0	0%	15	100%	1	21
22	0	0%	0	0%	0	0%	0	0%	0	0%	0	0%	0	0%	0	0%	0	0%	0	0%	0	22
TOTAL	78	31%	23	9%	24	10%	33	13%	75	30%	0	0%	0	0%	0	0%	16	6%	249	100%	26	TOTAL

¹**Courtesy Transfers:** Beginning in FY 2008 courtesy transfers were removed from "Total Discharges" because they are accounted for within the existing discharge categories. They are reported separately to track the cases transferred between districts.

Note: Percentages may not total 100 percent because of rounding.

Table 94:
Colorado State Probation Intensive Programs
Female Offender Program (FOP)
Type of Revocation
Fiscal Year 2019

	Revoked: New Felony ¹		Revoked: New Misdemeanor ²		Revoked: Technical ³		Total Revocations ⁴	
DISTRICT	Number	%	Number	%	Number	%	Number	%
1	5	24%	1	5%	15	71%	21	100%
2	0	0%	0	0%	4	100%	4	100%
3	0	0%	0	0%	0	0%	0	0%
4	5	63%	0	0%	3	38%	8	100%
5	1	50%	0	0%	1	50%	2	100%
6	0	0%	0	0%	0	0%	0	0%
7	0	0%	0	0%	0	0%	0	0%
8	0	0%	0	0%	3	100%	3	100%
9	0	0%	0	0%	0	0%	0	0%
10	1	13%	3	38%	4	50%	8	100%
11	0	0%	0	0%	0	0%	0	0%
12	0	0%	0	0%	0	0%	0	0%
13	0	0%	1	33%	2	67%	3	100%
14	0	0%	0	0%	0	0%	0	0%
15	0	0%	0	0%	0	0%	0	0%
16	0	0%	0	0%	0	0%	0	0%
17	2	15%	2	15%	9	69%	13	100%
18	1	50%	0	0%	1	50%	2	100%
19	1	33%	0	0%	2	67%	3	100%
20	0	0%	0	0%	1	100%	1	100%
21	2	29%	1	14%	4	57%	7	100%
22	0	0%	0	0%	0	0%	0	0%
TOTAL	18	24%	8	11%	49	65%	75	100%

¹**New Felony:** Includes revocations for a new felony offense committed while on probation supervision.

²**New Misdemeanor:** Includes revocations for a new misdemeanor offense committed while on probation supervision.

³**Technical:** Includes revocations for technical probation supervision violations (e.g. drug use, non-compliance).

⁴**Total Revocations:** Total includes all felony, misdemeanor, and technical violations resulting in a revocation from probation.

Note: Percentages may not total 100 percent because of rounding.

Juvenile Intensive Supervision Probation (JISP)



Juvenile Intensive Supervision Probation (JISP)

The Juvenile Intensive Supervision Probation (JISP) Program was implemented in FY 1991 as a community sentencing option for high risk juvenile offenders. As a result of its effectiveness, the General Assembly approved expansion of the program sufficient to allow its existence in all 22 judicial districts. The program is designed to deliver intensive case management to include monitoring of school progress, referral for remedial educational assistance, home visits, electronic monitoring, drug testing, skill building, and treatment services, as required. The number of juveniles assigned to a JISP officer is capped at 18. In FY 2019 there were 162 juveniles sentenced to JISP and on June 30, 2019 there were 232 juveniles on JISP. In FY 2019, 29 juveniles successfully completed the program who might otherwise have served sentences in the Division of Youth Services. Additionally, 40 juveniles successfully completed JISP and were transitioned to regular probation for the remainder of their sentence.

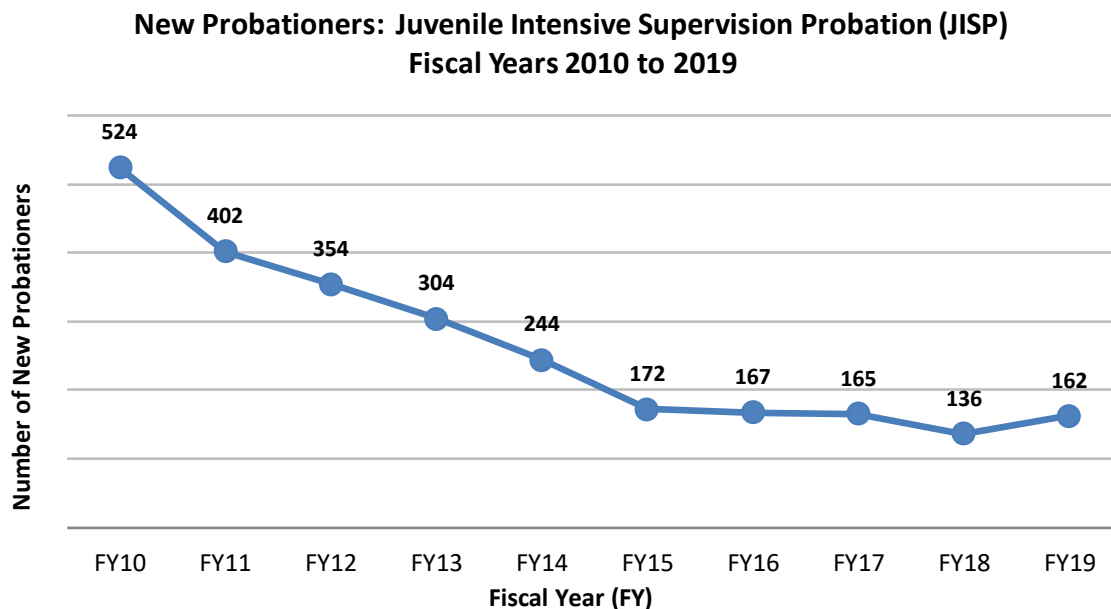


Table 95:
Colorado State Probation Intensive Programs
Juvenile Intensive Supervision Probation (JISP)
New Clients by Order Type
Fiscal Year 2019

DISTRICT	Direct Sentence		Transfer from Regular Probation		Change of Venue		Interstate Transfer to Colorado		Total New Clients	
	Number	%	Number	%	Number	%	Number	%	Number	%
1	5	63%	3	38%	0	0%	0	0%	8	100%
2J	44	80%	11	20%	0	0%	0	0%	55	100%
3	0	0%	0	0%	0	0%	0	0%	0	0%
4	11	44%	14	56%	0	0%	0	0%	25	100%
5	0	0%	0	0%	0	0%	0	0%	0	0%
6	0	0%	0	0%	0	0%	0	0%	0	0%
7	0	0%	1	100%	0	0%	0	0%	1	100%
8	1	20%	4	80%	0	0%	0	0%	5	100%
9	0	0%	0	0%	0	0%	0	0%	0	0%
10	0	0%	0	0%	0	0%	0	0%	0	0%
11	0	0%	0	0%	0	0%	0	0%	0	0%
12	0	0%	0	0%	0	0%	0	0%	0	0%
13	0	0%	0	0%	0	0%	0	0%	0	0%
14	0	0%	0	0%	0	0%	0	0%	0	0%
15	0	0%	0	0%	0	0%	0	0%	0	0%
16	0	0%	0	0%	0	0%	0	0%	0	0%
17	11	39%	17	61%	0	0%	0	0%	28	100%
18	17	59%	12	41%	0	0%	0	0%	29	100%
19	4	36%	7	64%	0	0%	0	0%	11	100%
20	0	0%	0	0%	0	0%	0	0%	0	0%
21	0	0%	0	0%	0	0%	0	0%	0	0%
22	0	0%	0	0%	0	0%	0	0%	0	0%
TOTAL	93	57%	69	43%	0	0%	0	0%	162	100%

Note: Percentages may not total 100 percent because of rounding.

Table 96:
Colorado State Probation Intensive Programs
Juvenile Intensive Supervision Probation (JISP)
Successful/Unsuccessful Terminations
Fiscal Year 2019

Successful Program Completion Transfer to Regular Probation ¹	TYPE:	SUCCESSFUL TERMINATIONS ²		UNSUCCESSFUL TERMINATIONS ³		TOTAL TERMINATIONS ⁴
		Successful (no longer on Probation)		Revoked	Absconded	
Number	DISTRICT	Number	%	Number	%	Number %
1	1	2	22%	7	78%	9 100%
5	2J	18	50%	18	50%	36 100%
0	3	0	0%	0	0%	0 0%
2	4	2	13%	13	87%	15 100%
0	5	0	0%	0	0%	0 0%
0	6	0	0%	0	0%	0 0%
0	7	0	0%	0	0%	0 0%
0	8	0	0%	1	50%	2 100%
0	9	0	0%	0	0%	0 0%
0	10	0	0%	0	0%	0 0%
0	11	0	0%	0	0%	0 0%
0	12	0	0%	0	0%	0 0%
0	13	0	0%	0	0%	0 0%
0	14	0	0%	0	0%	0 0%
0	15	0	0%	0	0%	0 0%
0	16	0	0%	0	0%	0 0%
30	17	1	6%	13	76%	17 100%
1	18	4	27%	9	60%	15 100%
1	19	1	50%	1	50%	2 100%
0	20	1	100%	0	0%	1 100%
0	21	0	0%	0	0%	0 0%
0	22	0	0%	0	0%	0 0%
40	STATE	29	30%	62	64%	97 100%

¹**Successful Program Completion Transfer to Regular Probation:** In FY2018 those transferring to regular probation have been removed from the Successful Termination and reported separately. In previous annual reports they were combined. To see a complete list of all Intensive program transitions to regular probation see the Intensive Summary Table 99.

²**Successful Terminations:** This column includes those probationers that have terminated from probation while on JISP and are no longer on probation.

³**Unsuccessful Terminations:** This column includes JISP probationers who were revoked or absconded. A revocation is defined as a termination from JISP for a technical violation, new misdemeanor, or new felony offense. Absconded refers to probationers who become fugitives and are no longer compliant with probation supervision.

⁴**Total Terminations:** This table includes: revocations, absconders and successful terminations from probation supervision.

Additional types of JISP discharges are included in Table 97.

Note: Percentages may not total 100 percent because of rounding.

Table 97:
Colorado State Probation Intensive Programs
Juvenile Intensive Supervision Probation (JISP)
Discharges
Fiscal Year 2019

DISTRICT	Successful: Transfer to Regular Probation		Successful: Completed Program no longer on Probation		Absconded		Re-Sentenced to Community Corrections		Revoked		Deported		Death		Administrative Closure		Transfer to Another Specialized Program		Total Discharges		Change of Venue ¹	
	#	%	#	%	#	%	#	%	#	%	#	%	#	%	#	%	#	%	#	%	#	DISTRICT
1	1	10%	2	20%	0	0%	0	0%	7	70%	0	0%	0	0%	0	0%	0	0%	10	100%	4	1
2J	5	12%	18	44%	0	0%	0	0%	18	44%	0	0%	0	0%	0	0%	0	0%	41	100%	10	2J
3	0	0%	0	0%	0	0%	0	0%	0	0%	0	0%	0	0%	0	0%	0	0%	0	0%	0	3
4	2	12%	2	12%	0	0%	0	0%	13	76%	0	0%	0	0%	0	0%	0	0%	17	100%	0	4
5	0	0%	0	0%	0	0%	0	0%	0	0%	0	0%	0	0%	0	0%	0	0%	0	0%	0	5
6	0	0%	0	0%	0	0%	0	0%	0	0%	0	0%	0	0%	0	0%	0	0%	0	0%	0	6
7	0	0%	0	0%	0	0%	0	0%	0	0%	0	0%	0	0%	0	0%	0	0%	0	0%	0	7
8	0	0%	0	0%	1	50%	0	0%	1	50%	0	0%	0	0%	0	0%	0	0%	2	100%	0	8
9	0	0%	0	0%	0	0%	0	0%	0	0%	0	0%	0	0%	0	0%	0	0%	0	0%	0	9
10	0	0%	0	0%	0	0%	0	0%	0	0%	0	0%	0	0%	0	0%	0	0%	0	0%	0	10
11	0	0%	0	0%	0	0%	0	0%	0	0%	0	0%	0	0%	0	0%	0	0%	0	0%	0	11
12	0	0%	0	0%	0	0%	0	0%	0	0%	0	0%	0	0%	0	0%	0	0%	0	0%	0	12
13	0	0%	0	0%	0	0%	0	0%	0	0%	0	0%	0	0%	0	0%	0	0%	0	0%	0	13
14	0	0%	0	0%	0	0%	0	0%	0	0%	0	0%	0	0%	0	0%	0	0%	0	0%	0	14
15	0	0%	0	0%	0	0%	0	0%	0	0%	0	0%	0	0%	0	0%	0	0%	0	0%	0	15
16	0	0%	0	0%	0	0%	0	0%	0	0%	0	0%	0	0%	0	0%	0	0%	0	0%	0	16
17	30	64%	1	2%	3	6%	0	0%	13	28%	0	0%	0	0%	0	0%	0	0%	47	100%	6	17
18	1	6%	4	25%	2	13%	0	0%	9	56%	0	0%	0	0%	0	0%	0	0%	16	100%	9	18
19	1	33%	1	33%	0	0%	0	0%	1	33%	0	0%	0	0%	0	0%	0	0%	3	100%	0	19
20	0	0%	1	100%	0	0%	0	0%	0	0%	0	0%	0	0%	0	0%	0	0%	1	100%	0	20
21	0	0%	0	0%	0	0%	0	0%	0	0%	0	0%	0	0%	0	0%	0	0%	0	0%	0	21
22	0	0%	0	0%	0	0%	0	0%	0	0%	0	0%	0	0%	0	0%	0	0%	0	0%	0	22
TOTAL	40	29%	29	21%	6	4%	0	0%	62	45%	0	0%	0	0%	0	0%	0	0%	137	100%	29	TOTAL

¹**Change of Venue:** Beginning in FY 2008 change of venue cases were removed from "Total Discharges" as they are accounted for within the existing closure categories. These numbers are reported separately to track the number of change of venue cases between courts and probation.

Note: Percentages may not total 100 percent because of rounding.

Table 98:
Colorado State Probation Intensive Programs
Juvenile Intensive Supervision Probation (JISP)
Type of Revocation
Fiscal Year 2019

	Revoked: New Felony ¹		Revoked: New Misdemeanor ²		Revoked: Technical ³		Total Revocations ⁴	
DISTRICT	Number	%	Number	%	Number	%	Number	%
1	1	14%	0	0%	6	86%	7	100%
2J	8	44%	1	6%	9	50%	18	100%
3	0	0%	0	0%	0	0%	0	0%
4	4	31%	1	8%	8	62%	13	100%
5	0	0%	0	0%	0	0%	0	0%
6	0	0%	0	0%	0	0%	0	0%
7	0	0%	0	0%	0	0%	0	0%
8	1	100%	0	0%	0	0%	1	100%
9	0	0%	0	0%	0	0%	0	0%
10	0	0%	0	0%	0	0%	0	0%
11	0	0%	0	0%	0	0%	0	0%
12	0	0%	0	0%	0	0%	0	0%
13	0	0%	0	0%	0	0%	0	0%
14	0	0%	0	0%	0	0%	0	0%
15	0	0%	0	0%	0	0%	0	0%
16	0	0%	0	0%	0	0%	0	0%
17	4	31%	3	23%	6	46%	13	100%
18	3	33%	1	11%	5	56%	9	100%
19	0	0%	0	0%	1	100%	1	100%
20	0	0%	0	0%	0	0%	0	0%
21	0	0%	0	0%	0	0%	0	0%
22	0	0%	0	0%	0	0%	0	0%
TOTAL	21	34%	6	10%	35	56%	62	100%

¹**New Felony:** Includes revocations for a new felony offense committed while on probation supervision.

²**New Misdemeanor:** Includes revocations for a new misdemeanor offense committed while on probation supervision.

³**Technical:** Includes revocations for technical probation supervision violations (e.g. drug use, non-compliance).

⁴**Total Revocations:** Total includes all felony, misdemeanor, and technical violations resulting in a revocation from probation.

Note: Percentages may not total 100 percent because of rounding.

Intensive Programs Summary



Table 99:
Colorado State Probation
Intensive Program Completion Transferred to Regular Probation
Fiscal Year 2019

	LS-Adult Intensive Supervision Probation (LSIP) ¹		CC-Adult Intensive Supervision Probation (CCIP) ²		Sex Offender Intensive Supervision Probation (SOISP)		Female Offender Program (FOP)		Juvenile Intensive Supervision Probation (JISP)		TOTAL TRANSFERS TO REGULAR PROBATION	
DISTRICT	Number	%	Number	%	Number	%	Number	%	Number	%	Number	%
1	11	31%	0	0%	7	20%	16	46%	1	3%	35	100%
2A ³	32	60%	17	32%	2	0%	2	4%			53	96%
2J ⁴				0%					5	100%	5	100%
3	0	0%	0	0%	0	0%	0	0%	0	0%	0	0%
4	6	17%	0	0%	24	67%	4	11%	2	6%	36	100%
5	1	25%	0	0%	0	0%	3	75%	0	0%	4	100%
6	0	0%	0	0%	3	0%	0	0%	0	0%	3	0%
7	0	0%	0	0%	0	0%	0	0%	0	0%	0	0%
8	12	38%	2	6%	11	34%	7	22%	0	0%	32	100%
9	0	0%	0	0%	1	0%	0	0%	0	0%	1	0%
10	1	14%	0	0%	0	0%	6	86%	0	0%	7	100%
11	0	0%	0	0%	0	100%	0	0%	0	0%	0	100%
12	2	100%	0	0%	0	0%	0	0%	0	0%	2	100%
13	2	22%	4	44%	1	11%	2	22%	0	0%	9	100%
14	0	0%	0	0%	0	0%	0	0%	0	0%	0	0%
15	0	0%	0	0%	0	0%	0	0%	0	0%	0	0%
16	1	100%	0	0%	0	0%	0	0%	0	0%	1	100%
17	24	32%	0	0%	4	5%	18	24%	30	39%	76	100%
18	18	58%	0	0%	7	23%	5	16%	1	3%	31	100%
19	21	68%	4	13%	0	0%	5	16%	1	3%	31	100%
20	3	16%	0	0%	7	37%	9	47%	0	0%	19	100%
21	2	15%	2	15%	8	62%	1	8%	0	0%	13	100%
22	1	100%	0	0%	1	0%	0	0%	0	0%	2	100%
TOTAL	137	38%	29	8%	76	21%	78	22%	40	11%	360	92%

¹**LS-Adult Intensive Supervision Probation (LSIP):** The AISP program was modified and renamed in 2013, following the passage of HB13-250. LSIP targets the higher risk/lower needs (absence of substance dependence and mental health issues) probationers.

²**CC-Adult Intensive Supervision Probation (CCIP):** The CCIP program was developed in FY 2019, with full implementation anticipated in FY 2020. Districts are beginning to enroll probationers, as they receive training in the new program. CCIP targets the higher risk/higher needs (significant disruptions due to substance abuse, mental health issues, and stability factors) probationers.

³**2A:** Denver Adult Probation. This is the only district that exclusively supervises adult probationers.

⁴**2J:** Denver Juvenile Probation. This is the only district that exclusively supervises juvenile probationers.

Note: Percentages may not total 100 percent because of rounding.

Table 100:
Colorado State Probation Intensive Programs
Active Client Summary on June 30, 2019
Fiscal Year 2019

	LS- Adult Intensive Supervision Probation (LSIP) ¹		CC- Adult Intensive Supervision Probation (CCIP) ²		Sex Offender Intensive Supervision Probation (SOISP) ³		Female Offender Program (FOP)		Juvenile Intensive Supervision Probation (JISP) ⁴		TOTAL ACTIVE CLIENTS	
DISTRICT	Number	%	Number	%	Number	%	Number	%	Number	%	Number	%
1	95	29%	0	0%	125	38%	98	30%	12	4%	330	100%
2A ⁵	159	36%	126	28%	159	36%	3	1%			447	100%
2J ⁶									70	100%	70	100%
3	1	11%	7	78%	1	11%	0	0%	0	0%	9	100%
4	90	24%	0	0%	224	60%	30	8%	31	8%	375	100%
5	5	16%	12	38%	11	34%	4	13%	0	0%	32	100%
6	0	0%	2	100%	7	78%	0	0%	0	0%	9	178%
7	0	0%	0	0%	5	100%	0	0%	0	0%	5	100%
8	39	15%	83	33%	116	46%	7	3%	8	3%	253	100%
9	1	14%	0	0%	6	86%	0	0%	0	0%	7	100%
10	31	25%	0	0%	54	44%	38	31%	1	1%	124	100%
11	0	0%	0	0%	22	100%	0	0%	0	0%	22	100%
12	6	40%	0	0%	9	60%	0	0%	0	0%	15	100%
13	20	32%	14	23%	23	37%	4	6%	1	2%	62	100%
14	2	100%	0	0%	0	0%	0	0%	0	0%	2	100%
15	0	0%	0	0%	1	100%	0	0%	0	0%	1	100%
16	7	30%	12	52%	4	17%	0	0%	0	0%	23	100%
17	154	47%	0	0%	83	26%	49	15%	39	12%	325	100%
18	89	22%	0	0%	249	61%	21	5%	49	12%	408	100%
19	88	31%	74	26%	105	37%	3	1%	12	4%	282	100%
20	34	25%	0	0%	79	59%	14	10%	8	6%	135	100%
21	8	9%	30	33%	51	56%	2	2%	0	0%	91	100%
22	1	7%	0	0%	13	87%	0	0%	1	7%	15	100%
TOTAL	830	27%	360	12%	1,347	44%	273	9%	232	8%	3,042	100%

¹**LS-Adult Intensive Supervision Probation (LSIP):** The AISP program was modified and renamed in 2013, following the passage of HB13-250. LSIP targets the higher risk/lower needs (absence of substance dependence and mental health issues) probationers.

²**CC-Adult Intensive Supervision Probation (CCIP):** The CCIP program was developed in FY 2019, with full implementation anticipated in FY 2020. Districts are beginning to enroll probationers, as they receive training in the new program. CCIP targets the higher risk/higher needs (significant disruptions due to substance abuse, mental health issues, and stability factors) probationers.

³**Sex Offender Intensive Supervision Probation:** The Non-SOISP sex offender population is included in the Regular Adult Probation Tables.

⁴**Juvenile Intensive Supervision Probation:** This number may include juveniles who have committed sexual offenses that have been sentenced to JISP.

⁵**2A:** Denver Adult Probation. This is the only district that exclusively supervises adult probationers.

⁶**2J:** Denver Juvenile Probation. This is the only district that exclusively supervises juvenile probationers.

Note: Percentages may not total 100 percent because of rounding.

Victim Services



Victim Services

In FY 1993 Colorado's General Assembly enacted victims' rights legislation for victims of personal crimes. In 1996, the Victims' Rights Act was amended to require Colorado Probation departments to provide victim services. Each of the state's 23 probation departments provides services to eligible victims, who request to be notified, of critical events. In addition to providing referrals and general assistance, in FY 2019 Probation Victim Services Officers sent letters to 18,263 victims of crime informing them of their right to receive notification. Of these victims, 22% (3,955) requested receipt of the statutorily required notification. In FY 2019, there were a total of 15,896 critical probation notification events that occurred.

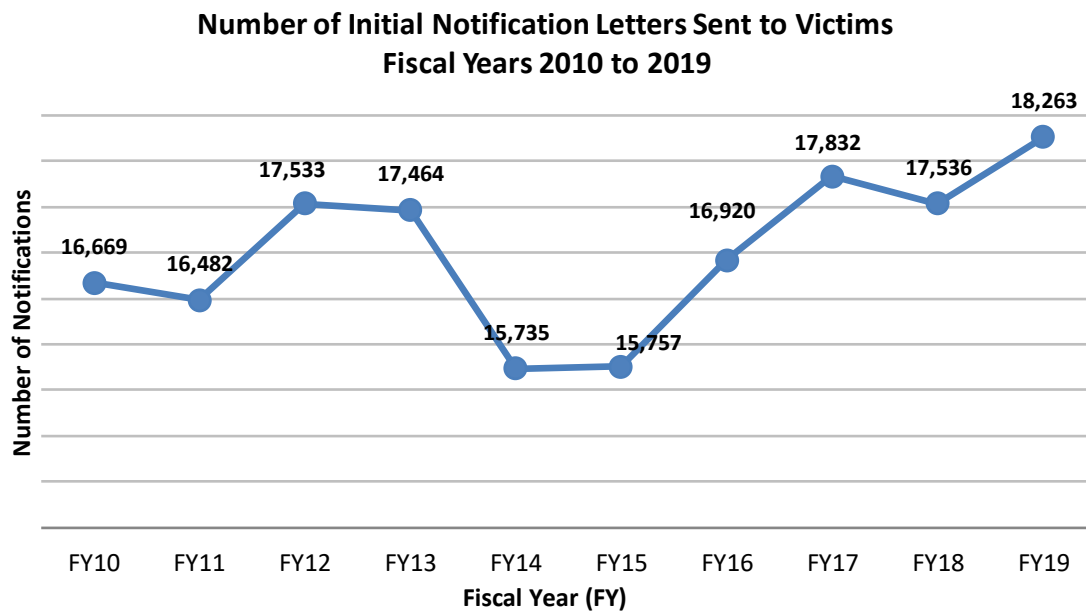


Table 101:
Colorado Probation
Summary of Victim Services¹
Fiscal Year 2015 to Fiscal Year 2019

	FY 2015	FY 2016	FY 2017	FY 2018	FY 2019
VICTIM SERVICES²					
Initial Notifications Sent	15,757	16,920	17,832	17,536	18,263
Notification Requests Returned	2,989	2,992	2,869	3,055	3,955
Percent of Victims Requesting Notification	19%	18%	16%	17%	22%
VICTIM NOTIFICATION OF CRITICAL PROBATION EVENTS³					
Date of Probation Termination	2,685	2,351	2,456	2,364	2,605
Early Termination Requests	413	470	539	525	497
Probation Revocation Hearing/Disposition	6,475	5,997	6,905	7,180	7,987
Probation Violation Increase in Supervision (DV only)		903	437	439	663
Modification of Probation Sentence/Supervision	879	723	585	529	766
Change of Venue/Transfer of Jurisdiction	544	542	1,039	971	1,247
Abscond/Warrant	1,757	2,029	2,606	2,303	2,099
Death of a Probationer	48	59	45	42	32
TOTAL NOTIFICATIONS	12,801	13,074	14,612	14,353	15,896

¹**Summary of Colorado Probation Victim Services:** Beginning in FY 2008 the information included in this chart reflects only activities that are statutorily required. In previous years additional courtesy notification events were reported; these were "Change of Probation Officer and Supervision Location" and "Hearing Other than Revocation". Prior to FY 2007 the VRA stated that probation had to notify victims of domestic violence of "any violation of probation". In the 2006 legislative session, this requirement was repealed and the following provision for notification was enacted: "concerning domestic violence cases, any conduct by the probationer that results in an increase in supervision level by the probation department". In FY 2016 the probation departments began coding this critical stage in "Probation Violation Increase in Supervision (DV only)".

²**VICTIM SERVICES:** These notifications are done by state probation and private probation providers.

³**VICTIM NOTIFICATION OF CRITICAL PROBATION EVENTS:** These numbers include all of the statutorily (§24-4.1-303 (13.5) (a) C.R.S) required notifications of the critical stages of probation supervision. These notifications are done by state probation and private probation providers.

Table 102:
Colorado Probation
Victims Services
Notifications for Fiscal Year 2019

District	Initial Notification Sent ¹	Notification Requests Returned	Percent of Victims Requesting Notification
1	1,935	656	34%
2A	1,237	281	23%
2J	105	4	4%
3	94	7	7%
4	2,808	749	27%
5	522	5	1%
6	393	39	10%
7	670	26	4%
8	1,194	314	26%
9	40	30	75%
10	1,122	87	8%
11	402	49	12%
12	283	17	6%
13	542	84	15%
14	227	25	11%
15	144	15	10%
16	133	10	8%
17	2,053	723	35%
18	795	349	44%
19	1,819	150	8%
20	1,482	212	14%
21 ²	1	89	8900%
22	262	34	13%
STATE	18,263	3,955	22%

¹ **Initial Notification Sent:** Initial notification may be done by state probation or private probation. In some circumstances initial notification may be done in conjunction with the District Attorney's Office and may not be captured in this table.

² **21st Judicial District:** This district confirmed the initial notifications were sent by the District Attorney's Office.

Table 103:
Colorado Probation
Victim Services¹

Notification of Critical Probation Events² Fiscal Year 2019

District	Date of Probation Termination	Early Termination Requests	Probation Revocation Hearing/ Disposition	Probation Violation Increase in Supervision (DV only)	Modification of Probation Sentence/ Supervision	Change of Venue/Transfer of Jurisdiction	Abscond/ Warrant	Death of a Probationer	TOTAL NOTIFICATIONS
1	506	109	1,559	44	137	129	407	6	2,897
2A	126	18	219	12	9	27	23	1	435
2J	0	0	0	0	0	3	0	0	3
3	39	1	53	11	32	30	5	1	172
4	317	0	1,092	282	160	315	180	1	2,347
5	20	7	20	3	0	31	10	1	92
6	40	18	57	3	2	42	32	3	197
7	29	3	27	6	19	15	15	0	114
8	280	37	1,197	11	28	103	471	5	2,132
9	16	2	19	0	0	9	3	0	49
10	50	12	108	0	75	34	35	1	315
11	49	2	330	19	19	69	34	5	527
12	10	6	45	17	4	15	12	0	109
13	82	18	314	1	10	61	66	0	552
14	17	1	56	0	5	14	9	0	102
15	4	3	5	5	0	1	0	0	18
16	16	0	33	7	0	5	10	0	71
17	453	16	937	6	124	73	275	3	1,887
18	215	31	864	30	24	76	122	3	1,365
19	100	18	604	33	26	79	219	1	1,080
20	143	169	230	167	63	88	110	1	971
21	58	18	122	2	19	4	45	0	268
22	35	8	96	4	10	24	16	0	193
STATE	2,605	497	7,987	663	766	1,247	2,099	32	15,896

¹**Summary of Colorado Probation Victim Services:** Beginning in FY 2008 the information included in this chart reflects only activities that are statutorily required. In previous years additional courtesy notification events were reported; these were "Change of Probation Officer and Supervision Location" and "Hearing Other than Revocation". Prior to FY 2007 the VRA stated that probation had to notify victims of domestic violence of "any violation of probation". In the 2006 legislative session, this requirement was repealed and the following provision for notification was enacted: "concerning domestic violence cases, any conduct by the probationer that results in an increase in supervision level by the probation department". In FY 2016 the probation departments began coding this critical stage in "Probation Violation Increase in Supervision (DV only)".

²**VICTIM NOTIFICATION OF CRITICAL PROBATION EVENTS:** These numbers include all of the statutorily (§24-4.1-303 (13.5) (a) C.R.S) required notifications of the critical stages of probation supervision. These notifications are done by state probation and private probation providers.

Alcohol and Drug Driving Safety Program (ADDs)



Alcohol and Drug Driving Safety Program (ADDS)

In FY 2007 the Alcohol and Drug Driving Safety (ADDS) Program was fully integrated within each probation department. The ADDS program conducts alcohol/drug evaluations and makes treatment recommendations for offenders convicted of driving under the influence of, or impaired by, drugs or alcohol. In FY 2019 the program completed 17,542 DUI/DWAI Evaluations for Colorado's district and county courts, excluding Denver County. In FY 2019 there were 2,009 offenders sentenced to monitoring. On June 30, 2019 there were 3,534 DUI/DWAI offenders being monitored by State Probation. In FY 2019 state probation successfully terminated 1,557 (87%) DUI monitored offenders. Other DUI/DWAI offenders who were sentenced to regular probation supervision are included in the Adult Probation section but are not separately identified.

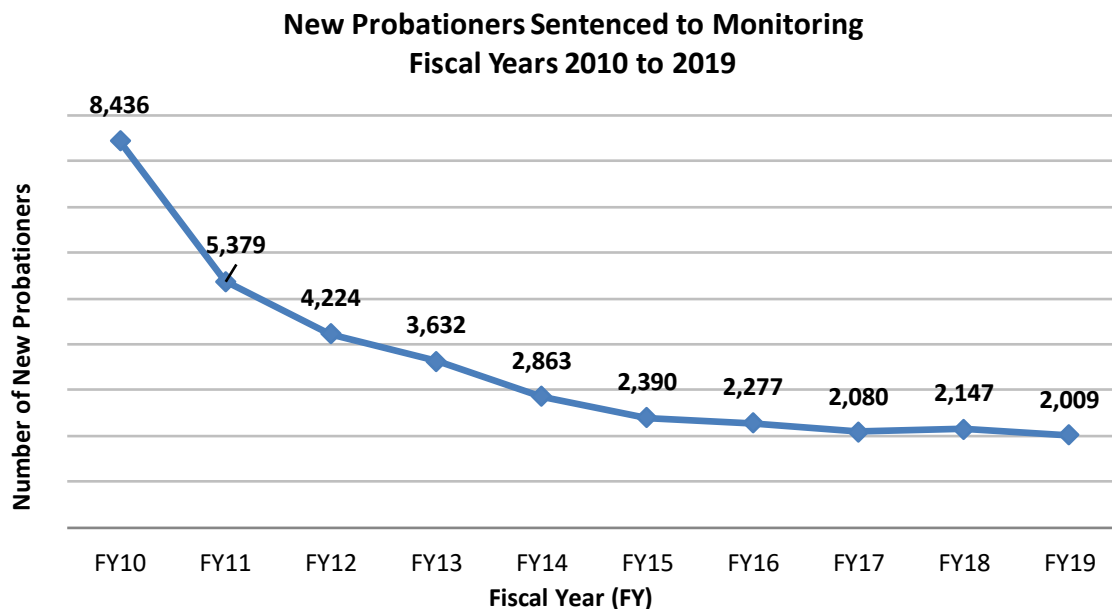


Table 104:
Colorado State Probation
Alcohol and Drug Driving Safety Program (ADDS)
New State DUI/DWAI Monitored Clients
Fiscal Year 2019

	Monitoring Sentence (Alcohol Evaluation completed pre- sentence)		Monitoring Sentence (Alcohol Evaluation completed post- sentence)		Monitoring Sentence Revoked and Reinstated		Monitoring Deferred Sentence		TOTAL Monitoring	
DISTRICT	Number	%	Number	%	Number	%	Number	%	Number	%
1	0	0%	0	0%	0	0%	0	0%	0	0%
2 ¹	0	0%	0	0%	0	0%	0	0%	0	0%
3	3	19%	1	6%	0	0%	12	75%	16	100%
4	0	0%	5	83%	1	17%	0	0%	6	100%
5	17	4%	450	95%	4	1%	1	0%	472	100%
6	4	2%	122	57%	0	0%	89	41%	215	100%
7	63	19%	255	76%	12	4%	7	2%	337	100%
8	0	0%	0	0%	1	100%	0	0%	1	100%
9	11	3%	345	95%	6	2%	3	1%	365	100%
10	0	0%	0	0%	0	0%	0	0%	0	0%
11	0	0%	1	50%	1	50%	0	0%	2	100%
12	0	0%	0	0%	0	0%	0	0%	0	0%
13	0	0%	1	33%	0	0%	2	67%	3	100%
14	110	54%	83	41%	2	1%	9	4%	204	100%
15	0	0%	33	80%	0	0%	8	20%	41	100%
16	30	83%	0	0%	0	0%	6	17%	36	100%
17	0	0%	0	0%	2	100%	0	0%	2	100%
18	0	0%	0	0%	0	0%	0	0%	0	0%
19	0	0%	0	0%	4	100%	0	0%	4	100%
20	0	0%	0	0%	0	0%	0	0%	0	0%
21	33	11%	259	86%	9	3%	0	0%	301	100%
22	1	25%	0	0%	0	0%	3	75%	4	100%
STATE	272	14%	1,555	77%	42	2%	140	7%	2,009	100%

¹2: In the 2nd Judicial District, DUI/DWAI cases may be filed in Denver County Court or District Court. Denver County Court filings are not included in the State Court system. Denver District Court probation sentences will be included in this annual report.

Note: Percentages may not total 100 percent because of rounding.

Table 105:
Colorado State Probation
Alcohol and Drug Driving Safety Program (ADDs)
New State DUI/DWAI Monitored Clients by Gender
Fiscal Year 2019

TYPE:	Female		Male		Unknown		TOTAL NEW CLIENTS	
DISTRICT	Number	%	Number	%	Number	%	Number	%
1	0	0%	0	0%	0	0%	0	0%
2 ¹	0	0%	0	0%	0	0%	0	0%
3	4	25%	12	75%	0	0%	16	100%
4	1	17%	5	83%	0	0%	6	100%
5	116	25%	356	75%	0	0%	472	100%
6	67	31%	147	68%	1	0%	215	100%
7	96	28%	241	72%	0	0%	337	100%
8	0	0%	1	100%	0	0%	1	100%
9	82	22%	283	78%	0	0%	365	100%
10	0	0%	0	0%	0	0%	0	0%
11	1	50%	1	50%	0	0%	2	100%
12	0	0%	0	0%	0	0%	0	0%
13	1	33%	2	67%	0	0%	3	100%
14	55	27%	149	73%	0	0%	204	100%
15	12	29%	29	71%	0	0%	41	100%
16	6	17%	30	83%	0	0%	36	100%
17	1	50%	1	50%	0	0%	2	100%
18	0	0%	0	0%	0	0%	0	0%
19	0	0%	4	100%	0	0%	4	100%
20	0	0%	0	0%	0	0%	0	0%
21	95	32%	206	68%	0	0%	301	100%
22	2	50%	2	50%	0	0%	4	100%
STATE	539	27%	1,469	73%	1	0%	2,009	100%

¹2: In the 2nd Judicial District, DUI/DWAI cases may be filed in Denver County Court or District Court. Denver County Court filings are not included in the State Court system. Denver District Court probation sentences will be included in this annual report.

Note: Percentages may not total 100 percent because of rounding.

Table 106:
Colorado State Probation
Alcohol and Drug Driving Safety Program (ADDS)
New State DUI/DWAI Monitored Clients by Ethnic Group¹
Fiscal Year 2019

TYPE:	Caucasian		African American		Asian		Hispanic		Native American		Other		TOTAL NEW CLIENTS	
DISTRICT	Number	%	Number	%	Number	%	Number	%	Number	%	Number	%	Number	%
1	0	0%	0	0%	0	0%	0	0%	0	0%	0	0%	0	0%
2 ²	0	0%	0	0%	0	0%	0	0%	0	0%	0	0%	0	0%
3	14	88%	1	6%	0	0%	1	6%	0	0%	0	0%	16	100%
4	5	83%	0	0%	0	0%	1	17%	0	0%	0	0%	6	100%
5	433	92%	7	1%	1	0%	29	6%	1	0%	1	0%	472	100%
6	163	76%	0	0%	0	0%	20	9%	29	13%	3	1%	215	100%
7	307	91%	4	1%	2	1%	16	5%	3	1%	5	1%	337	100%
8	1	100%	0	0%	0	0%	0	0%	0	0%	0	0%	1	100%
9	334	92%	2	1%	0	0%	25	7%	2	1%	2	1%	365	100%
10	0	0%	0	0%	0	0%	0	0%	0	0%	0	0%	0	0%
11	2	100%	0	0%	0	0%	0	0%	0	0%	0	0%	2	100%
12	0	0%	0	0%	0	0%	0	0%	0	0%	0	0%	0	0%
13	3	100%	0	0%	0	0%	0	0%	0	0%	0	0%	3	100%
14	189	93%	4	2%	0	0%	8	4%	0	0%	3	1%	204	100%
15	34	83%	2	5%	0	0%	5	12%	0	0%	0	0%	41	100%
16	33	92%	1	3%	0	0%	2	6%	0	0%	0	0%	36	100%
17	1	50%	0	0%	0	0%	1	50%	0	0%	0	0%	2	100%
18	0	0%	0	0%	0	0%	0	0%	0	0%	0	0%	0	0%
19	1	25%	0	0%	0	0%	3	75%	0	0%	0	0%	4	100%
20	0	0%	0	0%	0	0%	0	0%	0	0%	0	0%	0	0%
21	261	87%	11	4%	1	0%	27	9%	0	0%	1	0%	301	100%
22	2	50%	0	0%	0	0%	0	0%	2	50%	0	0%	4	100%
STATE	1,783	89%	32	2%	4	0%	138	7%	37	2%	15	1%	2,009	100%

¹ **Ethnic Group:** This data is entered by court staff from information provided in the summons, affidavit, arrest report, or complaint filed with the court.

² **2:** In the 2nd Judicial District, DUI/DWAI cases may be filed in Denver County Court or District Court. Denver County Court filings are not included in the State Court system. Denver District Court probation sentences will be included in this annual report.

Note: Percentages may not total 100 percent because of rounding.

Table 107:
Colorado State Probation
Alochol and Drug Driving Safety Program (ADDs)
New State DUI/DWAI Monitored Clients by Age
Fiscal Year 2019

TYPE:	0-17 Years		18-20 Years		21-24 Years		25-32 Years		33-39 Years		40 and above		Unknown		TOTAL NEW CLIENTS	
DISTRICT	Number	%	Number	%	Number	%	Number	%	Number	%	Number	%	Number	%	Number	%
1	0	0%	0	0%	0	0%	0	0%	0	0%	0	0%	0	0%	0	0%
2 ¹	0	0%	0	0%	0	0%	0	0%	0	0%	0	0%	0	0%	0	0%
3	0	0%	2	13%	2	13%	5	31%	5	31%	2	13%	0	0%	16	100%
4	0	0%	0	0%	1	17%	2	33%	0	0%	3	50%	0	0%	6	100%
5	3	1%	26	6%	88	19%	182	39%	71	15%	102	22%	0	0%	472	100%
6	1	0%	8	4%	57	27%	59	27%	45	21%	45	21%	0	0%	215	100%
7	8	2%	31	9%	50	15%	98	29%	36	11%	114	34%	0	0%	337	100%
8	0	0%	0	0%	0	0%	0	0%	0	0%	1	100%	0	0%	1	100%
9	4	1%	20	5%	69	19%	113	31%	64	18%	95	26%	0	0%	365	100%
10	0	0%	0	0%	0	0%	0	0%	0	0%	0	0%	0	0%	0	0%
11	0	0%	0	0%	1	50%	0	0%	0	0%	1	50%	0	0%	2	100%
12	0	0%	0	0%	0	0%	0	0%	0	0%	0	0%	0	0%	0	0%
13	0	0%	0	0%	0	0%	1	33%	1	33%	1	33%	0	0%	3	100%
14	2	1%	11	5%	37	18%	71	35%	30	15%	53	26%	0	0%	204	100%
15	2	5%	10	24%	4	10%	9	22%	7	17%	9	22%	0	0%	41	100%
16	0	0%	6	17%	5	14%	10	28%	9	25%	6	17%	0	0%	36	100%
17	0	0%	0	0%	0	0%	0	0%	0	0%	2	100%	0	0%	2	100%
18	0	0%	0	0%	0	0%	0	0%	0	0%	0	0%	0	0%	0	0%
19	0	0%	0	0%	0	0%	1	25%	1	25%	2	50%	0	0%	4	100%
20	0	0%	0	0%	0	0%	0	0%	0	0%	0	0%	0	0%	0	0%
21	6	2%	29	10%	63	21%	93	31%	45	15%	65	22%	0	0%	301	100%
22	0	0%	0	0%	1	25%	2	50%	0	0%	1	25%	0	0%	4	100%
STATE	26	1%	143	7%	378	19%	646	32%	314	16%	502	25%	0	0%	2,009	100%

¹ 2: In the 2nd Judicial District, DUI/DWAI cases may be filed in Denver County Court or District Court. Denver County Court filings are not included in the State Court system. Denver District Court probation sentences will be included in this annual report.

Note: Percentages may not total 100 percent because of rounding.

Table 108:
Colorado State Probation
Alcohol and Drug Driving Safety Program (ADDS)
State DUI/DWAI Monitored Clients
Successful/Unsuccessful Terminations
Fiscal Year 2019

TYPE:	SUCCESSFUL TERMINATIONS ²		UNSUCCESSFUL TERMINATIONS ³				TOTAL TERMINATIONS ⁴	
	Successful		Revocation		Absconded			
DISTRICT	Number	%	Number	%	Number	%	Number	%
1	1	100%	0	0%	0	0%	1	100%
2 ¹	0	0%	0	0%	0	0%	0	0%
3	8	57%	0	0%	6	43%	14	100%
4	0	0%	1	100%	0	0%	1	100%
5	385	92%	5	1%	30	7%	420	100%
6	86	70%	8	7%	28	23%	122	100%
7	272	86%	5	2%	38	12%	315	100%
8	0	0%	0	0%	1	100%	1	100%
9	355	87%	14	3%	39	10%	408	100%
10	0	0%	0	0%	0	0%	0	0%
11	1	100%	0	0%	0	0%	1	100%
12	0	0%	0	0%	0	0%	0	0%
13	2	67%	1	33%	0	0%	3	100%
14	151	88%	3	2%	18	10%	172	100%
15	30	91%	0	0%	3	9%	33	100%
16	26	96%	0	0%	1	4%	27	100%
17	0	0%	0	0%	0	0%	0	0%
18	0	0%	0	0%	0	0%	0	0%
19	1	50%	1	50%	0	0%	2	100%
20	0	0%	0	0%	0	0%	0	0%
21	233	87%	1	0%	34	13%	268	100%
22	6	60%	0	0%	4	40%	10	100%
STATE	1,557	87%	39	2%	202	11%	1,798	100%

¹ 2: In the 2nd Judicial District, DUI/DWAI cases may be filed in Denver County Court or District Court. Denver County Court filings are not included in the State Court system. Denver District Court probation sentences will be included in this annual report.

² **Successful Terminations:** This column is exclusively state successful terminations.

³ **Unsuccessful Terminations:** This column includes those probationers who were revoked or absconded. A revocation is defined as a termination from probation supervision for a technical violation, new misdemeanor, or new felony offense. A revocation to Community Corrections is NOT included in this section because these offenders are still under the supervision and jurisdiction of probation. Absconded refers to probationers who became fugitives and are no longer compliant with probation supervision.

⁴ **Total Terminations:** This table includes: successful, revocations and absconder terminations from probation supervision. Additional types of closures are included in Table 104.

Note: Percentages may not total 100 percent because of rounding.

Table 109:
Colorado State Probation
Alcohol and Drug Driving Safety Program (ADDs)
State DUI/DWAI Monitored Clients Closure Types
Fiscal Year 2019

TYPE:	Successful		Revocation		Absconded		Deported		Death		Administrative Closure		TOTAL CLOSURES	
DISTRICT	Number	%	Number	%	Number	%	Number	%	Number	%	Number	%	Number	%
1	1	100%	0	0%	0	0%	0	0%	0	0%	0	0%	1	100%
2 ¹	0	0%	0	0%	0	0%	0	0%	0	0%	0	0%	0	0%
3	8	57%	0	0%	6	43%	0	0%	0	0%	0	0%	14	100%
4	0	0%	1	17%	0	0%	0	0%	0	0%	5	83%	6	100%
5	385	91%	5	1%	30	7%	0	0%	4	1%	0	0%	424	100%
6	86	70%	8	7%	28	23%	0	0%	0	0%	1	1%	123	100%
7	272	85%	5	2%	38	12%	0	0%	4	1%	2	1%	321	100%
8	0	0%	0	0%	1	100%	0	0%	0	0%	0	0%	1	100%
9	355	87%	14	3%	39	10%	0	0%	1	0%	0	0%	409	100%
10	0	0%	0	0%	0	0%	0	0%	0	0%	0	0%	0	0%
11	1	100%	0	0%	0	0%	0	0%	0	0%	0	0%	1	100%
12	0	0%	0	0%	0	0%	0	0%	0	0%	0	0%	0	0%
13	2	67%	1	33%	0	0%	0	0%	0	0%	0	0%	3	100%
14	151	86%	3	2%	18	10%	0	0%	0	0%	4	2%	176	100%
15	30	88%	0	0%	3	9%	0	0%	0	0%	1	3%	34	100%
16	26	96%	0	0%	1	4%	0	0%	0	0%	0	0%	27	100%
17	0	0%	0	0%	0	0%	0	0%	0	0%	0	0%	0	0%
18	0	0%	0	0%	0	0%	0	0%	0	0%	0	0%	0	0%
19	1	50%	1	50%	0	0%	0	0%	0	0%	0	0%	2	100%
20	0	0%	0	0%	0	0%	0	0%	0	0%	0	0%	0	0%
21	233	87%	1	0%	34	13%	0	0%	0	0%	1	0%	269	100%
22	6	60%	0	0%	4	40%	0	0%	0	0%	0	0%	10	100%
STATE	1,557	86%	39	2%	202	11%	0	0%	9	0%	14	1%	1,821	100%

¹ 2: In the 2nd Judicial District, DUI/DWAI cases may be filed in Denver County Court or District Court. Denver County Court filings are not included in the State Court system. Denver District Court probation sentences will be included in this annual report.

Note: Percentages may not total 100 percent because of rounding.

Table 110:
Colorado State Adult Probation
Alcohol and Drug Driving Safety Program (ADDS)
State DUI/DWAI Monitored Clients
Type of Revocation
Fiscal Year 2019

TYPE:	New Felony ²		New Misdemeanor ³		Technical ⁴		TOTAL REVOCATIONS ⁵	
DISTRICT	Number	%	Number	%	Number	%	Number	%
1	0	0%	0	0%	0	0%	0	0%
2 ¹	0	0%	0	0%	0	0%	0	0%
3	0	0%	0	0%	0	0%	0	0%
4	0	0%	0	0%	1	100%	1	100%
5	0	0%	3	60%	2	40%	5	100%
6	0	0%	0	0%	8	100%	8	100%
7	0	0%	0	0%	5	100%	5	100%
8	0	0%	0	0%	0	0%	0	0%
9	1	7%	4	29%	9	64%	14	100%
10	0	0%	0	0%	0	0%	0	0%
11	0	0%	0	0%	0	0%	0	0%
12	0	0%	0	0%	0	0%	0	0%
13	1	100%	0	0%	0	0%	1	100%
14	0	0%	1	33%	2	67%	3	100%
15	0	0%	0	0%	0	0%	0	0%
16	0	0%	0	0%	0	0%	0	0%
17	0	0%	0	0%	0	0%	0	0%
18	0	0%	0	0%	0	0%	0	0%
19	0	0%	0	0%	1	100%	1	100%
20	0	0%	0	0%	0	0%	0	0%
21	0	0%	1	100%	0	0%	1	100%
22	0	0%	0	0%	0	0%	0	0%
STATE	2	5%	9	23%	28	72%	39	100%

¹2: In the 2nd Judicial District, DUI/DWAI cases may be filed in Denver County Court or District Court. Denver County Court filings are not included in the State Court system. Denver District Court probation sentences will be included in this annual report.

²New Felony: Includes revocations for a new felony offense committed while on monitoring.

³New Misdemeanor: Includes revocations for a new misdemeanor offense committed while on monitoring.

⁴Technical: Includes revocations for technical violations (e.g. failure to complete treatment, failure to complete community service).

⁵Total Revocations: Total includes all felony, misdemeanor, and technical violations resulting in a revocation from monitoring.

Note: Percentages may not total 100 percent because of rounding.

Table 111:
Colorado State Probation
Alcohol and Drug Driving Safety Program (ADDs)
State DUI/DWAI Monitored Clients
Length of Stay
Fiscal Year 2019

TYPE:	0-6 months		7-12 months		13-18 months		19-24 months		25-48 months		49+ months		TOTAL CLOSURES	
DISTRICT	Number	%	Number	%	Number	%	Number	%	Number	%	Number	%	Number	%
1	0	0%	1	100%	0	0%	0	0%	0	0%	0	0%	1	100%
2 ¹	0	0%	0	0%	0	0%	0	0%	0	0%	0	0%	0	0%
3	0	0%	8	57%	5	36%	1	7%	0	0%	0	0%	14	100%
4	5	83%	0	0%	0	0%	1	17%	0	0%	0	0%	6	100%
5	109	26%	183	43%	94	22%	25	6%	13	3%	0	0%	424	100%
6	1	1%	25	20%	56	46%	24	20%	17	14%	0	0%	123	100%
7	42	13%	129	40%	75	23%	44	14%	30	9%	1	0%	321	100%
8	0	0%	1	100%	0	0%	0	0%	0	0%	0	0%	1	100%
9	81	20%	125	31%	95	23%	46	11%	58	14%	4	1%	409	100%
10	0	0%	0	0%	0	0%	0	0%	0	0%	0	0%	0	0%
11	0	0%	0	0%	1	100%	0	0%	0	0%	0	0%	1	100%
12	0	0%	0	0%	0	0%	0	0%	0	0%	0	0%	0	0%
13	1	33%	0	0%	0	0%	0	0%	2	67%	0	0%	3	100%
14	14	8%	73	41%	37	21%	19	11%	27	15%	6	3%	176	100%
15	8	24%	13	38%	9	26%	1	3%	3	9%	0	0%	34	100%
16	6	22%	15	56%	6	22%	0	0%	0	0%	0	0%	27	100%
17	0	0%	0	0%	0	0%	0	0%	0	0%	0	0%	0	0%
18	0	0%	0	0%	0	0%	0	0%	0	0%	0	0%	0	0%
19	0	0%	0	0%	1	50%	0	0%	0	0%	1	50%	2	100%
20	0	0%	0	0%	0	0%	0	0%	0	0%	0	0%	0	0%
21	36	13%	55	20%	83	31%	34	13%	55	20%	6	2%	269	100%
22	0	0%	5	50%	1	10%	1	10%	3	30%	0	0%	10	100%
STATE	303	17%	633	35%	463	25%	196	11%	208	11%	18	1%	1,821	100%

¹ 2: In the 2nd Judicial District, DUI/DWAI cases may be filed in Denver County Court or District Court. Denver County Court filings are not included in the State Court system. Denver District Court probation sentences will be included in this annual report.

Note: Percentages may not total 100 percent because of rounding.

Table 112:
Colorado State Probation
Alcohol and Drug Driving Safety Program (ADDS)
Total Active DUI/DWAI Monitored Clients on June 30, 2019
Fiscal Year 2019

DISTRICT	NUMBER	Percent of the state total
1	8	0%
2 ¹	0	0%
3	24	1%
4	438	12%
5	478	14%
6	409	12%
7	426	12%
8	79	2%
9	561	16%
10	24	1%
11	15	0%
12	0	0%
13	6	0%
14	393	11%
15	59	2%
16	49	1%
17	2	0%
18	3	0%
19	9	0%
20	5	0%
21	539	15%
22	7	0%
STATE	3,534	100%

¹ 2: In the 2nd Judicial District, DUI/DWAI cases may be filed in Denver County Court or District Court. Denver County Court filings are not included in the State Court system. Denver District Court probation sentences will be included in this annual report.

Section IX: Glossary of Terms



Probation Glossary

Absconder:	Refers to a probationer who become a fugitive and is no longer compliant with probation supervision.
Adjudication:	Refers to a juvenile case indicating that the charges have been proven or the juvenile has pled guilty to committing a delinquent act. The equivalent for adult offenders is “conviction.”
Administrative Investigations:	A supplemental report to a Pre- Sentence Investigation Report addressing additional cases.
Administrative Closure:	Indicates a case that has been terminated from supervision in the jurisdiction indicated for miscellaneous reasons such as, “in custody in another jurisdiction.”
Administrative Client Risk Level:	An assigned supervision level indicating lower supervision need by probation because of other more intensive “supervision” being provided elsewhere (such as jail or an inpatient treatment facility) or minimal conditions of the sentence remain and more intensive supervision is no longer necessary.
Change of Venue:	Occurs when a juvenile has been transferred from one Colorado judicial district, where the offense occurred, to another where the juvenile will receive probation supervision. Change of Venue typically occurs because the juvenile resides in a jurisdiction other than where the offense took place.
Client Risk Level:	Probationers are classified using a risk assessment instrument. The primary instrument used for adults is the LSI (Level of Supervision Inventory). The primary juvenile instrument is the CJRA (Colorado Juvenile Risk Assessment). These instruments determine the level of supervision for a probationer (e.g. Maximum, Medium, and Minimum).
Courtesy Closure:	A case that has closed in the supervising jurisdiction and returned to the originating or sentencing district (adult only).
Courtesy Supervision:	Occurs when an adult probationer has received a probation sentence in one Colorado judicial district but will be supervised by the probation department in another Colorado judicial district because they reside in that jurisdiction. The originating district retains jurisdiction over the case.

Community Corrections: A community-based sentence that is more restricted than probation supervision but less restrictive than a secure facility. A community corrections sentence typically includes both a residential and non-residential component with supervision from a case manager. Because probation maintains jurisdiction over offenders sentenced to community corrections, they are also monitored by a probation officer (adult only).

Deferred Judgment and

Sentence/Adjudication: Refers to a case status in which the offender, (adult or juvenile) has entered a plea of guilty and, through an agreement with the district attorney and consent of the court, the case is continued for a set period of time. The offender is usually supervised by probation and upon successful completion of the deferred judgment the case is dismissed.

Direct File: A case filed by a District Attorney in which a juvenile is prosecuted as an adult.

Intake: The initial process for setting up the supervision of probationers in the absence of a pre-sentence investigation. The intake process typically entails a review of the Terms and Conditions of the probation sentence, an assessment of risk and needs, and initial referral for services.

Interstate: Refers to offenders who have committed crimes in a state other than where they reside. These offenders apply to have their supervision transferred to their state of residence and are screened by the Interstate Compact Office prior to acceptance of supervision.

Investigations: An investigative process conducted by probation officers prior to sentencing on a criminal offense. The information (e.g. risk for re-offense, service needs, criminal, social, education and substance abuse history, impact of the offense on victim(s) etc.) gathered during a pre-sentence investigation is used to inform sentencing decisions and supervision strategies.

Length of Stay: The period of time an offender is on probation supervision.

Monitoring: DUI/DWAI offenders who, as a part of their sentence, are required to have their compliance with court orders monitored by the probation department.

Revoked: The withdrawal of a probation sentence due to a new misdemeanor or felony offense or a technical violation of the Terms and Conditions of the probation sentence. Following a revocation of probation, the offender is re-sentenced by the court.

Success:	Successful terminations represent those offenders who meet their Terms and Conditions of their probation sentence and the length of their sentence has expired.
Technical Violation:	Occurs when a probationer has been non-compliant with the Term(s) and Condition(s) of probation for reasons other than a new crime (e.g. drug use, missed appointments etc).
Transfer Hearing:	A judicial proceeding in which the court makes a determination after a hearing to prosecute a juvenile as an adult.

Supreme Court Glossary of Terms

Civil Appeal-A written request to modify or reverse the judgment of a trial court or intermediate level appellate court in a civil case.

Criminal Appeal-A request to modify or reverse the judgment of a trial court or intermediate level appellate court in a criminal case.

Habeas Corpus-(Habeas corpus ad subjiciendum) “An independent civil action to determine not the guilt or innocence of the person held in custody, but whether the custody is unlawful. Common grounds for relief under the writ include a conviction based on illegally obtained evidence, a denial of effective assistance of counsel, or a conviction by a jury that was improperly selected and impaneled. Use of the writ is not limited to criminal matters. It is also available in civil matters, as, for example, to challenge a person's custody of a child or the institutionalization of a person declared incompetent.”

Interlocutories-An interlocutory appeal is one which is not determinable of the controversy, but which is necessary for a suitable adjudication of the merits. Colorado Appellate Rule 4.1 governs interlocutory appeals in criminal cases and provides that the state may file an interlocutory appeal in the Supreme Court from a district court ruling granting a motion in advance of the trial by the defendant for the return of property and to suppress evidence or to suppress an extra-judicial confession or admission. This is only one example of an interlocutory appeal.

Interrogatories-Pursuant to Article VI, section 3 of the state Constitution, the Court may be required to answer “important questions upon solemn occasions” propounded by the Governor, the Senate, or the House of Representatives. These questions are called “interrogatories.”

Judicial Discipline or Disability-Judges who are alleged to have engaged in misconduct or to be suffering from a disability which is or is likely to become of a permanent character may be subject to judicial discipline. The Colorado Commission on Judicial Discipline investigates such allegations and, if it concludes that the judge has engaged in misconduct or is disabled, it may recommend to the Supreme Court a range of sanctions, including removal of the judge from office, retirement of the judge for a disability, reprimand or censure of the judge, or assessment of costs against the judge.

Original Proceedings-Colorado Rules of Civil Procedure 21 provides the Colorado Supreme Court with discretion to exercise original jurisdiction in extraordinary circumstances where no other remedy is available. Original proceedings are used to test whether the trial court is proceeding without jurisdiction or in excess of its jurisdiction and to review a serious abuse of discretion when an appellate remedy would be inadequate. The remedy in an original proceeding takes the form of a special mandate from the Supreme Court addressed to an individual, official body, or lower court and may be used to restrain or compel the acts of a trial court. The Court issues a “rule to show cause” why the relief requested in the petition should not be granted. After considering the written briefs, the Supreme Court either makes the rule absolute (grants the relief requested) or discharges the rule (denies the relief requested).

Petitions in Certiorari-A writ of common law origin issued by a superior to an inferior court requiring the latter to produce a certified record of a particular case tried therein. The writ is generally issued so that the issuing court may inspect the proceedings and determine whether there have been any irregularities. Like the United States Supreme Court, the Colorado Supreme

Supreme Court Glossary of Terms

Court uses the writ as a discretionary device to choose which cases it wishes to hear. Colorado Appellate Rules 49-58 govern writs of certiorari.

Reapportionment-Article 5, section 48 of the state Constitution provides that after the decennial federal census, the senatorial districts and representative districts shall be established, revised, or altered, and the members of the senate and the house of representatives apportioned among them, by a Colorado reapportionment commission. The commission must publish a preliminary plan for reapportionment of the members of the general assembly and shall hold public hearings thereon. After the completion of such hearings, the commission must finalize its plan and submit the same to the Colorado Supreme Court for review and determination as to whether the plan meets constitutional standards. The Supreme Court must either approve the plan or return the plan and the court's reasons for disapproval to the commission. If the plan is returned, the commission shall revise and modify it to conform to the court's requirements and resubmit the plan to the court. If the plan is approved by the court, it shall be filed with the secretary of state for implementation.

Request for Stay Pending Appeal-A stay is a suspension of the case or some designated proceedings within it. Colorado Appellate Rule 8 governs stays pending appeal.

Rule 21.1-This rule of appellate procedure governs certification of questions of law to the Colorado Supreme Court by the United States Supreme Court, federal courts of appeals, federal district courts, and the federal Court of Claims. Under the rule, a certifying court may request that the Colorado Supreme Court answer a question of law if there is involved in any proceeding before the certifying court a question of state law which may be determinative of the cause pending and to which it appears that there is no controlling precedent in the Colorado Supreme Court's decisions.

Special Concurrences-An opinion in which a justice expresses agreement with the particular result in a given case while objecting to a line of reasoning. The special concurrence may relate to the majority opinion in its entirety or to the result only.

Statutory Reviews-Section 1-40-107, C.R.S., provides a mechanism by which registered electors who meet certain criteria and who believe that a ballot title contains multiple subjects may petition the Supreme Court to review the title board's action or decision.

Unauthorized Practice-The practice of law by one who is not licensed as an attorney in Colorado. The Supreme Court has the exclusive jurisdiction to define the practice of law and to prohibit the unauthorized practice of law within the state (see C.R.C.P. 229 through 240.1).

Trial Courts Glossary of Terms

Abatement of action-A suit, which has been quashed and ended.

Accord-A method of discharging a claim upon agreement by the parties to give and accept something in settlement of the claim.

Acquittal-The verdict of not guilty for a defendant in a criminal case.

Actual malice-To win a defamation suit, public officials or prominent people, such as political candidates or movie stars, must prove that the offender made a false statement with actual malice. This means the statement was made with knowledge that it was false or with serious doubts about whether it was true.

Addendum-An add-on to something. For example, on a court document, if changes need to be made or information added, a new document can be written up, signed, and filed as an addendum to the original document.

Administrator-An individual appointed by the court to manage the estate of a person who died without leaving a valid will.

Administrative Support Order-Cases in which the delegate child support unit (typically the department of social.

Adversary system-The system of trial practice in which each of the opposing parties has full opportunity to present and establish his/her contention before the court.

Advisement-The consultation of the court.

Affidavit-A written or printed statement of facts, made voluntarily, and confirmed by the oath or affirmation of the party making it, taken before a person having authority to administer such oath or affirmation by law.

Agent-A person who has received the power to act on behalf of another, bind that other person as if he or she were himself or herself making the decisions.

In Probate: An attorney in fact under a durable or non-durable power of attorney, an individual authorized to make decisions for another under the "Colorado Patient Autonomy Act".

Aggravated damages-Special and highly exceptional damages awarded by a court where the circumstances of the conduct have been particularly humiliating or malicious towards the Plaintiff/victim.

Alimony-Also called maintenance or spousal support in a divorce or separation. Money paid by one spouse to the other in order to provide financial support after a divorce or legal separation.

Allegation-The assertion, claim, declaration, or statement of a party to an action, made in a pleading, setting out what he/she expects to prove.

Trial Courts Glossary of Terms

Allocation of parental responsibilities-Commonly known as "custody". In divorce, legal separation, or custody actions regarding children, the Court will allocate parental rights and responsibilities for the care of the children.

Alternative Dispute Resolution (ADR)-Methods for resolving problems without going to court.

Ancillary Proceedings-A type of probate filing in which a probate case had been opened in another state, but the decedent had property in the state of Colorado.

Annulment-To make void or null; abolish; cancel; invalidate a marriage. The legal term is "Declaration of Invalidity of Marriage".

Answer-The pleading in a civil suit by which the defendant admits, denies or otherwise controverts the sufficiency of the allegations of facts set forth in the plaintiff's petition. It also contains defenses the defendant may have to the plaintiff's allegations.

Appeal-A request by the losing party in a lawsuit for a higher court to review a lower court decision.

Appearance-When you physically appear or show up in Court.

Appellant-The party who appeals a trial court decision that he/she/it has lost.

Appellee-In some jurisdictions the name used for the party who has won at the trial court level, but the loser (appellant) has appealed the decision to a higher court. Thus, the **appellee** has to file a response to the legal brief filed by the appellant. In many jurisdictions the appellee is called the "respondent."

Applicant-A person who files an Application for Informal Appointment of a Personal Representative.

Application-A written request to the registrar for an order of informal probate or appointment under informal probate and appointment proceedings.

Appurtenance-Something that, although detached, stands as part of another thing. An attachment or appendage to something else. Used often in real estate context where an "appurtenance" may be, for example, a right of way over water – although physically detached, is part of the legal rights of the owner of another property.

Arbitration-The referral of a dispute to an impartial third person chosen by the parties to the dispute. The parties agree in advance to abide by the arbitrator's decision following a hearing at which both parties have an opportunity to be heard. Sometimes three persons sit as an arbitration panel.

Arrears-A debt that is not paid on the due date adds up and accumulates as "arrears."

Trial Courts Glossary of Terms

Assignment-The transfer of legal rights, such as the time left on a lease, from one person to another.

Assumption of risk-A defense raised in personal injury lawsuits. Asserts that the plaintiff knew that a particular activity was dangerous and thus bears all responsibility for any injury that resulted.

Attachment-An additional or supplementary remedy that allows the plaintiff to place a lien on property belonging to the defendant to make sure there will be means of satisfying (paying) a judgment that may be entered in a civil case.

Bad faith-Intent to deceive. Dishonesty or fraud in a transaction, such as entering into an agreement with no intention of ever living up to its terms or knowingly misrepresenting the quality of something that is being bought or sold.

Bailiff-Court employee whose duty is to keep order in the courtroom.

Bankruptcy-A process governed by federal law to help when people cannot or will not pay their debts.

Bench warrant-An order issued by a judge for the arrest of a person.

Bigamy-A person who enters into a marriage with one person while still legally married to another.

Bill of particulars-A written statement specifying the details of the demand set forth in the petition in a civil action.

Binder-An outline of the basic terms of a proposed sales contract between a buyer and a seller.

Bond-Money or property given to the court to hold a hearing date or to get someone out of jail.

Breach of contract-The failure to do what one promised to do under a contract. Proving a breach of contract is a prerequisite of any suit for damages based on the contract.

Breach of trust-Any act or omission on the part of the trustee, which is inconsistent with the terms of the trust agreement; or the law of trusts. A prime example is the redirecting of trust property from the trust to the trustee, personally.

Breach of warranty- A civil case in which a plaintiff claims that a product does not perform as represented.

Brief-A written statement by counsel summarizing the facts of a case, the pertinent laws, and arguments of how the law applies to the facts supporting the lawyer's position.

Burden of proof-In civil cases, the plaintiff must prove her/his case with a "preponderance of evidence."

Trial Courts Glossary of Terms

Buy-Sell agreement-An agreement among business partners that specifies how shares in the business are to be transferred in the case of a co-owner's death.

C.A.R.-Abbreviation for "Colorado Appellate Rules".

C.R.S.- C.R.C.C.P.: Abbreviation for Colorado Rules of County Civil Procedure.

C.R.S.- C.R.C.P. Abbreviation for Colorado Rules of Civil Procedure.

C.R.S.-Abbreviation for "Colorado Revised Statutes".

Capacity-A legal qualification, such as legal age, that determines one's ability to sue or be sued, to enter into a binding contract, etc.; or the mental ability to understand the nature and effect of one's acts.

Case law-Law based on previous verdicts and written judicial decisions.

Case management order-An order by the court that outlines the steps the parties must follow for their case to continue.

Cease and desist order-An order of an administrative agency or court prohibiting a person or business from continuing a particular course of conduct.

Certificate of Service-An area on a court form, usually at the end of the form, where you tell the court how and when you provided a copy of the court form to the other person in the case, before or directly after you gave the form to the court.

Certified copies-A copy obtained from the court that is certified by the clerk to be an authentic copy of the court record.

Change of venue-When a court case is moved from one location to another, usually because of a question of fairness.

Chapter 13 bankruptcy-A type of bankruptcy in which a person keeps his assets and pays creditors according to an approved plan.

Chapter 7 bankruptcy-A type of bankruptcy in which a person's assets are liquidated (collected and sold) and the proceeds are distributed to the creditors.

Character evidence-Proof or testimony given about another person's moral standing, general character, and reputation.

Charging lien-Entitles a lawyer who has sued someone on a client's behalf the right to be paid from the proceeds of the lawsuit, if there are any, before the client receives those proceeds.

Charter-A city's organic law, which means the law concerning a city issue will trump a state law governing the same issue.

Trial Courts Glossary of Terms

Chattel-Moveable or transferable property; especially personal property.

Child and Family Investigator (CFI)-A court-appointed expert that investigates and writes a report to the Judge as to the children's best interests in a controversial divorce or custody case.

Child support-Money paid by a parent to the person with custody of the child(ren) to help meet the financial needs of their child(ren).

Child Support Enforcement (CSE)-A government agency that assists in collecting current and past-due child support. CSE also helps in establishing new support orders and paternity.
Circumstantial evidence-Evidence that implies something occurred but does not directly prove it.

Citation-An order to appear in court at a certain place and time. Issuance of a citation is not an arrest.

Civil action-A non-criminal proceeding designed to resolve disputes between individuals and/or businesses.

Civil Protection Orders: (Prior to 7/1/03, known as Restraining Orders). District and county courts have original concurrent jurisdiction to issue temporary or permanent civil Protection orders for any of the following purposes: 1) to prevent assaults and threatened bodily harm; 2) to prevent domestic abuse; 3) to prevent emotional abuse of the elderly; and 4) to prevent stalking (See 13-14-102 C.R.S. and 13-1-136 C.R.S. and C.R.C.C.P. Rule 365).

Civil Union-Civil union" means a relationship established by two eligible persons that entitles them to receive the benefits and protections and be subject to the responsibilities of spouses. C.R.S. 14-15-103

Claim-To demand or assert as a right. Facts that combine to give rise to a legally enforceable right or judicial action. Demand for relief. A claim is something that one party owes another. Someone may make a legal claim for money, or property.

Claimant-A person or entity to whom the decedent of the estate has a financial or other obligation also known as a *creditor*.

Class action suit-A lawsuit in which one or more parties file a complaint on behalf of themselves and all other people who are "similarly situated" (suffering from the same problem).

Often used when a large number of people have comparable claims.

Clear and convincing evidence-Evidence indicating that the thing to be proved is highly probably or reasonably certain. This requires more than a "preponderance of the evidence" but less than "beyond a reasonable doubt."

Clerk and Recorder-The Clerk and Recorder issues and records marriage licenses, records all real estate transactions, issues liquor licenses, registers voters, manages all primary,

Trial Courts Glossary of Terms

general and county elections, and sometimes city and school district elections. The Clerk and Recorder also operates the Motor Vehicle Divisions in the State of Colorado for titling vehicles and issuing license plates. There is a Clerk and Recorder in each county in Colorado.

Closing arguments-The final statements in a trial arguing for the evidence you presented or against the evidence the other side presented. This is your final chance to persuade the Judge or jury.

Co-petitioner-A person who jointly completes, signs, and files a written Petition, or a written application to the Court with the Petitioner, asking for specific action to be taken.

Coercion-Compulsion by physical force or threat of physical force; an act, such as signing a will under coercion, is not legally valid.

Cohabitation-A living arrangement in which an unwed couple live together in an intimate relationship that resembles a marriage.

Collateral-An asset that a borrower agrees to give up if he or she fails to repay a loan.

Collateral estoppel-In civil litigation, an affirmative defense to a claim that bars a party from relitigating an issue determined in an earlier action, even if the two actions significantly differ from one another.

Collusion-A secret agreement between two or more persons, who seem to have conflicting interests, to abuse the law or the legal system, deceive a court or to defraud a third party.

Colorado Rules of Professional Conduct-The rules of conduct that govern the legal profession. The rules contain general ethical guidelines and specific rules written by the American Bar Association and adopted by the Colorado Supreme Court.

Comity-A code of etiquette that governs the interactions of courts in different states, localities and foreign countries. Courts generally agree to defer scheduling a trial if the same issues are being tried in a court in another jurisdiction. In addition, courts in this country agree to recognize and enforce the valid legal contracts and court orders of other countries.

Common law marriage-A marriage that takes legal effect, without license or ceremony, when a couple live together as husband and wife, intend to be married and hold themselves out to others as a married couple.

Community property-Property purchased or received by a couple during their marriage.

Comparative negligence-Also called comparative fault. The doctrine by which acts of opposing parties are compared in fault on a percentage basis. A party who is 50 percent or more at fault cannot recover. A party who is less than 50 percent at fault may recover, but at the reduced percentage.

Compensatory damages-Money awarded to reimburse actual costs, such as medical bills and lost wages. Also awarded for things that are harder to measure, such as pain and suffering.

Trial Courts Glossary of Terms

Complainant-In civil cases, the person who initiates a lawsuit. In criminal cases, the chief or only witness for the prosecution may sometimes be referred to as the complainant.

Complaint-In a civil action, the document that initiates a lawsuit. The complaint outlines the alleged facts and reason for the case. In a criminal action, a complaint is the preliminary charges filed against a defendant, usually filed by the police or court.

Concurrent jurisdiction-A situation where more than one court has jurisdiction over the same subject matter. Usually the first court that takes the case obtains jurisdiction.

Condemnation-A civil case in which the plaintiff, usually the Department of Transportation but may be a city or state district, is asking that property be condemned and taken so that it may be put to that department's use (See §38-3-105 C.R.S.)..

Confidentiality-The state of having the release of certain information restricted. It is the relationship between a lawyer and a client, guardian and ward, or between spouses, with regard to the trust that is placed in the one by the other.

Conflict of interest-A conflict of interest occurs when a person or organization has a responsibility to two or more people or organizations at the same time, but doing the best thing for one may harm the other.

Contempt of court-A process brought before the Court to enforce non-compliance the existing order by one or more of the parties.

Continuance-The postponement of a court case for another time or day.

Contract-An agreement between two or more parties creating obligations enforceable or otherwise recognizable at law.

Contributory negligence-In any action based upon the negligence of the defendant, the plaintiff's own contributory negligence may either defeat or reduce the amount of recovery.

Conviction-A finding that the defendant is guilty in a criminal case.

Copyright-A person's property right to prevent others from copying works that they have written, authored or otherwise created.

Corroborating evidence-Additional evidence which strengthens or confirms already existing evidence.

Counterclaim-After a lawsuit is filed, a claim for relief brought by a defendant against the plaintiff, particularly a claim in opposition to or as a setoff against the plaintiff's claim.

County Court Counter Claim: A civil case in which a defendant desires to counterclaim against the Plaintiff. In County Court if the counterclaim exceeds the jurisdiction of County Court, a transfer of the case to District Court may be requested by the defendant or made automatically by the court (See C.R.C.P. 313).

Trial Courts Glossary of Terms

Court of record-Any court that makes a record of the proceedings.

County Felony-Criminal felony cases that have preliminary work done at the county court level before being bound over (sent) to district court.

Covenant- Provisions in a deed limiting the use of the property and prohibiting certain uses. Breach of covenant claims are usually filed by homeowner's associations.

Creditor-A person or entity to whom the decedent of the estate has a financial or other obligation also known as a *claimant*.

Cross-claim-A claim by one defendant against another defendant.

Cross-examination-Questioning of the other party's witness.

Custodian-The person appointed to manage and dispense funds for a child without constricting court supervision and accounting requirements.

Custody-In family law cases, it is also known as allocation of parental responsibilities, and refers to decision-making and parenting time. In criminal cases, this means the restraint of a person's freedom in any significant way. Someone in jail is considered to be "in custody".

Cyberstalking-The act of threatening, harassing or annoying someone throughout cyberspace, with the intent of placing the recipient in fear that the person threatening will injure that person or the person's family or household.

Damages-The monetary compensation which may be recovered by a party for personal injury, or loss or damage to one's property or rights as a result of another party's unlawful act or negligence.

Debtor-A person who owes money, goods or services to another.

Decedent-A person who has passed away.

Declaratory Judgment- A civil case in which the plaintiff is asking the court to declare (order) something. It is used to settle and gain relief from uncertainty with respect to rights, status, or other legal relations.

Decree-The final order of the Court that disposes of or ends the marriage or legal separation proceedings.

Deed-A written legal document that describes a piece of property and outlines its boundaries. The seller of a property transfers ownership by delivering the deed to the buyer in exchange for an agreed upon sum of money.

Trial Courts Glossary of Terms

Default-If the defendant does NOT appear at the time of the hearing or file an answer, the Court may enter “default” or “failure to appear/answer” which entitles the plaintiff to all relief asked for in the complaint (i.e. money, possession of property, etc.).

Default judgment-When a party against whom a judgment for affirmative relief is sought has failed to plead or otherwise defend, she/he is in default and a judgment by default may be entered by the clerk of court.

Defendant-The person that is being sued or the person charged with a crime in a criminal case.

Dependency and Neglect- A child is dependent or neglected if a parent, guardian, or legal custodian has abandoned the child or has subjected the child to mistreatment or abuse, whether the parent is or is not at fault. In addition, a child is dependent or neglected if the child has run away from home or is beyond the control of their parents (For other examples, see §19-3-102 C.R.S.).

Depose-To make a deposition, to give evidence in the shape of a deposition, to make statements which are written down and sworn to; to give testimony which is reduced to writing by a duly qualified officer and sworn to by the deponent.

Deposition-The testimony of a witness, taken in writing, under oath or affirmation, in answer to questions. This is held out of court with no Judge present, but the answers often can be used as evidence in the trial.

Determination of Interests- A civil case in which the plaintiff asks the court to determine his or her interest in something. (*e.g. two attorneys have been partners in a law practice. Now the partnership is being dissolved, and the attorneys cannot agree on who gets what, for example: furniture, computer, client list, etc.*).

Devisee-A person or entity designated in a Will to receive real or personal property.

Diligent efforts-Steady, persistent efforts to locate an individual to complete personal service, including contacting friends, family, business associates; completing an internet search; and attempting personal service by a Process Server, Police Department or Sheriff's Office.

Dismissal with prejudice-A dismissal "with prejudice" bars refiling of the lawsuit or charge.

Dismissal without prejudice-The dismissal of a case while allowing the party to sue again on the same cause of action at some future time.

Disposition- The final settlement of a matter, and with reference to decisions announced by a court, a judge's ruling is commonly referred to as a disposition.

Dissolution-Often used in divorce cases. Ending a marriage or civil union.

Trial Courts Glossary of Terms

Distrain Warrant- A filing by the State Department of Revenue for a judgment for outstanding State

Taxes that allows for a lien to be placed on the debtor's assets.

District Court-District Courts hear civil cases in any amount, as well as domestic relations, criminal, juvenile, probate, and mental health cases. District court decisions may be appealed to the Colorado Court of Appeals (in some cases directly to the Colorado Supreme Court).

Docket-The schedule of court proceedings.

Domicile-The permanent residence of a person, a place to which, even if he/she were temporary absence, they intend to return. In law, it is said that a person may have many residences but only one domicile.

Duces tecum-Latin meaning "bring with you". Used most frequently for a subpoena (as in "subpoena duces tecum") which seeks not the appearance of a person before a court but the surrender of a thing (document or some other evidence) by its holder, to the court, to serve as evidence in a trial.

Due process-A fundamental, constitutional guarantee that all legal proceedings will be fair and that one will be given notice of the proceedings and an opportunity to be heard before the government acts to take away one's life, liberty, or property.

Duress-Where a person is prevented from acting (or not acting) according to their free will, by threats or force or force of another, it is said to be "Under Duress".

Early neutral evaluation-An early intervention in a lawsuit by a court appointed evaluator, to narrow, eliminate, and simplify issues and to assist in case planning and management. Settlement of the case may occur.

Easement-Gives one party the right to go onto another party's property. Utilities often get easements.

Emancipation-The freeing of a minor child from the control or custody of his or her parent(s) and allowing the minor to live on his or her own or under the control of others. It usually applies to adolescents who leave their parents' household by agreement or demand. Emancipation may also end the responsibility of a parent for the acts of a child, including debts, negligence, or criminal acts.

En banc-A session in which the entire membership of the court participates in a decision.

Encumbrance-Any claim or restriction on a property's title.

Enjoin-To order a person to perform, or to abstain and desist from performing a specified act or course of conduct.

Escrow-Money or documents, such as a deed or title, held by a third party until the conditions of an agreement are met. For instance, pending the completion of a real estate transaction, the deed to the property will be held "in escrow."

Trial Courts Glossary of Terms

Estate-All property owned by a person on the date of death that is subject to probate.

Eviction-Legally removing someone from a property, like an apartment or house, because they aren't paying rent or aren't following the rules in a lease.

Evidence-The testimony, writings, material objects, or other things presented to the senses that are offered to prove the existence or nonexistence of a fact.

Ex parte-Latin that means "by or for one party." A proceeding in which only one party takes part.

Exemplified-Copy of a court document with court seals from the out-of-state Court verifying the authenticity of the document.

Exhibit-A paper document or other physical object or photograph introduced into evidence to prove or deny a claim during a trial, hearing, or deposition.

Exigent circumstances-Emergency conditions.

Expedited Placement- A dependency and neglect case in which at least one child of the family is under the age of 6 years on the date the petition is filed qualifies as an Expedited Permanency Planning (EPP) case (§19-3-104 C.R.S.).

Expert witness-A witness with a specialized knowledge of a subject who is allowed to discuss an event in court even though he or she was not present.

Expunge-To physically erase, to white or strike out. To "expunge" something from a court record means to remove every reference to it. In juvenile delinquency records, "such records are deemed never to have existed".

Extortion-Forcing a person to give up property through the use of violence, fear or under pretense of authority.

Fact-finder-The person or persons who make(s) determinations regarding the facts that are disputed by the parties in a case. When a trial involves a jury, the jurors are the fact-finders. If there is no jury, then the judge or magistrate is the fact-finder.

Fact-finding-An investigation of a dispute by a neutral third party who examines the issues and facts in a case, and who may or may not recommend settlement procedures.

Family Court Facilitator-An individual who assists with domestic relations cases and conducts Initial Status Conferences. The Family Court Facilitator can help you understand what you need to do during your case, answer questions, and give you instructions about the next steps in your case. The Family Court Facilitator cannot give legal advice.

Family Support Registry-The central payment processing center for the State of Colorado for child support and maintenance (spousal/partner support)

Trial Courts Glossary of Terms

Felony-A crime punishable by imprisonment or by death in a state penal institution.

Fiduciary-A person having a legal relationship of trust and confidence to another and having a duty to act primarily for the other's benefit, e.g., a guardian or trustee.

File-To deposit with the clerk of the court a written complaint or petition which is the opening step in a lawsuit and subsequent documents, including an answer, motions, petitions, orders etc.

A record of the court. A paper is said to be **filed** when it is delivered to the court to be kept on file as a matter of record and reference.

Forcible Entry and Detainer-Eviction; a civil case in which the plaintiff is seeking to regain possession of leased.

Foreclosure-When a borrower cannot repay a loan on a piece of property, like a house or condominium, and the lender asks the court for an order to force the sale of the property.

Foreclosure other than Rule 120- A legal proceeding to terminate a mortgager's interest in property, instituted by the lender either to gain title or to force a sale in order to satisfy the unpaid debt secured by the property (See §38-38-701 C.R.S.).

Foreign judgment-Any judgment, decree, or order of a court of the United States or of any other courts outside of Colorado that should be honored and given effect by Colorado courts. (Civil protection orders issued by other states are not considered foreign judgments and have their own process and rules for enforcement, found in C.R.S. § 13-14-104.)

Forgery-A false document, signature, or other imitation of an object of value used with the intention to deceive another into believing it is the real thing.

Formal-Opening an estate after prior notice to Interested Persons.

Fraud-Intentionally deceiving someone and causing that person to suffer a loss.

Fugitive-A person who runs away to avoid arrest, prosecution or imprisonment.

Gag order-A judge's order prohibiting the attorneys and parties in a pending lawsuit or criminal prosecution from talking about the case to the media or the public.

Garnishee-The person or entity (often a bank or employer) that receives a court order garnishing wages or funds it owes to a debtor.

Garnishment-A court-ordered procedure for taking money or property from someone to satisfy a debt. For example, a debtor's wages might be garnished to pay child support, back taxes, or a lawsuit judgment.

Good faith-Honestly and without deception.

Trial Courts Glossary of Terms

Goods Sold and Delivered- A civil case in which the plaintiff claims that defendant purchased products, not services, but has failed to pay for them.

Grand jury-A panel of members of the public chosen from regular jury pool lists. This panel determines whether there is enough evidence to charge someone for a serious crime. Any charges issued by a grand jury are called indictments.

Green card-Also known as a permanent resident card. A Green Card holder is an immigrant who has become a lawful permanent resident of the U.S., and who can work legally, travel abroad and return, apply for permission for his/her spouse and children to immigrate to the U.S., and become eligible for citizenship.

Gross negligence-Refers to actions or inactions where there was a failure to use even the slightest amount of care in a way that shows recklessness or willful disregard for the safety of others.

Guardian-A person who is trusted by law with the care of another person or property of another, or both, as a minor or someone legally incapable of managing his or her own affairs.

Guardian ad litem-A court-appointed representative who is to defend or protect the interest of a person under legal disability, such as a child or incompetent individual involved in a legal court proceeding.

Guardianship-The office, duty, or authority of a guardian.

Habeas corpus-Latin phrase meaning "you have the body". A Writ of Habeas Corpus is an order to bring a person before the court.

Habitual offender-Also known as a "recidivist." A person who is convicted and sentenced for multiple crimes over a period of time and even after serving sentences of incarceration, demonstrating a tendency toward criminal conduct.

Harassment-Used in variety of legal contexts to describe words, gestures, and actions which tend to annoy, alarm and abuse (verbally) another person.

Hearing-Any proceeding before a judge or other magistrate without a jury in which evidence and/or argument is presented to determine some issue of fact or both issues of fact and law. While technically a trial with a judge sitting without a jury fits the definition, a hearing usually refers to brief sessions involving a specific question at some time prior to the trial itself.

Hearsay-A written or spoken statement that was made outside of the court by someone other than the person testifying about that statement.

Heir-Person entitled to the property of the Decedent under statutes of Intestate Succession.

Heirs-Persons who are entitled by law to inherit the property of the deceased if there is no will specifying how the property should be divided.

Trial Courts Glossary of Terms

Holographic will-An un-witnessed handwritten will. A few states, including Colorado, allow such documents to be admitted to probate, but most courts are very reluctant to accept them.

Homicide-The killing of one human being by the act, procurement, or omission of another. A person is guilty of criminal homicide if he purposely, knowingly, recklessly or negligently causes the death of another human being. Criminal homicide is murder, manslaughter or negligent homicide.

Hostile witness-A witness who testifies against the party who has called the person to testify. The hostile witness may be asked leading questions, as in cross-examination.

Hung jury-A divided jury that cannot agree on a unanimous verdict.

Illicit-Not permitted or allowed; unlawful.

Immaterial-Not essential or necessary, not important or pertinent; without weight; of no significance.

Immunity-Freedom from duty or penalty; exemption, as from serving in an office or performing duties that the law generally requires other citizens to perform.

Impanel-All the steps of determining and forming the jury in the trial of a particular case.

Impaired mental condition-A condition of the mind, caused by mental disease or defect, which does not rise to the level of insanity but prevents the person from forming the mental state required to find him or her guilty of the crime. If he or she is found not guilty because of impaired mental condition, they may be committed to the Department of Institutions.

Impeach-To accuse or deny or contradict. To call into question the truthfulness of a witness through other evidence that shows that the witness should not be believed.

Implied consent laws-Laws adopted by all states that apply to testing for alcohol in the blood, breath or urine. The principle underlying these laws is that any licensed driver who operates a vehicle has consented to submit to approved tests to show intoxication.

In camera-In chambers; in private. A cause is said to be heard *in camera* either when the hearing is had before the judge in his/her private room or when all spectators are excluded from the courtroom.

Inadmissible-Information which, under the established rules of evidence, cannot be admitted or received by the court.

Incapacitated person-A person who is unable to effectively receive and/or evaluate information or make or communicate decisions to such a degree that the individual lacks the ability to take care of his/her basic needs of physical health, safety or self-care.

Incarceration-Imprisonment or confinement in a jail or prison.

Trial Courts Glossary of Terms

Incest-Any person who knowingly marries, inflicts sexual penetration, or sexual intrusion on an ancestor or descendant, including a natural child, child by adoption, or stepchild twenty-one years of age or older, a brother or sister of the whole or half blood, or an uncle, aunt, nephew or niece of whole blood.

Incoming Registration of Support-A domestic case in which a person had a Support Order that was entered in another state and he/she wants to enforce the case here, generally to modify the support order or to issue garnishments or wage assignments.

Incompetent-When someone is unable or unqualified to do something. The term also refers to someone who lacks the legal ability to stand trial or to testify, i.e., unqualified to testify.

Indictment-The formal written accusation of a crime made by a grand jury and presented to a court for prosecution against the accused person; the act or process of preparing or bringing the formal written accusation.

Indigent-A person meeting certain standards of poverty and, thereby, qualifying for waiver of fees or court-appointed counsel.

Informal-Opening an estate without prior notice of Interested Persons.

Informed consent-A person's agreement to allow something to happen or made with full knowledge of the risks involved and the alternatives.

Infraction-A violation, usually of a rule or local ordinance and usually not punishable by jail time.

Infringement-An act that interferes with one of the exclusive rights of a patent, copyright or trademark owner.

Initial Status Conference-A date for you to come to court to meet with a Family Court Facilitator who will help you understand what you need to do during your case, answer your questions, and give you instructions about the next steps in your case. However, you will not be given any legal advice.

Injunctive Relief- Plaintiff asks the court to restrain or enjoin another party from taking an action that may cause harm or result in injury, loss or damage to the plaintiff. May also include a temporary protection order. (See C.R.C.P. 65).

Injunction-A court order directing a person to keep oneself from doing something or ordering the person to do something.

Intent-The state of mind accompanying an act, especially a forbidden act. While motive is the reason for doing some act, intent is the mental resolution or determination to do it.

Interested persons-Person identified by Colorado Law who must be given notice of a court proceeding. The term may include heirs, children, spouse, devisees, beneficiaries, creditors,

Trial Courts Glossary of Terms

claimants and persons having priority to serve as personal representative, depending on the circumstances.

Interlocutory-Refers to an order, judgment or appeal, that is temporary and issued or taken while the case is still pending and is not final.

Interrogatories-A written set of questions, submitted to an opposing party in a lawsuit as part of discovery, or served on a judgment debtor by a judgment creditor trying to collect a debt. Interrogatories must be answered in writing and under oath.

Intervenor-A person who voluntarily enters into an action or other proceedings with the approval of the court.

Intestate-An estate in which the person (decedent) did not live a will.

Intestate formal-Formal probate proceedings, with no will involved, may be commenced by an interested person filing a petition and, after notice and hearing, the court enters an order, adjudicates intestacy, determines heirs and appoints a personal representative.

Intestate Informal- Informal probate proceedings, with no will involved, may be commenced by an interested person filing an application for informal appointment.

Intestate succession-By Colorado law, a list of who will inherit the property when someone dies without a will.

Irrevocable trust-A trust that cannot be terminated by the settlor (the person who created the trust) once it's created.

Jeopardy-The risk of conviction and punishment that a criminal defendant faces at trial.

Joinder-The combining of parties or claims in a single lawsuit. Joinder can be either necessary or permissive.

Joint tenancy-Ownership by two or more people of the same property. This property may be real estate, cash or other items.

Judgment-A court's final determination of the rights and obligations of the parties in a case. The term includes a decree and any order that can be appealed.

Judgment creditor-The person(s), company or group who should receive a specific amount of money according to the Court's order.

Judgment debtor-The person(s), company or group who owes a specific amount of money according to the Court's order.

Jurisdiction-A court's power to decide a case or issue a decree.

Trial Courts Glossary of Terms

Jury-A group of persons selected according to law and given the power to decide questions of fact and return a verdict in a court case.

Justice-The fair and proper administration of laws. It can also refer to a judge, especially of an appellate court.

Juvenile-A person who has not reached the age of majority, usually 18.

Juvenile delinquent-An underage person that has committed a crime in states where by law a minor lacks responsibility and may not be sentenced as an adult.

Legal Separation-A court order granting the right to live apart, with the rights and obligations of divorced persons, but without divorce. The order can include issues relating to child custody, alimony, child support, division of property and debts.

Letters-A document issued by the Court, identifying the authority of the Personal Representative.

Levy-A legal process to obtain property or cash from the judgment debtor to satisfy a judgment.

Liability-Any legal responsibility, duty or obligation.

Lien-A claim that a person has upon the property of another as security for a debt owed.

Litigant-A party to a lawsuit, one who is engaged in litigation, usually referred to active parties in a case.

Litigation-A lawsuit, legal action, including all proceedings therein.

Magistrate-A person other than a judge authorized by Colorado law or by Colorado court rules to make orders or judgments in court proceedings, like trials or hearings.

Maintenance-Maintenance is the new term for "alimony" or "spousal/partner support". Maintenance is financial support paid to a former spouse or partner.

Mandate-A command, order or direction, written or spoken which the court is authorized to give and a person is must obey.

May-In legal terms, "may" is defined as "optional" or "can".

Mechanics' Lien-Plaintiff has provided goods and/or services on a property (real property) for which he or she has not been paid and plaintiff has subsequently filed a lien against the property to ensure payment. (See §38-22-101 C.R.S.).

Mediation-A trained neutral person helps people involved in a court case reach their own solution.

Trial Courts Glossary of Terms

Minor-A person who does not have the legal rights of an adult. Someone who has not yet reached the age of majority which in most states is the age of 18.

Misdemeanor- A criminal offense punishable by a sentence in the county jail.

Mistrial-A trial ended before a verdict is reached because of a basic error that is harmful to the defendant.

Modification-Any change to a current court order or decree.

Money- A civil case in which the plaintiff claims a demand for money owed.

Money judgment-Part of a judgment that requires the payment of money by one party (the judgment debtor) to another (the judgment creditor).

Moot-An issue which no longer is important.

Motion-A written or oral request a party makes to the Court for a specified ruling or order.

Motion in limine-A written motion which is usually made before or after the beginning of a jury trial for a protective order against extremely harmful evidence.

Motion to suppress-A motion asking that allegedly secured illegal evidence be left out of the trial.

Nominee-The person seeking appointment as Personal Representative.

Notary Public-A person authorized by the state in which the person resides to certify documents. The signature and seal or stamp of a notary public is necessary to attest to the oath of truth of a person making an affidavit and to attest that a person has acknowledged that he/she executed a deed, power of attorney or other document, and is required for recording in public records

Note- A civil case in which the plaintiff claims defendant has signed a note (a borrower's legally binding written promise to repay a debt to a lender on a specified date) and has defaulted on the payment for that note.

Oath-A serious affirmation or promise to tell the truth or to take a certain action.

Order-A formal written direction given by a judge or magistrate.

Outgoing Registration of UIFSA- An administrative order filed by the Department of Health Services that they want to have enforced in another state.

Parental responsibility-This term includes both parenting time and decision-making responsibilities regarding the children. (The term "Custody" is no longer used.)

Parental Rights-In the State of Colorado the freedom to decide who cares for children and how. Also includes the freedom to decide how to spend time with a son or daughter, including

Trial Courts Glossary of Terms

activities and time, in order to raise a child. Decisions about school, religion, and medical treatment are included.

Parenting plan-A written document that identifies decision-making responsibilities, parenting time, relocation, child support, and child tax exemption relating to the children in a divorce or custody case.

Parenting time-Also known as "**Visitation**". The right of a parent to spend time with their children by order of the Court.

Party-One of the participants in a lawsuit or other legal proceeding who has an interest in the outcome.

Paternity-A specific man being the natural or biological father of a child.

Payable on Death (POD)-A bank account that names a specific person as beneficiary of all funds once the account holder dies. Probate is not necessary.

Permanent Protection Order (PPO)-An order granting continuous protection to prevent assaults and threatened bodily harm, domestic abuse, emotional abuse and stalking.

Person in Interest-Property owner or other individual or group named as the landlord on a lease or person who has some sort of involvement or investment in the rental or home.

Personal representative-A person at least 21, resident or non-resident of Colorado, who has been appointed to administer the estate of the Decedent and may also be referred to as an Executor/Executrix.

Personal Service-Delivering a summons, complaint, or other legal document which must be served by handing it directly to the person named in the document.

Petition-A written application to the Court asking for specific action to be taken.

Petitioner-A person who is completing and filing a written Petition (application) with the Court

In Probate: A person who files a Petition for Formal Appointment of Personal Representative and/or Determination of Heirs.

Plaintiff-The person who starts a lawsuit. This person may also be known as "claimant", "petitioner", or "applicant".

Pleading-The formal presentation of claims and defenses by parties to a lawsuit. The specific papers by which the allegations of parties to a lawsuit are presented in proper form; specifically, the complaint of a plaintiff and the answer of a defendant plus any additional responses to those papers that are authorized by law.

Power of Attorney-A written document in which one person appoints another person to act as an agent on his or her behalf, giving authority to perform certain acts or functions.

Trial Courts Glossary of Terms

Prenuptial agreement-A written agreement setting out terms of the relationship for the division of property and financial issues for a couple who are about to live together or marry should the relationship or marriage later be dissolved.

Pro bono-For the good; used to describe work or services done or performed free of charge.

Pro se- (pronounced pro say) Latin phrase that means "for himself." A person who represents himself in court alone without the help of a lawyer is said to appear pro se.

Probate-A type of court case or area of law that focuses on guardianships, conservatorships, or division of a person's property after death.

Process Server-A person who serves or delivers legal paperwork.

Promissory note-A written document in which a borrower agrees (promises) to pay back money to a lender according to specified terms

Public Administrator Statement-A type of probate filing. The public administrator files statements of accounts in small estates.

Public Notice-Document which is submitted to the local newspaper (that must meet the qualifications of a legal publication) to publish notice of a requested name change.

Public Trustee-In Colorado, an individual appointed by the Governor that keeps deeds of trusts related to real estate, handles the sale of foreclosed real estate, and collects taxes related to real estate. A public trustee is appointed in each county or the treasurer in the county acts as public trustee.

Public Utilities Commission- A review of a decision by the Public Utilities Commission for the purpose of having the lawfulness of the final decision inquired into and determined. (See §40-6-115 C.R.S.).

Publication-A method of providing legal notice, conveying or making information generally known to the public, usually by means of an approved newspaper in the appropriate county or district.

Real property-Land and all the things that are attached to it, like a garage or barn. Anything that is not real property is personal property. Personal property is anything that isn't nailed down, dug into, or built onto the land. A house is real property, but a dining room set is not.

Registered Agent-A person authorized to accept Service of Process for a corporation.

Registration of Foreign Decree- When a party to a domestic relations case, filed in another state, seeks to register (or file) an out-of-state case into the State of Colorado for purposes of enforcement. (See §14-11-101 C.R.S.).

Replevin-Legal way to get property back from a person who has wrongfully taken or kept property. You must have had or have the right to keep to the property.

Trial Courts Glossary of Terms

Respondent-A person who has been named in a court case, and was served legal documents that were started and given to the Court by another person, known as the "Petitioner". If the Respondent wishes to have a say in the case they must file or give a response to the Court.

Return of Service-Written proof under oath by a process server saying that they delivered legal documents (such as a summons and complaint). "Return of Service" is also referred to as "Proof of Service".

Right of Survivorship-When property is owned by two or more people and one of the owners dies, his or her share goes to the remaining owners without needing to open a probate case.

Rule 105 Quiet Title- Plaintiff asks the court to determine the rights of all parties with respect to real property and its possession (See C.R.C.P. 105 and C.R.C.P. 105.1(b)).

Rule 106 Writs/Contempt-A civil case brought in district court that allows for relief to be obtained in the following instances: 1) where any person not being committed or detained for any criminal or supposed criminal matter is illegally confined or restrained; 2) to compel a lower judicial body, governmental body, corporation, board, officer or person to perform an act which the law specially enjoins as a duty resulting from an office, trust, or station, or to compel the admission of a party to the use and enjoyment of a right or office to which he is entitled, and from which he is unlawfully precluded; 3) when any person usurps, intrudes into, or unlawfully holds or exercises any office or franchise; 4) where any governmental body or officer or any lower judicial body exercising judicial or quasi-judicial functions has exceeded its jurisdiction or abused its discretion, and there is no remedy otherwise provided by law.

Rule 120 Deed of Trust- A party holding interest in property through an instrument in which there is default on the instrument, may ask the court to order the property sold by the public trustee (See C.R.C.P. Rule 120).

Satisfaction of Judgment-The document stating the Judgment Debtor has satisfied (paid) the judgment. If the judgment has been paid, this document must be filed by the Judgment Creditor with the Clerk of Court in order to remove the judgment from credit reports as being unpaid. The satisfaction can be "Full" or "Partial".

Security Agreement-A contract between a lender and borrower that states that the lender can repossess the property a person has offered as collateral if the loan is not paid as agreed.

Self-represented Litigant-Also known as a Pro Se Party. A person who represents himself or herself in court without the help of a lawyer.

Separation Agreement-Written arrangements concerning custody or parental obligation, child support, spousal maintenance (alimony), and property division made by a married couple who are usually about to obtain a divorce or legal separation

Serve-To give court paperwork that starts a court case or is part of a court case to the person that is being sued or the other person in the case. This is done by a person who isn't involved in the case or a sheriff or private process server. The person starting the case **cannot** deliver the paperwork.

Trial Courts Glossary of Terms

Service of Process

The official act by which a party is notified that a court action has been filed against them. They are personally served with a copy of the document(s) filed and information as to the steps they should take in order to respond to the court action.

Services Rendered- A civil case in which a party performs a service but is not compensated as agreed.

Settle-To reach an agreement.

Settlement-The resolution or compromise by the parties in a civil lawsuit.

Settlement Conference-An informal assessment and negotiation session conducted by a legal professional who hears both sides of the case, may advise the parties on the law and precedent relating to the dispute, and suggest a settlement. An informal assessment and negotiation session conducted by a legal professional who hears both sides of the case, may advise the parties on the law and precedent relating to the dispute, and suggest a settlement.

Shall-In legal terms, “shall” is defined as “required”.

Single Transaction-A type of probate filing in which the court, without appointing a conservator, may enter an order to authorize, direct or ratify any transaction necessary or desirable for the best interests of the protected person.

Special Administrator Formal- A type of probate filing. A Special Administrator may be appointed by the Court on Petition of any interested person and finding, after notice and hearing, that appointment is necessary to preserve the estate or secure its proper administration, including when a personal representative cannot or should not act. (See §15-12-614 C.R.S.).

Special Administrator Informal-A type of probate filing. A Special Administrator may be appointed informally by the Registrar on application of any interested person when necessary to protect the estate of a decedent prior to the appointment of a general personal representative or if a prior appointment has been terminated. (See §15-12-614 C.R.S.) Note there is a general policy in most courts to accept only formal proceedings.

Special District- Persons proposing the organization of a special district (i.e. water, fire protection, metropolitan, park & recreation, sanitation etc.) may petition the court for the organization of the district. (See §32-1-301 C.R.S.).

Specific Performance-A civil case in which the plaintiff claims that a contract exists between parties and one party has failed to perform the conditions of the contract. The plaintiff asks the court to order that the conditions of the contract be performed.

Statute of Limitations-Laws setting deadlines for filing lawsuits within a certain time after events occur that are the source of a claim.

Stay-An order stopping a judicial proceeding or execution of a judgment.

Trial Courts Glossary of Terms

Stipulation-An agreement by opposing lawyers on any matter. Most stipulations must be in writing.

Strict Liability-A concept applied by courts in product liability cases in which a seller is liable for any and all defective or hazardous products that unduly threaten a consumer's personal safety.

Subpoena-An order to a witness to appear and testify at a specified time and place.

Subpoena Duces Tecum-Latin meaning, "bring with you". Subpoena duces tecum seeks not the appearance of a person before a court but the surrender of a thing (document or some other evidence) by its holder, to the court, to serve as evidence in a trial.

Summation-The closing argument in a trial.

Summons-(1)An order to a sheriff or other officer to notify a named person that a civil action has been commenced against him or her and that he or she is required to appear within a specified period and answer the complaint.(2) A written order or notice directing that a person appear before a designated court at a stated time and place and answer to a charge against him or her. (3) The document initiates all civil law suits and is referred to as process.

Supersedeas Bond-A bond required of a party who asks to set aside a judgment or execution and from which the other party may be paid if the action is unsuccessful.

Sworn Financial Statement-A written document that contains financial information to include monthly income, expenses, debts, and value of assets.

Temporary Injunction-An automatic Court order in place until the Decree is entered or until further order of the Court. The order prevents the transfer of property, ending of insurance coverage, etc. without the permission of the other person in the case.

Temporary Order-Written paperwork from the Court, short-term, to deal with issues such as spousal maintenance (alimony), child support, or financial responsibilities until the final decree of divorce is made.

Temporary Protection Order (TPO)-Short-term written paperwork from the court granted without notice or hearing. A Temporary Protection Order (TPO) keeps one party from the other until the court can hear more evidence and decide whether to issue a permanent protection order.

Tenants in Common-Property that is owned by two or more people. When one person dies his or her part of the property goes to his or her estate rather than to the remaining co-owners. A probate case may be necessary.

Termination (terminated case)-A case in which all outstanding issues have been resolved; a case that has reached final resolution.

Testate-Estate in which the person who died left a will.

Trial Courts Glossary of Terms

Testate Formal- A probate filing. A formal proceeding for adjudication regarding the priority or qualification of one who is an applicant for appointment as personal representative, or of one who previously has been appointed personal representative in informal proceedings, or if an issue concerning the testacy of the decedent is or may be involved (See §15-12-414 C.R.S.).

Testate Informal- A probate filing. An informal probate of will and informal appointment of personal representative.

Testator-The person who makes a will.

Testimony-The statements made by a witness, under oath, usually related to a legal proceeding; evidence given by a witness under oath or affirmation, as distinguished from evidence from writing and other sources.

Tort-An injury or wrong committed, with or without force, against someone or their property.

Transcript of Judgment-A one-page document from the Court that gives the name of the Judgment Debtor (person or company who owes money), Judgment Creditor (the person or company who is owed money) and the date and amount of the judgment.

Transferable on Death (TOD)-Naming beneficiaries to receive your money and property when you die without filing a probate case.

Traverse-A denial; where a Defendant denies any important claim of fact in the Plaintiff's statement.

Trust-Property given to a trustee to manage for the benefit of another person. Generally, the beneficiary gets interest and dividends on the trust assets for a set number of years.

Trustee-Person or group that supervises and manages a trust.

Uniform Veterans Guardianship-Act: A type of probate filing, commonly referred to as a UVGA case, which applies to beneficiaries of monies from the Veteran's Administration. The word guardian and guardianship is used but in essence this is a conservatorship and essentially treated as a conservatorship.

Valid Claim-A grievance that can be resolved by legal action.

Verdict-The opinion rendered by a jury, or a judge where there is no jury, on a question of fact. A verdict differs from a judgment in that a verdict is not a judicial determination, but is a finding of fact.

Vicarious Liability-When one person is liable for the negligent actions of another person, even though the first person was not directly responsible for the injury. For instance, a parent sometimes can be vicariously liable for the harmful acts of a child and an employer sometimes can be vicariously liable for the acts of a worker.

Trial Courts Glossary of Terms

Victim-Any person aggrieved by the conduct of an offender. For a complete listing of who may be considered a victim, please see Section 18-1.3-602(4) of the Colorado Revised Statutes.

Wage execution-The act of taking a person's wages to satisfy a judgment. Also known as garnishment.

Waiver-The intentional and voluntary relinquishment of a legal right.

Waiver of Service-A voluntary acceptance of service by the Respondent giving up his or her right to proof of service or service of future court documents or notices of hearings from the Petitioner.

Warrant-An order issued by the court ordering any peace officer to arrest the person named or described in the order.

Warrantless Arrest-An arrest of a person without a warrant. It is generally permissible if the arresting officer has reasonable grounds to believe that the person has committed a felony or if the person has committed a misdemeanor amounting to a breach of the peace.

Witness-One who testifies under oath as to what she/he has seen, heard or otherwise observed.

Writ-An order issued from a court requiring the performance of a specified act, or giving authority to have it done.

Writ of Attachment-A writ used to enforce obedience to an order or judgment of the court by taking property.

Writ of Certiorari-An order by the appellate court that is used when the court has discretion on whether or not to hear an appeal. If the writ is denied, the court refused to hear the appeal and, in effect, the judgment below stands unchanged. If the writ is granted, then it has the effect of ordering the lower court to certify the record and send it up to the higher court that will use its discretion to hear the case.

Writ of Execution-An order from the court to put in force the judgment or decree of a court by taking property of the person who owes money to pay a debt.

Writ of Habeas Corpus- Plaintiff claims that he or she has been illegally confined.