

The background is a complex stained glass design. It features a central five-petaled flower in shades of light blue and white, surrounded by several large, pointed leaves in various shades of brown and tan. The entire design is set within a circular frame and surrounded by a pattern of overlapping circles and arcs in dark brown and black. The overall aesthetic is traditional and decorative.

Colorado Judicial Branch

Annual Statistical Report

Fiscal Year 2017

Supreme Court of Colorado

2 EAST 14TH AVENUE
DENVER, CO 80203
(720) 625-5460

NANCY E. RICE
CHIEF JUSTICE

I am pleased to present the Judicial Department's annual statistical report, providing data on probation programs and the number and type of cases filed and resolved in Colorado's courts during the fiscal year that ended June 30, 2017. The information in the report presents an overview of our efforts to expand access to justice, improve management of people sentenced to probation, and ensure all disputes filed in the state's courts get the attention they should.

This past year we have made great strides in developing and refining our problem solving courts. Problem solving courts, such as drug courts, DUI courts, mental health courts and veteran's treatment courts, have developed organically throughout the state. These courts are the product of local efforts to improve communities through offender treatment, accountability and rehabilitation. A successful problem solving court does not create itself; rather, it requires the vision and hard work of many professionals. The judge, probation office, prosecutor, and defense attorney, among others, must agree on the program policies and procedures including appropriate candidates for the treatment program as well as treatment services and requirements. There are over 80 problem solving courts throughout Colorado, and those courts have seen incredible success in providing intensive treatment to offenders with the aim of rehabilitation and reducing recidivism.

It is important that our judicial districts retain significant control over the management of their problem solving courts. However, it is also important to develop statewide standards and best practices to ensure uniform use of evidence-based treatment and research-proven practices. To this end, the Problem Solving Court Advisory Committee recently developed accreditation standards and a pilot program to accredit individual problem solving courts. This is an exciting development that will encourage collaboration across the state and foster more discussion of emerging research, data, and local practices.

This is just one example of our continued efforts to improve the justice system. The Colorado Judicial Department is committed to ensuring equal access for all to the legal system; to treating all with dignity, respect and concern; and to cultivating public trust and confidence through the thoughtful stewardship of public resources.

Sincerely,



Nancy E. Rice

Table of Contents

Forward	i
Colorado Judicial Districts Map.....	ii
Organizational Chart.....	iii

I. SUPREME COURT

List of Supreme Court Justices	1
Narrative	2
Table 1: Supreme Court Caseload, Fiscal Years 1979 to 2017.....	3
Table 2: Distribution of Case Filings in the Supreme Court Fiscal Years 1993 to 2017	4
Table 3: Distribution by Type of Case Filed in the Supreme Court, Fiscal Years 2010 to 2017 .	5
Table 4: Distribution of Case Terminations, Fiscal Years 1994 to 2017	6
Table 5: Supreme Court Written Opinions, Fiscal Years 2007 to 2017	7
Table 6: Distribution of Supreme Court Cases at Issue, End of Fiscal Year 2017.....	8
Table 7: Distribution of Supreme Court Cases Not at Issue, End of Fiscal Year 2017.....	8

II. COURT OF APPEALS

List of Court of Appeals Judges	9
Narrative	10
Table 8: Caseload of Court of Appeals, Fiscal Years 1976 to 2017.....	11
Table 9: Distribution of Case Filings and Percent Change for Fiscal Years 2016 and 2017	12
Table 10: Distribution of Case Terminations and Percent Change for Fiscal Years 2016 and 2017	12
Chart A: Case Filings and Terminations	13

III. DISTRICT COURT

List of Court of District Court Judges	14
Narrative	15

Table of Contents

Chart 1 and 2: District Court Case Filings: Proportion of Cases by Class, Ten Year Comparison, Fiscal Years 2008 and 2017	16
Table 11: District Court Filings, Terminations and Percent Change for Fiscal Year 2016 and Fiscal Year 2017	17
Table 12: District Court Caseload, Fiscal Years 2008 to Fiscal Year 2017	18
Table 13: District Court Filings, Terminations and Percent Change, Fiscal Year 2016 to Fiscal Year 2017	19
Table 14: District Court Filings and Terminations for Fiscal Year 2017	20-21
Table 15: Court and Jury Trials for District Court for Fiscal Year 2017	22-23
Table 16: Civil Filings by Case Type for Fiscal Year 2017	24-31
Table 17: Criminal Filings by Case Type for Fiscal Year 2017	32-37
Table 18: DUI Felony Filings by District for Fiscal Year 2016 and 2017	38
Table 19: Domestic Filings by Case Type for Fiscal Year 2017	39-40
Table 20: Juvenile Filings by Case Type for Fiscal Year 2017	41-44
Table 21: Juvenile Delinquency Filings by Case Type for Fiscal Year 2017	45-52
Table 22: Mental Health Filings by Case Type for Fiscal Year 2017	53-54
Table 23: Probate Filings by Case Type for Fiscal Year 2017	55-60

IV. COUNTY COURT

List of Court of County Court Judges	61
Narrative	62
Chart 3 and 4: Filings- Proportion of Cases by Type, Ten Year Comparison, Fiscal Year 2008 and Fiscal Year 2017	63
Table 24: Filings, Terminations and Percent Change for Fiscal Year 2016 and Fiscal Year 2017	64
Table 25: County Court Caseload, Fiscal Year 2008 to Fiscal Year 2017	65
Table 26: County Court Filings, Terminations and Percent Change, Fiscal Year 2016 to Fiscal Year 2017	66
Table 27: County Court Filings and Terminations for Fiscal Year 2017	67-68
Table 28: Court and Jury Trials for County Court for Fiscal Year 2017	69-70
Table 29: DUI/DWAI Filings by District for Fiscal Year 2008 and Fiscal Year 2017	71

Table of Contents

Table 30: Civil Filings by Case Type for Fiscal Year 2017.....	72-73
Table 31: Misdemeanor Filings by Case Type for Fiscal Year 2017.....	74-81
Table 32: Small Claims by Case Type for Fiscal Year 2017.....	82-83
Table 33: Traffic Filings by Case Type for Fiscal Year 2017.....	84-85

V. WATER COURT

List of Water Court Judges.....	86
Narrative.....	87
Table 34: Filings, Claims and Percent Change for Fiscal Year 2015 and Fiscal Year 2017.....	88

VI. OFFICE OF DISPUTE RESOLUTION

Narrative.....	89
Table 35: ADR Services Provided by Case Type and Disposition Percentage, Fiscal Year 2017.....	90
Table 36: ADR Services Provided by District and Case Type, Fiscal Year 2017.....	91
Table 37: Mediation Services Provided by District and Case Type, Fiscal Year 2017.....	92

VII. FINANCIAL INFORMATION (NOT READY FOR PUBLICATION)

Narrative Collections Not Ready for Publication	00
Table 38: Colorado Judicial Branch, Collections Not Ready for Publication	00
Chart 5: Restitution Assessments and Collections (non-DOC) Not Ready for Publication	00
Chart B: Restitution By Year of Sentence Not Ready for Publication	00
Narrative Not Ready for Publication	00
Chart 6: Not Ready for Publication Colorado Judicial Branch, Fiscal Year 2017 Statewide Total Appropriations.....	00
Chart 7: Not Ready for Publication Colorado Judicial Branch, Fiscal Year 2017 Judicial Appropriation by Agency.....	00
Chart 8: Not Ready for Publication Colorado Judicial Branch, Fiscal Year 2017 Judicial Appropriation by Major Program.....	00

Table of Contents

Chart 9: Not Ready for Publication Colorado Judicial Branch, Fiscal Year 2017 Judicial Appropriation by Major Cost Recovery 00

VIII. COLORADO PROBATION

List of Probation Officers 107

Probation Overview 108-111

Table 39: Grand Totals –Adult Regular, Private, Juvenile Regular, Intensive Programs, Monitoring and Investigations for Fiscal Year 2016 and Fiscal Year 2017 112

Table 40: Colorado Adult Probation State Regular and Non-DUI/DWAI Private Combined Successful/Unsuccessful Terminations Fiscal Year 2017..... 113

Regular Adult State Probation

Table 41: Adult Probation: Fiscal Year 2017 Investigations 114

Table 42: Adult Probation: Fiscal Year 2017 New Clients by Offense Type 115

Table 43: Adult Probation: Fiscal Year 2017 New Clients by Court of Origin 116

Table 44: Adult Probation: Fiscal Year 2017 New Clients by Supervision Type 117

Table 45: Adult Probation: Fiscal Year 2017 New Clients by Gender 118

Table 46: Adult Probation: Fiscal Year 2017 New Clients by Age 119

Table 47: Adult Probation: Fiscal Year 2017 New Clients by Ethnic Group 120

Table 48: Adult Probation: Fiscal Year 2017 Successful/Unsuccessful Terminations 121

Table 49: Adult Probation: Fiscal Year 2017 All Probation Supervision Closure Types 122

Table 50: Adult Probation: Fiscal Year 2017 Type of Revocation 123

Table 51: Adult Probation: Fiscal Year 2017 Length of Stay 124

Table 52: Adult Probation: Fiscal Year 2017 State Adult and All Private Adult Probation Active Clients on June 30, 2017 125

Table 53: Adult Probation: Fiscal Year 2017 Active Clients Risk Levels on June 30, 2017 126

Table 54: Adult Probation: Fiscal Year 2017 Regular Adult, Domestic Violence and Sex Offender Client Risk Levels on June 30, 2017 127

Table 55: Adult Probation: Fiscal Year 2017 Problem Solving Court, Mental Health and Economic Crime Client Risk Levels on June 30, 2017 128

Private Probation

Table 56: Private Probation: Fiscal Year 2017 New Clients by Supervision Type 129

Table 57: Private Probation: Fiscal Year 2017 New Clients by Gender 130

Table of Contents

Table 58: Private Probation: Fiscal Year 2017 New Clients by Age: Non DUI/DWAI	131
Table 59: Private Probation: Fiscal Year 2017 New Clients by Age: DUI/DWAI	132
Table 60: Private Probation: Fiscal Year 2017 New Clients by Ethnic Group: Non DUI/DWAI	133
Table 61: Private Probation: Fiscal Year 2017 New Clients by Ethnic Group: DUI/DWAI	134
Table 62: Private Probation: Fiscal Year 2017 Successful/Unsuccessful Terminations	135
Table 63: Private Probation: Fiscal Year 2017 All Closure Types: Non DUI/DWAI	136
Table 64: Private Probation: Fiscal Year 2017 All Closure Types: DUI/DWAI	137
Table 65: Private Probation: Fiscal Year 2017 Type of Revocation	138
Table 66: Private Probation: Fiscal Year 2017 Length of Stay	139
Table 67: Private Probation: Fiscal Year 2017 Active Non-DUI/DWAI Client Risk Levels on June 30, 2017	140
Table 68: Private Probation: Fiscal Year 2017 Active DUI/DWAI Client Risk Levels on June 30, 2017	141
Regular Juvenile Probation	
Table 69: Juvenile Probation: Fiscal Year 2017 Investigations	142
Table 70: Juvenile Probation: Fiscal Year 2017 New Clients by Offense Type	143
Table 71: Juvenile Probation: Fiscal Year 2017 New Clients by Supervision Type	144
Table 72: Juvenile Probation: Fiscal Year 2017 New Clients by Gender	145
Table 73: Juvenile Probation: Fiscal Year 2017 New Clients by Age	146
Table 74: Juvenile Probation: Fiscal Year 2017 New Clients by Ethnic Group	147
Table 75: Juvenile Probation: Fiscal Year 2017 Successful/Unsuccessful Terminations	148
Table 76: Juvenile Probation: Fiscal Year 2017 All Probation Supervision Closure Types ...	149
Table 77: Juvenile Probation: Fiscal Year 2017 Type of Revocation	150
Table 78: Juvenile Probation: Fiscal Year 2017 Length of Stay	151
Table 79: Juvenile Probation: Fiscal Year 2017 Active Client Risk Levels on June 30, 2017	152
Table 80: Juvenile Probation: Fiscal Year 2017 Active Juvenile Regular and Juveniles Who Have Committed Sexual Offenses Client Risk Levels, on June 30, 2017	153
Table 81: Juvenile Probation: Fiscal Year 2017 Active Problem Solving Court and Mental Disorder Client Risk Levels on June 30, 2017	154

Table of Contents

Probation Intensive Programs:

Adult Intensive Supervision Probation (AISP):

Table 82: Adult Intensive Supervision (AISP): Fiscal Year 2017 New Clients by Order Type	155
Table 83: Adult Intensive Supervision (AISP): Fiscal Year 2017 Successful/Unsuccessful Terminations	156
Table 84: Adult Intensive Supervision (AISP): Fiscal Year 2017 Discharges	157
Table 85: Adult Intensive Supervision (AISP): Fiscal Year 2017 Type of Revocation	158

Sex Offender Intensive Supervision Probation (SOISP):

Table 86: Sex Offender Intensive Supervision (SOISP): Fiscal Year 2017 New Clients by Order Type	159
Table 87: Sex Offender Intensive Supervision (SOISP): Fiscal Year 2017 Successful/Unsuccessful Terminations	160
Table 88: Sex Offender Intensive Supervision (SOISP): Fiscal Year 2017 Discharges	161
Table 89: Sex Offender Intensive Supervision (SOISP): Fiscal Year 2017 Type of Revocation	162

Female Offender Program (FOP):

Table 90: Female Offender Program (FOP): Fiscal Year 2017 New Clients by Order Type ...	163
Table 91: Female Offender Program (FOP): Fiscal Year 2017 Successful/Unsuccessful Terminations	164
Table 92: Female Offender Program (FOP): Fiscal Year 2017 Discharges	165
Table 93: Female Offender Program (FOP): Fiscal Year 2017 Type of Revocation	166

Juvenile Intensive Supervision Probation (JISP):

Table 94: Juvenile Intensive Supervision (JISP): Fiscal Year 2017 New Clients by Order Type	167
Table 95: Juvenile Intensive Supervision (JISP): Fiscal Year 2017 Successful/Unsuccessful Terminations	168
Table 96: Juvenile Intensive Supervision (JISP): Fiscal Year 2017 Discharges	169
Table 97: Juvenile Intensive Supervision (JISP): Fiscal Year 2017 Type of Revocation	170

Intensive Programs Summary:

Table 98: Intensive Programs Active Clients Summary on June 30, 2017	171
---	-----

Table of Contents

Victim Services:

Table 99: Summary of Victim Services Fiscal Year 2013 to Fiscal Year 2017	172
Table 100: Victims Services Notifications for Fiscal Year 2017	173
Table 101: Victim Services Notification of Critical Probation Events for Fiscal Year 2017 ...	174

Alcohol and Drug Driving Safety Programs (ADDS):

Table 102: ADDS: Fiscal Year 2017 New State DUI/DWAI Monitored Clients	175
Table 103: ADDS: Fiscal Year 2017 New State DUI/DWAI Monitored Clients by Gender ...	176
Table 104: ADDS: Fiscal Year 2017 New State DUI/DWAI Monitored Clients by Ethnic Group	177
Table 105: ADDS: Fiscal Year 2017 New State DUI/DWAI Monitored Clients by Age	178
Table 106: ADDS: Fiscal Year 2017 State DUI/DWAI Monitored Clients Successful/Unsuccessful Terminations	179
Table 107: ADDS: Fiscal Year 2017 State DUI/DWAI Monitored Clients Closure Types	180
Table 108: ADDS: Fiscal Year 2017 State DUI/DWAI Monitored Clients Type of Revocation	181
Table 109: ADDS: Fiscal Year 2017 State DUI/DWAI Monitored Clients Length of Stay	182
Table 110: ADDS: Fiscal Year 2017 Total Active DUI/DWAI Monitored Clients on June 30, 2017	183

IX. GLOSSARY OF TERMS

Probation:	184-186
Supreme Court:	187-188
Trial Courts:	189-214

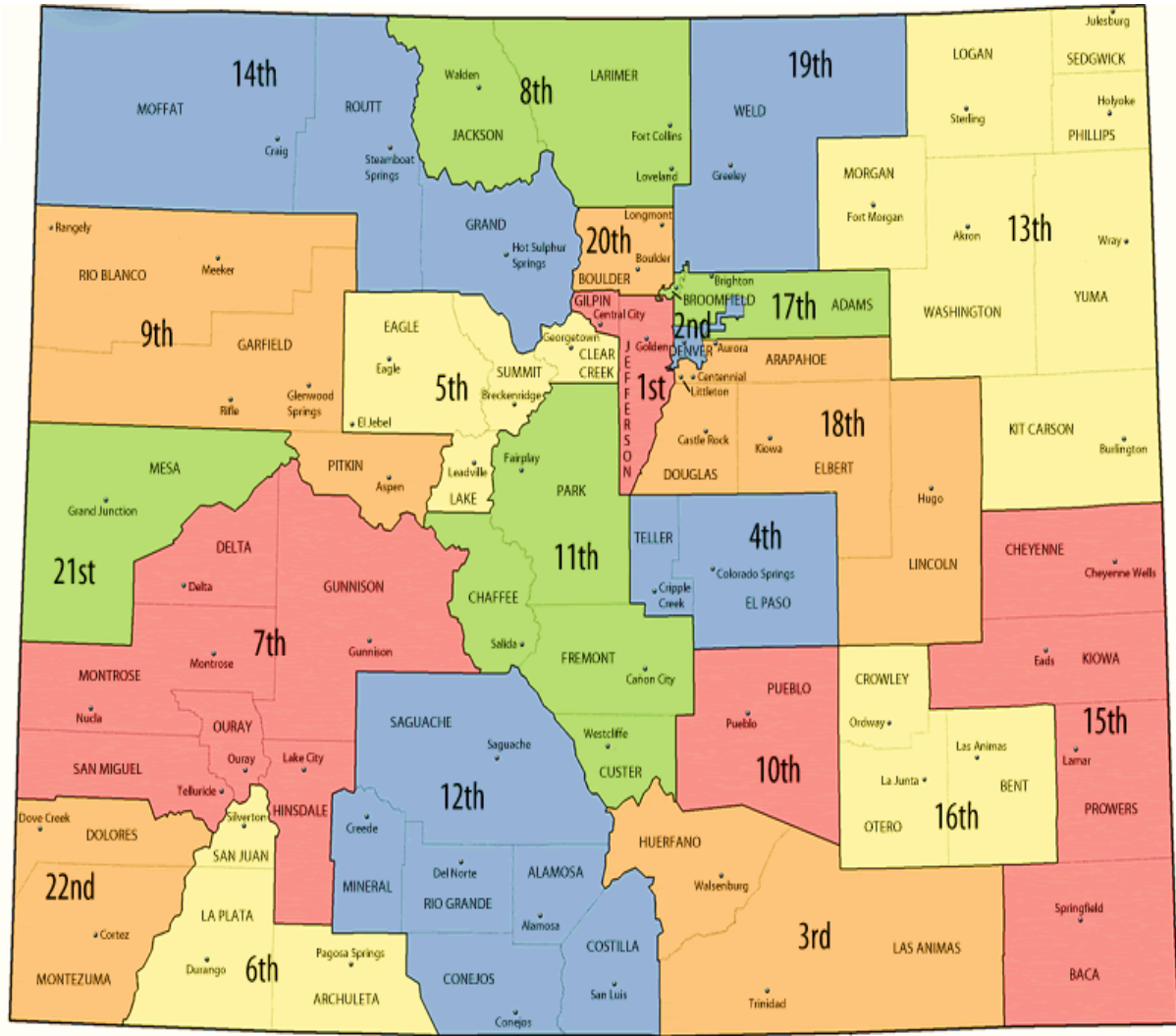
Foreword

The Colorado Judicial Branch joins the Legislative and Executive branches to form the government of the State of Colorado. The Judicial Branch is charged with two responsibilities: resolving disputes and supervising offenders on probation.

The Colorado Judicial Department Annual Statistical Report for Fiscal Year 2017 provides information about the Colorado state courts. Profiled in this report are caseload statistics for the Colorado Supreme Court, Court of Appeals, District Courts, County Courts, Water Courts, as well as summarized financial information for the Judicial Department.

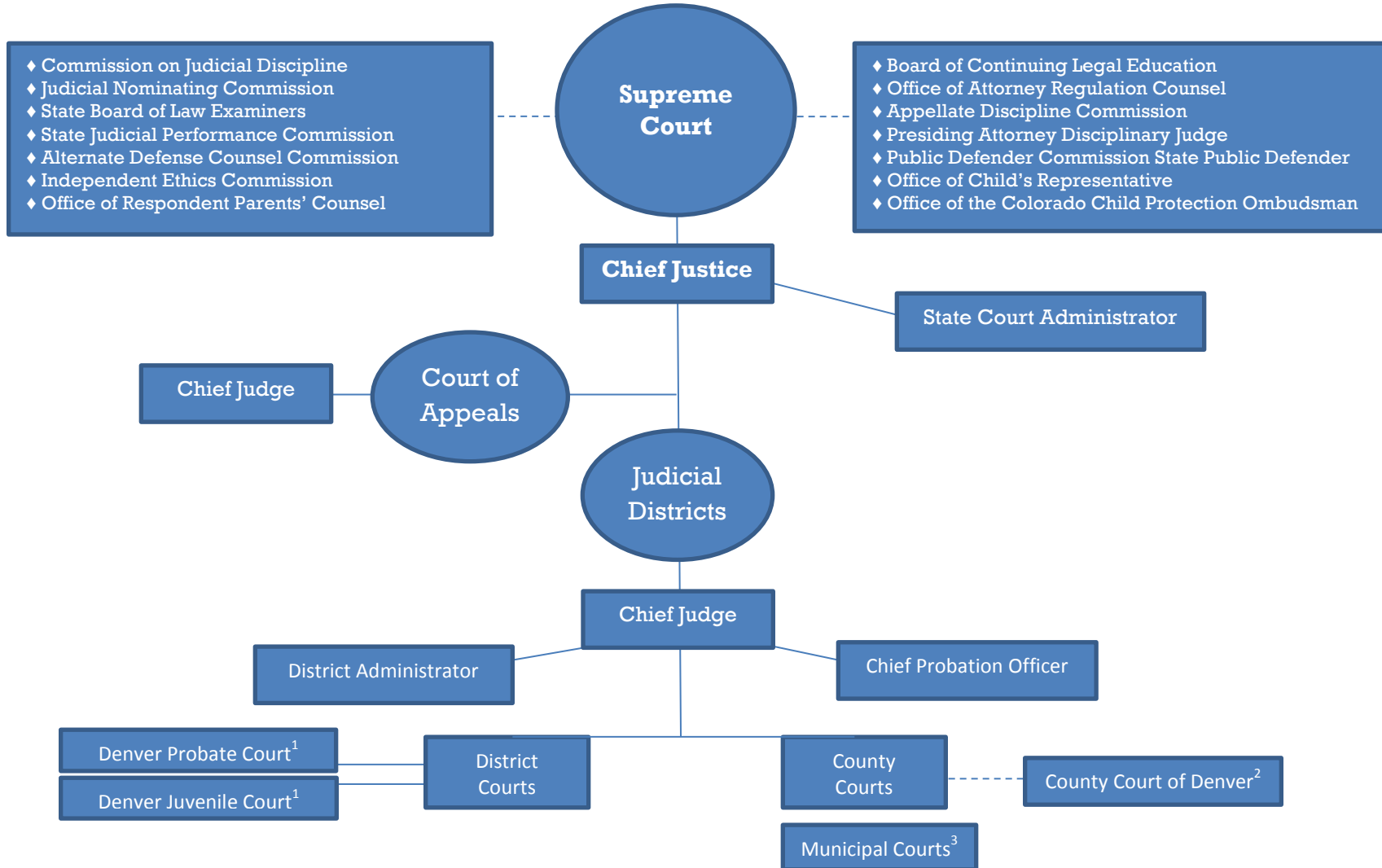
All references in this report reflect data gathered for Fiscal Year 2017 (July 1, 2016 through June 30, 2017), unless otherwise specified. This report is also available electronically by accessing the Colorado Judicial Department's Web site at www.courts.state.co.us. If you need additional information regarding this document, please contact the Office of the State Court Administrator, Court Services Division or Division of Probation Services at (720) 625-5000.

Colorado Judicial Districts



Organization Chart

The Colorado court system consists of the Supreme Court, an intermediate Court of Appeals, district courts and county courts. Each county has both a district court and a county court. Special probate and juvenile courts created by the Colorado Constitution exist in the City and County of Denver. Colorado statutes also authorize locally funded municipal courts with jurisdiction limited to municipal ordinance violations.



SECTION I: SUPREME COURT



Supreme Court

Justices and Appointment Dates

Chief Justice Nancy E. Rice

Appointed: August 5, 1998

Appointed Chief Justice: January 8, 2014

Nathan B. Coats

Appointed April 24, 2000

Alison H. Eid

Appointed February 15, 2006

Monica M. Márquez

Appointed September 8, 2010

Brian D. Boatright

Appointed November 21, 2011

William W. Hood, III

Appointed January 13, 2014

Richard L. Gabriel

Appointed June 23, 2015

**This list consists of Justices that served during Fiscal Year 2017.*

Colorado Supreme Court

The Colorado Supreme Court is the state's court of last resort. Its decisions are binding on all other Colorado state courts.

The Supreme Court is composed of seven justices who serve ten-year terms. The Chief Justice is selected from the membership of the body and serves at the pleasure of a majority of the justices. The Chief Justice also serves as the executive head of the Colorado Judicial System and is the ex-officio chair of the Supreme Court Nominating Commission. The Chief Justice appoints the Chief Judge of the Court of Appeals and the Chief Judge of each of the state's 22 judicial districts and is vested with the authority to assign judges (active or retired) to perform judicial duties.

Requests to review decisions of the Colorado Court of Appeals constitute a majority of the Supreme Court's filings. The Supreme Court also has direct appellate jurisdiction over cases in which a statute has been held to be unconstitutional, cases involving decisions of the Public Utilities Commission, writs of habeas corpus, cases involving adjudication of water rights, summary proceedings initiated under the Election Code, and prosecutorial appeals concerning search and seizure questions in pending criminal proceedings. All of these appeals are filed directly with the Supreme Court, and, in these cases bypass the Court of Appeals. The Supreme Court also has exclusive jurisdiction to promulgate rules governing practice and procedure in civil and criminal actions.

Colorado's attorneys are licensed and disciplined by the Supreme Court. The court's attorney regulation system, funded by attorney registration fees, polices the profession. In addition, the court oversees the State Court Administrator, Board of Continuing Legal Education, Board of Law Examiners, Commission on Judicial Discipline, and Unauthorized Practice of Law Committee.

Oral arguments are open to the public and you are welcome to visit the court. The clerk's office can assist you in planning a court visit. For more information, please contact Clerk of the Colorado Supreme Court, at 2 East 14th Avenue, Denver, Colorado 80203; or call (720) 625-5150 or (800) 888-0001.

Case announcements, oral argument schedules, rules, Chief Justice Directives, protocols, links to committees and commissions, and general information about the court is available on the Judicial Branch's website at:

<http://www.courts.state.co.us/Index.cfm>.

**Table 1:
Supreme Court Caseload
Fiscal Years 1979 through 2017**

Fiscal Year	Cases Pending July 1	Cases Filed	Total Caseload	Cases Terminated(a)	Cases Pending June 30
1979-80	414	950	1,364	893	471
1980-81	471	966	1,437	979	458
1981-82	458	1,052	1,510	1,006	504
1982-83	504	971	1,475	1,038	437
1983-84	437	1,069	1,506	950	556
1984-85	556	967	1,523	1,011	512
1985-86	512	988	1,500	973	527
1986-87	527	970	1,497	1,036	461
1987-88	461	1,022	1,483	1,001	482
1988-89	482	1,198	1,680	1,215	465
1989-90	465	1,300	1,765	1,261	504
1990-91	504	1,265	1,769	1,326	443
1991-92	443	1,313	1,756	1,286	470
1992-93	470	1,251	1,721	1,261	460
1993-94	460	1,277	1,737	1,290	447
1994-95	447	1,358	1,805	1,316	489
1995-96	489	1,401	1,890	1,368	522
1996-97	522	1,511	2,033	1,432	601
1997-98	601	1,520	2,121	1,561	560
1998-99	560	1,525	2,085	1,609	476
1999-00	476	1,617	2,093	1,563	530
2000-01	530	1,367	1,897	1,425	472
2001-02	472	1,368	1,840	1,415	425
2002-03	425	1,401	1,826	1,441	385
2003-04	385	1,317	1,702	1,319	383
2004-05	383	1,466	1,849	1,451	398
2005-06	398	1,393	1,791	1,400	391
2006-07	391	1,534	1,925	1,450	475
2007-08	475	1,657	2,132	1,760	372
2008-09	372	1,643	2,015	1,554	461
2009-10	461	1,518	1,979	1,554	425
2010-11	425	1,387	1,812	1,440	372
2011-12	372	1,494	1,866	1,612	254
2012-13	254	1,457	1,711	1,508	203
2013-14	203	1,465	1,668	1,401	267
2014-15	267	1,549	1,816	1,624	192
2015-16	192	1,494	1,686	1,522	164
2016-17	164	1,285	1,449	1,012	437

(a) Terminations include cases transferred to the Court of Appeals.

**Table 2:
Distribution of Case Filings in the Supreme Court
Fiscal Years 1993 through Fiscal Year 2017**

Fiscal Year	Direct Filings	Transfers From		Total Filings
		Court of Appeals	Reopened Cases	
1992-93	1,235	16	0	1,251
1993-94	1,270	7	0	1,277
1994-95	1,356	2	0	1,358
1995-96	1,389	11	1	1,401
1996-97	1,507	4	0	1,511
1997-98	1,517	3	0	1,520
1998-99	1,521	4	0	1,525
1999-00	1,613	4	0	1,617
2000-01	1,363	4	0	1,367
2001-02	1,361	7	0	1,368
2002-03	1,393	8	0	1,401
2003-04	1,310	7	0	1,317
2004-05	1,463	3	0	1,466
2005-06	1,387	6	0	1,393
2006-07	1,530	4	0	1,534
2007-08	1,653	4	0	1,657
2008-09	1,638	5	0	1,643
2009-10	1,504	14	0	1,518
2010-11	1,379	8	0	1,387
2011-12	1,485	9	0	1,494
2012-13	1,455	2	0	1,457
2013-14	1,458	7	0	1,465
2014-15	1,534	15	0	1,549
2015-16	1,479	15	0	1,494
2016-17	1,281	4	0	1,285

**Table 3:
Distribution by Type of Case Filed in the Supreme Court
Fiscal Years 2010 through 2017**

	09-10	10-11	11-12	12-13	13-14	14-15	15-16	16-17
Criminal Appeals	1	2	0	0	0	2	0	0
Original Proceedings	318	270	240	259	250	242	227	176
Petitions in Certiorari	967	909	1,005	1,039	1,026	1,089	1,075	948
Civil Appeals (a)	19	14	31	5	17	15	5	34
Interlocutories	19	18	16	9	12	9	14	13
Statutory Reviews (b)	16	15	14	4	0	0	35	8
Habeas Corpus	21	25	38	13	28	56	41	26
Bail Reductions	0	0	0	0	0	0	0	0
Non-Adversary Sentence Reviews	0	0	0	0	0	0	0	0
Interrogatories	1	0	0	0	0	0	0	0
Reapportionment	0	0	1	0	0	0	0	0
Reopened Cases	0	0	0	0	0	0	0	0
Rule 21.1	3	0	0	0	0	2	2	3
Judicial Discipline or Disability	0	0	0	0	1	0	0	1
Request for Stay Pending Appeal	0	0	0	0	0	0	0	0
Unauthorized Practice	12	18	17	10	11	13	16	6
Original Proceedings								
In Discipline	26	12	16	4	4	4	3	6
Disability	0	0	1	1	0	0	0	0
Continuing Legal Education	92	89	92	101	87	91	49	46
Multi-District Litigation	22	17	23	12	29	26	27	18
Total	1,517	1,389	1,494	1,457	1,465	1,549	1,494	1,285

(a) Includes P.U.C. decisions, water cases, and constitutional questions

(b) Includes Ballot Title Reviews

**Table 4:
Distribution of Case Terminations
Fiscal Years 1994 through 2017**

Fiscal Year	Disposed of by Written Opinion	Disposed of Without Opinion	Total Dispositions	Transferred to Court of Appeals	Total Terminations
1993-94	192	1,093	1,285	5	1,290
1994-95	233	1,077	1,310	6	1,316
1995-96	193	1,176	1,369	1	1,370
1996-97	214	1,212	1,426	6	1,432
1997-98	187	1,372	1,559	2	1,561
1998-99	196	1,413	1,609	6	1,615
1999-00	111	1,452	1,563	0	1,563
2000-01	128	1,291	1,419	6	1,425
2001-02	121	1,287	1,408	7	1,415
2002-03	85	1,354	1,439	2	1,441
2003-04	89	1,228	1,317	2	1,319
2004-05	93	1,357	1,450	1	1,451
2005-06	78	1,321	1,399	1	1,400
2006-07	86	1,361	1,447	3	1,450
2007-08	99	1,658	1,757	3	1,760
2008-09	67	1,484	1,551	3	1,554
2009-10	75	1,478	1,553	1	1,554
2010-11	98	1,339	1,437	3	1,440
2011-12	76	1,533	1,609	3	1,612
2012-13	77	1,429	1,506	2	1,508
2013-14	88	1,313	1,401	0	1,401
2014-15	67	1,557	1,624	1	1,625
2015-16	73	1,449	1,522	0	1,522
2016-17	109	903	1,012	0	1,012

**Table 5:
Supreme Court Written Opinions
Fiscal Years 2007 through 2017**

Fiscal Year	Number of Opinions Announcing Judgment of the Court	Number of Partial Concurrences and Dissents	Number of Dissents	Number of Concurrences and Special Concurrences	Total Number of Written Opinions
2006-07	83	2	19	12	116
2007-08	95	6	32	14	147
2008-09	66	3	33	8	110
2009-10	68	9	22	4	103
2010-11	98	9	29	4	140
2011-12	76	7	33	8	124
2012-13	77	6	27	11	121
2013-14	88	11	27	11	137
2014-15	67	10	16	4	97
2015-16	73	2	27	8	110
2016-17	103	5	30	18	156

*Since FY2001, attorney discipline opinions are issued by the presiding disciplinary judge.

**Tables 6 and 7:
Distribution of Supreme Court Cases at Issue and Not at Issue
End of Fiscal Year 2017**

Distribution of Supreme Court Cases at Issue End of Fiscal Year 2017					
	Original Proceedings	Certiorari	Appeals	Grievances	Total
Cases at issue awaiting oral argument	0	18	7	0	25
Cases at issue awaiting submission of briefs	0	0	0	0	0
Cases orally argued awaiting opinion	3	32	0	0	35
Cases submitted without argument	2	0	3	0	5
Opinions announced awaiting action on rehearing	0	3	2	0	5
Total	5	53	12	0	70

Distribution of Supreme Court Cases Not at Issue End of Fiscal Year 2017	
Pending Cases	Total
Certiorari granted, awaiting briefs on merits	59
Certiorari pending	343
Appeals pending	6
Original proceedings pending	22
Interlocutory appeals pending	3
Grievance matters pending	1
Unauthorized practice pending	3
Judicial discipline pending	0
Total	437

SECTION II: COURT OF APPEALS



Court of Appeals

Judges and Appointment Dates

Chief Judge Alan M. Loeb

*Appointed: July 15, 1988
Became Chief Judge: June 7, 2013*

Nancy J. Lichtenstein

Appointed: April 30, 2008

Daniel M. Taubman

Appointed: November 11, 1992

David J. Richman

Appointed: June 30, 2008

John D. Dailey

Appointed: January 7, 2000

Laurie A. Booras

Appointed: January 13, 2009

John R. Webb

Appointed: February 1, 2002

Maria Teresa “Terry” Fox

Appointed: January 7, 2011

Dennis Graham

Appointed: July 1, 2002

Stephanie Dunn

Appointed: November 23, 2012

Robert D. Hawthorne

Appointed: August 12, 2004

Anthony J. Navarro

Appointed: January 18, 2013

Gilbert M. Roman

Appointed: August 1, 2005

Karen M Ashby

Appointed: October 1, 2013

David Furman

Appointed: December 16, 2005

Michael H. Berger

Appointed: December 17, 2013

Steve Bernard

Appointed: July 5, 2006

Elizabeth L. Harris

Appointment: July 23, 2015

Diana Terry

Appointed: July 5, 2006

Rebecca Rankin Freyre

Appointment: November 16, 2015

Jerry N. Jones

Appointed: July 5, 2006

Craig R. Welling

Appointment: January 16, 2017

Colorado Court of Appeals

The Colorado Court of Appeals is the state's intermediate appellate court. As of July 1, 2008, the Court consists of 22 judges who are retained by the public to serve eight-year terms. The Court sits in three-member divisions to decide cases. The Chief Judge, appointed by the Chief Justice of the Supreme Court, assigns judges to the divisions and rotates their assignments.

The mission of the Court of Appeals is to provide the citizens of Colorado with clear, impartial, and timely resolutions of appealed orders and judgments as provided by law. The Court of Appeals was created by statute; accordingly, jurisdiction is limited to the areas specified by state statute, together with the inherent powers granted to all courts.

Established under Section 1 of Article VI of the [Colorado Constitution](#) and Section 13-4-101, et seq., C.R.S. ([Colorado Revised Statutes](#)), the Court of Appeals has initial jurisdiction, with exceptions, over appeals from the Colorado District Courts, Denver Probate Court, and Denver Juvenile Court. In addition, the Court of Appeals has specific appellate jurisdiction over decisions originating from a number of state administrative boards and agencies, including the Industrial Claim Appeals Office. Reviews of the Court of Appeals' decisions are directed to the Colorado Supreme Court.

Court of Appeals Webpage:

http://www.courts.state.co.us/Courts/Court_of_Appeals/Index.cfm).

**Table 8:
Caseload of Court of Appeals
Fiscal Years 1976 through 2017**

Fiscal Year	Cases			Cases Pending June 30
	Pending July 1	Cases Filed	Cases Terminated	
1976-77	674	1,128	918	884
1977-78	884	1,119	1,000	1,003
1978-79	1,003	1,214	1,119	1,098
1979-80	1,098	1,207	1,164	1,141
1980-81	1,139	1,285	1,213	1,211
1981-82	1,211	1,512	1,320	1,403
1982-83	1,403	1,453	1,381	1,475
1983-84	1,475	1,580	1,411	1,644
1984-85	1,644	1,631	1,396	1,879
1985-86	1,879	1,917	1,630	2,166
1986-87	2,166	1,930	1,602	2,494
1987-88	2,494	1,946	2,034	2,406
1988-89	2,406	2,012	2,193	2,225
1989-90	2,225	2,270	2,144	2,351
1990-91	2,351	2,147	2,192	2,306
1991-92	2,306	2,201	2,335	2,172
1992-93	2,172	2,109	2,269	2,012
1993-94	2,012	2,287	2,192	2,107
1994-95	2,107	2,179	2,156	2,130
1995-96	2,130	2,289	2,318	2,101
1996-97	2,101	2,245	2,274	2,072
1997-98	2,072	2,410	2,231	2,251
1998-99	2,251	2,647	2,458	2,440
1999-00*	2,440	2,502	2,599	2,343
2000-01	2,343	2,335	2,414	2,264
2001-02	2,264	2,673	2,463	2,474
2002-03*	2,474	2,589	2,510	2,553
2003-04*	2,553	2,558	2,511	2,600
2004-05*	2,600	2,766	2,542	2,824
2005-06	2,824	2,748	2,622	2,950
2006-07	2,950	2,548	2,810	2,688
2007-08	2,688	2,753	2,761	2,680
2008-09	2,680	2,809	2,994	2,495
2009-10	2,495	2,890	2,625	2,760
2010-11	2,760	2,742	2,690	2,812
2011-12	2,812	2,711	2,765	2,758
2012-13	2,758	2,539	2,608	2,689
2013-14	2,689	2,458	2,605	2,542
2014-15	2,542	2,413	2,513	2,442
2015-16	2,442	2,204	2,466	2,180
2016-17	2,180	2,355	2,231	2,304

*Terminated and pending case totals for FY2000, and 2003-2005 have been amended to reflect manual count of open cases.

**Table 9 and Table 10:
Distribution of Case Filings, Terminations and Percentage Change
Fiscal Years 2016 and 2017**

Table 9: Distribution of Case Filings and Percent Change			
Case Filings	FY 2016	FY 2017	% Change
Criminal	915	989	8.1%
Civil	882	874	-0.9%
ICAO (1)	170	151	-11.2%
Other (juvenile, agency)	237	341	43.9%
Total	2,204	2,355	6.9%
(1) Industrial Claims Appeals Office			

Table 10: Distribution of Case Terminations and Percent Change			
Case Terminations	FY 2016	FY 2017	% Change
Published Opinions	193	168	-13.0%
Unpublished Opinions	1,529	1,386	-9.4%
Dismissed	728	672	-7.7%
Transferred to Supreme Court	15	4	-73.3%
Total	2,465	2,230	-9.5%

Chart A: Court of Appeals Case Filings and Terminations



SECTION III:
DISTRICT COURT



District Court Judges

This list contains the names of Judges that served during FY2017.

First Judicial District

Philip J. McNulty, Chief Judge
Randall C. Arp
Christie Bachmeyer Phillips
Margie Enquist
Dennis Hall
Diego Hunt
Ann Gail Meinster
Christopher J. Munch
Lily W. Oeffler
Jeffrey R. Pilkington
Tamara Russell
Laura A. Tighe
Todd L. Vriesman
Christopher Zenisek

Second Judicial District

Michael A. Martinez, Chief Judge
Karen L. Brody
Edward D. Bronfin
Ross Buchanan
Martin F. Egelhoff
J. Eric Elliff
Kandace Gerdes
Shelley I. Gilman
David Goldberg
Jay S. Grant
Morris B. Hoffman
A. Bruce Jones
Kenneth M. Laff
Catherine A. Lemon
John W. Madden, IV
Andrea P. McCallin
Robert L. McCahey, Jr.
R. Michael Mullins
Sheila A. Rappaport
William D. Robbins
Elizabeth A. Starrs
Jennifer B. Torrington
Michael J. Vallejos
Brian Whitney

Denver Juvenile Court

David Brett Woods, Presiding Judge
Laurie Clark
Donna J. Schmalberger

Denver Probate Court

Elizabeth D. Leith, Presiding Judge

Third Judicial District

Claude W. Appel, Chief Judge
Leslie J. Gerbracht

Fourth Judicial District

William B. Bain Chief Judge
Gilbert Martinez, (Chief Judge)
Eric Bentley
Linda Billings Vela
Jill Brady
Robin Chittum
Theresa M. Cisneros
Edward S. Colt
Jann DuBois
David A. Gilbert
Deborah J. Grohs
Barbara L. Hughes
Thomas K. Kane
Robert L. Lowrey
Michael P. McHenry
C. David Miller
David Prince
Marla Prudek
Timothy Schutz
Larry E. Schwartz
Scott A. Sells
David L. Shakes
Gregory R. Werner

Fifth Judicial District

Mark D. Thompson, Chief Judge
Paul R. Dunkelman
Frederick W. Gannett
Russell H. Granger
D. Wayne Patton
Karen A. Romeo

Sixth Judicial District

Jeffrey R. Wilson, Chief Judge
Gregory G. Lyman, (Chief Judge)
Suzanne F. Carlson
William L. Herringer
Todd P. Norvell

Seventh Judicial District

J. Steven Patrick, Chief Judge
Mary E. Deganhart
Steven L. Schultz
David S. Westfall
Keri Yoder

Eighth Judicial District

Stephen E. Howard, Chief Judge
Stephen J. Schapanski, (Chief Judge)
Susan Blanco
Carroll Michelle Brinegar
Julie K. Field
Thomas R. French
Stephen Jouard
Daniel J. Kaup
Gregory M. Lammons
Deven R. Odell

Ninth Judicial District

James B. Boyd, Chief Judge
Denise K. Lynch
John F. Neiley
Anne Norrdin
Daniel B. Petre
Christopher Seldin

Tenth Judicial District

Deborah R. Eyler, Chief Judge
William Alexander
David W. Crockenberg
Allison Ernst
Thomas B. Flesher
Kim Karn
Jill S. Mattoon
Larry C. Schwartz

Eleventh Judicial District

Patrick W. Murphy, Chief Judge
Stephen A. Groome
Ramsey L. Lama
Lynette M. Wenner

Twelfth Judicial District

Pattie P. Swift, Chief Judge
Martin A. Gonzales
Michael A. Gonzales
Patrick Hayes

Thirteenth Judicial District

Michael K. Singer, Chief Judge
Charles M. Hobbs
Kevin Hoyer
Douglas R. Vannoy

Fourteenth Judicial District

Michael A. O'Hara III, Chief Judge
Shelley A. Hill
Mary C. Hoak

Fifteenth Judicial District

Stanley A. Brinkley, Chief Judge
Michael Davidson

Sixteenth Judicial District

Mark A. MacDonnell, Chief Judge
Michael A. Schiferl

Seventeenth Judicial District

Patrick T. Murphy, Chief Judge
Emily Anderson
Jaclyn Brown
C. Scott Crabtree
Tomee Crespin
Katherine R. Delgado
Thomas R. Ensor
F. Michael Goodbee
Sharon Holbrook
Robert W. Kiesnowski, Jr.
Priscilla Jeffrey Loew
Edward C. Moss
John E. Popovich, Jr.
Donald S. Quick
Roberto Ramirez
Jill-Ellyn Straus
Ted C. Tow
Mark D. Warner
Francis C. Wasserman
Craig R. Welling

Eighteenth Judicial District

Carlos Armando Samour, Jr., Chief Judge
Michelle Amico
Andrea C. Baum
Natalie Chase
F. Stephen Collins
Phillip Douglas
Patricia Herron
Jeffrey K. Holmes
Kurt A. Horton
Gary M. Kramer
Paul A. King
Ben Leutwyler
Robert Lung
Fredrick Martinez
Bonnie H. McLean
Peter Michaelson
Charles M. Pratt
Gerald J. Rafferty
Teresa Slade
Michael Spear
David Stevens
Elizabeth B. Volz
Elizabeth A. Weishaupl
John Wheeler
Shay Whitaker

Nineteenth Judicial District

James F. Hartmann, Chief Judge
W. Troy Hause
Julie Hoskins
Timothy Kerns
Marcelo A. Kopcow
Shannon Lyons
Thomas J. Quammen
Elizabeth B. Strobel
Todd Taylor

Twentieth Judicial District

Maria Berkenkotter, Chief Judge
Ingrid S. Bakke
Patrick Butler
Andrew Hartman
Judith LaBuda
Bruce Langer
Andrew MacDonald
Thomas F. Mulvahill
Norma A. Sierra

Twenty-First Judicial District

Brian J. Flynn, Chief Judge
David A. Bottger, (Chief Judge)
Thomas M. Deister
Dick Gurley
Gretchen Larson
Valerie J. Robinson
Lance Timbreza

Twenty-Second Judicial District

Douglas S. Walker, Chief Judge
Todd J. Plewe

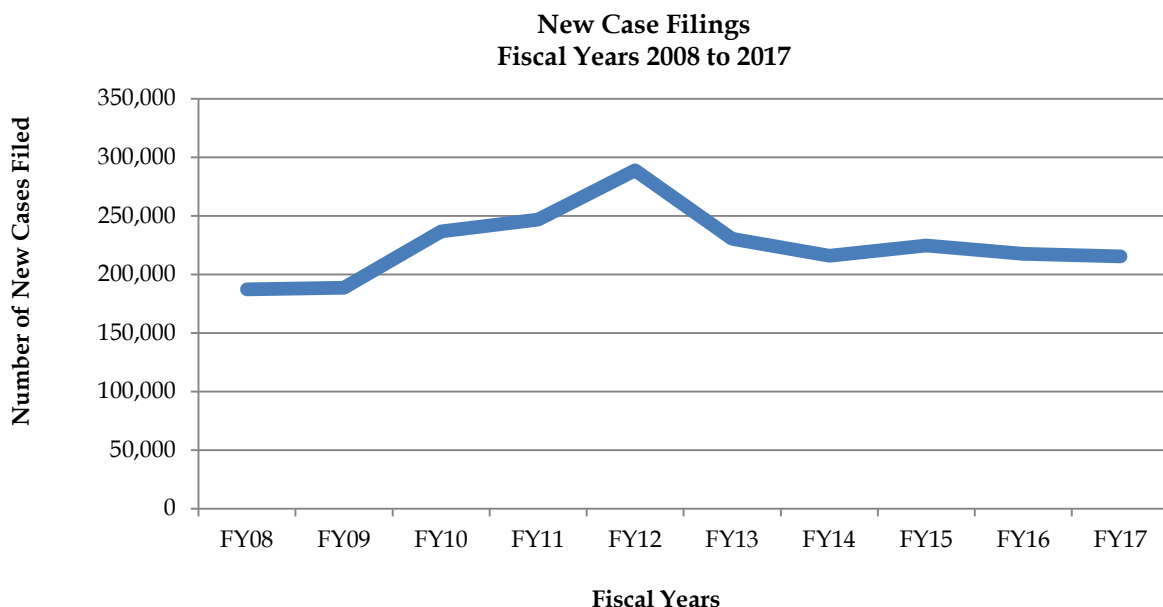
District Court

Colorado is sectioned into 22 Judicial Districts encompassing all 64 counties. Across the state, district boundaries are aligned with county lines – some districts include just one county, while others include as many as seven counties. Each district has at least one district court location. The Supreme Court Chief Justice appoints a Chief Judge for each district to serve as the Chief Judicial Officer. In addition, each district has at least one other district court judge who may preside in more than one district court within that judicial district, particularly in rural areas of the state. There were 198 district judges that served during Fiscal Year 2017.

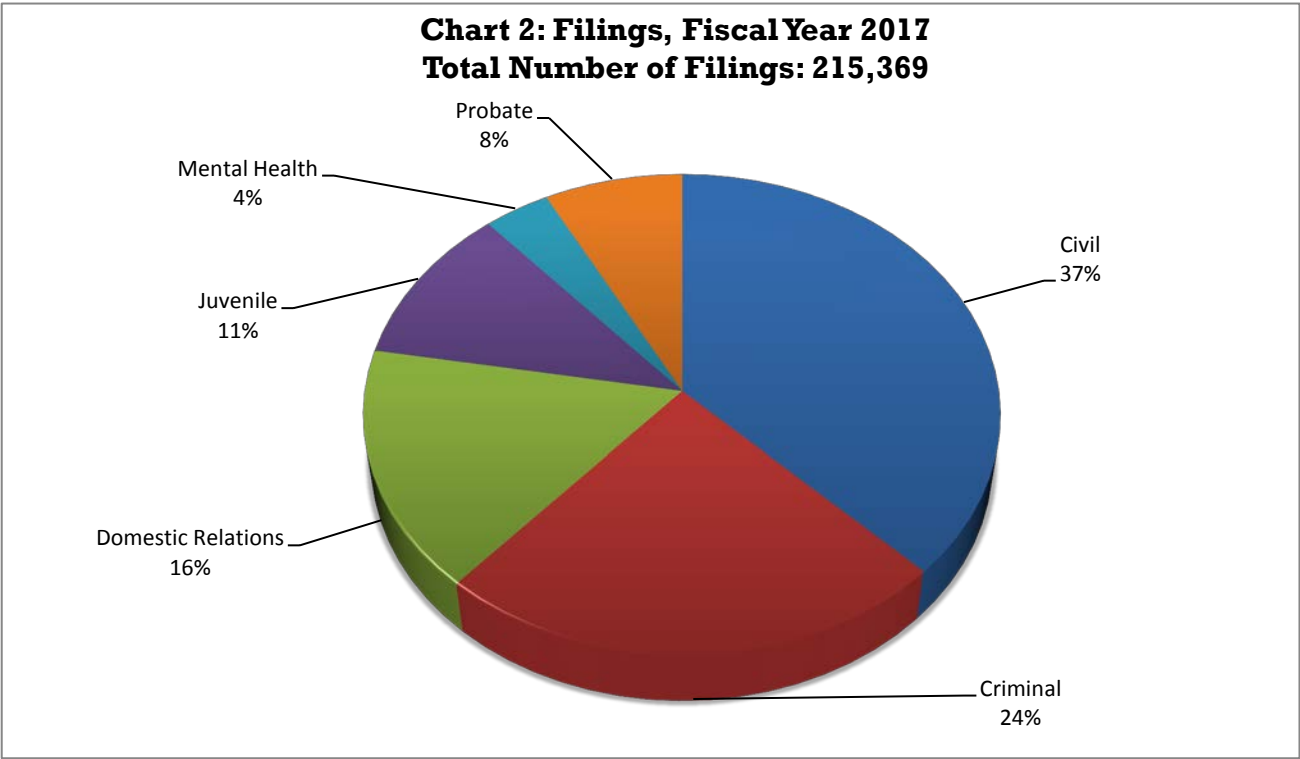
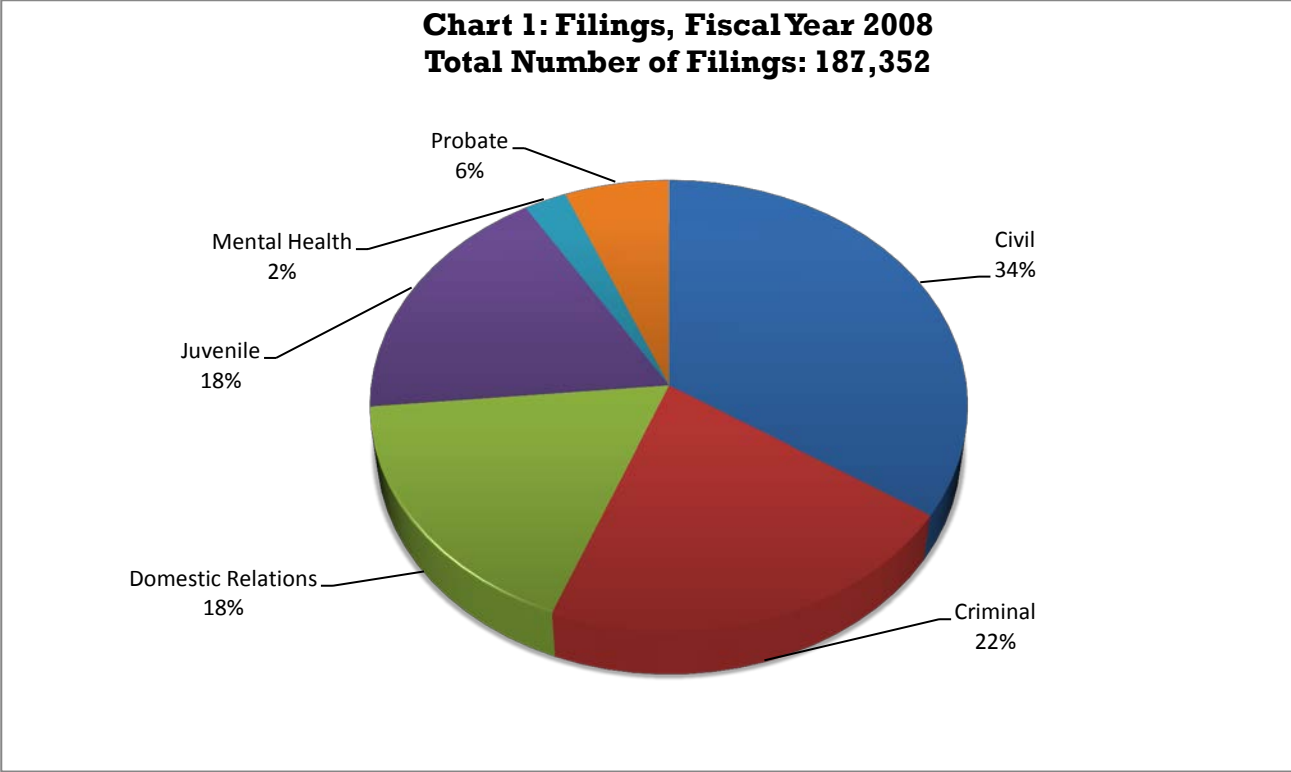
District judges preside over felony criminal matters, civil claims in any amount, juvenile matters (including adoption, dependency and neglect matters, juvenile delinquency, and paternity actions), probate, mental health, divorce proceedings, and water cases. Additionally, district judges preside over jury trials, handle appeals from Colorado’s municipal and county courts, and review decisions of administrative boards and agencies. District decisions may be appealed to the Colorado Court of Appeals and/or to the Colorado Supreme Court.

In Fiscal Year 2017, there were 215,369 case filings at the district court level (excluding water cases). Colorado’s district courts were able to terminate 210,040 cases during that same 12-month period. Compared to Fiscal Year 2016, district court filings in Fiscal Year 2017 have decreased by 1.01 percent. The greatest area of decrease was in Civil filings, which decreased by 8.66 percent. Alternatively, Criminal filings increased by 12.54 percent.

Information specific to each of the 22 Judicial Districts, including contact information, is available at <https://www.courts.state.co.us/Courts/District/Choose.cfm>.



**Chart 1 and Chart 2:
District Case Filings
Proportion of Cases by Class - Ten Year Comparison**



**Table 11:
District Court Filings, Terminations, and Percent Change
Fiscal Year 2016 and Fiscal Year 2017**

Filings Compared to Previous Year			
Case Class	FY16	FY17	Percent Change
Civil	88,277	80,632	-8.66%
Criminal	46,004	51,775	12.54%
Domestic Relations	34,966	35,057	0.26%
Juvenile	24,324	23,339	-4.05%
Mental Health	7,689	7,947	3.36%
Probate	16,309	16,619	1.90%
Total	217,569	215,369	-1.01%

Terminations Compared to Previous Year			
Case Class	FY16	FY17	Percent Change
Civil	88,758	80,917	-8.83%
Criminal	42,730	47,998	12.33%
Domestic Relations	34,877	34,799	-0.22%
Juvenile	22,518	21,722	-3.53%
Mental Health	7,731	7,905	2.25%
Probate	16,151	16,699	3.39%
Total	212,765	210,040	-1.28%

**Table 12:
District Court Caseload
Fiscal Year 2008 to Fiscal Year 2017**

Case Class	FY08	FY09	FY10	FY11	FY12	FY13	FY14	FY15	FY16	FY17
CIVIL										
New Cases Filed	64,199	67,480	116,346	125,597	169,055	108,634	96,325	101,112	88,277	80,632
Cases Terminated	64,021	65,909	117,836	126,804	169,186	111,606	97,728	101,355	88,758	80,917
CRIMINAL										
New Cases Filed	40,494	39,464	36,993	35,966	35,551	37,888	37,966	40,903	46,004	51,775
Cases Terminated	43,396	40,169	37,905	36,324	34,957	37,293	37,615	39,343	42,730	47,998
DOMESTIC RELATIONS										
New Cases Filed	33,025	33,190	35,624	36,009	35,434	34,630	34,907	34,841	34,966	35,057
Cases Terminated	32,518	32,426	34,965	35,748	35,683	34,593	35,067	34,352	34,877	34,799
JUVENILE										
New Cases Filed	33,370	32,165	30,360	29,958	28,731	27,296	24,600	24,681	24,324	23,339
Cases Terminated	32,391	30,170	29,855	29,326	26,462	26,951	23,866	23,274	22,518	21,722
MENTAL HEALTH										
New Cases Filed	4,713	4,795	5,159	5,543	6,064	6,480	7,072	7,326	7,689	7,947
Cases Terminated	4,487	4,865	5,127	5,483	5,744	6,531	7,072	7,408	7,731	7,905
PROBATE										
New Cases Filed	11,551	11,443	12,189	13,655	14,042	15,553	15,203	15,728	16,309	16,619
Cases Terminated	12,574	11,780	12,777	14,067	17,387	15,578	15,387	15,718	16,151	16,699
TOTAL										
<i>New Cases Filed</i>	187,352	188,537	236,671	246,728	288,877	230,481	216,073	224,591	217,569	215,369
<i>Cases Terminated</i>	189,387	185,319	238,465	247,752	289,419	232,552	216,735	221,450	212,765	210,040

**Table 13:
District Court Filings, Terminations, and Percent Change
Fiscal Year 2016 and Fiscal Year 2017**

Judicial District	Filings			Terminations		
	FY16	FY17	Percent Change	FY16	FY17	Percent Change
1	20,382	19,738	-3.16%	20,116	19,559	-2.77%
2	30,274	30,709	1.44%	30,031	30,521	1.63%
Juvenile-2	3,241	3,326	2.62%	3,037	3,051	0.46%
Probate-2	3,623	3,652	0.80%	3,505	3,976	13.44%
3	1,313	1,163	-11.42%	1,199	1,104	-7.92%
4	28,853	28,848	-0.02%	27,802	27,236	-2.04%
5	3,505	3,682	5.05%	3,484	3,570	2.47%
6	2,764	2,730	-1.23%	2,622	2,733	4.23%
7	3,648	3,700	1.43%	3,511	3,544	0.94%
8	10,822	10,796	-0.24%	10,808	10,427	-3.53%
9	3,186	3,251	2.04%	3,194	3,106	-2.76%
10	8,727	8,436	-3.33%	8,544	8,275	-3.15%
11	3,540	3,817	7.82%	3,319	3,704	11.60%
12	2,759	2,749	-0.36%	2,455	2,697	9.86%
13	3,296	3,276	-0.61%	3,179	3,171	-0.25%
14	1,932	1,910	-1.14%	2,020	1,831	-9.36%
15	924	954	3.25%	949	918	-3.27%
16	1,404	1,388	-1.14%	1,299	1,346	3.62%
17	20,941	20,471	-2.24%	20,880	19,937	-4.52%
18	31,645	30,914	-2.31%	31,213	30,320	-2.86%
19	11,524	11,143	-3.31%	10,945	10,682	-2.40%
20	10,358	9,893	-4.49%	10,091	9,735	-3.53%
21	7,651	7,612	-0.51%	7,356	7,428	0.98%
22	1,257	1,211	-3.66%	1,206	1,169	-3.07%
State Total^(a)	217,569	215,369	-1.01%	212,765	210,040	-1.28%

^(a) Totals do not include Water Court.

**Table 14:
District Court Filings and Terminations
Fiscal Year 2017**

Judicial District	Court Location	Criminal		Civil		Domestic Relations		Juvenile		Mental Health		Probate		Total	
		Filings	Term.	Filings	Term.	Filings	Term.	Filings	Term.	Filings	Term.	Filings	Term.	Filings	Term.
1	Gilpin	205	191	120	115	32	31	11	17	6	4	22	24	396	382
	Jefferson	4,384	4,191	6,835	6,831	3,303	3,252	2,100	2,239	748	735	1,972	1,929	19,342	19,177
	Total	4,589	4,382	6,955	6,946	3,335	3,283	2,111	2,256	754	739	1,994	1,953	19,738	19,559
2	Denver	6,803	6,549	19,429	19,476	4,477	4,496	n/a	n/a	n/a	n/a	n/a	n/a	30,709	30,521
	Denver Juvenile	n/a	n/a	n/a	n/a	n/a	n/a	3,326	3,051	n/a	n/a	n/a	n/a	3,326	3,051
	Denver Probate	n/a	n/a	n/a	n/a	n/a	n/a	n/a	n/a	1,408	1,415	2,244	2,561	3,652	3,976
	Total	6,803	6,549	19,429	19,476	4,477	4,496	3,326	3,051	1,408	1,415	2,244	2,561	37,687	37,548
3	Huerfano	158	154	80	89	51	54	57	40	4	5	36	37	386	379
	Las Animas	242	201	209	220	115	120	133	107	12	14	66	63	777	725
	Total	400	355	289	309	166	174	190	147	16	19	102	100	1,163	1,104
4	El Paso	7,153	6,506	8,461	8,484	5,876	5,864	3,279	2,353	1,314	1,315	1,895	1,880	27,978	26,402
	Teller	288	260	269	273	123	114	86	88	31	30	73	69	870	834
	Total	7,441	6,766	8,730	8,757	5,999	5,978	3,365	2,441	1,345	1,345	1,968	1,949	28,848	27,236
5	Clear Creek	111	85	120	105	66	65	67	57	10	11	41	31	415	354
	Eagle	342	328	1,042	1,032	268	244	82	90	23	22	94	92	1,851	1,808
	Lake	110	65	108	117	36	56	38	34	2	2	24	26	318	300
	Summit	348	338	505	520	135	133	37	44	11	12	62	61	1,098	1,108
	Total	911	816	1,775	1,774	505	498	224	225	46	47	221	210	3,682	3,570
6	Archuleta	120	110	222	321	93	95	56	56	9	9	71	70	571	661
	La Plata	659	574	648	641	310	313	184	178	127	122	185	194	2,113	2,022
	San Juan	6	12	28	28	1	2	2	1	0	0	9	7	46	50
	Total	785	696	898	990	404	410	242	235	136	131	265	271	2,730	2,733
7	Delta	238	175	332	355	224	226	157	151	14	11	115	101	1,080	1,019
	Gunnison	136	145	203	207	70	73	37	37	5	4	31	24	482	490
	Hinsdale	2	8	21	22	23	2	1	1	0	0	5	6	52	39
	Montrose	470	391	453	459	310	327	234	202	28	28	157	166	1,652	1,573
	Ouray	33	29	64	67	25	18	6	5	0	0	16	16	144	135
	San Miguel	62	69	146	138	50	50	9	9	0	0	23	22	290	288
Total	941	817	1,219	1,248	702	696	444	405	47	43	347	335	3,700	3,544	
8	Jackson	13	8	19	16	5	5	3	2	0	1	16	18	56	50
	Larimer	3,107	2,772	3,223	3,207	1,843	1,801	1,247	1,298	448	429	872	870	10,740	10,377
	Total	3,120	2,780	3,242	3,223	1,848	1,806	1,250	1,300	448	430	888	888	10,796	10,427
9	Garfield	674	614	866	849	420	415	230	188	33	36	112	95	2,335	2,197
	Pitkin	86	91	371	395	95	94	16	12	5	4	65	61	638	657
	Rio Blanco	88	70	95	95	43	41	13	12	0	0	39	34	278	252
	Total	848	775	1,332	1,339	558	550	259	212	38	40	216	190	3,251	3,106
10	Pueblo	2,651	2,604	2,314	2,291	1,282	1,267	1,194	1,172	336	322	659	619	8,436	8,275
11	Chaffee	241	217	188	181	122	130	94	82	11	10	75	79	731	699
	Custer	74	55	67	65	22	16	14	14	1	1	30	32	208	183
	Fremont	849	795	561	565	319	327	329	338	66	72	179	177	2,303	2,274
	Park	112	84	212	221	95	85	33	43	18	17	105	98	575	548
	Total	1,276	1,151	1,028	1,032	558	558	470	477	96	100	389	386	3,817	3,704

**Table 14:
District Court Filings and Terminations
Fiscal Year 2017**

Judicial District	Court Location	Criminal		Civil		Domestic Relations		Juvenile		Mental Health		Probate		Total	
		Filings	Term.	Filings	Term.	Filings	Term.	Filings	Term.	Filings	Term.	Filings	Term.	Filings	Term.
12	Alamosa	617	614	218	220	175	170	134	139	27	26	57	64	1,228	1,233
	Conejos	131	116	70	76	56	55	68	67	7	7	40	34	372	355
	Costilla	66	51	41	62	29	24	34	24	10	10	102	89	282	260
	Mineral	3	2	13	9	2	3	2	0	0	0	11	11	31	25
	Rio Grande	211	196	121	127	99	96	70	86	15	14	62	54	578	573
	Saguache	59	72	62	60	49	47	31	25	10	9	47	38	258	251
	Total	1,087	1,051	525	554	410	395	339	341	69	66	319	290	2,749	2,697
13	Kit Carson	93	89	67	70	41	40	28	30	15	16	33	31	277	276
	Logan	373	335	224	230	140	138	111	106	44	42	87	87	979	938
	Morgan	390	359	335	329	236	218	169	143	41	38	120	170	1,291	1,257
	Phillips	17	28	29	27	23	22	19	19	4	4	20	19	112	119
	Sedgwick	41	25	22	18	28	28	11	10	1	1	20	20	123	102
	Washington	53	35	52	53	30	22	26	19	2	2	33	37	196	168
	Yuma	71	68	74	80	49	54	32	41	6	5	66	63	298	311
Total	1,038	939	803	807	547	522	396	368	113	108	379	427	3,276	3,171	
14	Grand	97	67	235	243	87	74	15	12	4	6	55	53	493	455
	Moffat	299	316	196	185	105	98	85	87	5	5	47	42	737	733
	Routt	140	115	317	322	124	121	39	28	1	1	59	56	680	643
	Total	536	498	748	750	316	293	139	127	10	12	161	151	1,910	1,831
15	Baca	41	39	41	38	33	37	14	20	5	5	43	40	177	179
	Cheyenne	22	17	9	10	14	8	2	3	3	3	12	10	62	51
	Kiowa	13	9	16	15	8	6	13	6	1	1	25	20	76	57
	Prowers	253	258	119	115	88	87	106	103	8	10	65	58	639	631
	Total	329	323	185	178	143	138	135	132	17	19	145	128	954	918
16	Bent	93	82	48	46	44	34	43	41	7	8	27	29	262	240
	Crowley	99	72	71	69	32	40	22	20	3	3	21	22	248	226
	Otero	277	265	190	193	159	178	140	133	30	28	82	83	878	880
	Total	469	419	309	308	235	252	205	194	40	39	130	134	1,388	1,346
17	Adams	4,670	4,283	7,604	7,491	2,978	2,957	1,889	1,842	541	558	989	966	18,671	18,097
	Broomfield	363	321	650	763	400	400	175	155	70	71	142	130	1,800	1,840
	Total	5,033	4,604	8,254	8,254	3,378	3,357	2,064	1,997	611	629	1,131	1,096	20,471	19,937
18	Arapahoe	3,743	3,699	9,534	9,526	3,561	3,474	2,460	2,220	959	979	1,716	1,724	21,973	21,622
	Douglas	1,237	1,121	3,435	3,416	1,518	1,531	921	901	262	257	578	568	7,951	7,794
	Elbert	152	113	253	267	104	104	60	69	23	21	64	60	656	634
	Lincoln	150	108	67	62	40	31	31	23	6	6	40	40	334	270
	Total	5,282	5,041	13,289	13,271	5,223	5,140	3,472	3,213	1,250	1,263	2,398	2,392	30,914	30,320
19	Weld	2,944	2,585	3,432	3,514	2,034	1,979	1,522	1,414	255	249	956	941	11,143	10,682
20	Boulder	2,568	2,384	3,442	3,461	1,456	1,465	946	997	511	495	970	933	9,893	9,735
21	Mesa	2,325	2,104	2,119	2,120	1,270	1,336	926	900	364	359	608	609	7,612	7,428
22	Dolores	28	21	31	33	16	10	5	5	2	2	14	14	96	85
	Montezuma	371	338	284	282	195	196	115	113	35	33	115	122	1,115	1,084
	Total	399	359	315	315	211	206	120	118	37	35	129	136	1,211	1,169
State Total		51,775	47,998	80,632	80,917	35,057	34,799	23,339	21,722	7,947	7,905	16,619	16,699	215,369	210,040

**Table 15:
Court and Jury Trials for District Court
Fiscal Year 2017**

Judicial District	Court Location	Criminal		Civil		Juvenile		Total	
		Court Trials	Jury Trials	Court Trials	Jury Trials	Court Trials	Jury Trials	Court Trials	Jury Trials
1	Gilpin	0	3	0	0	0	0	0	3
	Jefferson	4	131	32	22	24	4	60	157
	<i>Total</i>	4	134	32	22	24	4	60	160
2	Denver	1	107	64	61	0	0	65	168
	Denver Juvenile	0	0	0	0	55	10	55	10
	<i>Total</i>	1	107	64	61	55	10	120	178
3	Huerfano	0	1	0	0	0	0	0	1
	Las Animas	0	1	2	0	1	0	3	1
	<i>Total</i>	0	2	2	0	1	0	3	2
4	El Paso	1	185	20	28	65	3	86	216
	Teller	0	8	1	0	1	0	2	8
	<i>Total</i>	1	193	21	28	66	3	88	224
5	Clear Creek	0	4	0	0	1	0	1	4
	Eagle	0	4	3	1	0	2	3	7
	Lake	0	1	0	0	0	0	0	1
	Summit	0	5	1	1	0	0	1	6
	<i>Total</i>	0	14	4	2	1	2	5	18
6	Archuleta	0	0	1	1	2	0	3	1
	La Plata	0	9	1	1	3	2	4	12
	San Juan	0	0	0	0	0	0	0	0
	<i>Total</i>	0	9	2	2	5	2	7	13
7	Delta	0	1	1	1	1	0	2	2
	Gunnison	0	0	1	1	1	0	2	1
	Hinsdale	0	0	0	0	0	0	0	0
	Montrose	0	8	1	0	1	1	2	9
	Ouray	0	0	0	0	0	0	0	0
	San Miguel	0	3	1	0	0	0	1	3
	<i>Total</i>	0	12	4	2	3	1	7	15
8	Jackson	0	0	0	0	0	0	0	0
	Larimer	1	30	14	8	7	0	22	38
	<i>Total</i>	1	30	14	8	7	0	22	38
9	Garfield	1	8	1	3	2	3	4	14
	Pitkin	1	1	2	0	0	0	3	1
	Rio Blanco	0	0	0	0	0	0	0	0
	<i>Total</i>	2	9	3	3	2	3	7	15
10	Pueblo	0	23	4	3	3	0	7	26
11	Chaffee	1	0	0	0	1	0	2	0
	Custer	1	1	1	0	0	0	2	1
	Fremont	0	10	4	0	5	0	9	10
	Park	0	0	2	0	0	1	2	1
	<i>Total</i>	2	11	7	0	6	1	15	12

**Table 15:
Court and Jury Trials for District Court
Fiscal Year 2017**

Judicial District	Court Location	Criminal		Civil		Juvenile		Total	
		Court Trials	Jury Trials	Court Trials	Jury Trials	Court Trials	Jury Trials	Court Trials	Jury Trials
12	Alamosa	0	12	0	1	3	0	3	13
	Conejos	0	2	1	0	1	0	2	2
	Costilla	0	2	0	0	3	0	3	2
	Mineral	0	1	0	0	0	0	0	1
	Rio Grande	0	3	0	0	1	0	1	3
	Saguache	0	0	1	0	1	0	2	0
	<i>Total</i>		0	20	2	1	9	0	11
13	Kit Carson	0	5	0	0	1	0	1	5
	Logan	0	12	0	1	1	0	1	13
	Morgan	0	9	0	0	0	0	0	9
	Phillips	0	0	0	0	0	0	0	0
	Sedgwick	0	0	0	0	0	0	0	0
	Washington	0	1	0	0	0	0	0	1
	Yuma	0	2	0	0	0	0	0	2
<i>Total</i>		0	29	0	1	2	0	2	30
14	Grand	0	1	1	0	0	0	1	1
	Moffat	0	4	0	0	0	0	0	4
	Routt	0	2	6	1	0	0	6	3
	<i>Total</i>		0	7	7	1	0	7	8
15	Baca	0	0	0	0	0	0	0	0
	Cheyenne	0	1	1	0	0	0	1	1
	Kiowa	0	0	0	0	0	0	0	0
	Prowers	0	3	0	0	0	0	0	3
	<i>Total</i>		0	4	1	0	0	1	4
16	Bent	0	1	0	0	0	0	0	1
	Crowley	0	1	0	0	0	0	0	1
	Otero	0	2	1	0	0	0	1	2
	<i>Total</i>		0	4	1	0	0	1	4
17	Adams	1	90	10	21	7	4	18	115
	Broomfield	0	6	1	1	1	0	2	7
	<i>Total</i>		1	96	11	22	8	4	20
18	Arapahoe	2	98	35	27	25	3	62	128
	Douglas	0	20	9	6	4	0	13	26
	Elbert	0	2	2	0	0	0	2	2
	Lincoln	0	12	0	0	0	0	0	12
	<i>Total</i>		2	132	46	33	29	3	77
19	Weld	0	54	12	12	24	1	36	67
20	Boulder	0	38	6	15	3	0	9	53
21	Mesa	0	39	4	2	14	10	18	51
22	Dolores	1	1	0	0	0	0	1	1
	Montezuma	0	5	0	0	2	0	2	5
	<i>Total</i>		1	6	0	0	2	0	3
State Total		15	973	247	218	264	44	526	1,235

**Table 16:
District Court Civil Filings by Case Type
Fiscal Year 2017**

Judicial District	Court Location	County Court		County Court or Municipal Appeal	Confirm Arbitration Award	Conservation Easements	Declaratory Judgment	Determination of Interests	Disclaimer	Distraint Warrant	Employment Discrimination	Foreclosure Other Than Rule 120	Forcible Entry and Detainer		
		Breach of Contract	Breach of Warranty											Counter Claim	Condemnation
1	Gilpin	2	0	0	2	0	0	5	1	0	0	60	0	1	0
	Jefferson	197	1	0	1	3	0	67	31	3	0	4,569	3	56	46
	Total	199	1	0	3	3	0	72	32	3	0	4,629	3	57	46
2	Denver	554	10	23	8	45	0	106	144	1	0	13,995	20	90	90
3	Huerfano	2	0	0	0	0	0	1	1	0	0	34	0	1	1
	Las Animas	4	0	0	1	0	0	1	2	0	0	95	0	3	0
	Total	6	0	0	1	0	0	2	3	0	0	129	0	4	1
4	El Paso	271	0	28	1	2	0	97	31	5	0	4,879	6	49	43
	Teller	5	0	0	0	0	0	5	2	0	0	158	0	4	1
	Total	276	0	28	1	2	0	102	33	5	0	5,037	6	53	44
5	Clear Creek	2	0	0	0	0	0	3	3	0	0	57	0	2	0
	Eagle	36	1	3	3	0	0	5	9	2	0	629	0	136	6
	Lake	1	0	0	0	0	0	0	0	0	0	71	0	0	0
	Summit	15	1	0	2	0	0	8	4	1	0	282	0	46	7
	Total	54	2	3	5	0	0	16	16	3	0	1,039	0	184	13
6	Archuleta	6	0	1	0	0	0	5	3	0	0	120	0	29	0
	La Plata	33	0	4	0	0	0	9	5	0	0	396	0	3	2
	San Juan	0	0	0	0	0	0	0	0	0	0	22	0	0	0
	Total	39	0	5	0	0	0	14	8	0	0	538	0	32	2
7	Delta	5	0	0	0	0	0	7	5	0	0	167	0	3	2
	Gunnison	2	0	0	0	0	0	1	5	0	0	115	0	2	3
	Hinsdale	0	0	0	0	0	0	0	0	0	0	16	0	0	0
	Montrose	10	0	0	0	0	0	8	7	0	0	269	0	3	1
	Ouray	2	0	0	0	0	0	4	0	0	0	36	0	3	0
	San Miguel	4	0	0	0	0	0	3	5	0	0	86	0	6	0
	Total	23	0	0	0	0	0	23	22	0	0	689	0	17	6
8	Jackson	0	0	0	0	0	0	0	0	0	0	11	0	0	0
	Larimer	121	4	0	5	5	0	25	16	4	0	1,983	3	10	7
	Total	121	4	0	5	5	0	25	16	4	0	1,994	3	10	7
9	Garfield	34	0	0	1	0	0	6	7	0	0	557	1	2	5
	Pitkin	35	0	0	0	2	0	3	8	1	0	207	0	5	3
	Rio Blanco	3	0	0	0	0	0	0	2	0	0	39	0	0	0
	Total	72	0	0	1	2	0	9	17	1	0	803	1	7	8
10	Pueblo	46	1	7	1	0	0	25	17	1	0	1,326	0	12	6
11	Chaffee	1	0	0	0	0	0	3	2	0	0	97	0	0	1
	Custer	2	0	0	0	0	0	2	2	3	0	32	0	1	0
	Fremont	5	0	0	0	0	0	5	3	0	0	254	0	2	2
	Park	8	0	1	0	0	0	3	3	0	0	108	0	3	0
	Total	16	0	1	0	0	0	13	10	3	0	491	0	6	3

**Table 16:
District Court Civil Filings by Case Type
Fiscal Year 2017**

Judicial District	Court Location	Foreign Judgment	Fraud	Goods		Landlord-Tenant	Lien	Malpractice	Mechanics		Money	Motion to Approve Transfer of Structured Settlement	Name Change	Negligence	Note	Other	Out of State Subpoena
				Sold and Delivered	Injunctive Relief				Lien	Lien							
1	Gilpin	2	0	0	0	0	0	0	0	3	0	0	2	0	3	1	
	Jefferson	33	17	8	15	2	6	15	17	287	24	64	54	11	114	24	
	Total	35	17	8	15	2	6	15	17	290	24	64	56	11	117	25	
2	Denver	62	40	93	152	33	2	85	74	303	30	71	85	94	164	141	
3	Huerfano	1	1	0	0	0	0	0	0	2	3	0	2	0	1	0	
	Las Animas	4	0	0	0	0	0	0	0	5	0	2	0	0	10	1	
	Total	5	1	0	0	0	0	0	0	7	3	2	2	0	11	1	
4	El Paso	43	16	13	26	4	4	26	16	514	28	9	54	10	161	53	
	Teller	2	1	0	1	0	0	0	0	7	0	1	2	0	5	0	
	Total	45	17	13	27	4	4	26	16	521	28	10	56	10	166	53	
5	Clear Creek	0	0	0	2	0	0	0	1	8	0	0	2	0	4	1	
	Eagle	3	1	0	2	0	2	0	10	27	2	2	17	3	14	0	
	Lake	0	0	0	0	0	0	0	0	5	0	1	0	0	1	0	
	Summit	0	0	0	2	0	4	2	10	27	0	0	6	2	3	3	
	Total	3	1	0	6	0	6	2	21	67	2	3	25	5	22	4	
6	Archuleta	1	1	1	0	0	0	0	0	10	0	0	3	0	1	0	
	La Plata	7	1	0	3	1	1	3	2	31	2	3	8	3	15	7	
	San Juan	0	0	0	0	0	0	0	0	0	0	0	0	0	2	0	
	Total	8	2	1	3	1	1	3	2	41	2	3	11	3	18	7	
7	Delta	3	0	0	3	0	0	0	0	20	0	3	0	0	8	1	
	Gunnison	3	2	0	1	1	0	2	1	11	0	0	0	0	3	1	
	Hinsdale	0	0	0	0	0	0	0	0	0	0	0	0	0	0	0	
	Montrose	3	0	1	0	1	0	2	2	29	3	2	2	0	9	1	
	Ouray	2	0	1	0	0	0	0	1	5	0	0	0	0	2	0	
	San Miguel	2	1	0	1	0	0	0	2	11	0	0	3	0	5	0	
	Total	13	3	2	5	2	0	4	6	76	3	5	5	0	27	3	
8	Jackson	0	0	0	0	0	0	0	0	0	0	0	1	0	4	0	
	Larimer	16	8	3	16	0	0	19	9	194	12	27	16	5	63	25	
	Total	16	8	3	16	0	0	19	9	194	12	27	17	5	67	25	
9	Garfield	9	2	0	1	0	0	2	3	62	0	8	6	2	14	4	
	Pitkin	6	3	0	3	0	0	1	1	16	0	1	3	3	12	9	
	Rio Blanco	0	0	0	2	0	1	0	0	5	0	0	0	1	3	0	
	Total	15	5	0	6	0	1	3	4	83	0	9	9	6	29	13	
10	Pueblo	6	4	1	12	1	0	5	4	123	8	27	14	1	34	9	
11	Chaffee	3	0	0	7	0	1	1	1	6	0	0	1	0	4	5	
	Custer	0	0	0	0	0	0	1	0	4	0	0	1	0	2	0	
	Fremont	2	1	1	2	0	1	1	0	18	2	0	2	1	18	0	
	Park	2	0	0	3	0	0	0	2	14	0	1	2	0	7	1	
	Total	7	1	1	12	0	2	3	3	42	2	1	6	1	31	6	

**Table 16:
District Court Civil Filings by Case Type
Fiscal Year 2017**

Judicial District	Court Location	Personal Injury	Personal Injury -	Petition to Seal	Petition to Seal	Property Damage	Protection Order	Public Nuisance	Public Utilities	Replevin	Review -	Rule 105	Rule 106 -	Rule 120
			Motor Vehicle	Criminal Conviction	Criminal Record						Other Local Government / Person		Writs / Contempt	Deed of Trust
1	Gilpin	9	3	1	13	0	0	0	0	0	0	3	0	9
	Jefferson	110	268	27	236	11	0	1	0	22	19	30	9	412
	Total	119	271	28	249	11	0	1	0	22	19	33	9	421
2	Denver	304	952	88	441	3	7	102	3	39	48	22	40	507
3	Huerfano	0	3	0	0	0	0	0	0	0	0	4	0	23
	Las Animas	3	8	0	11	1	0	0	0	2	0	5	3	45
	Total	3	11	0	11	1	0	0	0	2	0	9	3	68
4	El Paso	91	496	29	279	3	1	76	0	27	7	26	13	972
	Teller	1	5	0	10	0	0	1	0	1	0	6	0	51
	Total	92	501	29	289	3	1	77	0	28	7	32	13	1,023
5	Clear Creek	3	3	2	5	0	0	0	0	2	0	2	2	15
	Eagle	22	9	2	32	2	0	1	0	1	6	3	2	47
	Lake	1	2	1	3	0	0	0	0	0	0	4	0	18
	Summit	24	7	1	20	0	0	0	0	1	1	4	1	17
	Total	50	21	6	60	2	0	1	0	4	7	13	5	97
6	Archuleta	2	1	0	4	1	0	1	0	1	3	9	1	16
	La Plata	6	8	3	16	0	0	0	0	6	3	5	1	59
	San Juan	1	0	0	0	0	0	0	0	0	0	1	0	2
	Total	9	9	3	20	1	0	1	0	7	6	15	2	77
7	Delta	4	7	0	5	0	0	0	0	0	2	5	2	78
	Gunnison	5	2	12	11	0	1	0	0	0	0	7	1	10
	Hinsdale	1	0	0	1	0	0	0	0	0	0	0	0	2
	Montrose	2	7	0	7	0	0	0	0	6	0	6	1	70
	Ouray	1	0	0	2	0	0	0	0	0	0	1	0	4
	San Miguel	3	1	0	3	0	0	0	0	0	0	3	0	7
	Total	16	17	12	29	0	1	0	0	6	2	22	4	171
8	Jackson	1	0	0	0	0	0	0	0	0	0	0	0	2
	Larimer	44	117	27	167	6	0	24	0	27	3	19	1	180
	Total	45	117	27	167	6	0	24	0	27	3	19	1	182
9	Garfield	17	13	1	17	1	0	0	0	8	2	6	1	73
	Pitkin	7	3	0	15	2	0	0	0	0	0	7	2	12
	Rio Blanco	0	0	0	3	0	0	0	0	0	0	2	0	34
	Total	24	16	1	35	3	0	0	0	8	2	15	3	119
10	Pueblo	28	119	2	52	2	1	0	0	8	5	24	11	367
11	Chaffee	1	5	1	5	2	0	0	0	2	2	4	16	12
	Custer	0	2	0	0	0	0	0	0	1	0	5	0	9
	Fremont	5	11	1	7	0	1	0	0	5	3	7	53	97
	Park	2	6	1	3	0	0	0	0	1	0	9	1	30
	Total	8	24	3	15	2	1	0	0	9	5	25	70	148

**Table 16:
District Court Civil Filings by Case Type
Fiscal Year 2017**

Judicial District	Court Location	Services Rendered	Sexual Harassment	Special District	Specific Performance	Unemployment Compensation	Wages	Workman's Compensation	Writ of Habeas Corpus	Wrongful Death	Wrongful Death – Motor Vehicle	Total
1	Gilpin	0	0	0	0	0	0	0	0	0	0	120
	Jefferson	1	1	6	0	0	5	0	2	4	3	6,835
	<i>Total</i>	1	1	6	0	0	5	0	2	4	3	6,955
2	Denver	160	1	3	7	0	38	100	24	13	12	19,429
3	Huerfano	0	0	0	0	0	0	0	0	0	0	80
	Las Animas	0	0	0	0	0	0	0	3	0	0	209
	<i>Total</i>	0	0	0	0	0	0	0	3	0	0	289
4	El Paso	4	0	9	2	2	5	0	21	7	2	8,461
	Teller	0	0	0	0	0	0	0	0	0	0	269
	<i>Total</i>	4	0	9	2	2	5	0	21	7	2	8,730
5	Clear Creek	0	0	1	0	0	0	0	0	0	0	120
	Eagle	0	0	0	1	0	1	0	0	0	0	1,042
	Lake	0	0	0	0	0	0	0	0	0	0	108
	Summit	1	0	0	3	0	0	0	0	0	0	505
	<i>Total</i>	1	0	1	4	0	1	0	0	0	0	1,775
6	Archuleta	0	0	0	2	0	0	0	0	0	0	222
	La Plata	0	0	0	0	0	1	0	0	1	0	648
	San Juan	0	0	0	0	0	0	0	0	0	0	28
	<i>Total</i>	0	0	0	2	0	1	0	0	1	0	898
7	Delta	0	0	0	0	0	0	0	2	0	0	332
	Gunnison	0	0	0	0	0	0	0	1	0	0	203
	Hinsdale	0	0	1	0	0	0	0	0	0	0	21
	Montrose	0	0	0	1	0	0	0	0	0	0	453
	Ouray	0	0	0	0	0	0	0	0	0	0	64
	San Miguel	0	0	0	0	0	0	0	0	0	0	146
	<i>Total</i>	0	0	1	1	0	0	0	3	0	0	1,219
8	Jackson	0	0	0	0	0	0	0	0	0	0	19
	Larimer	0	0	4	1	0	2	1	0	2	2	3,223
	<i>Total</i>	0	0	4	1	0	2	1	0	2	2	3,242
9	Garfield	0	0	0	0	0	1	0	0	0	0	866
	Pitkin	0	0	0	0	0	0	0	1	0	0	371
	Rio Blanco	0	0	0	0	0	0	0	0	0	0	95
	<i>Total</i>	0	0	0	0	0	1	0	1	0	0	1,332
10	Pueblo	0	0	0	0	0	0	1	0	3	0	2,314
11	Chaffee	0	0	0	0	0	0	0	5	0	0	188
	Custer	0	0	0	0	0	0	0	0	0	0	67
	Fremont	0	0	0	0	0	0	0	50	1	0	561
	Park	0	0	0	0	0	0	0	0	1	0	212
	<i>Total</i>	0	0	0	0	0	0	0	55	2	0	1,028

**Table 16:
District Court Civil Filings by Case Type
Fiscal Year 2017**

Judicial District	Court Location	County Court		Confirm Arbitration Award	Conservation Easements	County Court or Municipal Appeal	Declaratory Judgment	Determination of Interests	Disclaimer	Distraint Warrant	Employment Discrimination	Foreclosure Other Than Rule 120	Forcible Entry and Detainer		
		Breach of Contract	Breach of Warranty											Counter Claim	Condemnation
12	Alamosa	4	0	0	0	2	0	0	0	120	1	2	0		
	Conejos	1	0	0	0	0	0	0	0	46	0	0	0		
	Costilla	0	0	0	0	0	0	0	0	17	0	0	1		
	Mineral	1	0	0	0	0	0	0	0	4	0	0	0		
	Rio Grande	4	0	0	0	1	1	0	0	75	0	1	0		
	Saguache	0	0	1	0	0	0	2	0	34	0	2	0		
	Total	10	0	1	0	0	3	3	0	0	296	1	5	1	
13	Kit Carson	6	0	0	0	2	0	0	0	23	0	0	0		
	Logan	4	1	0	0	8	3	0	0	99	0	0	10		
	Morgan	5	0	0	0	0	0	1	0	204	1	1	1		
	Phillips	2	0	0	0	1	0	0	0	18	0	1	0		
	Sedgwick	1	0	0	0	0	0	0	0	8	0	1	0		
	Washington	0	0	0	0	3	0	0	0	32	0	0	0		
	Yuma	3	0	0	0	3	0	0	0	45	0	0	0		
Total	21	1	0	0	0	17	3	1	0	429	1	3	11		
14	Grand	3	0	0	2	1	2	1	0	123	0	36	0		
	Moffat	2	0	0	0	2	1	0	0	108	0	3	1		
	Routt	18	1	0	0	2	2	0	0	184	0	12	0		
	Total	23	1	0	2	5	5	1	0	415	0	51	1		
15	Baca	0	0	0	0	1	0	1	0	18	0	0	0		
	Cheyenne	0	0	0	0	0	0	1	0	4	0	0	0		
	Kiowa	1	0	0	0	0	0	0	0	9	0	0	0		
	Prowers	2	1	0	0	0	0	1	0	76	0	0	0		
	Total	3	1	0	0	0	1	0	3	0	107	0	0	0	
16	Bent	4	0	0	0	0	0	0	0	23	0	0	0		
	Crowley	2	0	0	0	1	0	0	0	15	0	0	0		
	Otero	2	1	0	3	1	0	0	0	104	0	1	0		
	Total	8	1	0	3	2	0	0	0	142	0	1	0		
17	Adams	142	3	12	7	59	23	2	1	5,496	5	94	19		
	Broomfield	28	1	0	0	13	2	0	0	392	0	4	5		
	Total	170	4	12	7	72	25	2	1	5,888	5	98	24		
18	Arapahoe	310	4	2	0	96	47	6	0	6,334	5	156	56		
	Douglas	120	1	0	2	31	19	3	0	2,051	0	77	28		
	Elbert	6	0	0	0	1	2	1	0	163	0	4	0		
	Lincoln	4	0	0	0	0	0	1	0	20	0	0	0		
	Total	440	5	2	2	128	68	11	0	8,568	5	237	84		
19	Weld	75	4	8	8	26	16	2	0	2,337	0	13	3		
20	Boulder	202	4	5	1	44	27	2	0	1,891	4	10	13		
21	Mesa	39	0	5	0	19	5	0	0	1,168	1	5	1		
22	Dolores	0	0	0	0	1	0	0	0	22	0	2	1		
	Montezuma	4	0	1	0	6	2	0	0	172	0	1	1		
	Total	4	0	1	0	7	2	0	0	194	0	3	2		
State Total		2,401	39	101	48	66	0	731	472	43	1	52,105	50	898	366
Percent of State Total		3%	0.05%	0.13%	0.06%	0.08%	0.000%	1%	0.59%	0.05%	0%	65%	0.062%	1%	0.45%

**Table 16:
District Court Civil Filings by Case Type
Fiscal Year 2017**

Judicial District	Court Location	Foreign Judgment	Fraud	Goods Sold and Delivered	Injunctive Relief	Landlord-Tenant	Lien	Malpractice	Mechanics Lien	Money	Motion to Approve Transfer of Structured Settlement	Name Change	Negligence	Note	Other	Out of State Subpoena
12	Alamosa	1	0	1	1	0	0	0	0	8	1	11	0	0	2	0
	Conejos	0	0	0	1	0	0	0	0	0	0	0	0	0	1	0
	Costilla	0	0	0	1	0	0	0	0	3	0	1	0	0	3	0
	Mineral	0	0	0	0	0	0	0	0	0	0	0	1	0	2	0
	Rio Grande	0	1	0	2	0	0	0	0	3	0	2	0	1	1	0
	Saguache	0	0	0	0	0	0	0	0	2	0	3	1	0	2	0
	Total	1	1	1	5	0	0	0	0	0	16	1	17	2	1	11
13	Kit Carson	1	0	0	0	0	0	0	0	8	0	0	0	0	6	0
	Logan	2	0	0	0	0	0	0	0	23	0	2	1	1	6	1
	Morgan	1	0	0	0	0	0	0	1	29	0	0	4	1	6	0
	Phillips	0	0	0	0	0	0	0	0	2	0	0	0	0	0	1
	Sedgwick	0	0	0	0	0	0	0	0	2	0	0	1	0	1	0
	Washington	0	1	0	1	0	0	0	0	3	0	0	0	0	3	0
	Yuma	1	1	0	0	0	0	0	0	3	0	0	0	0	3	0
Total	5	2	0	1	0	0	0	0	1	70	0	2	6	2	25	2
14	Grand	2	0	0	0	0	1	0	2	8	1	0	1	0	5	0
	Moffat	1	0	0	2	0	0	0	0	8	1	1	1	0	1	0
	Routt	2	1	1	4	0	0	1	2	11	0	1	5	1	7	1
	Total	5	1	1	6	0	1	1	4	27	2	2	7	1	13	1
15	Baca	0	0	0	0	0	0	0	0	4	2	0	1	0	5	0
	Cheyenne	0	0	0	0	0	0	0	0	1	0	0	0	0	2	0
	Kiowa	0	0	0	0	0	0	0	0	0	0	0	0	0	2	0
	Prowers	0	0	0	0	0	0	1	0	3	1	2	0	0	7	1
	Total	0	0	0	0	0	0	1	0	8	3	2	1	0	16	1
16	Bent	0	1	0	0	0	0	0	0	1	0	0	0	0	3	0
	Crowley	0	0	0	0	0	0	1	0	1	0	1	1	0	1	1
	Otero	1	2	0	2	0	0	0	0	2	1	4	2	0	3	1
	Total	1	3	0	2	0	0	1	0	4	1	5	3	0	7	2
17	Adams	20	14	16	13	0	0	8	14	289	7	42	37	7	69	10
	Broomfield	1	0	2	1	0	0	2	2	30	1	1	12	0	4	9
	Total	21	14	18	14	0	0	10	16	319	8	43	49	7	73	19
18	Arapahoe	49	16	12	20	4	2	29	22	377	12	26	53	13	169	90
	Douglas	25	9	14	11	4	3	11	9	230	6	21	30	6	50	26
	Elbert	0	1	0	1	0	0	0	1	19	0	0	2	0	7	0
	Lincoln	0	0	0	0	0	0	0	0	3	0	1	0	0	15	0
	Total	74	26	26	32	8	5	40	32	629	18	48	85	19	241	116
19	Weld	15	7	2	13	1	2	3	10	151	7	11	16	2	47	10
20	Boulder	20	16	3	16	3	1	15	13	141	7	11	41	8	47	37
21	Mesa	10	3	3	6	1	0	6	3	122	13	21	7	4	31	11
22	Dolores	1	0	0	1	0	0	0	0	0	0	0	0	0	2	0
	Montezuma	2	1	0	2	0	0	0	1	20	0	1	3	0	8	0
	Total	3	1	0	3	0	0	0	1	20	0	1	3	0	10	0
State Total		370	173	176	352	56	31	242	236	3,254	174	385	506	180	1,207	486
Percent of State Total		0.459%	0.21%	0.22%	0.44%	0.07%	0.04%	0.30%	0.29%	4%	0.22%	0.48%	0.63%	0.22%	1.50%	0.60%

**Table 16:
District Court Civil Filings by Case Type
Fiscal Year 2017**

Judicial District	Court Location	Personal Injury	Personal Injury - Motor Vehicle	Petition to Seal Criminal Conviction	Petition to Seal Criminal Record	Property Damage	Protection Order	Public Nuisance	Public Utilities	Replevin	Review - Other Local Government / Person	Rule 105 Quiet Title	Rule 106 - Writs / Contempt	Rule 120 Deed of Trust
12	Alamosa	3	7	2	9	0	0	0	0	2	2	4	0	35
	Conejos	0	1	1	3	0	0	0	0	2	0	5	0	7
	Costilla	0	0	0	6	0	0	0	0	1	0	6	0	2
	Mineral	2	0	0	0	0	0	0	0	0	0	1	0	2
	Rio Grande	0	2	0	2	0	0	0	0	3	0	3	0	19
	Saguache	0	1	2	3	0	0	0	0	0	0	6	0	2
	Total	5	11	5	23	0	0	0	0	8	2	25	0	67
13	Kit Carson	0	0	0	1	0	0	0	0	3	0	2	3	11
	Logan	0	3	5	5	0	0	0	0	6	0	3	12	25
	Morgan	2	7	3	12	1	0	0	0	1	0	2	0	49
	Phillips	0	1	0	0	0	0	0	0	1	0	0	0	2
	Sedgwick	0	0	1	0	0	0	0	0	1	0	0	0	6
	Washington	0	1	1	0	0	0	0	0	0	0	0	0	6
	Yuma	0	2	0	1	0	0	0	0	1	0	0	0	10
	Total	2	14	10	19	1	0	0	0	13	0	7	15	109
14	Grand	1	0	2	8	0	0	0	0	1	1	6	0	27
	Moffat	0	2	0	3	0	0	0	0	2	0	7	0	48
	Routt	5	3	6	15	0	0	0	0	0	1	11	0	18
		Total	6	5	8	26	0	0	0	0	3	2	24	0
15	Baca	0	0	0	4	0	0	0	0	0	0	1	0	4
	Cheyenne	0	0	0	0	0	0	0	0	0	0	0	0	1
	Kiowa	0	1	0	0	0	0	0	0	0	0	0	0	2
	Prowers	0	1	0	1	0	0	0	0	0	0	1	2	19
		Total	0	2	0	5	0	0	0	0	0	0	2	2
16	Bent	0	1	0	0	0	0	0	0	0	0	1	2	6
	Crowley	1	1	0	1	0	0	0	0	0	0	3	26	10
	Otero	1	6	0	10	0	0	0	0	0	0	2	0	41
		Total	2	8	0	11	0	0	0	0	0	0	6	28
17	Adams	79	290	22	91	6	0	30	0	46	10	25	10	554
	Broomfield	16	37	9	41	0	0	1	0	4	0	1	1	26
		Total	95	327	31	132	6	0	31	0	50	10	26	11
18	Arapahoe	180	484	44	276	5	0	18	0	37	8	22	8	514
	Douglas	47	149	14	128	2	0	2	0	15	0	9	11	253
	Elbert	1	2	2	10	0	0	0	0	0	0	1	0	28
	Lincoln	2	0	0	3	0	1	0	0	0	0	1	12	3
		Total	230	635	60	417	7	1	20	0	52	8	33	31
19	Weld	34	88	6	87	4	0	0	0	72	2	16	5	308
20	Boulder	65	233	20	343	6	0	6	0	11	12	16	6	116
21	Mesa	21	46	13	82	4	2	0	0	7	2	4	2	445
22	Dolores	0	0	0	0	0	0	0	0	0	1	0	0	0
	Montezuma	2	4	0	9	0	0	0	0	4	1	3	0	35
		Total	2	4	0	9	0	0	0	0	4	2	3	0
State Total		1,160	3,431	352	2,522	62	14	263	3	380	144	391	261	5,814
Percent of State Total		1%	4%	0.44%	3%	0.08%	0.02%	0.33%	0.00%	0.47%	0.18%	0.48%	0.32%	7%

**Table 16:
District Court Civil Filings by Case Type
Fiscal Year 2017**

Judicial District	Court Location	Services Rendered	Sexual Harassment	Special District	Specific Performance	Unemployment Compensation	Wages	Workman's Compensation	Writ of Habeas Corpus	Wrongful Death	Wrongful Death – Motor Vehicle	Total
12	Alamosa	0	0	0	0	0	0	0	0	0	0	218
	Conejos	0	0	2	0	0	0	0	0	0	0	70
	Costilla	0	0	0	0	0	0	0	0	0	0	41
	Mineral	0	0	0	0	0	0	0	0	0	0	13
	Rio Grande	0	0	0	0	0	0	0	0	0	0	121
	Saguache	0	0	1	0	0	0	0	0	0	0	62
	Total		0	0	3	0	0	0	0	0	0	0
13	Kit Carson	0	0	0	0	0	0	0	0	1	0	67
	Logan	0	0	0	0	0	0	0	4	0	0	224
	Morgan	0	0	0	0	0	0	0	0	2	1	335
	Phillips	0	0	0	0	0	0	0	0	0	0	29
	Sedgwick	0	0	0	0	0	0	0	0	0	0	22
	Washington	0	0	0	0	0	0	0	1	0	0	52
	Yuma	0	0	0	0	0	1	0	0	0	0	74
Total		0	0	0	0	0	1	0	5	3	1	803
14	Grand	0	0	0	0	0	0	0	0	1	0	235
	Moffat	0	0	0	0	0	0	0	1	0	1	196
	Routt	0	0	1	1	0	0	0	0	0	0	317
	Total		0	0	1	1	0	0	0	1	1	748
15	Baca	0	0	0	0	0	0	0	0	0	0	41
	Cheyenne	0	0	0	0	0	0	0	0	0	0	9
	Kiowa	0	0	1	0	0	0	0	0	0	0	16
	Prowers	0	0	0	0	0	0	0	0	0	0	119
	Total		0	0	1	0	0	0	0	0	0	0
16	Bent	0	0	0	0	0	0	0	5	0	1	48
	Crowley	0	0	0	0	0	0	0	5	0	0	71
	Otero	0	0	0	0	0	0	0	0	0	0	190
	Total		0	0	0	0	0	0	10	0	1	309
17	Adams	2	0	8	2	0	4	1	1	5	8	7,604
	Broomfield	0	0	1	0	0	1	0	0	2	0	650
	Total		2	0	9	2	0	5	1	7	8	8,254
18	Arapahoe	2	1	5	0	2	8	0	2	5	0	9,534
	Douglas	1	1	6	0	0	2	1	0	4	1	3,435
	Elbert	0	0	1	0	0	0	0	0	0	0	253
	Lincoln	0	0	0	0	0	0	0	1	0	0	67
	Total		3	2	12	0	2	10	1	3	9	1
19	Weld	0	0	11	0	0	5	1	0	4	0	3,432
20	Boulder	4	0	3	1	0	5	1	2	4	3	3,442
21	Mesa	0	0	0	1	0	1	0	1	3	1	2,119
22	Dolores	0	0	0	0	0	0	0	0	0	0	31
	Montezuma	0	0	0	0	0	1	0	0	0	0	284
	Total		0	0	0	0	0	1	0	0	0	315
State Total		175	4	64	22	4	81	106	132	63	35	80,632
Percent of State Total		0.22%	0.005%	0.08%	0.03%	0.005%	0.10%	0.13%	0.16%	0.08%	0.04%	100%

**Table 17:
District Court Criminal Filings by Case Type
Fiscal Year 2017**

Judicial District	Court Location	Arson	Assault	Bail Violation	Bribery-Tampering	Burglary	Child Abuse	Criminal Mischief	Cruelty to Animals	Driving Under the Influence	Drugs	Escape	Forgery	Fraud	Fugitive from Justice
1	Gilpin	0	10	0	0	11	0	5	0	8	90	0	3	4	17
	Jefferson	8	339	18	13	212	7	62	3	129	1,273	183	141	14	115
	Total	8	349	18	13	223	7	67	3	137	1,363	183	144	18	132
2	Denver	8	727	18	32	471	9	105	3	90	2,676	279	114	49	82
3	Huerfano	1	12	0	0	23	1	2	2	7	47	1	0	0	5
	Las Animas	0	17	0	0	33	1	9	0	5	31	2	13	0	28
	Total	1	29	0	0	56	2	11	2	12	78	3	13	0	33
4	El Paso	21	668	4	67	507	22	115	6	116	1,542	274	91	275	305
	Teller	0	24	0	4	11	1	4	0	17	67	0	12	3	19
	Total	21	692	4	71	518	23	119	6	133	1,609	274	103	278	324
5	Clear Creek	2	11	2	1	4	1	1	0	5	24	0	3	0	12
	Eagle	0	20	5	0	20	1	8	0	21	85	0	9	3	15
	Lake	1	15	0	0	7	0	3	0	6	14	2	9	4	0
	Summit	0	45	24	2	21	1	3	0	16	74	0	12	7	18
	Total	3	91	31	3	52	3	15	0	48	197	2	33	14	45
6	Archuleta	0	19	32	0	9	1	1	0	4	10	2	0	0	6
	La Plata	3	55	30	2	31	5	11	0	36	101	14	9	2	74
	San Juan	0	2	0	0	0	0	0	0	0	0	0	0	0	0
	Total	3	76	62	2	40	6	12	0	40	111	16	9	2	80
7	Delta	1	11	13	0	35	1	4	1	8	57	6	2	2	7
	Gunnison	0	7	16	1	8	0	2	0	5	46	0	2	4	4
	Hinsdale	0	0	0	0	0	0	0	0	0	0	0	0	0	0
	Montrose	1	30	14	0	22	0	6	0	23	161	9	5	1	9
	Montrose-Nucla	0	0	0	0	1	0	0	0	1	0	0	0	0	1
	Ouray	0	1	2	0	1	0	2	0	5	7	0	0	0	2
	San Miguel	0	10	2	0	5	0	3	1	0	13	0	1	0	3
	Total	2	59	47	1	72	1	17	2	42	284	15	10	7	26
8	Jackson	0	2	4	0	2	0	0	0	0	0	0	0	0	2
	Larimer	4	215	155	4	216	12	38	1	80	1,024	49	56	7	109
	Total	4	217	159	4	218	12	38	1	80	1,024	49	56	7	111
9	Garfield	1	52	7	0	42	4	18	0	31	178	4	19	1	43
	Pitkin	0	2	0	0	7	0	1	0	4	20	0	1	1	3
	Rio Blanco	0	6	4	1	5	0	0	0	4	30	0	2	0	7
	Total	1	60	11	1	54	4	19	0	39	228	4	22	2	53
10	Pueblo	4	240	52	5	286	12	44	6	32	597	92	22	4	61
11	Chaffee	0	35	3	1	15	1	7	0	1	84	0	3	0	5
	Custer	0	8	1	0	13	0	3	0	0	16	0	0	1	8
	Fremont	3	88	1	0	52	5	3	0	14	333	1	6	6	26
	Park	0	9	0	0	6	2	5	0	7	21	0	2	0	10
	Total	3	140	5	1	86	8	18	0	22	454	1	11	7	49

**Table 17:
District Court Criminal Filings by Case Type
Fiscal Year 2017**

Judicial District	Court Location	Obstruction of Public Justice											
		Gambling	Habitual Criminal	Habitual Traffic	Homicide	Impersonation	Incest	Kidnapping	Menacing	Justice	Other	Perjury	Pornography
1	Gilpin	1	0	1	0	6	0	5	4	0	11	0	0
	Jefferson	0	0	6	41	72	0	49	130	11	226	0	0
	<i>Total</i>	1	0	7	41	78	0	54	134	11	237	0	0
2	Denver	0	0	0	82	43	0	62	245	34	223	0	0
3	Huerfano	0	0	0	2	1	0	0	16	1	8	0	0
	Las Animas	0	0	0	1	7	0	2	14	0	14	0	0
	<i>Total</i>	0	0	0	3	8	0	2	30	1	22	0	0
4	El Paso	0	0	1	123	61	3	95	379	4	671	0	0
	Teller	0	0	1	2	8	0	2	25	1	15	0	0
	<i>Total</i>	0	0	2	125	69	3	97	404	5	686	0	0
5	Clear Creek	0	0	0	1	5	0	1	7	0	7	0	0
	Eagle	0	0	0	0	10	0	3	18	4	18	0	1
	Lake	0	0	0	0	1	0	1	6	6	4	0	0
	Summit	0	0	0	2	8	1	1	18	2	12	0	0
	<i>Total</i>	0	0	0	3	24	1	6	49	12	41	0	1
6	Archuleta	0	0	1	2	4	0	2	3	1	5	0	0
	La Plata	0	0	2	7	55	0	2	27	2	45	0	0
	San Juan	0	0	0	0	0	0	0	0	0	2	0	0
	<i>Total</i>	0	0	3	9	59	0	4	30	3	52	0	0
7	Delta	0	0	0	0	5	0	0	21	0	15	0	0
	Gunnison	0	0	2	0	2	0	0	5	0	0	0	0
	Hinsdale	0	0	0	0	0	0	0	0	0	1	0	0
	Montrose	0	0	0	2	10	0	0	27	1	10	0	0
	Montrose-Nucla	0	0	0	0	0	0	0	3	0	0	0	0
	Ouray	0	0	0	0	1	0	0	0	0	4	0	0
	San Miguel	0	0	0	0	0	0	0	1	0	6	0	0
	<i>Total</i>	0	0	2	2	18	0	0	57	1	36	0	0
8	Jackson	0	0	0	0	0	0	0	2	0	0	0	0
	Larimer	0	0	0	15	150	0	18	92	1	246	0	0
	<i>Total</i>	0	0	0	15	150	0	18	94	1	246	0	0
9	Garfield	0	0	1	4	48	0	2	32	0	42	0	0
	Pitkin	0	0	0	0	3	0	1	5	0	9	0	0
	Rio Blanco	0	0	0	0	3	0	0	4	0	7	0	0
	<i>Total</i>	0	0	1	4	54	0	3	41	0	58	0	0
10	Pueblo	0	0	1	33	106	0	26	136	22	132	0	0
11	Chaffee	0	0	0	0	6	0	0	14	0	23	0	0
	Custer	0	0	0	0	2	0	0	8	0	5	0	0
	Fremont	0	0	1	14	13	0	6	37	2	113	0	0
	Park	0	0	1	0	2	0	0	9	0	17	0	0
	<i>Total</i>	0	0	2	14	23	0	6	68	2	158	0	0

**Table 17:
District Court Criminal Filings by Case Type
Fiscal Year 2017**

Judicial District	Court Location	Prostitution	Public Indecency	Abuse of Public Office	Public Peace and Order	Robbery	Sex Offenses	Tampering	Theft	Trespass	Vehicular Assault	Vehicular Homicide	Weapon	Total
1	Gilpin	0	0	0	0	2	1	0	17	5	1	0	3	205
	Jefferson	4	2	0	30	82	223	7	769	144	16	2	53	4,384
	Total	4	2	0	30	84	224	7	786	149	17	2	56	4,589
2	Denver	1	3	1	45	233	297	3	513	169	19	5	162	6,803
3	Huerfano	0	0	0	2	1	4	0	15	4	1	0	2	158
	Las Animas	0	1	0	0	7	2	0	29	20	3	0	3	242
	Total	0	1	0	2	8	6	0	44	24	4	0	5	400
4	El Paso	3	0	0	10	147	326	10	892	236	27	4	148	7,153
	Teller	0	0	0	2	6	11	0	36	9	0	0	8	288
	Total	3	0	0	12	153	337	10	928	245	27	4	156	7,441
5	Clear Creek	0	0	0	0	3	1	0	5	10	1	0	4	111
	Eagle	0	0	0	2	1	23	1	54	10	2	1	7	342
	Lake	0	0	1	2	0	2	3	12	4	2	0	5	110
	Summit	0	0	0	5	7	24	2	28	10	1	0	4	348
	Total	0	0	1	9	11	50	6	99	34	6	1	20	911
6	Archuleta	0	0	0	1	0	2	0	7	3	0	0	5	120
	La Plata	0	0	0	2	2	15	3	93	21	3	0	7	659
	San Juan	0	0	0	0	0	0	0	0	1	1	0	0	6
	Total	0	0	0	3	2	17	3	100	25	4	0	12	785
7	Delta	0	0	0	1	0	4	0	31	6	1	1	5	238
	Gunnison	0	0	0	4	0	3	1	9	7	2	0	6	136
	Hinsdale	0	0	0	0	0	0	0	0	1	0	0	0	2
	Montrose	0	0	0	15	11	13	0	61	15	3	1	12	462
	Montrose-Nucla	0	0	0	0	0	2	0	0	0	0	0	0	8
	Ouray	0	0	0	0	0	0	0	4	1	1	0	2	33
	San Miguel	0	0	0	0	0	1	0	3	8	0	0	5	62
	Total	0	0	0	20	11	23	1	108	38	7	2	30	941
8	Jackson	0	0	0	0	0	0	0	0	1	0	0	0	13
	Larimer	3	0	0	3	37	82	10	347	108	3	0	22	3,107
	Total	3	0	0	3	37	82	10	347	109	3	0	22	3,120
9	Garfield	0	0	0	0	10	16	1	64	32	4	2	16	674
	Pitkin	0	0	0	0	0	1	0	24	3	0	0	1	86
	Rio Blanco	0	0	0	0	0	3	0	7	2	0	0	3	88
	Total	0	0	0	0	10	20	1	95	37	4	2	20	848
10	Pueblo	2	0	1	15	75	67	1	436	83	4	1	53	2,651
11	Chaffee	0	0	0	0	0	6	2	20	11	0	0	4	241
	Custer	0	0	0	0	0	2	0	4	0	1	0	2	74
	Fremont	0	5	0	1	6	19	3	49	25	1	0	16	849
	Park	0	0	0	0	1	3	0	8	1	0	0	8	112
	Total	0	5	0	1	7	30	5	81	37	2	0	30	1,276

**Table 17:
District Court Criminal Filings by Case Type
Fiscal Year 2017**

Judicial District	Court Location	Arson	Assault	Bail Violation	Bribery-Tampering	Burglary	Child Abuse	Criminal Mischief	Cruelty to Animals	Driving Under the Influence	Drugs	Escape	Forgery	Fraud	Fugitive from Justice
12	Alamosa	0	43	0	1	46	1	3	0	10	226	29	16	8	12
	Conejos	0	14	0	0	23	1	3	0	1	18	1	3	0	3
	Costilla	0	6	1	0	4	0	0	0	3	11	2	1	1	3
	Mineral	0	1	0	0	0	0	0	0	0	1	0	0	0	0
	Rio Grande	0	22	0	0	15	0	9	0	1	69	2	2	3	4
	Saguache	0	10	0	0	12	0	2	0	0	11	0	1	0	2
	Total	0	96	1	1	100	2	17	0	15	336	34	23	12	24
13	Kit Carson	0	4	6	1	1	0	2	0	9	20	0	7	1	14
	Logan	1	32	7	4	24	3	6	0	7	118	38	0	2	27
	Morgan	1	41	18	0	34	0	6	0	16	81	0	8	3	14
	Phillips	0	4	5	0	1	0	0	0	0	1	0	1	0	0
	Sedgwick	0	1	3	0	15	0	0	0	0	9	0	1	0	2
	Washington	0	7	4	0	6	2	0	0	1	9	0	2	0	1
	Yuma	0	2	4	0	6	1	0	0	5	9	0	2	1	4
	Total	2	91	47	5	87	6	14	0	38	247	38	21	7	62
14	Grand	0	10	3	0	9	0	2	0	6	25	0	1	0	5
	Moffat	2	13	23	4	9	2	1	0	6	127	11	12	3	7
	Routt	1	10	1	0	12	0	4	0	4	47	0	0	0	7
	Total	3	33	27	4	30	2	7	0	16	199	11	13	3	19
15	Baca	0	4	0	0	8	0	0	0	0	3	0	1	1	5
	Cheyenne	0	1	0	0	0	0	1	0	3	5	0	1	0	3
	Kiowa	0	0	0	1	2	0	1	0	0	3	0	0	0	1
	Prowers	0	13	1	0	23	1	3	0	7	90	4	3	1	23
	Total	0	18	1	1	33	1	5	0	10	101	4	5	2	32
16	Bent	0	13	5	0	14	1	1	0	2	12	9	0	1	3
	Crowley	0	10	0	0	10	0	1	0	0	44	4	0	0	2
	Otero	3	25	4	0	45	3	6	0	1	65	6	7	1	7
	Total	3	48	9	0	69	4	8	0	3	121	19	7	2	12
17	Adams	12	436	9	5	250	12	60	3	150	1,534	155	116	10	130
	Broomfield	1	27	2	0	20	1	5	0	14	105	0	18	5	18
	Total	13	463	11	5	270	13	65	3	164	1,639	155	134	15	148
18	Arapahoe	6	318	30	3	196	8	50	2	103	1,241	104	104	17	162
	Douglas	1	87	11	7	54	1	35	1	33	360	14	51	13	50
	Elbert	0	14	3	0	3	0	4	0	2	57	0	1	1	7
	Lincoln	1	21	8	1	3	0	1	0	3	23	43	1	0	9
	Total	8	440	52	11	256	9	90	3	141	1,681	161	157	31	228
19	Weld	9	279	11	1	172	11	37	0	112	851	75	65	14	68
20	Boulder	9	245	62	33	228	8	45	2	74	604	53	36	17	98
21	Mesa	10	179	43	8	153	5	31	0	49	806	26	21	35	56
22	Dolores	0	3	1	0	0	0	1	0	0	9	0	0	0	0
	Montezuma	1	42	19	0	11	1	7	0	19	108	2	3	9	42
	Total	1	45	20	0	11	1	8	0	19	117	2	3	9	42
State Total		116	4,617	691	202	3,485	149	792	31	1,316	15,323	1,496	1,022	535	1,785
Percent of State Total		0.22%	9%	1%	0.39%	7%	0.29%	2%	0.06%	2.54%	30%	3%	2%	1%	3%

**Table 17:
District Court Criminal Filings by Case Type
Fiscal Year 2017**

Judicial District	Court Location	Obstruction of Public											
		Gambling	Habitual Criminal	Habitual Traffic	Homicide	Impersonation	Incest	Kidnapping	Menacing	Justice	Other	Perjury	Pornography
12	Alamosa	0	0	6	12	48	0	11	18	0	42	0	0
	Conejos	0	0	0	3	9	0	1	10	1	10	0	0
	Costilla	0	0	0	2	8	0	0	9	0	5	0	0
	Mineral	0	0	0	0	0	0	0	0	0	0	0	0
	Rio Grande	0	0	0	1	5	2	3	9	0	5	0	0
	Saguache	0	0	0	0	1	0	1	3	0	4	0	0
	<i>Total</i>	<i>0</i>	<i>0</i>	<i>6</i>	<i>18</i>	<i>71</i>	<i>2</i>	<i>16</i>	<i>49</i>	<i>1</i>	<i>66</i>	<i>0</i>	<i>0</i>
13	Kit Carson	0	0	0	4	4	0	0	1	0	5	0	0
	Logan	0	0	0	2	4	0	3	11	1	10	1	0
	Morgan	0	0	0	7	10	0	1	25	0	34	0	0
	Phillips	0	0	0	0	1	0	0	0	0	0	0	0
	Sedgwick	0	0	0	1	0	0	0	1	0	2	0	0
	Washington	0	0	0	1	0	0	0	2	0	2	0	0
	Yuma	0	0	0	1	0	0	0	4	0	13	0	0
<i>Total</i>	<i>0</i>	<i>0</i>	<i>0</i>	<i>16</i>	<i>19</i>	<i>0</i>	<i>4</i>	<i>44</i>	<i>1</i>	<i>66</i>	<i>1</i>	<i>0</i>	
14	Grand	0	0	1	0	1	0	0	6	0	3	0	0
	Moffat	0	0	0	1	4	0	5	6	3	10	0	0
	Routt	0	0	1	0	2	0	0	9	0	13	1	0
	<i>Total</i>	<i>0</i>	<i>0</i>	<i>2</i>	<i>1</i>	<i>7</i>	<i>0</i>	<i>5</i>	<i>21</i>	<i>3</i>	<i>26</i>	<i>1</i>	<i>0</i>
15	Baca	0	0	0	2	1	0	0	2	3	0	0	0
	Cheyenne	0	0	0	0	1	0	0	1	0	2	0	0
	Kiowa	0	0	0	0	0	0	0	0	0	0	0	0
	Prowers	0	0	1	0	3	0	1	10	14	13	0	0
	<i>Total</i>	<i>0</i>	<i>0</i>	<i>1</i>	<i>2</i>	<i>5</i>	<i>0</i>	<i>1</i>	<i>13</i>	<i>17</i>	<i>15</i>	<i>0</i>	<i>0</i>
16	Bent	0	0	0	1	1	0	0	5	0	9	0	0
	Crowley	0	0	1	1	2	0	3	5	2	3	0	0
	Otero	0	0	4	4	3	0	3	16	6	6	0	0
	<i>Total</i>	<i>0</i>	<i>0</i>	<i>5</i>	<i>6</i>	<i>6</i>	<i>0</i>	<i>6</i>	<i>26</i>	<i>8</i>	<i>18</i>	<i>0</i>	<i>0</i>
17	Adams	0	0	8	60	69	0	30	185	22	258	0	0
	Broomfield	0	0	0	1	11	1	4	10	0	11	0	0
	<i>Total</i>	<i>0</i>	<i>0</i>	<i>8</i>	<i>61</i>	<i>80</i>	<i>1</i>	<i>34</i>	<i>195</i>	<i>22</i>	<i>269</i>	<i>0</i>	<i>0</i>
18	Arapahoe	0	0	3	59	39	0	19	140	10	218	1	0
	Douglas	0	0	0	3	27	0	7	59	5	77	0	0
	Elbert	0	0	0	1	3	0	1	7	0	18	0	0
	Lincoln	0	0	0	2	0	0	0	9	2	0	0	0
	<i>Total</i>	<i>0</i>	<i>0</i>	<i>3</i>	<i>65</i>	<i>69</i>	<i>0</i>	<i>27</i>	<i>215</i>	<i>17</i>	<i>313</i>	<i>1</i>	<i>0</i>
19	Weld	0	0	7	28	95	0	40	131	13	275	0	0
20	Boulder	0	0	2	10	93	0	19	116	15	99	0	1
21	Mesa	0	0	5	12	127	0	11	106	14	102	0	0
22	Dolores	0	0	0	1	0	0	0	2	0	1	0	0
	Montezuma	0	0	0	1	5	0	1	14	0	13	0	0
	<i>Total</i>	<i>0</i>	<i>0</i>	<i>0</i>	<i>2</i>	<i>5</i>	<i>0</i>	<i>1</i>	<i>16</i>	<i>0</i>	<i>14</i>	<i>0</i>	<i>0</i>
<i>State Total</i>		<i>1</i>	<i>0</i>	<i>57</i>	<i>552</i>	<i>1,209</i>	<i>7</i>	<i>442</i>	<i>2,220</i>	<i>203</i>	<i>3,154</i>	<i>3</i>	<i>2</i>
<i>Percent of State Total</i>		<i>0.00%</i>	<i>0.00%</i>	<i>0%</i>	<i>1%</i>	<i>2%</i>	<i>0.01%</i>	<i>1%</i>	<i>4%</i>	<i>0.39%</i>	<i>6%</i>	<i>0.01%</i>	<i>0.00%</i>

**Table 17:
District Court Criminal Filings by Case Type
Fiscal Year 2017**

Judicial District	Court Location	Prostitution	Public Indecency	Abuse of Public Office	Public Peace and Order	Robbery	Sex Offenses	Tampering	Theft	Trespass	Vehicular Assault	Vehicular Homicide	Weapon	Total
12	Alamosa	0	0	0	0	11	11	4	29	19	0	3	8	617
	Conejos	0	0	0	9	2	2	1	7	7	2	0	0	131
	Costilla	0	0	0	0	0	6	0	0	2	0	1	1	66
	Mineral	0	0	0	0	0	0	0	0	0	1	0	0	3
	Rio Grande	1	0	0	14	1	4	1	26	6	1	1	4	211
	Saguache	0	0	0	2	2	2	0	3	3	0	0	0	59
	Total	1	0	0	25	16	25	6	65	37	4	5	13	1,087
13	Kit Carson	0	0	0	1	0	4	2	5	2	0	0	0	93
	Logan	0	0	0	6	1	16	1	34	11	1	0	2	373
	Morgan	0	0	0	0	4	11	2	47	19	0	2	6	390
	Phillips	0	0	0	0	0	2	1	0	1	0	0	0	17
	Sedgwick	0	0	0	0	0	2	0	1	1	0	0	2	41
	Washington	0	0	0	0	0	5	3	7	0	0	0	1	53
	Yuma	0	0	0	0	0	2	3	9	1	0	0	4	71
	Total	0	0	0	7	5	42	12	103	35	1	2	15	1,038
14	Grand	0	0	0	1	0	3	0	10	9	1	0	1	97
	Moffat	0	0	0	2	1	7	2	12	17	1	0	8	299
	Routt	0	0	0	0	3	3	0	14	5	2	0	1	140
		Total	0	0	0	3	4	13	2	36	31	4	0	10
15	Baca	0	0	0	3	0	1	0	6	0	0	0	1	41
	Cheyenne	0	0	0	0	0	1	0	2	1	0	0	0	22
	Kiowa	0	0	0	1	0	0	0	3	0	1	0	0	13
	Prowers	0	0	0	3	1	3	0	19	5	0	0	11	253
		Total	0	0	0	7	1	5	0	30	6	1	0	12
16	Bent	0	0	0	1	1	5	0	6	1	0	1	1	93
	Crowley	0	0	0	0	1	3	0	5	1	0	1	0	99
	Otero	0	1	0	8	5	13	0	19	13	0	0	3	277
		Total	0	1	0	9	7	21	0	30	15	0	2	4
17	Adams	1	0	0	40	88	145	9	620	130	20	7	96	4,670
	Broomfield	0	0	0	1	1	8	0	86	10	1	0	2	363
		Total	1	0	0	41	89	153	9	706	140	21	7	98
18	Arapahoe	5	0	0	5	83	128	4	493	90	12	5	85	3,743
	Douglas	0	0	0	13	14	30	0	222	45	8	0	9	1,237
	Elbert	0	0	0	0	1	3	0	18	5	0	0	3	152
	Lincoln	0	0	0	5	0	3	0	11	2	0	0	2	150
		Total	5	0	0	23	98	164	4	744	142	20	5	99
19	Weld	0	0	0	0	50	61	7	403	89	1	0	39	2,944
20	Boulder	0	1	1	78	32	107	4	309	141	7	1	18	2,568
21	Mesa	0	0	0	36	23	83	32	178	109	4	1	60	2,325
22	Dolores	0	0	0	0	0	3	1	1	2	1	0	2	28
	Montezuma	0	1	0	10	1	14	2	27	10	1	0	7	371
		Total	0	1	0	10	1	17	3	28	12	2	0	9
State Total		20	14	4	379	957	1,844	126	6,169	1,707	162	40	943	51,775
Percent of State Total		0.04%	0.03%	0.01%	0.73%	2%	4%	0.24%	12%	3%	0.31%	0.08%	2%	100%

**Table 18:
DUI-Felony Filings by District
Fiscal Year 2016 and Fiscal Year 2017**

Judicial District	FY16	FY17
1	111	137
2	88	90
3	3	12
4	112	133
5	45	48
6	17	40
7	31	42
8	80	80
9	28	39
10	29	32
11	13	22
12	17	15
13	24	38
14	10	16
15	10	10
16	5	3
17	169	164
18	185	141
19	55	112
20	58	74
21	34	49
22	8	19
State Totals	1,132	1,316

**Table 19:
District Court Domestic Relations Filings by Case Type
Fiscal Year 2017**

Judicial District	Court Location	Administrative Support Order IV-D	Child Custody Allocation of Parental Rsp	Civil Union Dissolution	Civil Union Invalidation	Civil Union Legal Separation	Dissolution of Marriage	Incoming Registration of Support	Invalidity of Marriage	Legal Separation	Other	Outgoing Registration of UIFSA	Registration of Foreign Decree	Total
1	Gilpin	0	6	0	0	0	21	0	1	0	0	0	4	32
	Jefferson	27	500	2	0	0	2,398	28	28	85	98	0	137	3,303
	Total	27	506	2	0	0	2,419	28	29	85	98	0	141	3,335
2	Denver	0	776	15	1	1	3,223	128	65	76	171	0	21	4,477
3	Huerfano	0	14	0	0	0	32	1	2	0	0	0	2	51
	Las Animas	0	30	0	0	0	76	0	3	1	0	0	5	115
	Total	0	44	0	0	0	108	1	5	1	0	0	7	166
4	El Paso	6	820	7	1	1	4,290	138	46	215	58	0	294	5,876
	Teller	0	20	0	0	0	92	0	2	6	0	0	3	123
	Total	6	840	7	1	1	4,382	138	48	221	58	0	297	5,999
5	Clear Creek	0	8	0	0	0	46	1	1	3	1	0	6	66
	Eagle	0	45	0	1	0	200	5	1	7	2	0	7	268
	Lake	1	5	0	0	0	21	0	2	0	1	0	6	36
	Summit	2	10	0	0	0	114	0	2	4	0	0	3	135
	Total	3	68	0	1	0	381	6	6	14	4	0	22	505
6	Archuleta	0	23	1	0	0	54	7	0	5	1	0	2	93
	La Plata	1	46	2	1	0	245	0	1	9	1	0	4	310
	San Juan	0	1	0	0	0	0	0	0	0	0	0	0	1
	Total	1	70	3	1	0	299	7	1	14	2	0	6	404
7	Delta	0	51	0	0	0	161	1	2	5	0	0	4	224
	Gunnison	2	9	0	0	0	51	0	0	7	0	0	1	70
	Hinsdale	0	1	0	0	0	2	20	0	0	0	0	0	23
	Montrose	0	57	0	0	0	232	0	1	11	0	0	9	310
	Ouray	0	4	0	0	0	19	0	1	1	0	0	0	25
	San Miguel	1	7	0	0	0	39	2	0	1	0	0	0	50
Total	3	129	0	0	0	504	23	4	25	0	0	14	702	
8	Jackson	0	0	0	0	0	3	0	0	1	0	0	1	5
	Larimer	0	343	3	0	0	1,386	4	18	52	7	0	30	1,843
	Total	0	343	3	0	0	1,389	4	18	53	7	0	31	1,848
9	Garfield	0	82	1	0	0	303	20	2	6	0	0	6	420
	Pitkin	0	6	0	0	0	83	1	3	2	0	0	0	95
	Rio Blanco	0	10	0	0	1	25	3	0	1	0	0	3	43
	Total	0	98	1	0	1	411	24	5	9	0	0	9	558
10	Pueblo	0	366	5	0	0	786	47	13	20	1	0	44	1,282
11	Chaffee	0	23	0	0	0	92	0	0	4	1	0	2	122
	Custer	4	4	0	0	0	13	1	0	0	0	0	0	22
	Fremont	0	60	2	0	0	224	18	3	8	0	0	4	319
	Park	1	10	0	0	0	73	4	0	5	0	0	2	95
	Total	5	97	2	0	0	402	23	3	17	1	0	8	558

**Table 19:
District Court Domestic Relations Filings by Case Type
Fiscal Year 2017**

Judicial District	Court Location	Administrative Support Order IV-D	Child Custody Allocation of Parental Rsp	Civil Union Dissolution	Civil Union Invalidation	Civil Union Legal Separation	Dissolution of Marriage	Incoming Registration of Support	Invalidity of Marriage	Legal Separation	Other	Outgoing Registration of UIFSA	Registration of Foreign Decree	Total
12	Alamosa	0	52	0	0	0	111	6	0	4	1	0	1	175
	Conejos	0	27	0	0	0	25	1	1	0	0	0	2	56
	Costilla	0	10	0	0	0	17	0	0	0	0	0	2	29
	Mineral	0	0	0	0	0	2	0	0	0	0	0	0	2
	Rio Grande	0	27	0	0	0	59	0	0	3	0	0	10	99
	Saguache	0	12	0	0	0	33	0	0	1	0	0	3	49
	Total	0	128	0	0	0	247	7	1	8	1	0	18	410
13	Kit Carson	3	6	0	0	0	29	1	0	1	0	0	1	41
	Logan	0	33	0	0	0	99	3	2	2	1	0	0	140
	Morgan	0	67	0	0	0	152	15	0	1	0	0	1	236
	Phillips	0	2	0	0	0	19	0	0	0	0	0	2	23
	Sedgwick	4	5	0	0	0	16	0	1	1	0	0	1	28
	Washington	0	9	0	0	0	20	1	0	0	0	0	0	30
	Yuma	0	10	0	0	0	36	0	1	0	2	0	0	49
Total	7	132	0	0	0	371	20	4	5	3	0	5	547	
14	Grand	0	13	0	0	0	65	5	0	4	0	0	0	87
	Moffat	0	24	0	0	0	76	2	0	1	0	0	2	105
	Routt	7	9	0	0	0	88	7	0	8	1	0	4	124
	Total	7	46	0	0	0	229	14	0	13	1	0	6	316
15	Baca	0	9	0	0	0	22	0	1	1	0	0	0	33
	Cheyenne	0	3	0	0	0	8	0	1	2	0	0	0	14
	Kiowa	0	2	0	0	0	6	0	0	0	0	0	0	8
	Prowers	0	27	0	0	0	53	6	0	1	1	0	0	88
	Total	0	41	0	0	0	89	6	2	4	1	0	0	143
16	Bent	0	9	0	0	1	28	1	1	2	1	0	1	44
	Crowley	0	10	0	0	0	21	0	0	1	0	0	0	32
	Otero	0	47	0	0	0	102	3	2	1	0	0	4	159
	Total	0	66	0	0	1	151	4	3	4	1	0	5	235
17	Adams	0	756	5	0	0	2,119	1	18	56	6	0	17	2,978
	Broomfield	0	47	0	0	0	305	9	3	15	13	0	8	400
	Total	0	803	5	0	0	2,424	10	21	71	19	0	25	3,378
18	Arapahoe	0	625	8	0	0	2,551	65	29	101	10	0	172	3,561
	Douglas	0	125	3	0	0	1,281	31	5	58	2	0	13	1,518
	Elbert	0	16	0	0	0	81	2	0	5	0	0	0	104
	Lincoln	0	14	0	0	0	26	0	0	0	0	0	0	40
	Total	0	780	11	0	0	3,939	98	34	164	12	0	185	5,223
19	Weld	104	452	0	1	0	1,397	0	15	45	5	0	15	2,034
20	Boulder	1	217	1	0	1	1,117	19	11	45	6	0	38	1,456
21	Mesa	0	261	1	0	0	874	0	19	25	0	0	90	1,270
22	Dolores	0	5	0	0	0	10	0	0	0	0	0	1	16
	Montezuma	1	40	0	0	0	138	3	1	3	2	0	7	195
	Total	1	45	0	0	0	148	3	1	3	2	0	8	211
State Total		165	6,308	56	5	5	25,290	610	308	922	393	0	995	35,057
Percent of State Total		0.47%	18%	0.16%	0.01%	0.01%	72%	2%	1%	3%	1%	0.000%	3%	100%

**Table 20:
District Court Juvenile Filings by Case Type
Fiscal Year 2017**

Judicial District	Court Location	Consent			D&N		Grandparent Visitation	Juvenile Expungement	Juvenile Other	Juvenile Relinquishment	Paternity
		Adoption	Confidential Intermediary	for Marriage	Dependency & Neglect	Expedited Placement					
1	Gilpin	5	0	0	0	1	0	0	0	0	0
	Jefferson	255	3	0	104	188	0	15	5	59	26
	Total	260	3	0	104	189	0	15	5	59	26
2	Denver Juvenile	268	11	1	171	256	0	0	31	8	28
3	Huerfano	8	0	0	6	5	0	0	0	0	2
	Las Animas	16	0	0	4	11	0	0	0	2	4
	Total	24	0	0	10	16	0	0	0	2	6
4	El Paso	306	1	1	269	363	0	67	1	29	32
	Teller	16	0	0	7	6	0	1	3	0	2
	Total	322	1	1	276	369	0	68	4	29	34
5	Clear Creek	29	0	0	3	4	0	0	0	20	2
	Eagle	9	0	0	6	2	0	0	1	0	2
	Lake	3	0	0	2	0	0	0	0	0	1
	Summit	4	0	0	0	0	0	1	0	0	0
	Total	45	0	0	11	6	0	1	1	20	5
6	Archuleta	12	0	0	1	5	1	0	0	0	0
	La Plata	19	0	0	8	14	0	0	0	3	6
	San Juan	0	0	0	0	0	0	0	0	0	0
	Total	31	0	0	9	19	1	0	0	3	6
7	Delta	21	0	1	19	20	0	0	0	4	2
	Gunnison	2	0	0	3	3	1	0	2	0	0
	Hinsdale	0	0	0	0	0	0	0	0	0	0
	Montrose	23	0	0	19	28	0	0	0	13	1
	Ouray	3	0	0	0	0	0	0	0	0	0
	San Miguel	4	0	0	0	1	0	0	0	0	0
Total	53	0	1	41	52	1	0	2	17	3	
8	Jackson	0	0	0	0	0	0	0	0	0	0
	Larimer	134	1	0	47	94	1	1	3	31	11
	Total	134	1	0	47	94	1	1	3	31	11
9	Garfield	21	0	0	10	14	1	1	2	0	13
	Pitkin	1	0	0	0	0	0	0	0	0	1
	Rio Blanco	0	0	0	6	0	0	0	1	0	0
	Total	22	0	0	16	14	1	1	3	0	14
10	Pueblo	141	0	1	32	110	1	9	1	14	25
11	Chaffee	9	0	1	6	13	1	0	0	0	2
	Custer	3	0	0	1	1	0	0	0	0	0
	Fremont	47	0	0	28	44	0	2	0	5	8
	Park	6	0	0	4	0	0	0	0	0	0
	Total	65	0	1	39	58	1	2	0	5	10

*A detailed listing of Juvenile Delinquency filings by case type are found in Table 21 of this report.

**Table 20:
District Court Juvenile Filings by Case Type
Fiscal Year 2017**

Judicial District	Court Location	IV-D Paternity Order	Petition for		IV-D Support Order	IV-D Truancy	Non-JD Juvenile Total	Juvenile Delinquency Total*	Non-JD/JDTotal	
			Review of Need for Placement	Support						
1	Gilpin	0	0	0	0	1	2	9	2	11
	Jefferson	109	1	0	1	401	150	1,317	783	2,100
	Total	109	1	0	1	402	152	1,326	785	2,111
2	Denver Juvenile	346	2	3	0	608	539	2,272	1,054	3,326
3	Huerfano	2	0	0	0	18	2	43	14	57
	Las Animas	10	0	0	0	27	18	92	41	133
	Total	12	0	0	0	45	20	135	55	190
4	El Paso	286	2	2	0	347	301	2,007	1,272	3,279
	Teller	1	0	4	0	6	3	49	37	86
	Total	287	2	6	0	353	304	2,056	1,309	3,365
5	Clear Creek	1	0	0	0	2	0	61	6	67
	Eagle	1	0	0	0	15	0	36	46	82
	Lake	1	0	0	0	6	0	13	25	38
	Summit	4	0	0	0	10	5	24	13	37
	Total	7	0	0	0	33	5	134	90	224
6	Archuleta	8	0	0	0	21	0	48	8	56
	La Plata	14	1	0	0	61	0	126	58	184
	San Juan	0	0	0	0	2	0	2	0	2
	Total	22	1	0	0	84	0	176	66	242
7	Delta	9	0	0	0	35	0	111	46	157
	Gunnison	1	0	0	0	9	0	21	16	37
	Hinsdale	0	0	0	0	0	0	0	1	1
	Montrose	9	4	1	0	66	0	164	70	234
	Ouray	1	0	0	0	1	0	5	1	6
	San Miguel	1	0	0	0	2	0	8	1	9
Total	21	4	1	0	113	0	309	135	444	
8	Jackson	0	0	0	0	1	0	1	2	3
	Larimer	73	0	0	0	265	7	668	579	1,247
	Total	73	0	0	0	266	7	669	581	1,250
9	Garfield	7	0	32	0	30	0	131	99	230
	Pitkin	0	0	0	0	2	0	4	12	16
	Rio Blanco	0	0	0	0	2	1	10	3	13
	Total	7	0	32	0	34	1	145	114	259
10	Pueblo	91	9	7	0	304	166	911	283	1,194
11	Chaffee	3	0	0	0	12	13	60	34	94
	Custer	0	0	0	0	0	0	5	9	14
	Fremont	21	0	4	0	86	10	255	74	329
	Park	2	0	0	0	4	4	20	13	33
	Total	26	0	4	0	102	27	340	130	470

*A detailed listing of Juvenile Delinquency filings by case type are found in Table 21 of this report.

**Table 20:
District Court Juvenile Filings by Case Type
Fiscal Year 2017**

Judicial District	Court Location	Adoption		Consent	Dependency	D&N	Grandparent	Juvenile	Juvenile	Juvenile	Paternity
			Confidential Intermediary	for Marriage	& Neglect	Expedited Placement	Visitation	Expungement	Other	Relinquishment	
12	Alamosa	26	0	0	9	18	0	0	0	0	0
	Conejos	7	0	0	5	9	0	0	0	6	0
	Costilla	1	0	0	13	2	0	0	0	2	0
	Mineral	1	0	0	0	1	0	0	0	0	0
	Rio Grande	9	0	0	6	3	0	0	0	3	1
	Saguache	3	0	0	2	5	0	0	0	0	0
	<i>Total</i>	<i>47</i>	<i>0</i>	<i>0</i>	<i>35</i>	<i>38</i>	<i>0</i>	<i>0</i>	<i>0</i>	<i>11</i>	<i>1</i>
13	Kit Carson	3	0	0	1	3	0	0	2	0	0
	Logan	10	0	0	12	22	0	0	1	2	2
	Morgan	15	0	0	13	28	0	0	1	2	0
	Phillips	1	0	0	1	2	0	0	0	0	0
	Sedgwick	2	0	0	1	2	0	0	0	0	0
	Washington	4	0	0	1	1	0	0	0	0	0
	Yuma	3	0	0	1	6	0	0	0	1	2
<i>Total</i>	<i>38</i>	<i>0</i>	<i>0</i>	<i>30</i>	<i>64</i>	<i>0</i>	<i>0</i>	<i>4</i>	<i>5</i>	<i>4</i>	
14	Grand	3	0	0	1	2	0	0	0	2	0
	Moffat	14	0	0	4	4	0	0	0	2	0
	Routt	3	0	0	1	2	0	0	0	2	2
	<i>Total</i>	<i>20</i>	<i>0</i>	<i>0</i>	<i>6</i>	<i>8</i>	<i>0</i>	<i>0</i>	<i>0</i>	<i>6</i>	<i>2</i>
15	Baca	3	0	0	4	0	0	0	0	0	0
	Cheyenne	0	0	0	0	1	0	0	0	0	1
	Kiowa	0	0	0	2	3	0	0	0	0	0
	Prowers	7	0	0	4	12	0	0	8	0	11
	<i>Total</i>	<i>10</i>	<i>0</i>	<i>0</i>	<i>10</i>	<i>16</i>	<i>0</i>	<i>0</i>	<i>8</i>	<i>0</i>	<i>12</i>
16	Bent	3	0	0	6	6	0	0	0	0	5
	Crowley	2	0	0	3	3	0	0	0	0	1
	Otero	16	0	0	18	14	0	0	1	0	14
	<i>Total</i>	<i>21</i>	<i>0</i>	<i>0</i>	<i>27</i>	<i>23</i>	<i>0</i>	<i>0</i>	<i>1</i>	<i>0</i>	<i>20</i>
17	Adams	240	0	0	103	247	0	18	122	8	33
	Broomfield	14	0	0	9	14	0	17	0	1	4
	<i>Total</i>	<i>254</i>	<i>0</i>	<i>0</i>	<i>112</i>	<i>261</i>	<i>0</i>	<i>35</i>	<i>122</i>	<i>9</i>	<i>37</i>
18	Arapahoe	211	0	0	93	172	3	38	16	17	119
	Douglas	127	0	0	55	28	0	53	4	40	12
	Elbert	17	0	0	5	2	0	0	0	1	4
	Lincoln	0	0	0	4	8	0	0	0	0	1
	<i>Total</i>	<i>355</i>	<i>0</i>	<i>0</i>	<i>157</i>	<i>210</i>	<i>3</i>	<i>91</i>	<i>20</i>	<i>58</i>	<i>136</i>
19	Weld	121	0	0	53	118	0	1	48	10	18
20	Boulder	63	1	0	35	68	0	0	97	17	6
21	Mesa	140	0	1	41	95	1	33	1	11	9
22	Dolores	1	0	0	0	0	0	0	0	0	0
	Montezuma	2	0	0	4	5	0	0	1	1	1
	<i>Total</i>	<i>3</i>	<i>0</i>	<i>0</i>	<i>4</i>	<i>5</i>	<i>0</i>	<i>0</i>	<i>1</i>	<i>1</i>	<i>1</i>
<i>State Total</i>		<i>2,437</i>	<i>17</i>	<i>6</i>	<i>1,266</i>	<i>2,089</i>	<i>10</i>	<i>257</i>	<i>352</i>	<i>316</i>	<i>414</i>
<i>Percent of State Total</i>		<i>10%</i>	<i>0%</i>	<i>0%</i>	<i>5%</i>	<i>9%</i>	<i>0%</i>	<i>1%</i>	<i>2%</i>	<i>1%</i>	<i>2%</i>

*A detailed listing of Juvenile Delinquency filings by case type are found in Table 21 of this report.

**Table 20:
District Court Juvenile Filings by Case Type
Fiscal Year 2017**

Judicial District	Court Location	IV-D Paternity Order	Petition for Review of Need for Placement	Support	Warrant	IV-D Support Order	Truancy	Non-JD Juvenile Total	Juvenile Delinquency Total*	Non-JD/JDTotal
12	Alamosa	12	0	0	0	24	23	112	22	134
	Conejos	3	0	0	0	26	1	57	11	68
	Costilla	3	0	0	0	5	3	29	5	34
	Mineral	0	0	0	0	0	0	2	0	2
	Rio Grande	6	1	1	0	16	11	57	13	70
	Saguache	0	0	0	0	6	4	20	11	31
	Total	24	1	1	0	77	42	277	62	339
13	Kit Carson	2	0	1	0	6	3	21	7	28
	Logan	10	0	0	0	32	1	92	19	111
	Morgan	8	0	2	0	51	9	129	40	169
	Phillips	0	0	0	0	8	0	12	7	19
	Sedgwick	0	0	0	0	0	0	5	6	11
	Washington	0	0	0	0	5	2	13	13	26
	Yuma	2	0	0	0	11	0	26	6	32
Total	22	0	3	0	113	15	298	98	396	
14	Grand	2	0	0	0	1	0	11	4	15
	Moffat	2	0	0	0	9	10	45	40	85
	Routt	1	0	1	0	3	0	15	24	39
	Total	5	0	1	0	13	10	71	68	139
15	Baca	0	1	0	0	0	0	8	6	14
	Cheyenne	0	0	0	0	0	0	2	0	2
	Kiowa	0	0	1	0	1	0	7	6	13
	Prowers	3	0	13	0	15	14	87	19	106
	Total	3	1	14	0	16	14	104	31	135
16	Bent	3	1	5	0	9	0	38	5	43
	Crowley	2	0	2	0	4	2	19	3	22
	Otero	0	0	41	0	5	22	131	9	140
	Total	5	1	48	0	18	24	188	17	205
17	Adams	132	1	20	0	320	132	1,376	513	1,889
	Broomfield	4	0	0	0	39	2	104	71	175
	Total	136	1	20	0	359	134	1,480	584	2,064
18	Arapahoe	156	0	47	0	469	163	1,504	956	2,460
	Douglas	14	0	1	0	109	27	470	451	921
	Elbert	0	0	0	0	16	0	45	15	60
	Lincoln	1	0	0	0	7	0	21	10	31
	Total	171	0	48	0	601	190	2,040	1,432	3,472
19	Weld	58	0	1	0	331	109	868	654	1,522
20	Boulder	47	0	0	0	153	56	543	403	946
21	Mesa	70	0	1	5	190	23	621	305	926
22	Dolores	1	0	0	0	0	0	2	3	5
	Montezuma	0	0	23	0	0	0	37	78	115
	Total	1	0	23	0	0	0	39	81	120
State Total		1,543	23	213	6	4,215	1,838	15,002	8,337	23,339
Percent of State Total		7%	0%	1%	0%	18%	8%	64%	36%	100%

*A detailed listing of Juvenile Delinquency filings by case type are found in Table 21 of this report.

**Table 21:
District Court Juvenile Delinquency Filings by Case Type
Fiscal Year 2017**

Judicial District	Court Location	Arson	Assault	Bail Violation	Burglary	Bribery - Tampering	Child Abuse	Criminal Mischief	Cruelty to Animals	Delinquent Case Remand from District Court	Driving Under the Influence	Drugs
1	Gilpin	0	0	0	0	0	1	0	0	0	0	1
	Jefferson	5	162	1	44	0	2	34	0	0	0	56
	<i>Total</i>	5	162	1	44	0	3	34	0	0	0	57
2	Denver Juvenile	3	157	0	117	0	2	42	0	0	0	94
3	Huerfano	1	2	0	3	0	0	3	0	0	0	0
	Las Animas	1	5	0	1	0	0	1	0	0	0	4
	<i>Total</i>	2	7	0	4	0	0	4	0	0	0	4
4	El Paso	17	219	1	75	8	3	76	0	0	0	26
	Teller	0	3	0	0	0	0	0	0	0	0	3
	<i>Total</i>	17	222	1	75	8	3	76	0	0	0	29
5	Clear Creek	0	3	0	0	0	0	0	0	0	0	0
	Eagle	0	0	0	3	0	0	6	0	0	0	2
	Lake	0	3	0	0	0	0	0	0	0	0	4
	Summit	0	3	0	1	0	0	1	0	0	0	1
	<i>Total</i>	0	9	0	4	0	0	7	0	0	0	7
6	Archuleta	0	2	0	0	0	0	2	0	0	0	0
	La Plata	2	11	0	6	0	0	1	0	0	0	1
	San Juan	0	0	0	0	0	0	0	0	0	0	0
	<i>Total</i>	2	13	0	6	0	0	3	0	0	0	1
7	Delta	0	8	0	8	0	0	3	0	0	0	3
	Gunnison	0	2	0	5	0	0	1	0	0	0	2
	Hinsdale	0	0	0	0	0	0	0	0	0	0	0
	Montrose	2	12	0	11	0	0	7	0	0	0	6
	Ouray	0	0	0	0	0	0	0	0	0	0	0
	San Miguel	0	0	0	0	0	0	0	0	0	0	0
<i>Total</i>	2	22	0	24	0	0	11	0	0	0	11	
8	Jackson	1	0	0	0	0	0	1	0	0	0	0
	Larimer	5	70	0	17	0	3	46	2	0	2	99
	<i>Total</i>	6	70	0	17	0	3	47	2	0	2	99
9	Garfield	6	8	0	9	0	0	8	0	0	0	10
	Pitkin	0	1	0	0	0	0	2	0	0	0	3
	Rio Blanco	0	1	0	0	0	0	0	0	0	0	0
	<i>Total</i>	6	10	0	9	0	0	10	0	0	0	13
10	Pueblo	1	66	3	42	0	0	32	0	0	0	21
11	Chaffee	0	4	0	2	0	0	1	0	0	0	6
	Custer	0	1	0	3	0	0	0	0	0	0	0
	Fremont	1	20	0	6	0	1	6	0	0	0	9
	Park	0	2	0	0	0	0	3	0	0	0	3
	<i>Total</i>	1	27	0	11	0	1	10	0	0	0	18

**Table 21:
District Court Juvenile Delinquency Filings by Case Type
Fiscal Year 2017**

Judicial District	Court Location	Escape	Forgery	Fraud	Gambling	Harassment	Homicide	Impersonation	Incest
1	Gilpin	0	0	0	0	0	0	0	0
	Jefferson	2	5	0	0	40	2	3	2
	<i>Total</i>	2	5	0	0	40	2	3	2
2	Denver Juvenile	2	0	2	0	12	7	5	0
3	Huerfano	0	0	0	0	1	0	0	0
	Las Animas	0	0	0	0	4	0	0	0
	<i>Total</i>	0	0	0	0	5	0	0	0
4	El Paso	13	1	8	0	69	25	8	0
	Teller	0	0	0	1	7	0	1	0
	<i>Total</i>	13	1	8	1	76	25	9	0
5	Clear Creek	0	0	0	0	1	0	0	0
	Eagle	0	1	0	0	4	0	1	0
	Lake	0	0	0	0	6	0	0	0
	Summit	0	0	0	0	0	0	0	0
	<i>Total</i>	0	1	0	0	11	0	1	0
6	Archuleta	0	0	0	0	0	0	0	0
	La Plata	0	0	1	0	1	1	1	0
	San Juan	0	0	0	0	0	0	0	0
	<i>Total</i>	0	0	1	0	1	1	1	0
7	Delta	2	0	0	0	2	0	1	0
	Gunnison	0	0	0	0	0	0	0	0
	Hinsdale	0	0	0	0	0	0	0	0
	Montrose	4	0	0	0	4	0	0	0
	Ouray	0	0	0	0	0	0	0	0
	San Miguel	0	0	0	0	0	0	0	0
	<i>Total</i>	6	0	0	0	6	0	1	0
8	Jackson	0	0	0	0	0	0	0	0
	Larimer	2	0	0	0	38	0	10	1
	<i>Total</i>	2	0	0	0	38	0	10	1
9	Garfield	2	1	0	0	4	0	0	0
	Pitkin	0	0	0	0	1	0	0	0
	Rio Blanco	0	0	0	0	0	0	0	0
	<i>Total</i>	2	1	0	0	5	0	0	0
10	Pueblo	2	0	0	0	8	0	5	0
11	Chaffee	0	0	0	0	0	0	0	0
	Custer	0	0	0	0	0	0	0	0
	Fremont	0	0	0	0	3	0	0	0
	Park	0	0	0	0	1	0	0	0
	<i>Total</i>	0	0	0	0	4	0	0	0

**Table 21:
District Court Juvenile Delinquency Filings by Case Type
Fiscal Year 2017**

Judicial District	Court Location	Kidnapping	Menacing	Other	Perjury	Possession of Alcohol by Minor	Prostitution	Public Peace and Order	Robbery	Runaway
1	Gilpin	0	0	0	0	0	0	0	0	0
	Jefferson	9	14	156	0	0	0	2	13	0
	Total	9	14	156	0	0	0	2	13	0
2	Denver Juvenile	0	33	174	0	0	0	3	63	0
3	Huerfano	0	0	1	0	0	0	0	0	0
	Las Animas	0	2	6	0	0	0	2	1	0
	Total	0	2	7	0	0	0	2	1	0
4	El Paso	4	44	127	0	1	0	29	30	0
	Teller	0	1	1	0	0	0	0	0	0
	Total	4	45	128	0	1	0	29	30	0
5	Clear Creek	0	0	1	0	0	0	0	0	0
	Eagle	0	0	4	0	0	0	0	0	0
	Lake	0	1	5	0	0	0	0	0	0
	Summit	0	0	2	0	0	0	1	0	0
	Total	0	1	12	0	0	0	1	0	0
6	Archuleta	0	0	0	0	0	0	0	0	0
	La Plata	0	4	3	0	0	0	0	0	0
	San Juan	0	0	0	0	0	0	0	0	0
	Total	0	4	3	0	0	0	0	0	0
7	Delta	0	5	2	0	1	0	0	0	0
	Gunnison	0	0	0	0	1	0	0	0	0
	Hinsdale	0	0	0	0	0	0	0	0	0
	Montrose	0	2	5	0	0	0	0	2	0
	Ouray	0	0	1	0	0	0	0	0	0
	San Miguel	0	0	0	0	0	0	1	0	0
Total	0	7	8	0	2	0	1	2	0	
8	Jackson	0	0	0	0	0	0	0	0	0
	Larimer	0	9	70	0	11	0	36	4	0
	Total	0	9	70	0	11	0	36	4	0
9	Garfield	0	5	9	0	2	0	0	0	0
	Pitkin	0	1	1	0	0	0	0	0	0
	Rio Blanco	0	0	2	0	0	0	0	0	0
	Total	0	6	12	0	2	0	0	0	0
10	Pueblo	1	8	21	0	0	0	5	8	0
11	Chaffee	0	3	1	0	3	0	0	0	0
	Custer	0	0	0	0	0	0	0	0	0
	Fremont	0	7	3	0	0	0	0	0	0
	Park	0	0	1	0	0	0	0	0	0
	Total	0	10	5	0	3	0	0	0	0

**Table 21:
District Court Juvenile Delinquency Filings by Case Type
Fiscal Year 2017**

Judicial District	Court Location	Sex Offenses	Tampering	Theft	Trespass	Vehicular Assault	Vehicular Homicide	Weapon	Total
1	Gilpin	0	0	0	0	0	0	0	2
	Jefferson	51	4	106	47	0	0	23	783
	Total	51	4	106	47	0	0	23	785
2	Denver Juvenile	63	1	151	59	0	1	63	1,054
3	Huerfano	0	0	1	2	0	0	0	14
	Las Animas	0	0	7	6	1	0	0	41
	Total	0	0	8	8	1	0	0	55
4	El Paso	88	1	259	83	1	0	56	1,272
	Teller	9	0	4	6	0	0	1	37
	Total	97	1	263	89	1	0	57	1,309
5	Clear Creek	0	0	0	0	1	0	0	6
	Eagle	7	0	5	8	0	0	5	46
	Lake	0	0	4	2	0	0	0	25
	Summit	0	0	4	0	0	0	0	13
	Total	7	0	13	10	1	0	5	90
6	Archuleta	1	0	2	1	0	0	0	8
	La Plata	7	0	11	8	0	0	0	58
	San Juan	0	0	0	0	0	0	0	0
	Total	8	0	13	9	0	0	0	66
7	Delta	2	0	3	5	0	0	1	46
	Gunnison	1	0	2	2	0	0	0	16
	Hinsdale	0	0	1	0	0	0	0	1
	Montrose	0	0	4	10	0	0	1	70
	Ouray	0	0	0	0	0	0	0	1
	San Miguel	0	0	0	0	0	0	0	1
	Total	3	0	10	17	0	0	2	135
8	Jackson	0	0	0	0	0	0	0	2
	Larimer	24	4	86	33	0	0	7	579
	Total	24	4	86	33	0	0	7	581
9	Garfield	3	4	20	6	2	0	0	99
	Pitkin	1	0	2	0	0	0	0	12
	Rio Blanco	0	0	0	0	0	0	0	3
	Total	4	4	22	6	2	0	0	114
10	Pueblo	9	0	32	6	0	0	13	283
11	Chaffee	5	0	5	4	0	0	0	34
	Custer	1	0	4	0	0	0	0	9
	Fremont	4	2	9	3	0	0	0	74
	Park	0	0	1	1	0	0	1	13
	Total	10	2	19	8	0	0	1	130

**Table 21:
District Court Juvenile Delinquency Filings by Case Type
Fiscal Year 2017**

Judicial District	Court Location	Delinquent Case Remand from District Court										
		Arson	Assault	Bail Violation	Burglary	Bribery - Tampering	Child Abuse	Criminal Mischief	Cruelty to Animals	Delinquent Case Remand from District Court	Driving Under the Influence	Drugs
12	Alamosa	0	6	0	3	0	0	1	0	0	0	0
	Conejos	0	0	0	2	0	1	2	0	0	0	0
	Costilla	0	1	0	0	0	0	0	0	0	0	2
	Mineral	0	0	0	0	0	0	0	0	0	0	0
	Rio Grande	0	3	0	3	0	0	1	0	0	0	1
	Saguache	0	0	0	3	0	0	0	0	0	0	1
	<i>Total</i>	<i>0</i>	<i>10</i>	<i>0</i>	<i>11</i>	<i>0</i>	<i>1</i>	<i>4</i>	<i>0</i>	<i>0</i>	<i>0</i>	<i>4</i>
13	Kit Carson	0	3	0	0	0	0	1	0	0	0	0
	Logan	0	3	1	4	0	0	1	0	0	0	0
	Morgan	1	9	1	1	0	0	1	0	0	0	3
	Phillips	0	2	0	0	0	0	0	0	0	0	1
	Sedgwick	0	1	0	4	0	0	1	0	0	0	0
	Washington	0	1	0	4	0	0	2	0	0	0	1
	<i>Total</i>	<i>1</i>	<i>20</i>	<i>2</i>	<i>16</i>	<i>0</i>	<i>0</i>	<i>6</i>	<i>0</i>	<i>0</i>	<i>0</i>	<i>5</i>
14	Grand	0	2	0	1	0	0	0	0	0	0	1
	Moffat	0	10	0	4	0	0	3	1	0	0	5
	Routt	1	4	0	2	0	0	3	0	0	0	3
	<i>Total</i>	<i>1</i>	<i>16</i>	<i>0</i>	<i>7</i>	<i>0</i>	<i>0</i>	<i>6</i>	<i>1</i>	<i>0</i>	<i>0</i>	<i>9</i>
15	Baca	0	0	0	3	0	0	0	0	0	0	0
	Cheyenne	0	0	0	0	0	0	0	0	0	0	0
	Kiowa	0	0	0	4	0	0	1	0	0	0	1
	Prowers	0	1	0	1	0	0	1	0	0	0	3
	<i>Total</i>	<i>0</i>	<i>1</i>	<i>0</i>	<i>8</i>	<i>0</i>	<i>0</i>	<i>2</i>	<i>0</i>	<i>0</i>	<i>0</i>	<i>4</i>
16	Bent	0	0	0	0	0	0	0	0	0	0	0
	Crowley	0	2	0	0	0	0	0	0	0	0	0
	Otero	0	4	0	4	0	0	1	0	0	0	0
	<i>Total</i>	<i>0</i>	<i>6</i>	<i>0</i>	<i>4</i>	<i>0</i>	<i>0</i>	<i>1</i>	<i>0</i>	<i>0</i>	<i>0</i>	<i>0</i>
17	Adams	3	80	0	52	0	4	17	0	0	2	41
	Broomfield	0	10	0	3	0	1	2	0	0	0	12
	<i>Total</i>	<i>3</i>	<i>90</i>	<i>0</i>	<i>55</i>	<i>0</i>	<i>5</i>	<i>19</i>	<i>0</i>	<i>0</i>	<i>2</i>	<i>53</i>
18	Arapahoe	2	183	6	76	0	1	40	0	0	2	56
	Douglas	3	47	1	13	0	0	38	0	0	1	86
	Elbert	0	2	1	0	0	0	0	0	0	0	3
	Lincoln	0	0	0	3	0	0	0	0	0	0	1
	<i>Total</i>	<i>5</i>	<i>232</i>	<i>8</i>	<i>92</i>	<i>0</i>	<i>1</i>	<i>78</i>	<i>0</i>	<i>0</i>	<i>3</i>	<i>146</i>
19	Weld	5	136	0	45	0	0	52	0	0	4	40
20	Boulder	4	50	3	25	2	1	17	0	1	0	64
21	Mesa	5	55	2	41	1	0	13	0	0	0	21
22	Dolores	0	0	0	0	0	0	0	0	0	0	0
	Montezuma	1	10	0	4	0	0	9	0	0	0	21
	<i>Total</i>	<i>1</i>	<i>10</i>	<i>0</i>	<i>4</i>	<i>0</i>	<i>0</i>	<i>9</i>	<i>0</i>	<i>0</i>	<i>0</i>	<i>21</i>
<i>State Total</i>		<i>70</i>	<i>1,391</i>	<i>20</i>	<i>661</i>	<i>11</i>	<i>20</i>	<i>483</i>	<i>3</i>	<i>1</i>	<i>11</i>	<i>721</i>
<i>Percent of State Total</i>		<i>1%</i>	<i>17%</i>	<i>0.24%</i>	<i>8%</i>	<i>0.13%</i>	<i>0.24%</i>	<i>6%</i>	<i>0.04%</i>	<i>0.01%</i>	<i>0%</i>	<i>9%</i>

**Table 21:
District Court Juvenile Delinquency Filings by Case Type
Fiscal Year 2017**

Judicial District	Court Location	Escape	Forgery	Fraud	Gambling	Harassment	Homicide	Impersonation	Incest
12	Alamosa	0	0	0	0	1	0	0	0
	Conejos	0	0	0	0	1	0	0	0
	Costilla	0	0	0	0	0	0	0	0
	Mineral	0	0	0	0	0	0	0	0
	Rio Grande	0	0	0	0	0	0	0	0
	Saguache	0	0	0	0	1	0	0	0
	<i>Total</i>		0	0	0	0	3	0	0
13	Kit Carson	0	1	0	0	0	0	0	0
	Logan	0	0	0	0	2	0	0	0
	Morgan	0	0	0	0	0	0	1	0
	Phillips	0	1	0	0	1	0	0	0
	Sedgwick	0	0	0	0	0	0	0	0
	Washington	0	0	0	0	0	0	0	0
	Yuma	0	0	0	0	0	0	0	0
<i>Total</i>		0	2	0	0	3	0	1	0
14	Grand	0	0	0	0	0	0	0	0
	Moffat	0	0	0	0	0	0	0	0
	Routt	0	0	1	0	1	0	0	0
	<i>Total</i>		0	0	1	0	1	0	0
15	Baca	0	0	0	0	1	0	0	0
	Cheyenne	0	0	0	0	0	0	0	0
	Kiowa	0	0	0	0	0	0	0	0
	Prowers	0	0	0	0	3	0	0	0
	<i>Total</i>		0	0	0	0	4	0	0
16	Bent	0	0	0	0	1	0	0	0
	Crowley	0	0	0	0	1	0	0	0
	Otero	0	0	0	0	0	0	0	0
	<i>Total</i>		0	0	0	2	0	0	0
17	Adams	0	0	0	0	11	2	0	0
	Broomfield	0	0	0	0	4	0	0	0
	<i>Total</i>		0	0	0	15	2	0	0
18	Arapahoe	28	3	0	0	24	1	2	2
	Douglas	0	2	0	0	25	0	1	1
	Elbert	0	0	0	0	1	0	1	0
	Lincoln	0	0	0	0	0	0	0	0
	<i>Total</i>		28	5	0	0	50	1	4
19	Weld	1	1	0	0	48	6	0	1
20	Boulder	0	0	0	0	22	2	4	0
21	Mesa	3	0	0	0	14	1	8	0
22	Dolores	0	0	0	0	0	0	0	0
	Montezuma	0	0	1	0	3	1	0	0
	<i>Total</i>		0	0	1	0	3	1	0
<i>State Total</i>		61	16	13	1	371	48	52	7
<i>Percent of State Total</i>		1%	0.19%	0.16%	0.01%	4%	0.58%	1%	0.08%

**Table 21:
District Court Juvenile Delinquency Filings by Case Type
Fiscal Year 2017**

Judicial District	Court Location	Kidnapping	Menacing	Other	Perjury	Possession of Alcohol by Minor	Prostitution	Public Peace and Order	Robbery	Runaway
12	Alamosa	0	3	2	0	1	0	0	0	0
	Conejos	0	0	0	0	0	0	1	0	0
	Costilla	0	0	1	0	0	0	1	0	0
	Mineral	0	0	0	0	0	0	0	0	0
	Rio Grande	0	0	0	0	0	0	0	0	0
	Saguache	0	1	0	0	0	0	1	0	0
	Total		0	4	3	0	1	0	3	0
13	Kit Carson	0	0	1	0	0	0	1	0	0
	Logan	0	1	2	0	0	0	0	0	0
	Morgan	0	3	6	0	0	0	0	0	2
	Phillips	0	0	1	0	1	0	0	0	0
	Sedgwick	0	0	0	0	0	0	0	0	0
	Washington	0	1	1	0	0	0	0	1	0
	Yuma	0	0	1	0	0	0	0	0	0
Total		0	5	12	0	1	0	1	1	2
14	Grand	0	0	0	0	0	0	0	0	0
	Moffat	0	2	6	0	0	0	1	0	0
	Routt	0	0	1	0	0	0	0	0	0
	Total		0	2	7	0	0	0	1	0
15	Baca	0	0	0	0	0	0	1	0	0
	Cheyenne	0	0	0	0	0	0	0	0	0
	Kiowa	0	0	0	0	0	0	0	0	0
	Prowers	0	0	4	0	0	0	0	0	0
	Total		0	0	4	0	0	0	1	0
16	Bent	0	3	0	0	0	0	0	0	0
	Crowley	0	0	0	0	0	0	0	0	0
	Otero	0	0	0	0	0	0	0	0	0
	Total		0	3	0	0	0	0	0	0
17	Adams	3	19	29	0	0	0	16	16	0
	Broomfield	0	2	3	0	0	0	0	0	0
	Total		3	21	32	0	0	16	16	0
18	Arapahoe	4	30	141	0	1	0	6	58	0
	Douglas	1	8	49	0	10	0	17	4	0
	Elbert	0	3	3	0	0	0	0	0	0
	Lincoln	0	1	0	0	0	0	0	0	0
	Total		5	42	193	0	11	0	23	62
19	Weld	0	21	103	0	5	0	0	10	0
20	Boulder	5	13	35	0	0	0	27	3	0
21	Mesa	0	11	13	0	1	0	1	0	1
22	Dolores	0	0	0	0	0	0	0	0	0
	Montezuma	0	1	1	0	1	0	5	0	0
	Total		0	1	1	0	1	0	5	0
State Total		27	262	999	0	39	0	157	213	3
Percent of State Total		0.32%	3%	12%	0.00%	0%	0.00%	2%	3%	0.04%

**Table 21:
District Court Juvenile Delinquency Filings by Case Type
Fiscal Year 2017**

Judicial District	Court Location	Sex Offenses	Tampering	Theft	Trespass	Vehicular Assault	Vehicular Homicide	Weapon	Total
12	Alamosa	2	0	3	0	0	0	0	22
	Conejos	0	0	2	0	0	0	2	11
	Costilla	0	0	0	0	0	0	0	5
	Mineral	0	0	0	0	0	0	0	0
	Rio Grande	2	0	2	0	0	0	1	13
	Saguache	1	0	0	3	0	0	0	11
	Total	5	0	7	3	0	0	3	62
13	Kit Carson	0	0	0	0	0	0	0	7
	Logan	3	0	2	0	0	0	0	19
	Morgan	2	0	7	3	0	0	0	40
	Phillips	0	0	0	0	0	0	0	7
	Sedgwick	0	0	0	0	0	0	0	6
	Washington	0	0	2	0	0	0	0	13
	Yuma	0	0	1	0	0	0	0	6
Total	5	0	12	3	0	0	0	98	
14	Grand	0	0	0	0	0	0	0	4
	Moffat	3	1	1	3	0	0	0	40
	Routt	1	0	6	1	0	0	0	24
	Total	4	1	7	4	0	0	0	68
15	Baca	0	0	1	0	0	0	0	6
	Cheyenne	0	0	0	0	0	0	0	0
	Kiowa	0	0	0	0	0	0	0	6
	Prowers	3	0	3	0	0	0	0	19
	Total	3	0	4	0	0	0	0	31
16	Bent	1	0	0	0	0	0	0	5
	Crowley	0	0	0	0	0	0	0	3
	Otero	0	0	0	0	0	0	0	9
	Total	1	0	0	0	0	0	0	17
17	Adams	46	1	99	49	0	0	23	513
	Broomfield	8	0	11	12	0	0	3	71
	Total	54	1	110	61	0	0	26	584
18	Arapahoe	22	3	149	89	1	0	26	956
	Douglas	30	2	75	28	0	0	9	451
	Elbert	1	0	0	0	0	0	0	15
	Lincoln	1	0	3	1	0	0	0	10
	Total	54	5	227	118	1	0	35	1,432
19	Weld	21	3	117	26	0	0	9	654
20	Boulder	23	1	63	26	0	0	12	403
21	Mesa	15	3	46	39	0	0	11	305
22	Dolores	0	0	3	0	0	0	0	3
	Montezuma	2	0	10	8	0	0	0	78
	Total	2	0	13	8	0	0	0	81
State Total		463	30	1,329	580	6	1	267	8,337
Percent of State Total		6%	0.36%	16%	7%	0.07%	0.01%	3%	100%

**Table 22:
District Court Mental Health Filings by Case Type
Fiscal Year 2017**

Judicial District	Court Location	Alcohol /Drugs	Developmentally Disabled	Evaluation	Involuntary Medication Procedure	Long Term Certification	Long Term Change of Venue	Other	Short Term	72 Hour Hold	Total
1	Gilpin	0	0	0	0	0	0	0	1	5	6
	Jefferson	14	5	7	0	3	5	0	707	7	748
	Total	14	5	7	0	3	5	0	708	12	754
2	Denver Probate	22	3	5	0	35	13	0	1,330	0	1,408
3	Huerfano	0	0	0	0	0	0	0	4	0	4
	Las Animas	0	0	0	0	0	0	0	12	0	12
	Total	0	0	0	0	0	0	0	16	0	16
4	El Paso	4	8	0	0	1	1	0	259	1,041	1,314
	Teller	0	0	0	0	0	0	0	10	21	31
	Total	4	8	0	0	1	1	0	269	1,062	1,345
5	Clear Creek	0	0	0	0	0	0	0	7	3	10
	Eagle	1	0	0	0	0	0	0	6	16	23
	Lake	0	0	0	0	0	0	0	2	0	2
	Summit	0	0	1	0	0	0	0	1	9	11
	Total	1	0	1	0	0	0	0	16	28	46
6	Archuleta	0	0	1	0	0	0	0	5	3	9
	La Plata	4	0	1	0	0	0	0	18	104	127
	San Juan	0	0	0	0	0	0	0	0	0	0
	Total	4	0	2	0	0	0	0	23	107	136
7	Delta	0	0	0	0	2	0	0	12	0	14
	Gunnison	0	0	0	0	0	0	0	2	3	5
	Hinsdale	0	0	0	0	0	0	0	0	0	0
	Montrose	0	0	0	0	0	0	0	28	0	28
	Ouray	0	0	0	0	0	0	0	0	0	0
	San Miguel	0	0	0	0	0	0	0	0	0	0
	Total	0	0	0	0	2	0	0	42	3	47
8	Jackson	0	0	0	0	0	0	0	0	0	0
	Larimer	0	0	0	0	0	0	11	437	0	448
	Total	0	0	0	0	0	0	11	437	0	448
9	Garfield	0	1	0	0	0	0	0	32	0	33
	Pitkin	0	0	0	0	0	0	0	0	5	5
	Rio Blanco	0	0	0	0	0	0	0	0	0	0
	Total	0	1	0	0	0	0	0	32	5	38
10	Pueblo	8	4	4	152	7	0	0	152	9	336
11	Chaffee	1	1	0	0	1	0	0	0	8	11
	Custer	0	0	0	0	0	0	0	0	1	1
	Fremont	0	0	2	0	0	0	0	64	0	66
	Park	0	0	0	0	0	0	0	1	17	18
	Total	1	1	2	0	1	0	0	65	26	96

**Table 22:
District Court Mental Health Filings by Case Type
Fiscal Year 2017**

Judicial District	Court Location	Alcohol /Drugs	Developmentally Disabled	Evaluation	Involuntary Medication Procedure	Long Term Certification	Long Term Change of Venue	Other	Short Term	72 Hour Hold	Total
12	Alamosa	0	0	10	0	0	0	0	3	14	27
	Conejos	0	0	0	0	0	0	0	2	5	7
	Costilla	0	0	1	0	0	0	0	4	5	10
	Mineral	0	0	0	0	0	0	0	0	0	0
	Rio Grande	0	0	0	0	0	0	0	1	14	15
	Saguache	0	0	0	0	0	0	0	6	4	10
	Total		0	0	11	0	0	0	0	16	42
13	Kit Carson	0	0	1	0	0	0	0	7	7	15
	Logan	0	2	0	0	0	0	2	13	27	44
	Morgan	4	0	0	0	0	0	0	15	22	41
	Phillips	0	0	0	0	0	0	0	1	3	4
	Sedgwick	0	0	0	0	0	0	0	1	0	1
	Washington	0	0	0	0	0	0	0	2	0	2
	Yuma	0	0	0	0	1	0	0	0	5	6
	Total		4	2	1	0	1	0	2	39	64
14	Grand	0	0	0	0	0	0	0	4	0	4
	Moffat	0	0	0	0	0	0	0	3	2	5
	Routt	0	0	0	0	0	0	0	1	0	1
	Total		0	0	0	0	0	0	8	2	10
15	Baca	0	0	0	0	0	0	0	0	5	5
	Cheyenne	0	0	1	0	0	0	0	0	2	3
	Kiowa	0	0	0	0	0	0	0	1	0	1
	Prowers	0	0	0	0	0	1	0	3	4	8
	Total		0	0	1	0	0	1	0	4	11
16	Bent	0	0	0	0	0	0	0	6	1	7
	Crowley	0	0	0	0	0	0	0	3	0	3
	Otero	2	1	0	0	0	0	0	26	1	30
	Total		2	1	0	0	0	0	35	2	40
17	Adams	3	3	2	0	9	1	0	523	0	541
	Broomfield	0	0	0	0	0	0	0	58	12	70
	Total		3	3	2	0	9	1	0	581	12
18	Arapahoe	5	6	9	0	23	2	0	857	57	959
	Douglas	2	0	0	0	2	2	0	256	0	262
	Elbert	0	0	0	0	0	0	0	1	22	23
	Lincoln	0	0	0	0	0	0	0	1	5	6
	Total		7	6	9	0	25	4	0	1,115	84
19	Weld	3	0	0	0	2	0	0	250	0	255
20	Boulder	4	2	5	0	13	0	1	486	0	511
21	Mesa	6	4	2	1	0	0	1	349	1	364
22	Dolores	0	0	0	0	0	0	0	1	1	2
	Montezuma	0	0	1	0	0	0	0	4	30	35
	Total		0	0	1	0	0	0	5	31	37
State Total		83	40	53	153	99	25	15	5,978	1,501	7,947
Percent State Total		1%	1%	1%	2%	1%	0.31%	0.19%	75%	19%	100%

**Table 23:
District Court Probate Filings by Case Type
Fiscal Year 2017**

Judicial District	Court Location	Ancillary Proceedings	Conservatorship/Adult	Conservator/ Guardian-Adult	Conservatorship/ Minor	Conservatorship/ Guardian-Minor	Determination of Heirship	Disclaimer	Foreign Protective Proceeding
1	Gilpin	3	2	2	0	0	0	0	0
	Jefferson	17	27	73	34	9	10	0	3
	<i>Total</i>	20	29	75	34	9	10	0	3
2	Denver Probate	18	33	45	25	2	8	0	1
3	Huerfano	10	0	0	0	0	0	0	0
	Las Animas	8	0	1	1	0	0	0	0
	<i>Total</i>	18	0	1	1	0	0	0	0
4	El Paso	34	26	71	61	7	3	0	1
	Teller	9	0	2	0	0	1	0	0
	<i>Total</i>	43	26	73	61	7	4	0	1
5	Clear Creek	2	1	0	0	1	1	0	0
	Eagle	27	0	2	5	0	0	0	0
	Lake	2	0	2	0	0	0	0	0
	Summit	16	2	2	2	0	1	0	0
	<i>Total</i>	47	3	6	7	1	2	0	0
6	Archuleta	19	0	2	0	0	4	0	0
	La Plata	24	0	2	1	0	3	0	0
	San Juan	4	0	0	0	0	0	0	0
	<i>Total</i>	47	0	4	1	0	7	0	0
7	Delta	2	2	2	1	0	3	0	0
	Gunnison	7	0	1	0	0	0	0	0
	Hinsdale	2	0	0	0	0	0	0	0
	Montrose	0	1	3	1	0	0	0	0
	Ouray	5	0	1	0	0	0	0	0
	San Miguel	5	0	0	0	0	0	0	0
	<i>Total</i>	21	3	7	2	0	3	0	0
8	Jackson	4	0	0	0	0	1	0	0
	Larimer	13	15	17	14	5	0	0	0
	<i>Total</i>	17	15	17	14	5	1	0	0
9	Garfield	6	1	3	2	0	0	0	0
	Pitkin	11	0	0	1	1	1	0	0
	Rio Blanco	8	0	2	0	0	2	0	0
	<i>Total</i>	25	1	5	3	1	3	0	0
10	Pueblo	14	5	25	17	0	7	0	0
11	Chaffee	3	0	2	2	0	1	0	0
	Custer	3	0	1	0	0	2	0	0
	Fremont	8	3	5	1	0	4	0	1
	Park	18	2	2	0	0	1	0	0
	<i>Total</i>	32	5	10	3	0	8	0	1

*Single Transaction cases include the approval of personal injury settlements and personal injury settlements by insurance company cases.

**Table 23:
District Court Probate Filings by Case Type
Fiscal Year 2017**

Judicial District	Court Location	Guardianship/	Guardianship/	Intestate	Intestate	Other	Public	Registration of	Single*	Special	Special
		Adult	Minor	Formal	Informal		Administrator Statement	Foreign Order	Transaction	Administrator Formal	Administrator Informal
1	Gilpin	1	0	2	5	0	0	0	0	0	0
	Jefferson	65	127	32	332	5	1	0	53	5	3
	<i>Total</i>	66	127	34	337	5	1	0	53	5	3
2	Denver Probate	115	97	62	338	19	81	3	107	7	4
3	Huerfano	0	0	1	12	0	0	0	0	0	0
	Las Animas	3	1	5	25	0	0	0	0	0	0
	<i>Total</i>	3	1	6	37	0	0	0	0	0	0
4	El Paso	131	171	42	296	4	0	0	71	7	0
	Teller	9	4	5	16	1	0	0	0	0	0
	<i>Total</i>	140	175	47	312	5	0	0	71	7	0
5	Clear Creek	1	2	0	10	0	0	0	0	0	0
	Eagle	3	2	0	15	2	0	0	0	0	0
	Lake	0	1	0	9	0	0	0	0	0	0
	Summit	2	4	1	11	0	0	1	0	0	0
	<i>Total</i>	6	9	1	45	2	0	1	0	0	0
6	Archuleta	6	0	1	14	1	0	0	0	0	0
	La Plata	8	11	2	20	0	0	0	9	0	0
	San Juan	0	2	0	0	0	0	0	0	0	0
	<i>Total</i>	14	13	3	34	1	0	0	9	0	0
7	Delta	7	1	7	23	0	1	0	2	0	0
	Gunnison	1	0	0	6	1	0	0	0	0	0
	Hinsdale	0	0	0	0	0	0	0	0	0	0
	Montrose	12	4	3	33	0	1	0	2	1	0
	Ouray	0	1	0	2	0	0	0	0	0	0
	San Miguel	0	3	0	4	0	0	0	1	0	0
<i>Total</i>	20	9	10	68	1	2	0	5	1	0	
8	Jackson	0	0	0	4	0	0	0	0	0	0
	Larimer	45	29	11	124	8	0	0	17	1	2
	<i>Total</i>	45	29	11	128	8	0	0	17	1	2
9	Garfield	5	8	2	25	0	0	0	3	0	0
	Pitkin	0	3	0	5	3	0	0	2	0	0
	Rio Blanco	0	2	2	9	1	0	0	0	0	0
	<i>Total</i>	5	13	4	39	4	0	0	5	0	0
10	Pueblo	54	85	21	113	0	4	1	9	0	0
11	Chaffee	4	7	2	7	0	0	0	0	0	0
	Custer	0	3	0	3	0	0	0	1	0	0
	Fremont	16	9	1	28	0	0	0	3	0	1
	Park	0	9	4	31	0	0	1	0	0	1
	<i>Total</i>	20	28	7	69	0	0	1	4	0	2

*Single Transaction cases include the approval of personal injury settlements and personal injury settlements by insurance company cases.

**Table 23:
District Court Probate Filings by Case Type
Fiscal Year 2017**

Judicial District	Court Location	Testate Formal	Testate Informal	Trust	Trust Registrations	Uniform Veterans Guardianship Act	Will Transfer	Total
1	Gilpin	2	5	0	0	0	0	22
	Jefferson	76	879	24	195	0	2	1,972
	Total	78	884	24	195	0	2	1,994
2	Denver Probate	142	685	102	337	0	13	2,244
3	Huerfano	1	11	0	1	0	0	36
	Las Animas	1	20	0	1	0	0	66
	Total	2	31	0	2	0	0	102
4	El Paso	66	729	28	141	0	6	1,895
	Teller	2	17	0	7	0	0	73
	Total	68	746	28	148	0	6	1,968
5	Clear Creek	3	17	0	3	0	0	41
	Eagle	2	25	1	10	0	0	94
	Lake	0	10	0	0	0	0	24
	Summit	0	14	0	6	0	0	62
	Total	5	66	1	19	0	0	221
6	Archuleta	2	20	0	2	0	0	71
	La Plata	9	77	4	15	0	0	185
	San Juan	0	3	0	0	0	0	9
	Total	11	100	4	17	0	0	265
7	Delta	4	53	0	7	0	0	115
	Gunnison	0	15	0	0	0	0	31
	Hinsdale	0	3	0	0	0	0	5
	Montrose	10	65	0	21	0	0	157
	Ouray	1	2	0	4	0	0	16
	San Miguel	0	9	0	1	0	0	23
	Total	15	147	0	33	0	0	347
8	Jackson	1	5	1	0	0	0	16
	Larimer	17	432	15	106	0	1	872
	Total	18	437	16	106	0	1	888
9	Garfield	1	52	1	3	0	0	112
	Pitkin	1	22	1	14	0	0	65
	Rio Blanco	0	9	0	4	0	0	39
	Total	2	83	2	21	0	0	216
10	Pueblo	22	259	7	16	0	0	659
11	Chaffee	4	35	1	7	0	0	75
	Custer	2	13	0	2	0	0	30
	Fremont	5	92	0	1	0	1	179
	Park	5	30	0	1	0	0	105
	Total	16	170	1	11	0	1	389

*Single Transaction cases include the approval of personal injury settlements and personal injury settlements by insurance company cases.

**Table 23:
District Court Probate Filings by Case Type
Fiscal Year 2017**

Judicial District	Court Location	Ancillary Proceedings	Conservatorship/Adult	Conservator/Guardian-Adult	Conservatorship/Minor	Conservatorship/Guardian-Minor	Determination of Heirship	Disclaimer	Foreign Protective Proceeding
12	Alamosa	3	1	1	1	0	0	0	0
	Conejos	6	0	0	2	0	1	0	0
	Costilla	47	0	0	0	0	1	0	0
	Mineral	4	0	0	0	0	0	0	0
	Rio Grande	6	2	0	1	0	0	0	0
	Saguache	8	1	0	0	0	0	0	0
	Total	74	4	1	4	0	2	0	0
13	Kit Carson	2	0	0	0	0	3	0	0
	Logan	3	0	1	0	0	1	0	0
	Morgan	5	2	3	3	1	5	0	0
	Phillips	0	0	0	0	1	0	0	0
	Sedgwick	2	0	0	0	0	1	0	0
	Washington	2	0	2	0	0	3	0	0
	Yuma	8	1	0	1	0	0	0	0
	Total	22	3	6	4	2	13	0	0
14	Grand	6	0	1	1	1	2	0	0
	Moffat	4	0	1	0	0	3	0	0
	Routt	8	0	0	1	0	1	0	0
		Total	18	0	2	2	1	6	0
15	Baca	11	0	1	0	0	3	0	0
	Cheyenne	0	0	0	0	0	2	0	0
	Kiowa	12	0	0	0	0	1	0	0
	Prowers	4	1	2	2	0	2	0	1
		Total	27	1	3	2	0	8	0
16	Bent	2	0	0	1	0	6	0	0
	Crowley	1	0	0	1	0	3	0	0
	Otero	1	0	2	5	0	1	0	0
		Total	4	0	2	7	0	10	0
17	Adams	10	13	44	66	3	3	0	1
	Broomfield	0	3	5	8	1	1	0	1
		Total	10	16	49	74	4	4	0
18	Arapahoe	13	21	52	43	3	1	0	0
	Douglas	6	8	17	33	1	0	0	0
	Elbert	3	2	1	2	0	1	0	0
	Lincoln	4	1	0	0	0	4	0	0
		Total	26	32	70	78	4	6	0
19	Weld	41	7	18	21	2	74	0	1
20	Boulder	12	17	48	29	2	2	1	1
21	Mesa	11	10	33	13	0	4	0	0
22	Dolores	3	0	1	0	0	0	0	0
	Montezuma	6	3	5	1	2	4	0	0
		Total	9	3	6	1	2	4	0
State Total		556	213	506	403	42	186	1	11
Percent of State Total		3%	1%	3%	2%	0.25%	1%	0.01%	0.07%

*Single Transaction cases include the approval of personal injury settlements and personal injury settlements by insurance company cases.

**Table 23:
District Court Probate Filings by Case Type
Fiscal Year 2017**

Judicial District	Court Location	Guardianship/ Adult	Guardianship/ Minor	Intestate Formal	Intestate Informal	Other	Public Administrator Statement	Registration of Foreign Order	Single* Transaction	Special Administrator Formal	Special Administrator Informal
12	Alamosa	5	5	4	12	1	0	0	6	1	0
	Conejos	1	1	6	9	0	0	0	0	0	0
	Costilla	2	0	20	11	0	0	0	0	0	0
	Mineral	0	0	1	1	0	0	0	0	0	0
	Rio Grande	5	1	5	13	0	0	0	2	0	0
	Saguache	2	0	4	10	0	0	0	0	0	0
	Total	15	7	40	56	1	0	0	8	1	0
13	Kit Carson	0	0	1	8	0	0	0	2	0	0
	Logan	5	3	2	19	0	0	0	1	0	0
	Morgan	6	9	2	21	1	0	0	3	0	1
	Phillips	0	0	1	5	0	0	0	0	0	0
	Sedgwick	1	0	1	7	0	0	0	1	0	1
	Washington	1	0	4	2	0	0	0	0	0	0
	Yuma	0	0	1	8	0	0	0	0	1	0
	Total	13	12	12	70	1	0	0	7	1	2
14	Grand	3	6	1	12	0	0	0	0	0	1
	Moffat	3	3	2	8	0	0	0	0	1	0
	Routt	1	0	0	13	0	0	0	1	1	1
	Total	7	9	3	33	0	0	0	1	2	2
15	Baca	3	3	3	4	0	0	0	0	0	0
	Cheyenne	0	0	0	0	0	0	0	0	0	0
	Kiowa	0	0	0	0	0	0	0	0	0	0
	Prowers	3	9	6	12	1	0	0	0	0	0
	Total	6	12	9	16	1	0	0	0	0	0
16	Bent	1	1	0	6	0	0	0	0	0	0
	Crowley	2	2	0	5	0	0	0	1	0	0
	Otero	3	11	3	20	0	0	0	4	0	0
	Total	6	14	3	31	0	0	0	5	0	0
17	Adams	34	58	38	197	1	20	0	53	9	1
	Broomfield	6	3	2	17	0	0	0	5	0	0
	Total	40	61	40	214	1	20	0	58	9	1
18	Arapahoe	82	109	64	257	3	7	0	77	4	1
	Douglas	31	28	9	50	0	4	2	21	0	0
	Elbert	3	3	2	5	0	0	0	3	0	0
	Lincoln	1	1	1	7	0	1	0	0	0	0
	Total	117	141	76	319	3	12	2	101	4	1
19	Weld	39	104	19	191	2	0	0	15	2	0
20	Boulder	38	34	18	116	3	0	3	13	8	0
21	Mesa	41	79	23	82	0	5	1	11	0	1
22	Dolores	0	1	0	2	0	0	0	0	0	0
	Montezuma	13	8	1	22	1	0	0	0	0	0
	Total	13	9	1	24	1	0	0	0	0	0
State Total		823	1,068	450	2,672	58	125	12	499	48	18
Percent of State Total		5%	6%	3%	16%	0.35%	1%	0.07%	3%	0.29%	0.11%

*Single Transaction cases include the approval of personal injury settlements and personal injury settlements by insurance company cases.

**Table 23:
District Court Probate Filings by Case Type
Fiscal Year 2017**

Judicial District	Court Location	Testate Formal	Testate Informal	Trust	Trust Registrations	Uniform Veterans Guardianship Act	Will Transfer	Total
12	Alamosa	3	14	0	0	0	0	57
	Conejos	6	7	0	1	0	0	40
	Costilla	13	8	0	0	0	0	102
	Mineral	3	2	0	0	0	0	11
	Rio Grande	8	17	0	2	0	0	62
	Saguache	7	14	0	1	0	0	47
	Total	40	62	0	4	0	0	319
13	Kit Carson	0	12	0	5	0	0	33
	Logan	7	40	0	5	0	0	87
	Morgan	4	48	1	5	0	0	120
	Phillips	0	9	0	4	0	0	20
	Sedgwick	1	5	0	0	0	0	20
	Washington	4	11	2	2	0	0	33
	Yuma	3	27	1	15	0	0	66
	Total	19	152	4	36	0	0	379
14	Grand	2	14	1	4	0	0	55
	Moffat	1	18	1	2	0	0	47
	Routt	1	22	0	9	0	0	59
	Total	4	54	2	15	0	0	161
15	Baca	3	9	0	3	0	0	43
	Cheyenne	1	4	1	4	0	0	12
	Kiowa	2	10	0	0	0	0	25
	Prowers	1	16	0	5	0	0	65
	Total	7	39	1	12	0	0	145
16	Bent	0	10	0	0	0	0	27
	Crowley	0	6	0	0	0	0	21
	Otero	2	29	0	1	0	0	82
	Total	2	45	0	1	0	0	130
17	Adams	31	349	11	45	0	2	989
	Broomfield	3	63	2	22	0	0	142
	Total	34	412	13	67	0	2	1,131
18	Arapahoe	79	614	25	259	1	1	1,716
	Douglas	32	239	7	89	0	1	578
	Elbert	3	24	1	11	0	0	64
	Lincoln	0	17	0	3	0	0	40
	Total	114	894	33	362	1	2	2,398
19	Weld	35	333	11	39	0	2	956
20	Boulder	46	378	51	147	0	3	970
21	Mesa	37	193	10	54	0	0	608
22	Dolores	0	6	0	1	0	0	14
	Montezuma	5	39	0	5	0	0	115
	Total	5	45	0	6	0	0	129
State Total		722	6,215	310	1,648	1	32	16,619
Percent of State Total		4%	37%	2%	10%	0.01%	0.19%	100%

*Single Transaction cases include the approval of personal injury settlements and personal injury settlements by insurance company cases.

SECTION IV: COUNTY COURT



County Court Judges

*This list contains the names of Judges that served during FY2017.

First Judicial District

Gilpin: David C. Taylor
Jefferson: Bradley A. Burback
Verna L. Carpenter
Susan L. Fisch
Tammy K. Green
Karolyn Moore
Mark M. Randall
Harold Sargent
Ryan Stuart
Thomas E. Vance
Jean Woodford

Denver County Court

Theresa Spahn, Presiding Judge
John M. Marcucci, (Presiding Judge)
Johnny C. Barajas
Dianne Briscoe
Doris E. Burd
Brian T. Campbell
Robert B. Crew, Jr.
Judge Andrea Eddy
Adam Espinoza
Beth Faragher
Olympia Fay
Clarisse M. Gonzales-Magnall
Gary Jackson
Kerri Lombardi
Judge Chelsea Malone
Nicole Rodarte
Andre L. Rudolph
Judge Barry Schwartz

Third Judicial District

Huerfano: Gary R. Stork
John "Clay" McKisson
Las Animas: Bruce Billings

Fourth Judicial District

El Paso: Christopher E. Acker
Laura Findorff
Shannon Gerhart
Karla J. Hansen
Larry D. Martin
Douglas J. Miles
Ann M. Rotolo
Stephen J. Sletta
Jonathan L. Walker
Regina Walter
Daniel S. Wilson
Teller: Theresa Kilgore

Fifth Judicial District

Clear Creek: Rachel Olguin-Fresquez
Eagle: Katharine T. Sullivan
Lake: Johnathan Shamis
Summit: Edward J. Casias

Sixth Judicial District

Archuleta: Sam H. Cassidy
La Plata: Martha T. Minot
San Juan: Anthony D. Edwards

Seventh Judicial District

Delta: Sandra K. Miller
Gunnison: Ashley M. Burgemeister
Ben F. Eden
Hinsdale: Alvin K. Lutz
Montrose: Bennett A. Morris
Julie J. Huffman
Donald Cory Jackson
San Miguel: Susanne Ross

Eighth Judicial District

Jackson: Cindy L. Wilson
Larimer: Mary Joan Berenato
Kraig S. Ecton
Joshua B. Lehman
Thomas L. Lynch
Peter E. Schoon, Jr.

Ninth Judicial District

Garfield: Paul Metzger
Jonathan B. Pototsky
Pitkin: Erin Fernandez-Ely
Rio Blanco: Laurie A. Noble

Tenth Judicial District

Pueblo: Steve Fieldman
Valerie Haynes
David Lobato

Eleventh Judicial District

Chaffee: William P. Alderton
Custer: Amanda Hunter
Fremont: Norman C. Cooling
Park: Brian L. Green

Twelfth Judicial District

Alamosa: Daniel Walzl
Conejos: Susan Broyles
Kimberly Cortez-Rodriguez
Costilla: Kimberly Wood
Mineral: Ruth M. Acheson
Rio Grande: Barbara A. Zollars
Saguache: Amanda K. Pearson
Anna Ulrich

Thirteenth Judicial District

Kit Carson: Michael Grinnan
Logan: Ray Ann Brammer
Morgan: Michael K. Schingle
Phillips: Kimbra Killin
Sedgwick: Tera Neugebauer
James Craig Dolezal
Washington: Kelly Hansen
Yuma: Sara Marie Wagers-Johnson

Fourteenth Judicial District

Grand: Nicholas Catanzarite
Moffat: Sandra Gardner
Routt: James H. Garrecht

Fifteenth Judicial District

Baca: Debra M. Gunkel
Cheyenne: Gerald Keefe
Kiowa: Gary W. Davis
Prowers: Lane Porter

Sixteenth Judicial District

Bent: Samuel S. Vigil
Crowley: Suzanne A. Grant
Richard Medina
Otero: Douglas R. Manley

Seventeenth Judicial District

Adams: Brian N. Bowen
Michael A. Cox
Robert S. Doyle
Martin (M.J.) Flaum
Cindy Hoang-Ha Thi Dang
Bryon L. Howell
Leroy D. Kirby
Sabino E. Romano
Dianna Roybal
Broomfield: Amy Bockman

Eighteenth Judicial District

Arapahoe: Addison L. Adams
Alex R. Benze
Colleen Clark
Kelly LaFave
Michael Roche
Anne M. Ollada
John Scipione
Cheryl Rowles-Stokes
Robert C. Tobias
Darren L. Vahle
Joshua Williford
Douglas: Lawrence R. Bowling
Monica J. Gomez
Susanna Meissner-Cutler
Elbert: Palmer L. Boyette
Lincoln: Truston Lee Fisher

Nineteenth Judicial District

Weld: John J. Briggs
Michele L. Meyer
Dana J. Nichols
Charles S. Unfug

Twentieth Judicial District

Boulder: David A. Archuleta
Noel E. Blum
Elizabeth Brodsky
Jonathon Martin
Karolyn Moore
John F. Stavely

Twenty-First Judicial District

Mesa: Michael J. Grattan
Craig P. Henderson
Gretchen Larson
Bruce R. Raaum

Twenty-Second Judicial District

Dolores: E. Dale Boyd
Montezuma: JenniLynn E. Lawrence

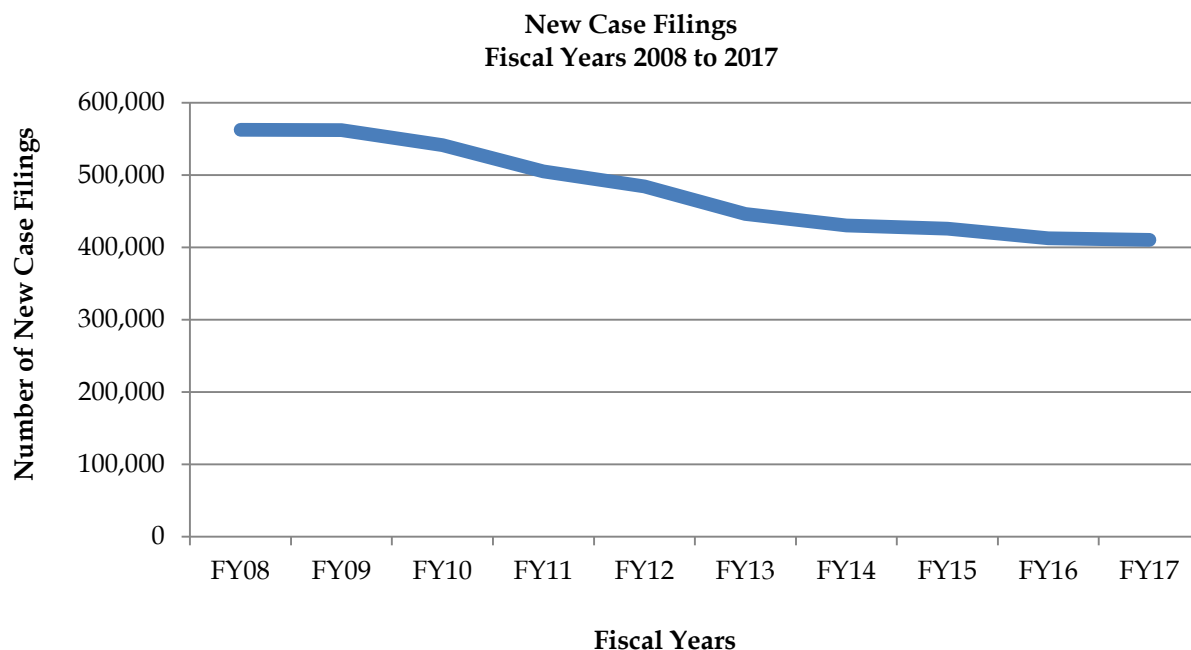
County Court

Colorado's county courts serve the citizens of each of the state's 64 counties. Every county has a county court served by one or more judges. County judges handle cases involving serious public safety issues such as misdemeanor cases, felony advisements, setting bonds, and preliminary hearings. County judges also issue search warrants and protection orders in cases involving domestic violence, preside over traffic cases, civil actions involving more than \$15,000, and conduct jury trials. Appeals from the county court may be made to the district court.

Small claims courts are divisions of county court. Individuals are allowed to argue their own cases and have speedy decisions on civil matters involving no more than \$7,500. Court sessions are held during the day or evening to accommodate the public. There are no jury trials in small claims courts, and magistrates sometimes hear these cases rather than a judge. No plaintiff may file more than two claims per month or eighteen claims per year in small claims court.

In Fiscal Year 2017, there were 410,355 case filings at the county court level. Colorado's county courts were able to terminate 386,286 cases during that same 12-month period. Compared to Fiscal Year 2016, county court filings in Fiscal Year 2017 have decreased by 0.57 percent to the current level of filings. The greatest area of decrease was in Infractions filings, which decreased by 4.62 percent.

Specific information regarding each county court is available at <http://www.courts.state.co.us/Courts/County/Choose.cfm>.



**Chart 3 and Chart 4:
County Court Case Filings -- Proportion of Cases by Type
Ten Year Comparison**

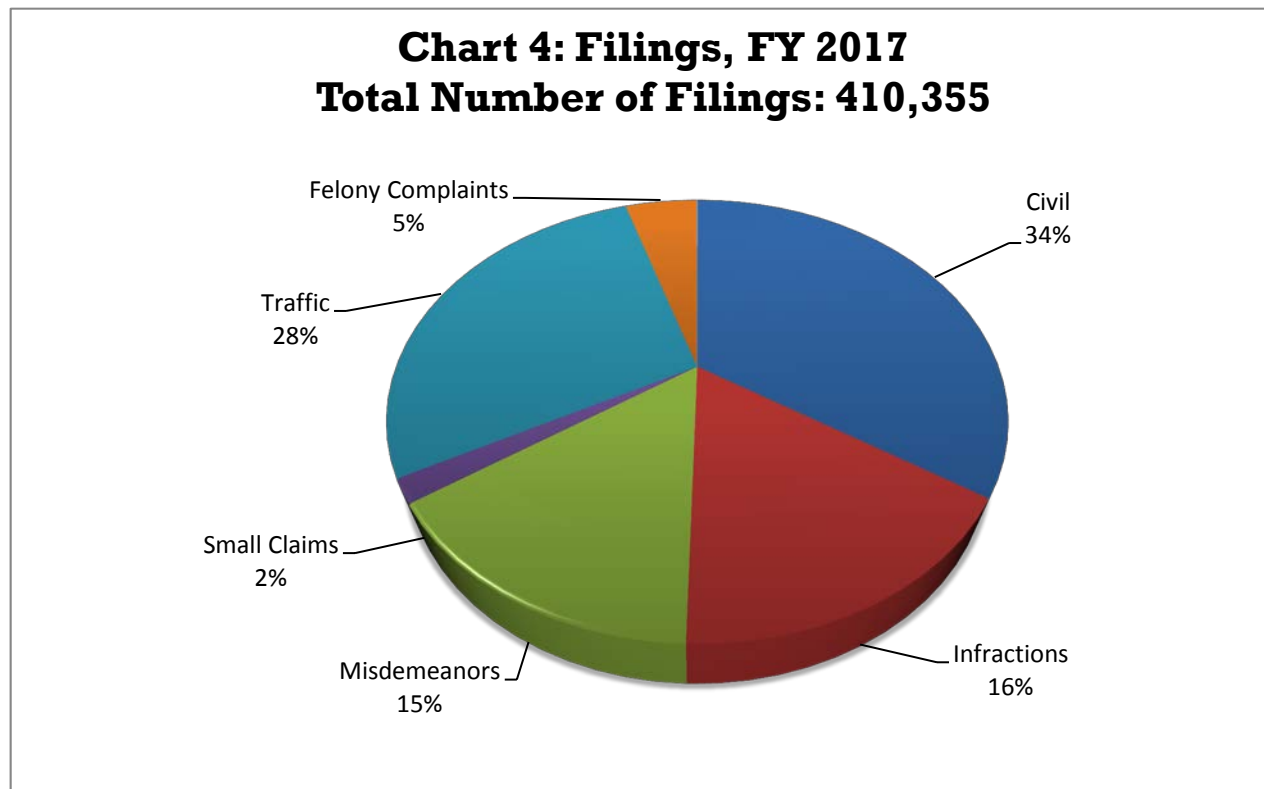
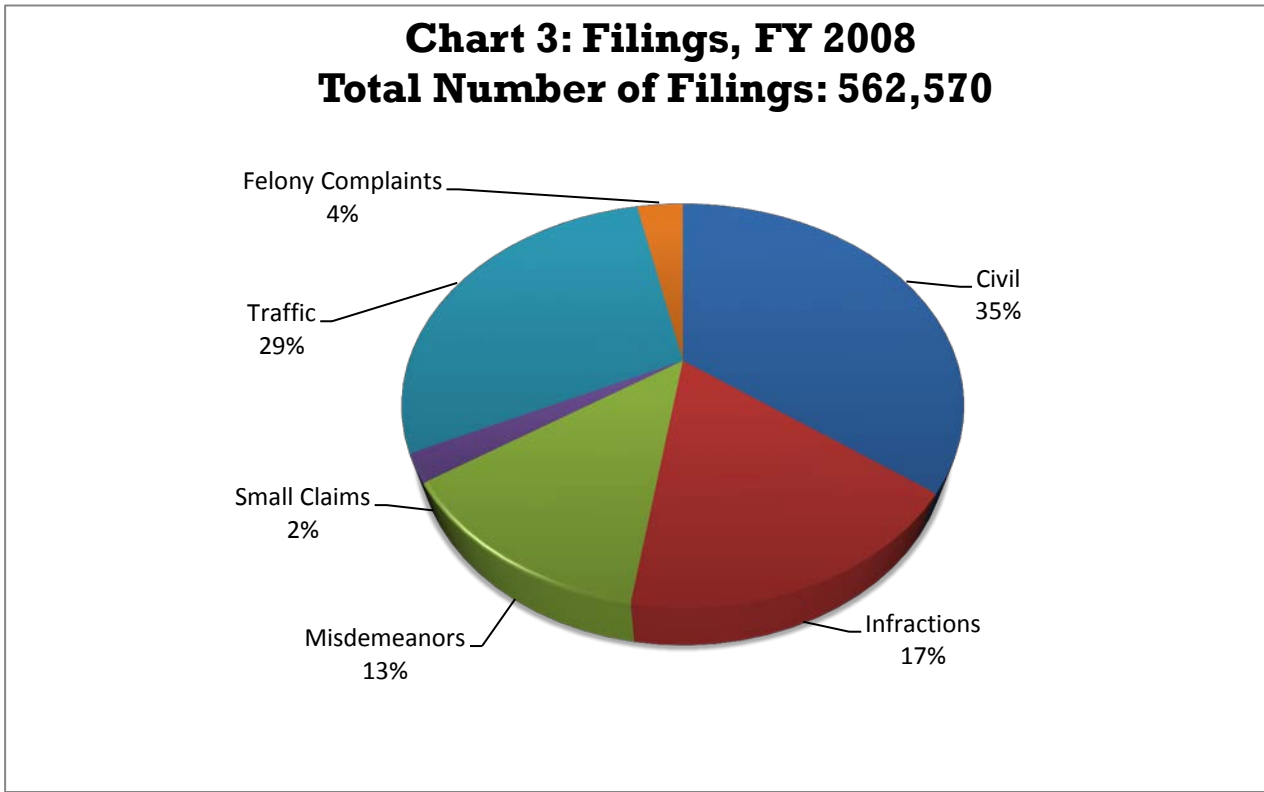


Table 24:
County Court Filings, Terminations and Percent Change
Fiscal Year 2016 and Fiscal Year 2017
 (Numbers do not include Denver County Court)

Filings Compared to Previous Year			
Case Class	FY16	FY17	Percent Change
Civil	138,631	140,462	1.32%
Infractions	69,782	66,561	-4.62%
Misdemeanors	60,682	61,298	1.02%
Small Claims	7,309	7,118	-2.61%
Traffic	118,215	115,370	-2.41%
Felony Complaints	18,095	19,546	8.02%
Total	412,714	410,355	-0.57%

Terminations Compared to Previous Year			
Case Class	FY16	FY17	Percent Change
Civil	144,018	138,286	-3.98%
Infractions	71,664	66,823	-6.76%
Misdemeanors	59,852	59,396	-0.76%
Small Claims	7,245	6,896	-4.82%
Traffic	114,989	114,885	-0.09%
Felony Complaints	16,247	19,546	20.31%
Total with Felony Complaints	414,015	405,832	-1.98%
Total without Felony Complaints	397,768	386,286	-2.89%

Table 25:
County Court Caseload
Fiscal Year 2008 to Fiscal Year 2017
(Numbers do not include Denver County Court)

Case Class	FY08	FY09	FY10	FY11	FY12	FY13	FY14	FY15	FY16	FY17
CIVIL										
New Cases Filed	198,229	202,958	206,954	200,250	193,282	174,466	158,525	144,868	138,631	140,462
Cases Terminated	193,836	200,895	205,545	199,308	192,635	174,554	132,170	144,018	137,744	138,286
INFRACTIONS										
New Cases Filed	96,483	100,804	95,557	84,610	75,464	67,581	69,515	70,375	69,782	66,561
Cases Terminated	96,681	99,055	95,786	87,072	76,228	68,033	67,854	71,664	70,107	66,823
MISDEMEANORS										
New Cases Filed	74,136	73,605	69,695	67,137	70,068	62,740	60,585	62,131	60,682	61,298
Cases Terminated	78,886	74,147	69,232	68,187	67,482	65,310	57,193	59,852	59,799	59,396
SMALL CLAIMS										
New Cases Filed	12,600	12,266	11,097	9,629	9,117	8,171	7,589	7,404	7,309	7,118
Cases Terminated	12,778	12,337	11,010	9,707	9,244	8,357	6,710	7,245	7,266	6,896
TRAFFIC										
New Cases Filed	162,729	155,235	141,493	126,788	121,112	115,465	117,389	124,922	118,215	115,370
Cases Terminated	174,678	160,307	146,373	135,046	124,842	115,706	114,112	114,989	116,252	114,885
FELONY COMPLAINTS (a)	18,393	17,235	16,795	16,851	15,328	17,832	16,794	16,247	18,095	19,546
TOTAL										
New Cases Filed	562,570	562,103	541,591	505,265	484,371	446,255	430,397	425,947	412,714	410,355
Cases Terminated (b)	556,859	546,741	527,946	499,320	470,431	431,960	378,039	397,768	391,168	386,286

(a) Felony complaints represent the number of criminal cases, docketed as (CR), that begin in county court. The processing of felony cases varies between locations. The counties processing CR cases hear advisements. Some counties do preliminary hearings in county court before moving the case to district court for completion of the felony process. The case can also be reduced to a misdemeanor and remain in county court. The cases retain the same docket number in either county or district court.

(b) Does not include felony complaints.

**Table 26:
County Court Filings, Terminations and Percent Change
Fiscal Year 2016 and Fiscal Year 2017**

Judicial District	Filings			Terminations ^(a)		
	FY16	FY17	Percent Change	FY16	FY17	Percent Change
1	47,781	48,808	2.15%	43,335	43,508	0.40%
2	137,031	140,405	2.46%	n/a	n/a	n/a
3	4,122	4,154	0.78%	3,946	3,749	-4.99%
4	60,954	57,091	-6.34%	61,959	56,289	-9.15%
5	12,696	11,878	-6.44%	11,262	11,147	-1.02%
6	6,673	6,342	-4.96%	6,020	6,074	0.90%
7	10,473	10,893	4.01%	9,663	9,912	2.58%
8	23,156	23,004	-0.66%	23,113	22,096	-4.40%
9	7,817	8,551	9.39%	7,536	8,027	6.52%
10	15,494	15,320	-1.12%	14,953	14,933	-0.13%
11	7,454	7,628	2.33%	7,125	7,280	2.18%
12	7,569	6,905	-8.77%	6,462	6,051	-6.36%
13	8,375	8,233	-1.70%	8,267	7,821	-5.39%
14	5,434	5,404	-0.55%	5,044	4,805	-4.74%
15	3,783	3,931	3.91%	3,668	3,692	0.65%
16	3,604	3,580	-0.67%	3,808	3,326	-12.66%
17	54,316	55,092	1.43%	50,947	50,844	-0.20%
18	75,252	74,946	-0.41%	69,904	71,309	2.01%
19	23,028	24,151	4.88%	22,326	24,246	8.60%
20	16,950	16,604	-2.04%	15,138	14,426	-4.70%
21	14,647	14,531	-0.79%	14,070	13,711	-2.55%
22	3,136	3,309	5.52%	2,602	3,040	16.83%
State Total Without Denver County Court	412,714	410,355	-0.57%	391,148	386,286	-1.24%
State Total	549,745	550,760	0.18%	n/a	n/a	n/a

(a) Does not include felony complaints.

**Table 27:
County Court Filings and Terminations
Fiscal Year 2017**

Judicial District	Court Location	Civil		Felony		Misdemeanor		Infractions		Small Claims		Traffic		Total	
		Filings	Term.	Filings	Term.	Filings	Term.	Filings	Term.	Filings	Term.	Filings	Term.	Filings	Term. ^(c)
1	Gilpin	127	121	193	193	795	731	208	204	13	9	520	494	1,856	1,559
	Jefferson	16,439	16,412	3,958	3,958	6,224	5,922	6,852	6,990	796	720	12,683	11,905	46,952	41,949
	Total	16,566	16,533	4,151	4,151	7,019	6,653	7,060	7,194	809	729	13,203	12,399	48,808	43,508
2	Denver ^(a)	26,209	n/a ^(b)	8,711	n/a ^(b)	20,985	n/a ^(b)	n/a ^(c)	n/a ^(b)	1,215	n/a ^(b)	83,285	n/a ^(b)	140,405	n/a ^(b)
3	Huerfano	112	117	3	3	214	194	538	536	19	15	528	463	1,414	1,325
	Las Animas	433	426	20	20	418	369	938	923	27	33	904	673	2,740	2,424
	Total	545	543	23	23	632	563	1,476	1,459	46	48	1,432	1,136	4,154	3,749
4	El Paso	22,869	22,976	296	296	7,939	7,382	7,755	7,944	1,014	933	14,992	14,925	54,865	54,160
	Teller	397	400	26	26	508	465	412	417	35	31	848	816	2,226	2,129
	Total	23,266	23,376	322	322	8,447	7,847	8,167	8,361	1,049	964	15,840	15,741	57,091	56,289
5	Clear Creek	153	167	93	93	362	361	542	554	16	13	955	903	2,121	1,998
	Eagle	480	472	274	274	623	664	1,413	1,420	114	123	1,776	1,774	4,680	4,453
	Eagle-Basalt	26	26	0	0	57	60	174	175	25	30	129	116	411	407
	Lake	202	201	82	82	179	205	346	359	30	33	341	372	1,180	1,170
	Summit	335	320	274	274	494	482	929	964	83	78	1,371	1,275	3,486	3,119
Total	1,196	1,186	723	723	1,715	1,772	3,404	3,472	268	277	4,572	4,440	11,878	11,147	
6	Archuleta	232	224	108	108	263	243	301	314	28	29	314	316	1,246	1,126
	La Plata	1,205	1,177	197	197	778	736	882	932	99	97	1,855	1,934	5,016	4,876
	San Juan	8	8	3	3	15	18	15	15	5	4	34	27	80	72
	Total	1,445	1,409	308	308	1,056	997	1,198	1,261	132	130	2,203	2,277	6,342	6,074
7	Delta	878	856	213	213	497	483	926	950	51	51	924	897	3,489	3,237
	Gunnison	251	233	118	118	375	370	449	444	34	28	481	456	1,708	1,531
	Hinsdale	13	11	8	8	25	27	29	28	0	0	39	32	114	98
	Montrose	991	984	421	421	756	705	808	792	58	59	968	1,022	4,002	3,562
	Montrose-Nucla	32	30	9	9	57	63	19	19	7	6	42	36	166	154
	Ouray	47	48	26	26	80	90	324	315	7	9	275	255	759	717
	San Miguel	92	103	68	68	138	161	106	108	28	26	223	215	655	613
	Total	2,304	2,265	863	863	1,928	1,899	2,661	2,656	185	179	2,952	2,913	10,893	9,912
8	Jackson	15	15	1	1	41	43	24	26	4	4	49	43	134	131
	Larimer	5,073	4,756	79	79	3,739	3,626	2,764	2,853	359	371	3,732	3,666	15,746	15,272
	Larimer-Loveland	2,319	2,170	0	0	1,938	1,847	0	0	91	74	2,776	2,602	7,124	6,693
Total	7,407	6,941	80	80	5,718	5,516	2,788	2,879	454	449	6,557	6,311	23,004	22,096	
9	Garfield	595	550	83	83	484	487	642	643	96	98	1,452	1,294	3,352	3,072
	Garfield-Rifle	803	844	76	76	730	643	634	622	46	49	1,131	1,061	3,420	3,219
	Pitkin	160	136	5	5	166	201	256	260	75	69	449	402	1,111	1,068
	Rio Blanco-Meeker	93	84	5	5	68	57	144	144	3	4	132	142	445	431
	Rio Blanco-Rangely	40	41	0	0	48	52	43	51	6	6	86	87	223	237
Total	1,691	1,655	169	169	1,496	1,440	1,719	1,720	226	226	3,250	2,986	8,551	8,027	
10	Pueblo	6,449	6,440	95	95	2,820	2,643	1,981	2,070	272	259	3,703	3,521	15,320	14,933
11	Chaffee	273	254	14	14	607	548	447	410	29	27	331	291	1,701	1,530
	Custer	75	75	4	4	86	99	159	142	10	8	111	109	445	433
	Fremont	1,079	1,051	46	46	866	917	591	567	76	84	1,031	976	3,689	3,595
	Park	279	276	1	1	345	301	552	578	20	17	596	550	1,793	1,722
Total	1,706	1,656	65	65	1,904	1,865	1,749	1,697	135	136	2,069	1,926	7,628	7,280	

(a) Termination numbers are not available.

(b) Denver County Traffic and Infraction cases are combined.

(c) Termination totals do not include Felony Complaints.

**Table 27:
County Court Filings and Terminations
Fiscal Year 2017**

Judicial District	Court Location	Civil		Felony		Misdemeanor		Infractions		Small Claims		Traffic		Total	
		Filings	Term.	Filings	Term.	Filings	Term.	Filings	Term.	Filings	Term.	Filings	Term.	Filings	Term. ^(c)
12	Alamosa	454	455	643	643	424	430	548	548	38	33	797	922	2,904	2,388
	Conejos	145	139	95	95	167	165	96	90	7	9	201	202	711	605
	Costilla	71	65	41	41	122	99	408	397	9	9	249	233	900	803
	Mineral	4	5	2	2	16	17	287	282	0	0	159	143	468	447
	Rio Grande	250	232	106	106	221	225	174	174	19	20	387	459	1,157	1,110
	Saguache	128	113	47	47	104	91	253	275	15	14	218	205	765	698
	Total	1,052	1,009	934	934	1,054	1,027	1,766	1,766	88	85	2,011	2,164	6,905	6,051
13	Kit Carson	132	120	9	9	146	135	249	225	15	17	320	236	871	733
	Logan	582	546	6	6	327	324	847	873	34	35	716	695	2,512	2,473
	Morgan	785	746	20	20	550	486	667	655	68	58	994	947	3,084	2,892
	Phillips	92	87	0	0	57	64	38	38	10	10	99	86	296	285
	Sedgwick	40	47	1	1	46	46	65	71	10	11	57	58	219	233
	Washington	86	69	2	2	106	77	223	243	9	12	174	158	600	559
	Yuma	197	201	3	3	113	96	91	99	26	31	221	219	651	646
	Total	1,914	1,816	41	41	1,345	1,228	2,180	2,204	172	174	2,581	2,399	8,233	7,821
14	Grand	214	226	84	84	269	272	557	525	31	35	490	486	1,645	1,544
	Moffat	330	300	307	307	313	346	308	326	33	32	439	442	1,730	1,446
	Routt	225	206	131	131	430	408	496	515	48	47	699	639	2,029	1,815
	Total	769	732	522	522	1,012	1,026	1,361	1,366	112	114	1,628	1,567	5,404	4,805
15	Baca	68	57	0	0	41	47	130	135	8	8	148	113	395	360
	Cheyenne	24	24	1	1	37	34	342	321	5	5	74	67	483	451
	Kiowa	23	23	0	0	30	31	464	481	3	3	109	98	629	636
	Prowers	303	283	23	23	309	336	765	739	25	25	999	862	2,424	2,245
	Total	418	387	24	24	417	448	1,701	1,676	41	41	1,330	1,140	3,931	3,692
16	Bent	120	107	7	7	179	180	255	257	1	1	161	141	723	686
	Crowley	92	91	1	1	89	53	115	108	10	9	127	102	434	363
	Otero	623	589	23	23	461	436	707	694	43	42	566	516	2,423	2,277
	Total	835	787	31	31	729	669	1,077	1,059	54	52	854	759	3,580	3,326
17	Adams	20,832	20,744	3,851	3,851	5,499	5,610	7,221	6,989	599	596	13,326	13,539	51,328	47,478
	Broomfield	1,516	1,453	306	306	491	456	356	350	76	68	1,019	1,039	3,764	3,366
	Total	22,348	22,197	4,157	4,157	5,990	6,066	7,577	7,339	675	664	14,345	14,578	55,092	50,844
18	Arapahoe-Centennial	1,028	1,035	3,105	3,105	4,066	4,336	5,511	5,545	0	1	12,618	14,465	26,328	25,382
	Arapahoe-Littleton	22,709	22,950	0	0	0	19	1	0	955	988	0	49	23,665	24,006
	Douglas	5,793	4,365	996	996	2,824	2,705	4,812	4,933	318	320	6,260	6,218	21,003	18,541
	Elbert	310	310	116	116	219	222	1,474	1,454	39	38	419	377	2,577	2,401
	Lincoln	105	98	137	137	112	88	373	354	9	8	637	431	1,373	979
	Total	29,945	28,758	4,354	4,354	7,221	7,370	12,171	12,286	1,321	1,355	19,934	21,540	74,946	71,309
19	Weld	8,896	8,934	115	115	3,798	3,845	2,823	2,672	407	382	8,112	8,413	24,151	24,246
20	Boulder	3,622	3,684	2,169	2,169	2,220	2,112	874	849	373	348	2,976	3,033	12,234	10,026
	Boulder-Longmont	1,911	1,935	0	0	928	895	259	248	0	0	1,272	1,322	4,370	4,400
	Total	5,533	5,619	2,169	2,169	3,148	3,007	1,133	1,097	373	348	4,248	4,355	16,604	14,426
21	Mesa	5,480	5,356	71	71	3,294	2,925	1,918	1,922	253	238	3,515	3,270	14,531	13,711
22	Dolores	30	28	21	21	39	30	98	86	6	6	68	52	262	202
	Montezuma	667	659	308	308	516	560	553	581	40	40	963	998	3,047	2,838
	Total	697	687	329	329	555	590	651	667	46	46	1,031	1,050	3,309	3,040
State Total Without Denver County Court		140,462	138,286	19,546	19,546	61,298	59,396	66,561	66,823	7,118	6,896	115,370	114,885	410,355	386,286
State Total With Denver County Court		166,671	<i>n/a</i> ^(a)	28,257	<i>n/a</i> ^(a)	82,283	<i>n/a</i> ^(a)	<i>n/a</i> ^(a)	<i>n/a</i> ^(b)	8,333	<i>n/a</i> ^(a)	198,655	<i>n/a</i> ^(b)	550,760	<i>n/a</i> ^(a)

(a) Termination numbers are not available.
(b) Denver County Traffic and Infraction cases are combined.
(c) Termination totals do not include Felony Complaints.

**Table 28:
Court and Jury Trials for County Court
Fiscal Year 2017**

Judicial District	Court Location	Civil		Misdemeanor		Small Claims Court Trials	Traffic		Infractions Final Hearings	Total*	
		Court Trials	Jury Trials	Court Trials	Jury Trials		Court Trials	Jury Trials		Court Trials	Jury Trials
1	Gilpin	2	0	0	3	5	1	2	7	8	5
	Jefferson	63	0	20	110	215	14	96	150	312	206
	Total	65	0	20	113	220	15	98	157	320	211
3	Huerfano	2	0	0	0	7	0	1	28	9	1
	Las Animas	2	0	2	3	15	2	0	11	21	3
	Total	4	0	2	3	22	2	1	39	30	4
4	El Paso	108	3	8	79	94	4	42	683	214	124
	Teller	9	0	0	10	27	0	6	57	36	16
	Total	117	3	8	89	121	4	48	740	250	140
5	Clear Creek	4	0	5	4	0	2	1	28	11	5
	Eagle	16	0	2	5	41	3	3	91	62	8
	Eagle--Basalt	2	0	0	0	11	0	0	0	13	0
	Lake	1	0	2	1	9	0	0	11	12	1
	Summit	2	1	2	5	14	1	2	49	19	8
Total	25	1	11	15	75	6	6	179	117	22	
6	Archuleta	0	0	1	1	7	0	2	33	8	3
	La Plata	5	0	1	1	15	0	4	130	21	5
	San Juan	0	0	0	0	0	0	0	0	0	0
	Total	5	0	2	2	22	0	6	163	29	8
7	Delta	3	0	5	3	22	5	0	36	35	3
	Gunnison	0	0	1	4	15	2	1	65	18	5
	Hinsdale	0	0	0	0	0	1	0	3	1	0
	Montrose	1	0	3	3	38	1	4	72	43	7
	Montrose-Nucla	0	0	0	2	3	0	1	4	3	3
	Ouray	1	0	1	1	0	0	0	23	2	1
	San Miguel	0	0	0	3	5	1	1	6	6	4
Total	5	0	10	16	83	10	7	209	108	23	
8	Jackson	0	0	1	0	0	0	0	1	1	0
	Larimer	22	0	0	15	94	0	8	117	116	23
	Larimer-Loveland	5	0	1	7	21	0	8	0	27	15
	Total	27	0	2	22	115	0	16	118	144	38
9	Garfield	0	0	1	2	35	0	4	25	36	6
	Garfield-Rifle	5	0	1	3	15	2	2	20	23	5
	Pitkin	1	0	0	2	35	0	1	39	36	3
	Rio Blanco-Meeker	0	0	0	0	1	0	0	3	1	0
	Rio Blanco-Rangely	1	0	0	0	4	0	0	4	5	0
Total	7	0	2	7	90	2	7	91	101	14	
10	Pueblo	111	1	5	43	56	3	20	438	175	64
11	Chaffee	1	0	0	1	0	1	3	9	2	4
	Custer	0	0	0	1	6	0	0	25	6	1
	Fremont	44	0	1	16	14	3	8	44	62	24
	Park	1	1	4	3	11	0	3	23	16	7
Total	46	1	5	21	31	4	14	101	86	36	

*Does not include Infractions Final Hearings.

**Table 28:
Court and Jury Trials for County Court
Fiscal Year 2017**

Judicial District	Court Location	Civil		Misdemeanor		Small Claims Court Trials	Traffic		Infractions Final Hearings	Total*	
		Court Trials	Jury Trials	Court Trials	Jury Trials		Court Trials	Jury Trials		Court Trials	Jury Trials
12	Alamosa	1	0	0	4	0	1	4	14	2	8
	Conejos	3	0	4	0	2	5	1	4	14	1
	Costilla	0	0	3	2	3	6	2	13	12	4
	Mineral	0	0	0	0	0	0	0	6	0	0
	Rio Grande	3	0	0	3	8	0	0	3	11	3
	Saguache	2	0	0	1	8	1	0	15	11	1
	Total	9	0	7	10	21	13	7	55	50	17
13	Kit Carson	0	0	0	2	5	0	3	6	5	5
	Logan	20	0	0	19	27	1	3	16	48	22
	Morgan	23	0	1	1	31	2	0	18	57	1
	Phillips	0	0	1	2	3	0	2	0	4	4
	Sedgwick	0	0	0	0	6	0	0	2	6	0
	Washington	0	0	0	0	6	0	1	3	6	1
	Yuma	1	0	0	2	5	0	4	1	6	6
Total	44	0	2	26	83	3	13	46	132	39	
14	Grand	4	0	0	1	18	0	2	19	22	3
	Moffat	5	0	0	1	15	0	4	5	20	5
	Routt	3	0	2	4	22	1	4	11	28	8
	Total	12	0	2	6	55	1	10	35	70	16
15	Baca	1	0	0	0	3	0	0	0	4	0
	Cheyenne	0	0	0	0	2	0	0	2	2	0
	Kiowa	0	0	0	0	0	0	0	11	0	0
	Prowers	0	0	1	1	8	2	3	8	11	4
	Total	1	0	1	1	13	2	3	21	17	4
16	Bent	0	0	0	0	1	2	0	15	3	0
	Crowley	2	0	0	1	6	0	0	4	8	1
	Otero	2	0	0	5	30	2	1	17	34	6
	Total	4	0	0	6	37	4	1	36	45	7
17	Adams	131	1	10	125	114	15	100	345	270	226
	Broomfield	0	0	0	17	24	0	11	2	24	28
	Total	131	1	10	142	138	15	111	347	294	254
18	Arapahoe	0	0	1	64	4	1	98	364	6	162
	Arapahoe-Littleton	67	4	0	1	151	0	0	0	218	5
	Douglas	30	3	5	26	73	8	26	275	116	55
	Elbert	5	0	0	1	9	0	3	135	14	4
	Lincoln	1	0	0	2	1	1	0	16	3	2
Total	103	7	6	94	238	10	127	790	357	228	
19	Weld	22	0	0	61	78	0	30	90	100	91
20	Boulder	28	0	3	15	105	4	21	22	140	36
	Boulder-Longmont	5	0	1	5	0	0	10	5	6	15
	Total	33	0	4	20	105	4	31	27	146	51
21	Mesa	24	0	3	33	33	2	23	183	62	56
22	Dolores	2	0	0	0	3	0	0	0	5	0
	Montezuma	4	0	1	7	18	0	6	47	23	13
	Total	6	0	1	7	21	0	6	47	28	13
State Total		801	14	103	737	1,657	100	585	3,912	2,661	1,336

*Does not include Infractions Final Hearings.

**Table 29:
DUI/DWAI Filings by District
Fiscal Year 2008 to Fiscal Year 2017**

Judicial District	FY08	FY09	FY10	FY11	FY12	FY13	FY14	FY15	FY16	FY17
1	2,539	2,659	2,218	2,152	1,902	1,982	2,054	2,068	1,997	1,987
Denver County ^(a)	3,491	4,283	3,249	3,064	2,932	2,692	2,371	2,597	2,612	1,940
3	178	207	242	219	147	164	155	137	137	127
4	4,177	4,129	3,530	3,067	2,871	2,757	2,572	2,768	2,390	2,381
5	1,082	1,016	936	910	927	869	874	889	963	884
6	476	536	504	475	477	473	458	472	585	547
7	724	749	697	572	532	522	504	509	557	562
8	2,387	2,173	2,008	1,656	1,623	1,811	1,778	1,539	1,464	1,419
9	832	907	672	654	687	584	604	494	653	647
10	945	965	887	828	671	629	634	542	559	432
11	471	393	377	328	319	344	340	357	344	350
12	446	463	391	550	420	336	320	300	269	203
13	448	453	415	325	376	388	378	361	298	269
14	597	540	531	469	403	360	399	372	405	392
15	132	157	127	136	151	128	101	107	146	79
16	188	199	178	195	137	128	168	177	89	114
17	3,123	3,347	3,252	3,121	3,164	3,021	3,029	2,718	2,487	2,267
18	3,960	3,792	3,930	3,547	3,605	4,053	4,016	3,866	3,298	3,023
19	1,791	1,663	1,533	1,334	1,139	1,118	1,205	1,178	1,067	1,077
20	1,838	1,614	1,587	1,364	1,341	1,518	1,250	1,204	1,117	951
21	851	994	987	866	651	587	775	751	638	550
22	282	233	188	178	212	212	139	138	143	196
State Totals Without Denver County Court	27,467	27,189	25,190	22,946	21,755	21,984	21,753	20,947	19,606	18,457
State Totals	30,958	31,442	28,439	31,055	30,958	31,472	24,124	23,544	22,218	20,397

(a) Filings do not include DUI charges filed with Misdemeanor or Criminal Case classes

**Table 30:
County Court Civil Filings by Case Type
Fiscal Year 2017**

Judicial District	Court Location	Forcible Entry and Foreign Judgment					Protection Order			Total
		Detainer	Foreign Judgment	Money	Name Change	Other	Protection Order	Domestic Abuse	Replevin	
1	Gilpin	31	0	74	1	2	15	4	0	127
	Jefferson	4,201	6	10,475	239	136	863	474	45	16,439
	Total	4,232	6	10,549	240	138	878	478	45	16,566
3	Huerfano	27	0	58	0	1	21	4	1	112
	Las Animas	59	1	232	6	1	129	0	5	433
	Total	86	1	290	6	2	150	4	6	545
4	El Paso	6,908	6	12,757	334	18	476	2,299	71	22,869
	Teller	85	0	210	10	0	35	53	4	397
	Total	6,993	6	12,967	344	18	511	2,352	75	23,266
5	Clear Creek	30	0	85	1	2	33	1	1	153
	Eagle	98	1	256	22	2	94	2	5	480
	Eagle-Basalt	9	0	4	4	0	9	0	0	26
	Lake	75	0	115	2	0	9	0	1	202
	Summit	53	1	216	9	1	38	17	0	335
Total	265	2	676	38	5	183	20	7	1,196	
6	Archuleta	36	0	85	8	15	62	26	0	232
	La Plata	124	1	839	30	1	158	49	3	1,205
	San Juan	2	0	3	0	0	2	1	0	8
	Total	162	1	927	38	16	222	76	3	1,445
7	Delta	118	0	609	15	1	79	46	10	878
	Gunnison	23	0	190	7	0	25	5	1	251
	Hinsdale	1	0	9	2	0	0	1	0	13
	Montrose	206	0	620	15	2	59	82	7	991
	Montrose-Nucla	4	0	11	0	1	7	9	0	32
	Ouray	4	0	26	0	0	9	8	0	47
	San Miguel	11	0	55	2	1	15	7	1	92
Total	367	0	1,520	41	5	194	158	19	2,304	
8	Jackson	0	0	9	0	0	6	0	0	15
	Larimer	938	1	3,534	132	5	278	177	8	5,073
	Larimer-Loveland	291	0	1,860	37	1	52	76	2	2,319
	Total	1,229	1	5,403	169	6	336	253	10	7,407
9	Garfield	58	0	421	23	3	76	11	3	595
	Garfield-Rifle	114	0	591	3	2	42	48	3	803
	Pitkin	14	0	93	15	1	28	9	0	160
	Rio Blanco-Meeker	11	0	70	4	1	5	2	0	93
	Rio Blanco-Rangely	3	0	27	2	2	2	3	1	40
Total	200	0	1,202	47	9	153	73	7	1,691	
10	Pueblo	1,262	0	4,284	48	16	627	160	52	6,449
11	Chaffee	29	0	192	5	2	29	13	3	273
	Custer	13	0	41	2	0	17	0	2	75
	Fremont	188	0	618	25	2	144	70	32	1,079
	Park	36	0	163	5	31	34	10	0	279
Total	266	0	1,014	37	35	224	93	37	1,706	

**Table 30:
County Court Civil Filings by Case Type
Fiscal Year 2017**

Judicial District	Court Location	Forcible Entry and Foreign Judgment					Protection Order			Total
		Detainer	Foreign Judgment	Money	Name Change	Other	Protection Order	Domestic Abuse	Replevin	
12	Alamosa	73	1	290	11	0	61	18	0	454
	Conejos	11	1	97	3	0	19	10	4	145
	Costilla	5	0	33	1	0	24	5	3	71
	Mineral	1	0	3	0	0	0	0	0	4
	Rio Grande	26	0	180	2	0	37	2	3	250
	Saguache	14	0	59	2	12	15	23	3	128
	Total	130	2	662	19	12	156	58	13	1,052
13	Kit Carson	11	0	101	1	1	18	0	0	132
	Logan	107	0	424	7	4	39	1	0	582
	Morgan	112	0	605	6	1	53	4	4	785
	Phillips	2	0	78	0	0	5	4	3	92
	Sedgwick	4	1	28	2	0	4	0	1	40
	Washington	9	0	69	2	0	4	2	0	86
	Yuma	12	0	162	3	2	17	0	1	197
Total	257	1	1,467	21	8	140	11	9	1,914	
14	Grand	41	0	115	5	1	40	12	0	214
	Moffat	78	0	221	4	1	17	7	2	330
	Routt	30	2	133	8	1	49	1	1	225
	Total	149	2	469	17	3	106	20	3	769
15	Baca	7	1	38	3	0	6	12	1	68
	Cheyenne	1	0	15	0	0	7	1	0	24
	Kiowa	2	0	18	0	0	3	0	0	23
	Prowers	45	0	194	4	2	46	12	0	303
	Total	55	1	265	7	2	62	25	1	418
16	Bent	10	0	70	3	0	36	1	0	120
	Crowley	8	0	41	0	0	18	25	0	92
	Otero	96	0	376	7	0	44	100	0	623
	Total	114	0	487	10	0	98	126	0	835
17	Adams	6,523	6	12,460	272	222	412	874	63	20,832
	Broomfield	592	0	793	48	1	38	43	1	1,516
	Total	7,115	6	13,253	320	223	450	917	64	22,348
18	Arapahoe-Centennial	0	0	0	1	15	719	293	0	1,028
	Arapahoe-Littleton	9,859	11	12,055	336	35	304	73	36	22,709
	Douglas	1,456	2	3,810	122	45	224	125	9	5,793
	Elbert	32	0	229	3	1	27	16	2	310
	Lincoln	14	0	60	2	0	17	11	1	105
Total	11,361	13	16,154	464	96	1,291	518	48	29,945	
19	Weld	1,520	3	6,347	115	43	348	485	35	8,896
20	Boulder	958	1	2,056	143	23	246	193	2	3,622
	Boulder-Longmont	160	0	1,467	50	17	128	78	11	1,911
	Total	1,118	1	3,523	193	40	374	271	13	5,533
21	Mesa	1,021	1	3,590	70	4	272	498	24	5,480
22	Dolores	4	0	11	0	1	11	1	2	30
	Montezuma	65	0	428	10	2	87	72	3	667
	Total	69	0	439	10	3	98	73	5	697
State Total		37,971	47	85,488	2,254	684	6,873	6,669	476	140,462
Percent of State Total		27%	0.03%	61%	2%	0.49%	5%	5%	0.34%	100%

**Table 31:
County Court Misdemeanor Filings by Case Type
Fiscal Year 2017**

Judicial District	Court Location	Case Type								
		Alcohol	Animal Violation	Arson	Assault	Bail Violation	Child Abuse	Criminal Mischief	Cruelty to Animals	Curfew Violation
1	Gilpin	15	32	0	11	0	4	13	0	0
	Jefferson	233	201	3	234	3	246	139	32	66
	Total	248	233	3	245	3	250	152	32	66
3	Huerfano	2	3	2	21	0	5	8	1	0
	Las Animas	3	0	2	16	0	8	21	2	0
	Total	5	3	4	37	0	13	29	3	0
4	El Paso	212	145	12	571	1	284	255	139	7
	Teller	10	15	0	13	0	13	9	5	0
	Total	222	160	12	584	1	297	264	144	7
5	Clear Creek	5	17	23	11	0	7	7	0	0
	Eagle	34	26	0	40	3	11	22	1	0
	Eagle-Basalt	4	3	0	5	0	1	1	0	0
	Lake	13	19	0	5	5	0	5	1	0
	Summit	39	15	1	55	21	10	17	1	0
Total	95	80	24	116	29	29	52	3	0	
6	Archuleta	10	37	0	10	22	3	2	1	0
	La Plata	11	13	1	68	32	13	27	1	0
	San Juan	2	1	0	0	0	0	0	0	0
	Total	23	51	1	78	54	16	29	2	0
7	Delta	18	9	1	26	7	15	10	4	0
	Gunnison	18	22	0	18	13	8	12	0	0
	Hinsdale	3	2	0	0	0	0	0	0	0
	Montrose	6	43	0	31	5	24	20	2	0
	Montrose-Nucla	0	0	0	3	0	1	1	0	0
	Ouray	3	4	0	4	0	2	2	0	0
	San Miguel	6	14	1	4	1	6	0	0	0
Total	54	94	2	86	26	56	45	6	0	
8	Jackson	0	0	0	2	0	0	0	0	0
	Larimer	177	69	5	244	8	43	103	1	0
	Larimer-Loveland	115	59	1	70	10	28	42	0	0
	Total	292	128	6	316	18	71	145	1	0
9	Garfield	62	23	0	18	1	14	13	1	0
	Garfield-Rifle	44	60	0	14	1	12	17	3	0
	Pitkin	14	3	1	30	1	2	9	0	0
	Rio Blanco-Meeker	12	0	0	2	0	1	0	0	0
	Rio Blanco-Rangely	7	0	0	0	0	3	1	0	0
Total	139	86	1	64	3	32	40	4	0	
10	Pueblo	32	82	3	125	0	68	43	4	24
11	Chaffee	25	12	0	19	2	6	11	1	0
	Custer	1	10	0	10	2	1	3	0	0
	Fremont	4	33	0	63	0	24	25	6	0
	Park	8	23	10	12	1	2	7	2	0
	Total	38	78	10	104	5	33	46	9	0

**Table 31:
County Court Misdemeanor Filings by Case Type
Fiscal Year 2017**

Judicial District	Court Location	Domestic		Fare			Habitual			
		Violence	Drugs	Escape	Evasion	Forgery	Fraud	Gambling	Traffic	Harassment
1	Gilpin	66	27	0	0	2	65	202	25	25
	Jefferson	1,444	428	62	0	3	6	1	446	110
	Total	1,510	455	62	0	5	71	203	471	135
3	Huerfano	36	14	0	0	0	0	0	8	14
	Las Animas	75	24	0	0	0	1	0	17	15
	Total	111	38	0	0	0	1	0	25	29
4	El Paso	2,505	391	21	0	4	33	0	173	292
	Teller	107	30	0	0	1	8	114	0	24
	Total	2,612	421	21	0	5	41	114	173	316
5	Clear Creek	49	9	0	0	0	1	0	9	9
	Eagle	132	56	0	0	0	0	0	26	29
	Eagle-Basalt	9	2	0	0	0	0	0	1	6
	Lake	36	6	0	0	2	1	0	0	15
	Summit	101	23	0	0	0	1	0	1	23
Total	327	96	0	0	2	3	0	37	82	
6	Archuleta	63	4	0	0	0	1	0	4	15
	La Plata	165	33	1	0	1	0	1	16	35
	San Juan	1	1	0	0	0	0	0	0	2
	Total	229	38	1	0	1	1	1	20	52
7	Delta	81	44	0	0	0	5	0	41	16
	Gunnison	47	35	0	0	1	2	0	10	7
	Hinsdale	1	2	0	0	0	0	0	4	0
	Montrose	224	42	0	0	1	0	0	52	18
	Montrose-Nucla	15	0	0	0	0	0	0	2	3
	Ouray	12	6	0	0	0	0	0	5	7
	San Miguel	19	2	0	0	0	1	0	2	9
	Total	399	131	0	0	2	8	0	116	60
8	Jackson	2	0	0	0	0	0	0	0	1
	Larimer	528	256	6	0	4	0	0	103	132
	Larimer-Loveland	318	201	0	0	2	3	1	121	49
	Total	848	457	6	0	6	3	1	224	182
9	Garfield	114	28	0	0	1	3	0	13	18
	Garfield-Rifle	180	24	0	0	0	1	0	28	29
	Pitkin	1	2	0	0	0	0	0	0	14
	Rio Blanco-Meeker	11	1	0	0	0	0	0	0	8
	Rio Blanco-Rangely	4	8	0	0	0	0	0	0	1
Total	310	63	0	0	1	4	0	41	70	
10	Pueblo	895	59	1	0	1	3	3	98	56
11	Chaffee	89	42	0	0	0	1	0	3	18
	Custer	3	1	0	0	0	0	0	0	7
	Fremont	147	43	0	0	0	12	0	2	59
	Park	51	22	0	0	0	1	0	8	10
	Total	290	108	0	0	0	14	0	13	94

**Table 31:
County Court Misdemeanor Filings by Case Type
Fiscal Year 2017**

Judicial District	Court Location	Municipal Appeal (Court Not of Record)					Protection Order	Public Indecency	Public Peace and Order
		Menacing		Other	Perjury	Prostitution	Violation		
1	Gilpin	0	0	123	0	0	77	4	0
	Jefferson	15	0	368	0	8	581	6	66
	Total	15	0	491	0	8	658	10	66
3	Huerfano	1	0	19	0	0	16	0	9
	Las Animas	3	0	16	0	1	37	0	34
	Total	4	0	35	0	1	53	0	43
4	El Paso	44	0	552	1	12	192	42	199
	Teller	3	0	36	0	0	26	2	0
	Total	47	0	588	1	12	218	44	199
5	Clear Creek	1	0	60	0	0	50	1	15
	Eagle	2	0	46	0	1	46	2	30
	Eagle-Basalt	0	0	8	0	0	8	0	0
	Lake	4	0	21	0	0	10	0	6
	Summit	1	0	22	0	0	38	0	18
Total	8	0	157	0	1	152	3	69	
6	Archuleta	0	0	11	0	0	48	0	7
	La Plata	6	0	101	0	0	142	0	0
	San Juan	0	0	6	0	0	0	0	0
	Total	6	0	118	0	0	190	0	7
7	Delta	1	0	30	0	0	82	0	2
	Gunnison	0	0	11	0	0	64	0	18
	Hinsdale	0	0	7	0	0	1	0	0
	Montrose	4	0	26	1	3	128	3	28
	Montrose-Nucla	1	0	1	0	0	7	0	2
	Ouray	0	0	7	0	0	7	0	2
	San Miguel	4	0	14	0	0	20	0	0
Total	10	0	96	1	3	309	3	52	
8	Jackson	1	0	5	0	0	2	0	2
	Larimer	8	0	365	0	13	217	30	197
	Larimer-Loveland	7	0	93	0	6	161	6	92
	Total	16	0	463	0	19	380	36	291
9	Garfield	2	0	27	0	0	56	3	9
	Garfield-Rifle	3	0	24	0	0	76	1	17
	Pitkin	0	0	19	0	0	23	0	0
	Rio Blanco-Meeker	0	0	9	0	0	13	0	0
	Rio Blanco-Rangely	0	0	11	0	0	6	0	0
Total	5	0	90	0	0	174	4	26	
10	Pueblo	6	0	61	12	4	682	2	28
11	Chaffee	2	0	207	0	0	59	1	22
	Custer	2	0	16	0	0	8	0	0
	Fremont	7	0	85	5	0	132	7	37
	Park	3	0	14	0	0	24	0	8
	Total	14	0	322	5	0	223	8	67

**Table 31:
County Court Misdemeanor Filings by Case Type
Fiscal Year 2017**

Judicial District	Court Location	Sex Offenses	Under Age					Total
			Theft	Trespass	Alcohol Offense	Weapon	Wildlife	
1	Gilpin	4	55	34	0	10	1	795
	Jefferson	91	716	127	257	94	238	6,224
	<i>Total</i>	95	771	161	257	104	239	7,019
3	Huerfano	0	20	10	6	4	15	214
	Las Animas	1	65	24	9	3	41	418
	<i>Total</i>	1	85	34	15	7	56	632
4	El Paso	71	1,126	275	180	135	65	7,939
	Teller	2	38	23	2	12	15	508
	<i>Total</i>	73	1,164	298	182	147	80	8,447
5	Clear Creek	0	5	6	2	4	71	362
	Eagle	10	44	17	33	8	4	623
	Eagle-Basalt	1	0	1	4	0	3	57
	Lake	1	4	10	2	7	6	179
	Summit	6	48	21	19	4	9	494
<i>Total</i>	18	101	55	60	23	93	1,715	
6	Archuleta	3	6	1	2	3	10	263
	La Plata	6	54	22	9	15	5	778
	San Juan	0	0	2	0	0	0	15
	<i>Total</i>	9	60	25	11	18	15	1,056
7	Delta	4	42	10	29	7	13	497
	Gunnison	1	18	8	33	3	26	375
	Hinsdale	0	1	0	4	0	0	25
	Montrose	3	28	10	40	9	5	756
	Montrose-Nucla	0	4	5	8	2	2	57
	Ouray	1	2	3	0	1	12	80
	San Miguel	0	10	12	6	0	7	138
<i>Total</i>	9	105	48	120	22	65	1,928	
8	Jackson	0	1	5	0	0	20	41
	Larimer	34	685	261	198	27	25	3,739
	Larimer-Loveland	7	292	45	47	21	141	1,938
	<i>Total</i>	41	978	311	245	48	186	5,718
9	Garfield	9	9	20	29	10	1	484
	Garfield-Rifle	3	31	8	98	4	52	730
	Pitkin	2	20	13	5	5	2	166
	Rio Blanco-Meeker	0	1	2	0	0	8	68
	Rio Blanco-Rangely	0	2	0	3	2	0	48
<i>Total</i>	14	63	43	135	21	63	1,496	
10	Pueblo	29	199	52	76	22	150	2,820
11	Chaffee	3	38	5	20	2	19	607
	Custer	0	5	4	7	0	6	86
	Fremont	10	87	34	7	13	24	866
	Park	0	8	9	0	4	118	345
	<i>Total</i>	13	138	52	34	19	167	1,904

**Table 31:
County Court Misdemeanor Filings by Case Type
Fiscal Year 2017**

Judicial District	Court Location	Cruelty								
		Alcohol	Animal Violation	Arson	Assault	Bail Violation	Child Abuse	Criminal Mischief	to Animals	Curfew Violation
12	Alamosa	14	7	3	19	0	14	3	0	0
	Conejos	6	5	0	3	0	2	3	0	0
	Costilla	2	3	1	4	0	5	2	1	0
	Mineral	2	0	0	0	0	0	0	0	0
	Rio Grande	8	2	0	11	0	9	5	1	0
	Saguache	2	4	0	6	0	1	2	0	0
	Total	34	21	4	43	0	31	15	2	0
13	Kit Carson	5	3	0	9	3	4	1	0	0
	Logan	15	4	0	15	3	14	8	0	0
	Morgan	38	13	0	29	1	12	2	1	0
	Phillips	0	1	0	8	0	3	0	0	0
	Sedgwick	1	1	0	5	0	1	0	0	0
	Washington	3	5	0	10	0	9	4	2	0
	Yuma	5	5	2	8	1	7	3	1	0
Total	67	32	2	84	8	50	18	4	0	
14	Grand	17	7	0	12	3	2	8	1	0
	Moffat	1	15	2	14	1	22	6	1	0
	Routt	12	19	0	22	2	5	12	1	0
	Total	30	41	2	48	6	29	26	3	0
15	Baca	2	0	0	3	0	0	2	0	0
	Cheyenne	2	1	0	1	0	1	1	0	0
	Kiowa	1	2	0	1	0	0	2	0	0
	Prowers	25	7	0	15	0	2	7	1	0
	Total	30	10	0	20	0	3	12	1	0
16	Bent	6	11	0	14	2	2	5	0	0
	Crowley	7	1	1	3	0	1	3	0	0
	Otero	17	11	0	13	3	8	4	2	0
	Total	30	23	1	30	5	11	12	2	0
17	Adams	337	166	6	215	0	256	93	4	6
	Broomfield	18	1	0	20	1	4	8	0	0
	Total	355	167	6	235	1	260	101	4	6
18	Arapahoe	415	82	9	173	2	219	70	4	36
	Douglas	58	88	6	91	4	79	39	1	97
	Elbert	5	8	0	8	1	1	3	0	0
	Lincoln	4	0	0	8	5	5	2	0	0
	Total	482	178	15	280	12	304	114	5	133
19	Weld	138	35	1	164	5	103	84	5	0
20	Boulder	161	20	2	111	9	38	73	5	0
	Boulder-Longmont	22	19	1	64	8	24	36	0	0
	Total	183	39	3	175	17	62	109	5	0
21	Mesa	67	283	3	147	7	72	81	2	0
22	Dolores	0	0	0	2	0	2	2	0	0
	Montezuma	48	21	1	33	13	8	18	1	0
	Total	48	21	1	35	13	10	20	1	0
State Total		2,612	1,845	104	3,016	213	1,800	1,437	242	236
Percent of State Total		4%	3%	0.17%	5%	0%	3%	2%	0%	0.39%

**Table 31:
County Court Misdemeanor Filings by Case Type
Fiscal Year 2017**

Judicial District	Court Location	Domestic		Fare			Habitual			
		Violence	Drugs	Escape	Evasion	Forgery	Fraud	Gambling	Traffic	Harassment
12	Alamosa	87	52	0	0	0	13	0	30	11
	Conejos	41	2	1	0	2	9	0	4	14
	Costilla	22	10	0	0	0	1	0	4	3
	Mineral	1	2	0	0	0	0	0	2	0
	Rio Grande	45	6	1	0	0	7	0	5	6
	Saguache	25	4	0	0	0	0	0	5	3
	Total	221	76	2	0	2	30	0	50	37
13	Kit Carson	35	14	0	0	0	0	0	2	4
	Logan	75	14	1	0	0	1	0	26	10
	Morgan	106	38	0	0	0	2	0	26	20
	Phillips	13	2	0	0	0	0	0	0	5
	Sedgwick	13	0	0	0	0	0	3	0	4
	Washington	15	6	0	0	1	3	0	3	2
	Yuma	23	1	0	0	0	1	0	5	3
Total	280	75	1	0	1	7	3	62	48	
14	Grand	59	6	1	0	0	1	0	5	11
	Moffat	59	15	0	0	1	2	0	7	12
	Routt	90	2	0	0	0	1	0	2	17
	Total	208	23	1	0	1	4	0	14	40
15	Baca	12	1	0	0	0	0	0	4	0
	Cheyenne	4	4	0	0	0	0	0	1	2
	Kiowa	2	1	0	0	0	1	0	2	1
	Prowers	64	12	0	0	0	2	0	9	23
	Total	82	18	0	0	0	3	0	16	26
16	Bent	31	9	0	0	0	1	0	3	16
	Crowley	17	3	0	0	0	0	0	6	6
	Otero	135	29	2	0	0	2	0	22	10
	Total	183	41	2	0	0	3	0	31	32
17	Adams	1,190	535	3	0	2	5	3	542	78
	Broomfield	141	20	0	0	0	0	0	26	12
	Total	1,331	555	3	0	2	5	3	568	90
18	Arapahoe	571	214	26	0	4	2	0	322	98
	Douglas	502	232	1	0	1	1	0	102	79
	Elbert	46	25	0	0	0	0	0	15	8
	Lincoln	21	6	0	0	0	0	0	7	8
	Total	1,140	477	27	0	5	3	0	446	193
19	Weld	909	246	44	0	0	2	0	454	105
20	Boulder	408	75	23	0	0	5	0	44	97
	Boulder-Longmont	211	42	2	0	0	2	0	41	41
	Total	619	117	25	0	0	7	0	85	138
21	Mesa	477	268	1	0	0	1	0	92	98
22	Dolores	9	1	0	0	0	0	0	1	2
	Montezuma	83	41	0	0	1	4	0	17	16
	Total	92	42	0	0	1	4	0	18	18
State Total		13,073	3,804	197	0	35	218	328	3,054	1,901
Percent of State Total		21%	6%	0.32%	0.00%	0.06%	0%	0.54%	5%	3%

**Table 31:
County Court Misdemeanor Filings by Case Type
Fiscal Year 2017**

Judicial District	Court Location	Municipal Appeal (Court Not of Record)					Protection Order	Public Indecency	Public Peace and Order
		Menacing	Other	Perjury	Prostitution	Violation			
12	Alamosa	2	0	45	0	1	83	1	0
	Conejos	1	0	3	0	0	25	0	9
	Costilla	1	0	23	0	0	10	0	12
	Mineral	0	0	2	0	0	0	0	0
	Rio Grande	1	1	2	0	1	38	1	23
	Saguache	0	0	5	0	0	13	0	7
	Total	5	1	80	0	2	169	2	51
13	Kit Carson	0	0	9	0	0	19	0	3
	Logan	1	0	11	0	0	55	0	7
	Morgan	1	0	65	0	0	109	0	7
	Phillips	1	0	1	0	0	6	0	1
	Sedgwick	0	0	4	0	0	6	1	0
	Washington	1	0	12	0	0	15	0	0
	Yuma	1	0	9	1	0	10	1	0
Total	5	0	111	1	0	220	2	18	
14	Grand	1	0	19	0	0	50	0	10
	Moffat	0	0	24	0	0	58	0	14
	Routt	0	0	28	0	0	48	1	4
	Total	1	0	71	0	0	156	1	28
15	Baca	0	0	0	0	0	6	0	4
	Cheyenne	0	0	2	0	0	11	0	1
	Kiowa	0	0	3	0	0	7	0	0
	Prowers	0	0	4	0	0	28	0	30
	Total	0	0	9	0	0	52	0	35
16	Bent	6	0	7	0	0	24	1	4
	Crowley	0	0	7	0	0	18	0	2
	Otero	0	0	14	0	0	100	1	12
	Total	6	0	28	0	0	142	2	18
17	Adams	11	0	424	0	29	747	72	162
	Broomfield	5	0	26	0	2	100	0	16
	Total	16	0	450	0	31	847	72	178
18	Arapahoe	11	0	326	0	10	701	18	31
	Douglas	8	0	298	0	0	362	1	57
	Elbert	2	0	17	1	0	47	0	0
	Lincoln	1	0	1	0	0	13	0	2
	Total	22	0	642	1	10	1,123	19	90
19	Weld	15	0	274	0	1	426	7	18
20	Boulder	15	0	95	0	3	177	5	147
	Boulder-Longmont	4	0	71	0	2	164	3	34
	Total	19	0	166	0	5	341	8	181
21	Mesa	11	0	318	1	2	442	9	15
22	Dolores	1	0	0	0	0	6	0	1
	Montezuma	1	0	15	0	0	111	0	16
	Total	2	0	15	0	0	117	0	17
State Total		233	1	4,585	22	99	7,074	232	1,497
Percent of State Total		0.38%	0.002%	7%	0.04%	0.16%	12%	0.38%	2%

**Table 31:
County Court Misdemeanor Filings by Case Type
Fiscal Year 2017**

Judicial District	Court Location	Sex Offenses	Under Age					Total
			Theft	Trespass	Alcohol Offense	Weapon	Wildlife	
12	Alamosa	3	13	7	8	6	2	424
	Conejos	0	22	2	0	1	12	167
	Costilla	1	2	2	3	3	7	122
	Mineral	0	0	0	0	1	6	16
	Rio Grande	5	22	5	3	3	10	221
	Saguache	0	8	7	2	2	8	104
	<i>Total</i>	9	67	23	16	16	45	1,054
13	Kit Carson	2	9	1	14	8	1	146
	Logan	5	8	10	10	9	25	327
	Morgan	0	12	11	18	3	36	550
	Phillips	0	2	1	12	1	0	57
	Sedgwick	0	2	2	2	0	1	46
	Washington	0	5	4	4	2	0	106
	Yuma	4	9	9	1	0	3	113
<i>Total</i>	11	47	38	61	23	66	1,345	
14	Grand	1	7	6	15	4	23	269
	Moffat	0	20	7	9	10	13	313
	Routt	1	20	9	102	5	27	430
	<i>Total</i>	2	47	22	126	19	63	1,012
15	Baca	0	1	3	0	2	1	41
	Cheyenne	0	5	0	1	0	0	37
	Kiowa	0	2	0	3	0	2	30
	Prowers	0	52	13	6	2	7	309
	<i>Total</i>	0	60	16	10	4	10	417
16	Bent	3	15	7	2	0	10	179
	Crowley	0	3	0	8	2	1	89
	Otero	2	39	0	28	3	4	461
	<i>Total</i>	5	57	7	38	5	15	729
17	Adams	80	210	172	101	39	11	5,499
	Broomfield	7	78	2	0	3	1	491
	<i>Total</i>	87	288	174	101	42	12	5,990
18	Arapahoe	37	258	73	243	45	66	4,066
	Douglas	21	287	47	245	28	89	2,824
	Elbert	1	7	4	13	7	0	219
	Lincoln	2	12	0	5	2	8	112
	<i>Total</i>	61	564	124	506	82	163	7,221
19	Weld	17	399	62	166	62	56	3,798
20	Boulder	39	437	60	110	29	32	2,220
	Boulder-Longmont	12	64	18	19	11	13	928
	<i>Total</i>	51	501	78	129	40	45	3,148
21	Mesa	38	349	180	269	41	20	3,294
22	Dolores	1	3	0	4	1	3	39
	Montezuma	2	35	0	21	4	6	516
	<i>Total</i>	3	38	0	25	5	9	555
<i>State Total</i>		586	6,081	1,803	2,582	770	1,618	61,298
<i>Percent of State Total</i>		1%	10%	3%	4%	1%	3%	100%

**Table 32:
County Court Small Claims Filings by Case Type
Fiscal Year 2017**

Judicial District	Court Location	Breach of		Landlord			Total
		Contract	Covenant	Tenant	Money	Other	
1	Gilpin	0	0	0	13	0	13
	Jefferson	25	1	82	679	9	796
	<i>Total</i>	25	1	82	692	9	809
3	Huerfano	0	0	0	17	2	19
	Las Animas	0	0	0	27	0	27
	<i>Total</i>	0	0	0	44	2	46
4	El Paso	0	0	14	998	2	1,014
	Teller	2	3	5	24	1	35
	<i>Total</i>	2	3	19	1,022	3	1,049
5	Clear Creek	0	0	0	16	0	16
	Eagle	0	0	1	113	0	114
	Eagle-Basalt	0	0	2	23	0	25
	Lake	0	0	0	30	0	30
	Summit	1	0	0	82	0	83
	<i>Total</i>	1	0	3	264	0	268
6	Archuleta	0	0	0	28	0	28
	La Plata	5	2	14	78	0	99
	San Juan	1	0	0	4	0	5
	<i>Total</i>	6	2	14	110	0	132
7	Delta	0	0	0	51	0	51
	Gunnison	0	0	0	33	1	34
	Hinsdale	0	0	0	0	0	0
	Montrose	0	0	7	51	0	58
	Montrose-Nucla	0	0	0	7	0	7
	Ouray	0	3	0	4	0	7
	San Miguel	2	0	1	25	0	28
	<i>Total</i>	2	3	8	171	1	185
8	Jackson	0	0	0	4	0	4
	Larimer	28	0	22	304	5	359
	Larimer-Loveland	8	0	9	74	0	91
	<i>Total</i>	36	0	31	382	5	454
9	Garfield	14	5	19	42	16	96
	Garfield-Rifle	0	1	10	35	0	46
	Pitkin	0	0	11	64	0	75
	Rio Blanco-Meeker	0	0	0	3	0	3
	Rio Blanco-Rangley	0	0	0	6	0	6
	<i>Total</i>	14	6	40	150	16	226
10	Pueblo	1	0	1	270	0	272
11	Chaffee	0	0	0	29	0	29
	Custer	0	0	0	10	0	10
	Fremont	0	0	1	75	0	76
	Park	5	0	6	7	2	20
	<i>Total</i>	5	0	7	121	2	135

**Table 32:
County Court Small Claims Filings by Case Type
Fiscal Year 2017**

Judicial District	Court Location	Breach of		Landlord		Other	Total
		Contract	Covenant	Tenant	Money		
12	Alamosa	0	0	0	38	0	38
	Conejos	0	0	0	7	0	7
	Costilla	0	0	0	9	0	9
	Mineral	0	0	0	0	0	0
	Rio Grande	0	0	1	17	1	19
	Saguache	0	0	0	15	0	15
	<i>Total</i>		0	0	1	86	1
13	Kit Carson	0	0	0	15	0	15
	Logan	0	0	0	34	0	34
	Morgan	1	0	0	66	1	68
	Phillips	0	0	1	9	0	10
	Sedgwick	0	0	0	9	1	10
	Washington	0	0	0	9	0	9
	Yuma	0	0	0	26	0	26
<i>Total</i>		1	0	1	168	2	172
14	Grand	0	0	3	28	0	31
	Moffat	0	0	2	31	0	33
	Routt	3	0	1	44	0	48
	<i>Total</i>	3	0	6	103	0	112
15	Baca	0	0	0	8	0	8
	Cheyenne	0	0	0	5	0	5
	Kiowa	0	0	2	1	0	3
	Prowers	0	0	0	25	0	25
	<i>Total</i>	0	0	2	39	0	41
16	Bent	0	0	0	1	0	1
	Crowley	0	0	1	8	1	10
	Otero	1	0	0	42	0	43
	<i>Total</i>	1	0	1	51	1	54
17	Adams	8	0	43	544	4	599
	Broomfield	0	0	0	76	0	76
	<i>Total</i>	8	0	43	620	4	675
18	Arapahoe	0	0	0	0	0	0
	Arapahoe-Littleton	57	1	80	789	28	955
	Douglas	18	1	28	269	2	318
	Elbert	1	0	1	36	1	39
	Lincoln	0	0	0	9	0	9
	<i>Total</i>	76	2	109	1,103	31	1,321
19	Weld	0	0	0	406	1	407
20	Boulder	35	0	78	236	24	373
	Boulder-Longmont	0	0	0	0	0	0
	<i>Total</i>	35	0	78	236	24	373
21	Mesa	0	0	1	252	0	253
22	Dolores	2	0	1	3	0	6
	Montezuma	0	0	0	40	0	40
	<i>Total</i>	2	0	1	43	0	46
<i>State Total</i>		218	17	448	6,333	102	7,118
<i>Percent of State Total</i>		3%	0.24%	6%	89%	1%	100%

**Table 33:
County Court Traffic Filings by Case Type
Fiscal Year 2017**

Judicial District	Court Location	Driving Under Suspension, Revocation or Denial	Driving Under the Influence	Driving While Ability Impaired	Motor Vehicle	Municipal Appeal (Court Not of Record)	Total
1	Gilpin	149	82	4	285	0	520
	Jefferson	4,602	1,819	82	6,180	0	12,683
	Total	4,751	1,901	86	6,465	0	13,203
3	Huerfano	138	47	0	343	0	528
	Las Animas	103	79	1	719	2	904
	Total	241	126	1	1,062	2	1,432
4	El Paso	4,152	2,222	32	8,586	0	14,992
	Teller	299	120	7	422	0	848
	Total	4,451	2,342	39	9,008	0	15,840
5	Clear Creek	214	92	5	644	0	955
	Eagle	380	351	15	1,030	0	1,776
	Eagle-Basalt	53	37	0	39	0	129
	Lake	91	36	0	214	0	341
	Summit	321	321	27	702	0	1,371
Total	1,059	837	47	2,629	0	4,572	
6	Archuleta	98	55	0	161	0	314
	La Plata	540	468	21	826	0	1,855
	San Juan	0	3	0	31	0	34
	Total	638	526	21	1,018	0	2,203
7	Delta	372	133	4	415	0	924
	Gunnison	77	146	7	251	0	481
	Hinsdale	0	0	0	39	0	39
	Montrose	345	109	9	505	0	968
	Montrose-Nucla	13	7	0	22	0	42
	Ouray	77	50	3	145	0	275
	San Miguel	33	90	4	96	0	223
Total	917	535	27	1,473	0	2,952	
8	Jackson	8	6	0	35	0	49
	Larimer	1,064	821	37	1,810	0	3,732
	Larimer-Loveland	1,031	527	28	1,190	0	2,776
	Total	2,103	1,354	65	3,035	0	6,557
9	Garfield	365	305	16	766	0	1,452
	Garfield-Rifle	381	146	2	602	0	1,131
	Pitkin	133	139	0	177	0	449
	Rio Blanco-Meeker	15	18	0	99	0	132
	Rio Blanco-Rangely	12	19	2	53	0	86
Total	906	627	20	1,697	0	3,250	
10	Pueblo	1,471	417	15	1,800	0	3,703
11	Chaffee	0	94	12	225	0	331
	Custer	31	17	0	63	0	111
	Fremont	376	160	5	490	0	1,031
	Park	204	62	0	330	0	596
Total	611	333	17	1,108	0	2,069	

**Table 33:
County Court Traffic Filings by Case Type
Fiscal Year 2017**

Judicial District	Court Location	Driving Under Suspension, Revocation or Denial	Driving Under the Influence	Driving While Ability Impaired	Motor Vehicle	Municipal Appeal (Court Not of Record)	Total
12	Alamosa	363	88	5	341	0	797
	Conejos	74	23	0	104	0	201
	Costilla	66	15	0	168	0	249
	Mineral	21	6	1	131	0	159
	Rio Grande	170	39	8	170	0	387
	Saguache	56	17	1	143	1	218
	Total		750	188	15	1,057	1
13	Kit Carson	94	34	3	189	0	320
	Logan	212	70	3	431	0	716
	Morgan	347	103	5	539	0	994
	Phillips	26	14	0	59	0	99
	Sedgwick	15	1	0	41	0	57
	Washington	50	12	1	111	0	174
	Yuma	69	22	1	129	0	221
Total		813	256	13	1,499	0	2,581
14	Grand	114	143	4	229	0	490
	Moffat	96	90	4	249	0	439
	Routt	134	142	9	414	0	699
	Total	344	375	17	892	0	1,628
15	Baca	2	2	0	144	0	148
	Cheyenne	6	6	0	62	0	74
	Kiowa	23	7	1	78	0	109
	Prowers	157	58	5	779	0	999
	Total	188	73	6	1,063	0	1,330
16	Bent	27	13	0	121	0	161
	Crowley	33	13	3	78	0	127
	Otero	214	83	2	267	0	566
	Total	274	109	5	466	0	854
17	Adams	4,500	2,097	8	6,721	0	13,326
	Broomfield	457	162	0	400	0	1,019
	Total	4,957	2,259	8	7,121	0	14,345
18	Arapahoe	4,024	2,161	18	6,415	0	12,618
	Douglas	1,561	738	20	3,941	0	6,260
	Elbert	107	60	0	252	0	419
	Lincoln	78	26	0	533	0	637
	Total	5,770	2,985	38	11,141	0	19,934
19	Weld	3,210	1,035	42	3,825	0	8,112
20	Boulder	772	632	30	1,542	0	2,976
	Boulder-Longmont	374	281	8	609	0	1,272
	Total	1,146	913	38	2,151	0	4,248
21	Mesa	1,384	545	5	1,580	1	3,515
22	Dolores	27	8	0	33	0	68
	Montezuma	268	183	5	507	0	963
	Total	295	191	5	540	0	1,031
State Total		36,279	17,927	530	60,630	4	115,370
Percent of State Total		31%	16%	0%	53%	0.00%	100%

SECTION V:
WATER COURT



Water Court Judges

Division One

Greeley

James Hartmann, Jr.

Division Two

Pueblo

Larry C. Schwartz

Division Three

Alamosa

Pattie P. Swift

Division Four

Montrose

J. Steven Patrick

Division Five

Glenwood Springs

James B. Boyd

Division Six

Steamboat Springs

Michael A. O'Hara, III

Division Seven

Durango

Jeffrey R. Wilson

Water Court

The Water Right Determination and Administration Act of 1969 created seven water divisions based upon the drainage patterns of major rivers in Colorado: the South Platte, Arkansas, Rio Grande, Gunnison, Colorado, White and San Juan rivers. A division engineer appointed by the state engineer; a water judge appointed by the Colorado Supreme Court; a water referee appointed by the water judge; and a water clerk assigned by the district court staff each water division.

Water judges are district judges who have jurisdiction in the determination of water rights, the use and administration of water, and all other water matters within the jurisdiction of the water division. There are no jury trials in water courts, and all appeals are filed directly with the Colorado Supreme Court.

All water courts operate under a standard case definition approved by the Colorado Supreme Court in 1981. This made possible the establishment of water court filing standards, which have been reported annually by water divisions since July 1, 1981.

Specific information regarding each of the seven water divisions is available at <http://www.courts.state.co.us/Courts/Water/Index.cfm>.

**Table 34:
Water Court Filings, Claims, and Percent Change
Fiscal Year 2016 and Fiscal Year 2017**

Division	County		FY2016	FY2017	Percent Change
One	Weld County, Greeley	Filings	235	263	12%
		Claims	1,430	1,961	37%
Two	Pueblo County, Pueblo	Filings	109	139	28%
		Claims	439	744	69%
Three	Alamosa County, Alamosa	Filings	39	41	5%
		Claims	99	188	90%
Four	Montrose County, Montrose	Filings	192	148	-23%
		Claims	435	444	2%
Five	Garfield County, Glenwood Springs	Filings	128	312	144%
		Claims	522	1,227	135%
Six	Routt County, Steamboat Springs	Filings	88	77	-13%
		Claims	216	197	-9%
Seven	La Plata County, Durango	Filings	53	88	66%
		Claims	91	176	93%
State Total		Filings	844	1,068	26.54%
		Claims	3,232	4,937	52.75%

SECTION VI:
OFFICE OF
DISPUTE RESOLUTION



The Office of Dispute Resolution

The Office of Dispute Resolution (ODR) was created by the Colorado Dispute Resolution Act in 1983. The ODR's mission is to establish or make available dispute resolution programs and related services throughout the state, as designated by the Chief Justice of Colorado's Supreme Court. The courts were encouraged to expand use of the Dispute Resolution Act by HJR 97-1020.

ODR assists the court in designing, implementing, and administering dispute resolution programs, including multi-door courthouse programs which provide case screening to assist in matching cases to an appropriate dispute resolution process. ODR provides services, including mediation, early neutral assessment, parenting coordination/decision-making, parenting plan facilitation, family group conferencing, and settlement conferences. ODR also manages the federal Child Access and Visitation Grant for the State of Colorado providing support and funding for dispute resolution programs targeting never-married parents with the goal of increasing parenting time.

In addition to providing services, ODR helps establish Colorado's dispute resolution policies; provides information to the public; collaborates with other individuals and organizations, including government agencies, state and local bar associations, community mediation centers, schools, private and public dispute resolution programs, and others to increase access to dispute resolution services; consults with state and local governments regarding the design, implementation, and administration of dispute resolution programs; and provides dispute resolution education and training.

ODR neutrals first began mediating cases in fiscal year 1985, with 54 domestic relations cases. In fiscal year 2017, an estimated 8,133 cases were reported from Colorado's 22 judicial districts. These cases included domestic relations, civil, criminal, juvenile, dependency and neglect, child support enforcement, county court, small claims, and probate. Mediation services constituted approximately 99 percent of ODR's services in fiscal year 2017. The remaining one percent of ODR's caseload included limited ADR services in select districts including early neutral assessment, parenting coordination/decision-making and parenting plan facilitation.

ODR receives a General Fund appropriation for administrative and program costs. Parties generally pay the mediator or neutral directly for services. ODR continues to provide reduced-fee services for qualifying indigent parties based on its General Fund appropriation and continued receipt of the federal Child Access and Visitation Program grant funds. General information regarding the Office of Dispute Resolution is available at [Colorado ODR](#)

**Table 35:
ADR Services by Case Type and Disposition Percentage
Fiscal Year 2017**

Case Type	Cases completely or partially resolved	Cases not resolved ¹	Cases served left with proposal ²	Cases inappropriate for ADR	Cases ongoing	ADR referred, session not held ³	Total # of cases reported
Domestic - Initial Filings	2,371	908	226	36	109	232	3,882
Percentage	61.1%	23.4%	5.8%	3.0%	2.8%	6.0%	
Domestic - Modifications	1,096	912	121	14	38	64	2,245
Percentage	48.8%	40.6%	5.4%	0.6%	1.7%	2.9%	
Dependency & Neglect	212	61	17	0	23	31	344
Percentage	61.6%	17.7%	4.9%	0.0%	6.7%	9.0%	
Child Support Enforcement	146	32	10	1	6	35	230
Percentage	63.5%	13.9%	4.3%	0.4%	2.6%	15.2%	
Juvenile	51	29	3	1	2	8	94
Percentage	54.3%	30.9%	3.2%	1.1%	2.1%	8.5%	
District Civil	66	57	27	0	2	9	161
Percentage	41.0%	35.4%	16.8%	0.0%	1.2%	5.6%	
County Civil	262	146	35	3	17	60	523
Percentage	50.1%	27.9%	6.7%	0.6%	3.3%	11.5%	
Criminal	0	0	0	0	0	0	0
Percentage							
Probate	17	5	2	0	1	1	26
Percentage	65.4%	19.2%	7.7%	0.0%	3.8%	3.8%	
Collections	4	4	0	0	0	0	8
Percentage	50.0%	50.0%	0.0%	0.0%	0.0%	0.0%	
Small Claims	308	159	4	5	3	79	558
Percentage	55.2%	28.5%	0.7%	0.9%	0.5%	14.2%	
Restraining Orders	3	2	0	0	0	0	5
Percentage	60.0%	40.0%	0.0%	0.0%	0.0%	0.0%	
HOA	3	2	0	0	0	0	5
Percentage	60.0%	40.0%	0.0%	0.0%	0.0%	0.0%	
Other	30	18	0	2	1	1	52
Percentage	57.7%	34.6%	0.0%	3.8%	1.9%	1.9%	
Total Cases Reported	4,569	2,335	445	62	202	520	8,133
Percentage	56.2%	28.7%	5.5%	0.8%	2.5%	6.4%	

¹ No agreement was reached at time of service. The parties may or may not have settled subsequent to ADR service; this information is not available.

² Parties left with proposed agreement. Information is not available as to whether this agreement was finalized.

³ ADR session was not held for a variety of reasons, including settlement prior to ADR service, refusal by one party to attend, decision to use another provider, and other.

**Table 36:
ADR Services Provided by District and Case Type
Fiscal Year 2017**

Judicial District	Domestic Relations Initial Filing	Domestic Relations - Modification	Child Support Services	D&N (EPP & Non-EPP)	Juvenile	District Civil	County Civil	Collections	Probate	Small Claims	Protection Orders	HOA	Other	Total Cases Served
1	390	292	0	1	10	16	16	1	2	2	0	1	0	731
2	238	137	1	285	17	18	13	2	9	3	0	1	1	624
3	24	5	1	0	0	3	2	0	0	0	0	0	0	35
4	717	369	14	147	14	23	138	0	1	1	2	0	2	1414
5	66	31	1	0	0	1	7	0	0	0	0	0	3	109
6	4	2	0	0	0	0	2	0	0	0	0	0	0	8
7	18	9	0	1	0	2	7	2	0	0	0	0	0	39
8	233	111	3	0	3	5	2	0	0	1	0	0	0	355
9	32	13	1	2	0	0	2	1	0	1	0	0	1	53
10	324	75	0	2	1	9	3	0	12	0	0	0	0	426
11	111	27	0	0	0	7	4	0	0	0	0	0	0	149
12	5	9	0	0	0	1	0	0	0	0	0	0	0	15
13	37	19	0	0	0	0	0	0	0	0	0	0	0	56
14	29	14	2	0	0	0	0	0	0	0	0	0	1	46
15	6	2	0	0	0	0	0	0	0	0	0	0	0	8
16	8	0	0	1	0	1	0	0	0	0	0	0	0	10
17	320	384	28	2	32	5	2	0	0	0	0	1	0	765
18	747	440	162	0	16	47	290	2	1	550	3	1	6	2262
19	238	107	12	0	20	6	9	0	0	0	0	0	1	383
20	68	102	5	2	2	16	27	0	1	0	0	1	0	224
21	267	102	0	1	0	1	0	0	0	0	0	0	37	408
22	7	6	0	0	0	0	0	0	0	0	0	0	0	13
State Total	3889	2256	230	344	115	161	524	8	26	558	5	5	52	8133

**Table 37:
Mediation Services Provided by District and Case Type
Fiscal Year 2017**

Judicial District	Domestic Relations - Initial Filing	Domestic Relations - Modification	Child Support Services	D&N (EPP & Non EPP)	Juvenile	District Civil	County Civil	Collections	Probate	Small Claims	Protection Orders	HOA	Other	Total Cases Served
1	370	292	0	1	10	16	16	1	2	2	0	1	0	711
2	232	131	0	185	16	18	13	2	9	3	0	1	1	611
3	24	5	1	0	0	3	2	0	0	0	0	0	0	35
4	716	369	0	147	14	23	138	0	1	0	2	0	2	1412
5	66	31	1	0	0	1	7	0	0	0	0	0	3	109
6	4	2	0	0	0	0	2	0	0	0	0	0	0	8
7	18	9	0	1	0	2	7	2	0	0	0	0	0	39
8	208	109	0	0	3	5	2	0	0	1	0	0	0	328
9	32	13	1	2	0	0	2	1	0	1	0	0	1	53
10	324	75	0	2	1	9	2	0	12	0	0	0	0	425
11	111	27	0	0	0	7	4	0	0	0	0	0	0	149
12	5	9	0	0	0	1	0	0	0	0	0	0	0	15
13	37	19	0	0	0	0	0	0	0	0	0	0	0	56
14	29	14	2	0	0	0	0	0	0	0	0	0	1	46
15	6	2	0	0	0	0	0	0	0	0	0	0	0	8
16	8	0	0	1	0	1	0	0	0	0	0	0	0	10
17	291	377	19	2	32	5	2	0	0	0	0	1	0	729
18	747	439	159	0	16	47	290	2	1	550	3	1	6	2261
19	237	107	2	0	20	6	9	0	0	0	0	0	1	382
20	66	101	5	2	2	16	27	0	1	0	0	1	0	221
21	267	102	0	1	0	1	0	0	0	0	0	0	37	408
22	7	6	0	0	0	0	0	0	0	0	0	0	0	13
State Total	3805	2239	190	344	114	161	523	8	26	557	5	5	52	8029

SECTION VIII:
COLORADO PROBATION



CHIEF PROBATION OFFICERS

FIRST
JUDICIAL DISTRICT

Leslie Schaefer
Jeff Carpenter, Deputy

SECOND ADULT
JUDICIAL DISTRICT

Cary Heck
Cheryl Frenette, Deputy

SECOND JUDICIAL
DISTRICT JUVENILE

Shawn Cohn

THIRD
JUDICIAL DISTRICT

Martin Malouff

FOURTH
JUDICIAL DISTRICT

Ellen Walker
Cindy Patton, Deputy

FIFTH
JUDICIAL DISTRICT

Laurel Lamont

SIXTH
JUDICIAL DISTRICT

Thomas Harms

SEVENTH
JUDICIAL DISTRICT

Rob Omer

EIGHTH
JUDICIAL DISTRICT

Chris Gastelle
Greg Otte, Deputy

NINTH
JUDICIAL DISTRICT

William Sightler

TENTH
JUDICIAL DISTRICT

David Simental

ELEVENTH
JUDICIAL DISTRICT

Michael O'Rourke

TWELFTH
JUDICIAL DISTRICT

Bill Gurule

THIRTEENTH
JUDICIAL DISTRICT

John Draxler

FOURTEENTH
JUDICIAL DISTRICT

Timothy Griffith

FIFTEENTH
JUDICIAL DISTRICT

Byron Hall

SIXTEENTH
JUDICIAL DISTRICT

Tobin Wright

SEVENTEENTH
JUDICIAL DISTRICT

Jenifer Morgen
Jeanette Hensel, Deputy

EIGHTEENTH
JUDICIAL DISTRICT

Doug Gray
Shelly Sack, Deputy

NINETEENTH
JUDICIAL DISTRICT

Jerry Green
Mary Nagler, Deputy

TWENTIETH
JUDICIAL DISTRICT

Greg Brown

TWENTY-FIRST
JUDICIAL DISTRICT

Linda Robinson

TWENTY-SECOND
JUDICIAL DISTRICT

Sonia Buffington

Updated as of 8/28/17

Colorado Probation

Colorado Probation is Committed to:

- *Public Safety*
- *Victim and Community Reparation through Offender Accountability*
- *Skill and Competency Development;*
- *Services to the Communities of Colorado.*

The above Statement of Common Ground was developed to clearly identify the critical functions of justice that unify all probation departments in carrying out their mission. Probation's commitment to these practices requires the implementation of innovative approaches to offender assessment, supervision, victim involvement and services to the community. As new research becomes available and as best practices evolve it is necessary to adapt Probation's practices to better serve the community and increase public safety for the residents of Colorado.

This year's statistical report reflects our commitment to supervise probationers, protect the public, reduce the overall cost of the correctional system and serve victims of crime.

Probation Programs (Tables 39, 48 and 75)

The Colorado Judicial Department administers adult and juvenile probation in 22 judicial districts. This includes 23 probation departments with over 65 separate probation locations throughout the state. The Division of Probation Services develops and publishes standards for regular probation supervision and all intensive probation programs. Within the limits of statute and these state standards, each district is free to develop and structure programs that address the needs of the local court and the community. In all districts, probationers are assessed for risk and need factors. Based on these assessments, those placed on regular probation are put on minimum, medium or maximum supervision.

The number of adult probationers sentenced to state probation in FY 2017 was 40,862 and on June 30, 2017 there were 56,864 adult probationers on regular supervision. In FY 2017, 61 percent of adults completed regular state probation successfully. An additional 1,230 adult probationers were sentenced or placed in intensive programs and 5,692 were assigned to private probation supervision.

In Fiscal Year 2017, 2,891 juveniles were sentenced to probation and on June 30, 2017 there were 3,549 juveniles on supervision. In FY 2017, 72 percent of juveniles completed regular state probation successfully. An additional 165 juveniles were sentenced to Juvenile Intensive Supervision Probation (JISP) in FY 2017.

Intensive Probation Programs

Intensive programs are created in statute or otherwise established to provide the courts and probation with community supervision options for higher-risk offenders. Three main goals drive intensive probation programs: to assess criminal risk and target offenders' service needs that relate to ongoing criminal activity; provide the highest level of supervision available; identify and make referrals for appropriate treatment and services to reduce criminal behavior. Probationers must meet certain criteria, based on assessed risk and need, before being placed in intensive probation programs. These programs offer risk/need assessments, offense specific treatment, electronic monitoring, and cognitive skills training. Due to the significant number of

supervision requirements, and the level of risk, the number of offenders assigned to an intensive program caseload is capped at 18-30 offenders, depending on the program. These intensive programs include; Adult Intensive Supervision Probation (AISP); Juvenile Intensive Supervision (JISP); the Female Offender Program (FOP); and Sex Offender Intensive Supervision (SOISP) for Adults.

Adult Intensive Supervision Probation (AISP) (Table 39, Table 82-85 and Table 98)

Adult Intensive Supervision Probation (AISP) was implemented statewide in FY 1982, as a community sentencing alternative to incarceration for selected high risk adult offenders with extensive criminal histories. AISP remains a sentencing option in cases in which the offense date occurred before October 1, 2013. Pursuant to HB13-250, offenses committed after October 1, 2013, are subject to LSIP eligibility screening and placement by probation. Consequently, the AISP program will no longer be a sentencing option for probationers with offenses committed after October 1, 2013. For offenders sentenced after October 1, 2013, the AISP program targets specific criminogenic needs with intensive interventions and requires accountability, with the goal of long-term behavior change and enhanced public safety. This program may also be used with a probationer who has been under the supervision of probation for a period of time and a reassessment indicates the probationer's risk of re-offense has increased and the probationer meets the acceptance criteria of the intensive program.

In FY 2017 there were 593 new probationers placed in AISP and on June 30, 2017 there were 733 on AISP. In FY 2017 the program successfully terminated 185 probationers (42%) from the AISP program who might otherwise have served sentences in jail, Community Corrections or the Department of Corrections.

Juvenile Intensive Supervision Probation (Table 39, Table 94-97 and Table 98)

The Juvenile Intensive Supervision Probation (JISP) Program was implemented in FY 1991 as a community sentencing option for selected high risk juvenile offenders. As a result of its proven effectiveness the General Assembly approved expansion of the program sufficient to allow its existence in all 22 judicial districts. The program is designed to deliver intensive case management to include monitoring of school progress, referral for remedial educational assistance, home visits, electronic monitoring, drug testing, skill building and treatment services, as required. The number of juveniles assigned to a JISP officer is capped at 18. In FY 2017 there were 165 juveniles sentenced to JISP and on June 30, 2017 there were 171 juveniles on JISP. In FY 2017, 74 juveniles (46%) successfully completed the program who might otherwise have served sentences in the Division of Youth Corrections.

Female Offender Program (Table 39, Table 90-93 and Table 98)

The Female Offender Program (FOP) was initially a grant funded pilot project developed in FY 1991, to intervene in the lives of high risk, substance abusing female offenders. In FY 1995 the General Assembly, based on the results of the pilot program, provided state funding in only 10 judicial districts. The program is designed to deliver intensive gender based case management to include frequent contact, skill building, regular employment or vocational/educational efforts, drug testing, home visits, electronic monitoring and participation in treatment, as required. The program was terminated in FY 2004 as a result of required budget reductions. Prior to the program's termination there was a 0% recidivism rate, for one year following termination from probation, for those offenders that successfully completed the program in FY 2001 and FY 2002.

In FY 2005 the program was again funded to previous levels. The number of women assigned to each FOP officer is capped at 30. In FY 2017 there were 269 female probationers placed in FOP and on June 30, 2017 there were 352 women in the program. In FY 2017, 120 women (53%) successfully completed the program who might otherwise have served sentences in jail, community corrections, or the Department of Corrections.

Sex Offender Intensive Supervision Probation (Table 39, Table 86-89 and Table 98)

The Sex Offender Intensive Supervision Program (SOISP) is designed to provide the highest level of supervision to adult sex offenders who are placed on probation. Although initially created in statute in 1998 to address the risk posed by lifetime supervision cases, the Colorado Legislature made a significant change to the statute in 2001. Pursuant to HB01-1229, all felony sex offenders convicted on or after July 1, 2001, are statutorily mandated to be supervised by the SOISP program. Any adult convicted of a felony sex offense who is sentenced to probation is required to be supervised by the Sex Offender Intensive Supervision Program.

The goal of intensive supervision probation for sex offenders is to minimize the risk to the public to the greatest extent possible, by holding probationers accountable for their present and past anti-social and criminal behavior, encouraging pro-social skill building, and assisting the probationer's ability to repair the harm caused by their actions, when possible. SOISP includes a combination of high level surveillance and monitoring; evidenced-based and best practice supervision strategies, physiological monitoring, and collaboration with Community Supervision Teams. Some sex offenders cannot or will not respond to treatment and there is no expectation that all sex offenders can be successful in treatment. Depending on the probationer, elements of community supervision may include restricted activities, daily contact with the probationer, curfew checks, home visitation, employment visitation and monitoring, drug and alcohol screening, and/or sex offense specific treatment to include the use of polygraph testing. SOISP consists of three phases, each with specific criteria that must be met prior to a reduction in the level of supervision. Movement within all phases is behaviorally-based and guided by specific criteria. The program design anticipated a two-year period of supervision in the SOISP program but due to additional requirements developed since program inception, the average length of time for completion has increased to approximately 4 years. There were originally 46 probation officers appropriated for the program. Caseload sizes were capped at 25 probationers, for a program capacity of 1,150.

In FY 2017 there were 368 probationers sentenced to SOISP and on June 30, 2017 there were 1,377 probationers on SOISP. In FY 2017 the program successfully terminated 177 offenders (58%) from the SOISP program who might otherwise have served sentences in the Department of Corrections.

Other Probation Programs

Private Probation (Table 39, Table 56-68)

Chief Justice Directive 16-01 (formerly 04-03 and 96-05), defines the priority use of probation resources and the circumstances under which districts may contract with private probation. Part III of the directive states that districts may enter into agreements with public or private entities for the provision of probation services, including investigation services and the supervision of lower risk adult probationers. Although not every judicial district has access to or utilizes a private provider, Colorado Probation has contracted for private probation services since FY 1996, due in part to the inadequacy of staff resources to supervise all offenders sentenced to probation at the level required by standard. In FY 2017 there were 5,692 new

offenders sent to private probation for supervision. Of these 3,378 were on supervision for a DUI/DWAI while 2,314 were sentenced for some other criminal offense. On June 30, 2017 there were 14,153 offenders being managed under private probation service contracts. Of these, 8,829 were on supervision for a DUI/DWAI while 5,324 were on supervision for other criminal offenses. In FY 2017 private probation successfully terminated 5,032 DUI/DWAI offenders (83%) and another 2,656 criminal offenders (81%). By utilizing private probation for lower risk offenders, State probation departments can concentrate their resources on higher risk offenders.

DUI/DWAI Offenders (Table 39, Table 41, Table 102-110)

In FY 2007 the Alcohol and Drug Driving Safety (ADDS) Program was fully integrated within each probation department. This integration provides an enhanced ability to deliver supervision for the Drinking/Drug/ Driving offending population. The ADDS program conducts alcohol/drug evaluations and makes treatment recommendations for offenders convicted of driving under the influence of, or impaired by, drugs or alcohol. In FY 2017 the program completed 17,864 DUI/DWAI Evaluations for Colorado's county courts, excluding Denver County. In FY 2017 there were 2,080 offenders sentenced to monitoring. On June 30, 2017 there were 3,560 DUI/DWAI offenders being monitored by State Probation. In FY 2017 state probation successfully terminated 1,766 (84%) DUI monitored offenders. Other DUI/DWAI offenders who were sentenced to regular probation supervision are included in the Adult Probation section but are not separately identified.

Victim Services (Table 99-101)

In FY 1993 Colorado's General Assembly enacted victims' rights legislation for victims of personal crimes. In 1996, the Victims' Rights Act was amended to require Colorado Probation departments to provide victim services. Each of the state's 23 probation departments provides services to eligible victims, who request to be notified, when the offender is placed on probation. In addition to providing referrals and general assistance, in FY 2017 Probation Victim Services Officers sent letters to 17,832 victims of crime informing them of their right to receive notification; of these victims, sixteen percent (2,869) requested receipt of the statutorily required notification. In FY 2017, there were a total of 14,170 critical probation notification events that occurred.

Table 39:
Grand Totals - Probation
Adult Regular, Private, Juvenile Regular, Intensive Programs, Monitoring and Investigations
Fiscal Year 2016 and Fiscal Year 2017

	Investigations/DUI Evaluations		New Clients		Closures		Active as of June 30 (Supervision/Monitoring)	
	FY 2016	FY 2017	FY 2016	FY 2017	FY 2016	FY 2017	FY 2016	FY 2017
State Adult Regular	14,351	15,574	38,962	40,862	27,274	29,177	53,813	56,864
Adult Intensive Supervision (AISP)¹			596	593	652	524	699	733
Sex Offender Intensive Supervision (SOISP)			371	368	327	346	1,374	1,377
Female Offender Program (FOP)			258	269	210	271	360	352
Private Probation Non- DUI/DWAI			2,761	2,314	3,560	3,298	5,754	5,324
Private Probation DUI/DWAI			4,361	3,378	7,418	6,089	9,890	8,829
State Monitored DUI/DWAI	18,758	17,864	2,277	2,080	2,171	2,131	3,810	3,560
Grand Total Adult Population	33,109	33,438	49,586	49,864	41,612	41,836	75,700	77,039

	Investigations		New Clients		Closures		Active as of June 30 (Supervision)	
	FY 2016	FY 2017	FY 2016	FY 2017	FY 2016	FY 2017	FY 2016	FY 2017
State Juvenile	1,219	1,205	3,172	2,891	2,566	2,575	3,745	3,549
Juvenile Intensive Supervision (JISP)			167	165	193	162	166	171
Grand Total Juvenile Population	1,219	1,205	3,339	3,056	2,759	2,737	3,911	3,720

	Investigations/DUI Evaluations		New Clients		Closures		Active as of June 30 (Supervision/Monitoring)	
	FY 2016	FY 2017	FY 2016	FY 2017	FY 2016	FY 2017	FY 2016	FY 2017
Grand Total Adult and Juvenile Population	34,328	34,643	52,925	52,920	44,371	44,573	79,611	80,759

¹**Adult Intensive Supervision (AISP):** FY 2016/2017 Adult Intensive Supervision Probation contains those sentenced to intensive probation by the court (pre 10/1/2013) and those placed in intensive probation post-sentence (after 10/1/2013). On October 1, 2013, statute changed the way in which probationers were placed in intensive programs. Adult Intensive Supervision Probation is a community based supervision program designed for higher risk probationers.

**Table 40:
Colorado Adult Probation
State Regular and Non-DUI/DWAI Private Combined
Successful/Unsuccessful Terminations
Fiscal Year 2017**

Note: Because adult state and private programs are reported separately, this summary table was created to identify termination rates for all non-DUI adult probationers. A similar table was not created for juveniles because all supervision is provided by state probation.

	SUCCESSFUL TERMINATIONS				UNSUCCESSFUL TERMINATIONS											
TYPE:	Successful				Revoked				Absconded				Total Terminations			
	Private (Non-DUI/DWAI)		TOTAL		Private (Non-DUI/DWAI)		TOTAL		Private (Non-DUI/DWAI)		TOTAL		Private (Non-DUI/DWAI)		TOTAL	
DISTRICT	Number	Number	Number	%	Number	Number	Number	%	Number	Number	Number	%	Number	Number	Number	%
1	1,587	460	2,047	58%	989	72	1,061	30%	376	49	425	12%	2,952	581	3,533	100%
2	1,142	0	1,142	49%	538	0	538	23%	660	0	660	28%	2,340	0	2,340	100%
3	100	0	100	65%	22	0	22	14%	31	0	31	20%	153	0	153	100%
4	1,046	438	1,484	59%	539	47	586	23%	358	67	425	17%	1,943	552	2,495	100%
5	555	40	595	76%	109	0	109	14%	83	0	83	11%	747	40	787	100%
6	287	0	287	75%	58	0	58	15%	40	0	40	10%	385	0	385	100%
7	330	0	330	71%	67	0	67	14%	69	0	69	15%	466	0	466	100%
8	1,141	247	1,388	67%	289	22	311	15%	324	39	363	18%	1,754	308	2,062	100%
9	315	0	315	76%	49	0	49	12%	48	0	48	12%	412	0	412	100%
10	654	34	688	52%	416	1	417	32%	214	3	217	16%	1,284	38	1,322	100%
11	345	17	362	58%	180	0	180	29%	77	1	78	13%	602	18	620	100%
12	301	0	301	60%	140	0	140	28%	62	0	62	12%	503	0	503	100%
13	522	0	522	74%	90	0	90	13%	92	0	92	13%	704	0	704	100%
14	222	0	222	71%	62	0	62	20%	28	0	28	9%	312	0	312	100%
15	78	0	78	68%	29	0	29	25%	7	0	7	6%	114	0	114	100%
16	79	0	79	60%	45	0	45	34%	7	0	7	5%	131	0	131	100%
17	2,865	240	3,105	67%	887	26	913	20%	616	20	636	14%	4,368	286	4,654	100%
18	1,918	682	2,600	65%	801	60	861	22%	475	59	534	13%	3,194	801	3,995	100%
19	1,141	96	1,237	67%	373	13	386	21%	226	4	230	12%	1,740	113	1,853	100%
20	635	311	946	65%	244	50	294	20%	164	47	211	15%	1,043	408	1,451	100%
21	439	91	530	68%	154	16	170	22%	65	17	82	10%	658	124	782	100%
22	139	0	139	59%	48	0	48	20%	50	0	50	21%	237	0	237	100%
STATE	15,841	2,656	18,497	63%	6,129	307	6,436	22%	4,072	306	4,378	15%	26,042	3,269	29,311	100%

Key: *Successful Terminations*: This number includes the state successful terminations and private (Non-DUI/DWAI) successful terminations.
Unsuccessful Terminations: This column includes those probationers who were revoked or absconded. A revocation is defined as a termination from probation supervision for a technical violation, new misdemeanor, or new felony. A revocation to Community Corrections is NOT included in this section. These offenders are not included on this table as they are still under the supervision and jurisdiction of probation. Absconded refers to probationers who become fugitives and are no longer compliant with probation supervision.
Total Terminations: This table includes: successful terminations, revocations and absconders from probation supervision. Additional types of probation closures are included in Table 49 and Table 63.

Note: Percentages may not total 100 percent because of rounding.

COLORADO PROBATION:
REGULAR ADULT
STATE PROBATION



**Table 41:
Colorado State Adult Probation
Investigations
Fiscal Year 2017**

TYPE: DISTRICT	Sex Offender Investigations		Pre-Sentence Investigations		DUI/DWAI Evaluations ¹		Updated Pre-Sentence Investigations		Intake Evaluations		Interstate Investigations to Colorado		Administrative Investigations (additional cases)		TOTAL INVESTIGATIONS	
	Number	%	Number	%	Number	%	Number	%	Number	%	Number	%	Number	%	Number	%
1	201	5%	1,169	30%	2,079	54%	59	2%	0	0%	87	2%	241	6%	3,836	100%
2	154	6%	1,401	56%	139	6%	7	0%	470	19%	102	4%	229	9%	2,502	100%
3	0	0%	95	52%	68	37%	0	0%	1	1%	0	0%	19	10%	183	100%
4	170	4%	922	24%	2,192	56%	1	0%	0	0%	167	4%	453	12%	3,905	100%
5	24	2%	152	14%	769	70%	4	0%	56	5%	11	1%	83	8%	1,099	100%
6	14	2%	306	35%	488	57%	3	0%	0	0%	12	1%	40	5%	863	100%
7	8	1%	181	19%	498	54%	23	2%	68	7%	5	1%	147	16%	930	100%
8	71	2%	778	26%	1,443	48%	79	3%	77	3%	74	2%	458	15%	2,980	100%
9	9	1%	191	25%	459	61%	6	1%	14	2%	16	2%	60	8%	755	100%
10	24	3%	130	15%	521	60%	3	0%	93	11%	28	3%	74	8%	873	100%
11	10	2%	101	20%	313	63%	6	1%	3	1%	11	2%	53	11%	497	100%
12	4	0%	339	39%	220	26%	0	0%	245	28%	8	1%	45	5%	861	100%
13	19	3%	225	34%	264	40%	19	3%	0	0%	9	1%	117	18%	653	100%
14	4	1%	71	17%	292	68%	5	1%	14	3%	10	2%	34	8%	430	100%
15	3	2%	55	45%	55	45%	0	0%	0	0%	1	1%	9	7%	123	100%
16	3	1%	185	54%	62	18%	0	0%	27	8%	1	0%	66	19%	344	100%
17	110	3%	839	24%	2,353	67%	7	0%	0	0%	48	1%	166	5%	3,523	100%
18	137	3%	461	12%	3,187	80%	0	0%	0	0%	112	3%	79	2%	3,976	100%
19	67	3%	717	31%	1,114	48%	5	0%	0	0%	83	4%	330	14%	2,316	100%
20	72	7%	246	23%	593	55%	0	0%	0	0%	30	3%	138	13%	1,079	100%
21	44	3%	388	28%	571	42%	34	2%	0	0%	31	2%	298	22%	1,366	100%
22	9	3%	123	36%	184	53%	1	0%	7	2%	4	1%	16	5%	344	100%
STATE	1,157	3%	9,075	27%	17,864	53%	262	1%	1,075	3%	850	3%	3,155	9%	33,438	100%

Denver County ²	0	0%	0	0%	1,731	100%	0	0%	0	0%	0	0%	0	0%	1,653	100%
STATE TOTAL (with Denver County)	1,157	3%	9,075	26%	19,595	56%	262	1%	1,075	3%	850	2%	3,155	9%	35,091	100%

¹DUI/DWAI Evaluations: In previous annual reports this data was reported in Table 94. As of FY 2008 this information is now included in this table.

²Denver County: Colorado Judicial contracts with the Denver County Court for alcohol evaluations. Denver County Court is not part of the State Court data system, therefore this data is reported by Denver County for inclusion in this table.

Note: Percentages may not total 100 percent because of rounding.

**Table 42:
Colorado State Adult Probation
New Clients by Offense Type
Fiscal Year 2017**

TYPE: DISTRICT	Felony		Misdemeanor		Petty Offense		Traffic		Other (offense coded without a law class)		TOTAL NEW CLIENTS	
	Number	%	Number	%	Number	%	Number	%	Number	%	Number	%
1	1,144	31%	2,491	67%	81	2%	8	0%	0	0%	3,724	100%
2	2,094	57%	1,576	43%	0	0%	0	0%	0	0%	3,670	100%
3	66	27%	169	69%	1	0%	8	3%	0	0%	244	100%
4	1,934	51%	1,870	49%	2	0%	4	0%	4	0%	3,814	100%
5	250	25%	740	73%	24	2%	3	0%	0	0%	1,017	100%
6	175	26%	497	73%	3	0%	2	0%	0	0%	677	100%
7	204	29%	486	70%	7	1%	1	0%	0	0%	698	100%
8	999	28%	2,355	67%	127	4%	29	1%	1	0%	3,511	100%
9	225	35%	404	63%	15	2%	1	0%	1	0%	646	100%
10	452	25%	1,308	73%	8	0%	11	1%	1	0%	1,780	100%
11	166	17%	762	78%	31	3%	14	1%	0	0%	973	100%
12	193	28%	488	70%	12	2%	7	1%	0	0%	700	100%
13	253	28%	628	68%	24	3%	15	2%	0	0%	920	100%
14	92	24%	274	73%	5	1%	6	2%	0	0%	377	100%
15	45	22%	154	76%	2	1%	2	1%	0	0%	203	100%
16	104	38%	164	60%	3	1%	2	1%	0	0%	273	100%
17	1,121	20%	4,274	78%	92	2%	22	0%	1	0%	5,510	100%
18	1,388	22%	4,927	77%	54	1%	41	1%	7	0%	6,417	100%
19	667	26%	1,887	72%	30	1%	28	1%	2	0%	2,614	100%
20	492	26%	1,338	71%	33	2%	10	1%	0	0%	1,873	100%
21	470	54%	389	45%	4	0%	4	0%	0	0%	867	100%
22	70	20%	281	79%	0	0%	3	1%	0	0%	354	100%
STATE	12,604	31%	27,462	67%	558	1%	221	1%	17	0%	40,862	100%

¹Other (offense coded without a law class): Programming enhancements completed in FY2016 have increased the ability to capture offense class types which significantly reduced the number of cases in the "other" category.

Note: Percentages may not total 100 percent because of rounding.

**Table 43:
Colorado State Adult Probation
New Clients by Court of Origin
Fiscal Year 2017**

TYPE: DISTRICT	District Court		County Court		Interstate Transfers to Colorado		TOTAL NEW CLIENTS	
	Number	%	Number	%	Number	%	Number	%
1	1,897	51%	1,766	47%	61	2%	3,724	100%
2	3,610	98%	15	0%	45	1%	3,670	100%
3	118	48%	120	49%	6	2%	244	100%
4	2,225	58%	1,473	39%	116	3%	3,814	100%
5	394	39%	614	60%	9	1%	1,017	100%
6	265	39%	398	59%	14	2%	677	100%
7	320	46%	360	52%	18	3%	698	100%
8	1,335	38%	2,133	61%	43	1%	3,511	100%
9	295	46%	341	53%	10	2%	646	100%
10	948	53%	815	46%	17	1%	1,780	100%
11	399	41%	562	58%	12	1%	973	100%
12	351	50%	341	49%	8	1%	700	100%
13	400	43%	504	55%	16	2%	920	100%
14	190	50%	184	49%	3	1%	377	100%
15	83	41%	113	56%	7	3%	203	100%
16	158	58%	110	40%	5	2%	273	100%
17	2,266	41%	3,172	58%	72	1%	5,510	100%
18	2,500	39%	3,860	60%	57	1%	6,417	100%
19	1,135	43%	1,421	54%	58	2%	2,614	100%
20	973	52%	857	46%	43	2%	1,873	100%
21	599	69%	243	28%	25	3%	867	100%
22	147	42%	198	56%	9	3%	354	100%
STATE	20,608	50%	19,600	48%	654	2%	40,862	100%

Note: Percentages may not total 100 percent because of rounding.

Table 44:
Colorado State Adult Probation
New Clients by Supervision Type
Fiscal Year 2017

TYPE:	Probation		Probation Revoked and Re-sentenced		Interstate Transfers to Colorado		Courtesy Supervision from Other Colorado Probation Districts		Direct Sentence Community Corrections		Deferred Judgment and Sentence		Diversion to be Supervised by Probation		TOTAL NEW CLIENTS	
	Number	%	Number	%	Number	%	Number	%	Number	%	Number	%	Number	%	Number	%
1	3,049	82%	97	3%	62	2%	321	9%	135	4%	50	1%	10	0%	3,724	100%
2	2,738	75%	215	6%	45	1%	164	4%	196	5%	312	9%	0	0%	3,670	100%
3	120	49%	6	2%	6	2%	42	17%	8	3%	62	25%	0	0%	244	100%
4	2,571	67%	75	2%	115	3%	258	7%	106	3%	689	18%	0	0%	3,814	100%
5	657	65%	20	2%	9	1%	100	10%	16	2%	215	21%	0	0%	1,017	100%
6	442	65%	8	1%	14	2%	59	9%	7	1%	147	22%	0	0%	677	100%
7	416	60%	10	1%	18	3%	121	17%	18	3%	115	16%	0	0%	698	100%
8	2,400	68%	77	2%	43	1%	248	7%	118	3%	625	18%	0	0%	3,511	100%
9	424	66%	1	0%	10	2%	104	16%	17	3%	90	14%	0	0%	646	100%
10	1,065	60%	29	2%	17	1%	201	11%	27	2%	441	25%	0	0%	1,780	100%
11	628	65%	16	2%	12	1%	101	10%	6	1%	210	22%	0	0%	973	100%
12	422	60%	7	1%	9	1%	63	9%	31	4%	168	24%	0	0%	700	100%
13	606	66%	22	2%	15	2%	91	10%	43	5%	143	16%	0	0%	920	100%
14	224	59%	3	1%	3	1%	66	18%	7	2%	74	20%	0	0%	377	100%
15	128	63%	0	0%	8	4%	30	15%	8	4%	29	14%	0	0%	203	100%
16	153	56%	5	2%	5	2%	77	28%	9	3%	24	9%	0	0%	273	100%
17	4,286	78%	146	3%	72	1%	443	8%	243	4%	320	6%	0	0%	5,510	100%
18	4,867	76%	75	1%	58	1%	335	5%	159	2%	923	14%	0	0%	6,417	100%
19	1,898	73%	45	2%	58	2%	333	13%	68	3%	212	8%	0	0%	2,614	100%
20	1,367	73%	32	2%	43	2%	123	7%	34	2%	274	15%	0	0%	1,873	100%
21	600	69%	13	1%	26	3%	128	15%	55	6%	45	5%	0	0%	867	100%
22	205	58%	12	3%	9	3%	43	12%	7	2%	78	22%	0	0%	354	100%
STATE	29,266	72%	914	2%	657	2%	3,451	8%	1,318	3%	5,246	13%	10	0%	40,862	100%

Note: Percentages may not total 100 percent because of rounding.

Key: *Diversion to be Supervised by Probation*: cases sentenced to probation that are supervised as part of a deferred prosecution agreement

**Table 45:
Colorado State Adult Probation
New Clients by Gender
Fiscal Year 2017**

TYPE: DISTRICT	Female		Male		Unknown		TOTAL NEW CLIENTS	
	Number	%	Number	%	Number	%	Number	%
1	1,094	29%	2,627	71%	3	0%	3,724	100%
2	866	24%	2,799	76%	5	0%	3,670	100%
3	63	26%	181	74%	0	0%	244	100%
4	1,076	28%	2,733	72%	5	0%	3,814	100%
5	232	23%	784	77%	1	0%	1,017	100%
6	162	24%	514	76%	1	0%	677	100%
7	174	25%	524	75%	0	0%	698	100%
8	1,003	29%	2,506	71%	2	0%	3,511	100%
9	142	22%	502	78%	2	0%	646	100%
10	577	32%	1,203	68%	0	0%	1,780	100%
11	272	28%	701	72%	0	0%	973	100%
12	215	31%	485	69%	0	0%	700	100%
13	250	27%	670	73%	0	0%	920	100%
14	104	28%	270	72%	3	1%	377	100%
15	50	25%	153	75%	0	0%	203	100%
16	83	30%	189	69%	1	0%	273	100%
17	1,508	27%	4,001	73%	1	0%	5,510	100%
18	1,808	28%	4,604	72%	5	0%	6,417	100%
19	746	29%	1,867	71%	1	0%	2,614	100%
20	494	26%	1,378	74%	1	0%	1,873	100%
21	256	30%	611	70%	0	0%	867	100%
22	98	28%	254	72%	2	1%	354	100%
STATE	11,273	28%	29,556	72%	33	0%	40,862	100%

Note: Percentages may not total 100 percent because of rounding.

**Table 46:
Colorado State Adult Probation
New Clients by Age
Fiscal Year 2017**

TYPE: DISTRICT	12-17 Years*		18-20 Years		21-24 Years		25-32 Years		33-39 Years		40 and above		Unknown		TOTAL NEW CLIENTS	
	Number	%	Number	%	Number	%	Number	%	Number	%	Number	%	Number	%	Number	%
1	12	0%	209	6%	474	13%	1,123	30%	791	21%	1,115	30%	0	0%	3,724	100%
2	0	0%	246	7%	572	16%	1,137	31%	745	20%	969	26%	1	0%	3,670	100%
3	0	0%	9	4%	51	21%	64	26%	34	14%	86	35%	0	0%	244	100%
4	2	0%	283	7%	572	15%	1,223	32%	767	20%	966	25%	1	0%	3,814	100%
5	2	0%	60	6%	152	15%	337	33%	185	18%	281	28%	0	0%	1,017	100%
6	0	0%	35	5%	93	14%	223	33%	130	19%	196	29%	0	0%	677	100%
7	0	0%	38	5%	111	16%	201	29%	121	17%	227	33%	0	0%	698	100%
8	9	0%	287	8%	688	20%	1,065	30%	600	17%	862	25%	0	0%	3,511	100%
9	0	0%	39	6%	93	14%	174	27%	130	20%	210	33%	0	0%	646	100%
10	1	0%	124	7%	279	16%	511	29%	352	20%	513	29%	0	0%	1,780	100%
11	3	0%	69	7%	141	14%	290	30%	180	18%	290	30%	0	0%	973	100%
12	1	0%	67	10%	112	16%	203	29%	122	17%	195	28%	0	0%	700	100%
13	9	1%	85	9%	144	16%	254	28%	168	18%	260	28%	0	0%	920	100%
14	0	0%	27	7%	62	16%	108	29%	83	22%	97	26%	0	0%	377	100%
15	1	0%	21	10%	29	14%	57	28%	44	22%	51	25%	0	0%	203	100%
16	0	0%	14	5%	39	14%	74	27%	64	23%	82	30%	0	0%	273	100%
17	19	0%	356	6%	866	16%	1,703	31%	1,123	20%	1,443	26%	0	0%	5,510	100%
18	23	0%	433	7%	962	15%	2,002	31%	1,173	18%	1,823	28%	1	0%	6,417	100%
19	5	0%	222	8%	451	17%	762	29%	478	18%	696	27%	0	0%	2,614	100%
20	9	0%	166	9%	355	19%	527	28%	319	17%	497	27%	0	0%	1,873	100%
21	1	0%	54	6%	123	14%	256	30%	178	21%	255	29%	0	0%	867	100%
22	0	0%	11	3%	47	13%	120	34%	73	21%	103	29%	0	0%	354	100%
STATE	97	0%	2,855	7%	6,416	16%	12,414	30%	7,860	19%	11,217	27%	3	0%	40,862	100%

*12-17 Years: DUI/DWAI and underage consumption convictions for probationers under the age of 18 are captured as "adult offenses".

Note: Percentages may not total 100 percent because of rounding.

**Table 47:
Colorado State Adult Probation
New Clients by Ethnic Group¹
Fiscal Year 2017**

TYPE: DISTRICT	Caucasian		African American		Asian		Hispanic		Native American		Other		TOTAL NEW CLIENTS	
	Number	%	Number	%	Number	%	Number	%	Number	%	Number	%	Number	%
1	3,199	86%	206	6%	25	1%	240	6%	20	1%	34	1%	3,724	100%
2	2,480	68%	770	21%	58	2%	318	9%	30	1%	14	0%	3,670	100%
3	177	73%	4	2%	1	0%	61	25%	1	0%	0	0%	244	100%
4	2,693	71%	568	15%	41	1%	420	11%	21	1%	71	2%	3,814	100%
5	889	87%	17	2%	8	1%	92	9%	4	0%	7	1%	1,017	100%
6	480	71%	18	3%	3	0%	83	12%	85	13%	8	1%	677	100%
7	601	86%	6	1%	6	1%	73	10%	6	1%	6	1%	698	100%
8	3,151	90%	125	4%	16	0%	188	5%	6	0%	25	1%	3,511	100%
9	565	87%	18	3%	3	0%	50	8%	3	0%	7	1%	646	100%
10	916	51%	66	4%	5	0%	750	42%	17	1%	26	1%	1,780	100%
11	902	93%	17	2%	2	0%	37	4%	2	0%	13	1%	973	100%
12	463	66%	15	2%	3	0%	195	28%	20	3%	4	1%	700	100%
13	766	83%	30	3%	2	0%	110	12%	7	1%	5	1%	920	100%
14	337	89%	7	2%	2	1%	23	6%	3	1%	5	1%	377	100%
15	150	74%	4	2%	0	0%	45	22%	0	0%	4	2%	203	100%
16	186	68%	6	2%	0	0%	80	29%	1	0%	0	0%	273	100%
17	4,706	85%	391	7%	61	1%	292	5%	17	0%	43	1%	5,510	100%
18	4,314	67%	961	15%	153	2%	851	13%	38	1%	100	2%	6,417	100%
19	2,129	81%	86	3%	22	1%	330	13%	16	1%	31	1%	2,614	100%
20	1,643	88%	90	5%	30	2%	91	5%	9	0%	10	1%	1,873	100%
21	724	84%	35	4%	4	0%	89	10%	4	0%	11	1%	867	100%
22	193	55%	1	0%	0	0%	31	9%	124	35%	5	1%	354	100%
STATE	31,664	77%	3,441	8%	445	1%	4,449	11%	434	1%	429	1%	40,862	100%

¹ Ethnic Group: This information is entered by court staff from information provided in the summons, affidavit, arrest report or complaint filed with the court.
Note: Percentages may not total 100 percent because of rounding.

**Table 48:
Colorado State Adult Probation
Successful/Unsuccessful Terminations
Fiscal Year 2017**

TYPE:	SUCCESSFUL TERMINATIONS		UNSUCCESSFUL TERMINATIONS				TOTAL TERMINATIONS	
	Successful		Revoked		Absconded			
DISTRICT	Number	%	Number	%	Number	%	Number	%
1	1,587	54%	989	34%	376	13%	2,952	100%
2	1,142	49%	538	23%	660	28%	2,340	100%
3	100	65%	22	14%	31	20%	153	100%
4	1,046	54%	539	28%	358	18%	1,943	100%
5	555	74%	109	15%	83	11%	747	100%
6	287	75%	58	15%	40	10%	385	100%
7	330	71%	67	14%	69	15%	466	100%
8	1,141	65%	289	16%	324	18%	1,754	100%
9	315	76%	49	12%	48	12%	412	100%
10	654	51%	416	32%	214	17%	1,284	100%
11	345	57%	180	30%	77	13%	602	100%
12	301	60%	140	28%	62	12%	503	100%
13	522	74%	90	13%	92	13%	704	100%
14	222	71%	62	20%	28	9%	312	100%
15	78	68%	29	25%	7	6%	114	100%
16	79	60%	45	34%	7	5%	131	100%
17	2,865	66%	887	20%	616	14%	4,368	100%
18	1,918	60%	801	25%	475	15%	3,194	100%
19	1,141	66%	373	21%	226	13%	1,740	100%
20	635	61%	244	23%	164	16%	1,043	100%
21	439	67%	154	23%	65	10%	658	100%
22	139	59%	48	20%	50	21%	237	100%
STATE	15,841	61%	6,129	24%	4,072	16%	26,042	100%

Key: *Successful Terminations*: This column is exclusively state successful terminations.
Unsuccessful Terminations: This column includes those probationers who were revoked or absconded. A revocation is defined as a termination from probation supervision for a technical violation, new misdemeanor, or new felony. A revocation to Community Corrections is NOT included in this section because these offenders are still under the supervision and jurisdiction of probation. Absconded refers to probationers who become fugitives and are no longer compliant with probation supervision.
Total Terminations: This table includes: successful terminations, revocations and absconders from probation supervision. Additional types of state adult probation closures are included in Table 49.

Note: Percentages may not total 100 percent because of rounding.

**Table 49:
Colorado State Adult Probation
All Probation Supervision Closure Types
Fiscal Year 2017**

TYPE:	Successful		Revoked		Absconded		Community Corrections Discharge		Deported		Death		Administrative Closure		TOTAL CLOSURES		Courtesy Transfers ¹	
	DISTRICT	Number	%	Number	%	Number	%	Number	%	Number	%	Number	%	Number	%	Number	%	Number
1	1,587	47%	989	29%	376	11%	309	9%	11	0%	37	1%	94	3%	3,403	100%	275	1
2	1,142	40%	538	19%	660	23%	389	13%	43	1%	34	1%	81	3%	2,887	100%	194	2
3	100	60%	22	13%	31	19%	9	5%	0	0%	3	2%	2	1%	167	100%	37	3
4	1,046	47%	539	24%	358	16%	239	11%	1	0%	36	2%	27	1%	2,246	100%	246	4
5	555	69%	109	14%	83	10%	29	4%	17	2%	5	1%	6	1%	804	100%	98	5
6	287	71%	58	14%	40	10%	14	3%	0	0%	3	1%	3	1%	405	100%	47	6
7	330	68%	67	14%	69	14%	10	2%	3	1%	7	1%	2	0%	488	100%	103	7
8	1,141	58%	289	15%	324	16%	182	9%	1	0%	27	1%	3	0%	1,967	100%	197	8
9	315	73%	49	11%	48	11%	13	3%	0	0%	3	1%	1	0%	429	100%	94	9
10	654	48%	416	30%	214	16%	62	5%	3	0%	18	1%	5	0%	1,372	100%	162	10
11	345	55%	180	29%	77	12%	9	1%	0	0%	7	1%	10	2%	628	100%	79	11
12	301	52%	140	24%	62	11%	61	10%	0	0%	13	2%	4	1%	581	100%	73	12
13	522	68%	90	12%	92	12%	45	6%	2	0%	7	1%	6	1%	764	100%	91	13
14	222	67%	62	19%	28	8%	14	4%	0	0%	5	2%	1	0%	332	100%	64	14
15	78	56%	29	21%	7	5%	23	17%	0	0%	2	1%	0	0%	139	100%	27	15
16	79	52%	45	30%	7	5%	18	12%	0	0%	3	2%	0	0%	152	100%	46	16
17	2,865	59%	887	18%	616	13%	348	7%	67	1%	25	1%	15	0%	4,823	100%	514	17
18	1,918	54%	801	23%	475	13%	233	7%	43	1%	48	1%	28	1%	3,546	100%	300	18
19	1,141	59%	373	19%	226	12%	128	7%	28	1%	17	1%	10	1%	1,923	100%	323	19
20	635	58%	244	22%	164	15%	36	3%	3	0%	5	0%	17	2%	1,104	100%	140	20
21	439	58%	154	20%	65	9%	92	12%	1	0%	6	1%	5	1%	762	100%	94	21
22	139	55%	48	19%	50	20%	16	6%	1	0%	1	0%	0	0%	255	100%	34	22
STATE	15,841	54%	6,129	21%	4,072	14%	2,279	8%	224	1%	312	1%	320	1%	29,177	100%	3,238	STATE

¹**Courtesy Transfers:** Beginning in FY 2008 courtesy transfers were removed from "Total Closures" as they are accounted for within the existing closure categories. They are reported separately to track the cases transferred between districts.

Note: Percentages may not total 100 percent because of rounding.

**Table 50:
Colorado State Adult Probation
Type of Revocation
Fiscal Year 2017**

TYPE: DISTRICT	New Felony		New Misdemeanor		Technical		TOTAL REVOCATIONS	
	Number	%	Number	%	Number	%	Number	%
1	106	11%	147	15%	736	74%	989	100%
2	119	22%	52	10%	367	68%	538	100%
3	1	5%	2	9%	19	86%	22	100%
4	174	32%	48	9%	317	59%	539	100%
5	12	11%	24	22%	73	67%	109	100%
6	3	5%	7	12%	48	83%	58	100%
7	3	4%	6	9%	58	87%	67	100%
8	54	19%	81	28%	154	53%	289	100%
9	7	14%	5	10%	37	76%	49	100%
10	86	21%	116	28%	214	51%	416	100%
11	23	13%	28	16%	129	72%	180	100%
12	12	9%	10	7%	118	84%	140	100%
13	21	23%	14	16%	55	61%	90	100%
14	9	15%	15	24%	38	61%	62	100%
15	3	10%	5	17%	21	72%	29	100%
16	3	7%	5	11%	37	82%	45	100%
17	142	16%	205	23%	540	61%	887	100%
18	126	16%	215	27%	460	57%	801	100%
19	65	17%	93	25%	215	58%	373	100%
20	30	12%	42	17%	172	70%	244	100%
21	61	40%	36	23%	57	37%	154	100%
22	3	6%	3	6%	42	88%	48	100%
STATE	1,063	17%	1,159	19%	3,907	64%	6,129	100%

Key:

- New Felony:* Includes revocations for a new felony offense committed while on probation supervision.
- New Misdemeanor:* Includes revocations for a new misdemeanor offense committed while on probation supervision.
- Technical:* Includes revocations for technical probation supervision violations (e.g. drug use, non-compliance).
- Total Revocations:* Total includes all felony, misdemeanor, and technical violations resulting in a revocation from probation.

Note: Percentages may not total 100 percent because of rounding.

**Table 51:
Colorado State Adult Probation
Length of Stay
Fiscal Year 2017**

TYPE:	0-12 months		13-24 months		25-36 months		37 + months		TOTAL CLOSURES	
DISTRICT	Number	%	Number	%	Number	%	Number	%	Number	%
1	1,229	36%	1,373	40%	494	15%	307	9%	3,403	100%
2	1,186	41%	1,053	36%	378	13%	270	9%	2,887	100%
3	82	49%	57	34%	16	10%	12	7%	167	100%
4	727	32%	874	39%	357	16%	288	13%	2,246	100%
5	347	43%	334	42%	81	10%	42	5%	804	100%
6	192	47%	142	35%	44	11%	27	7%	405	100%
7	201	41%	184	38%	68	14%	35	7%	488	100%
8	865	44%	660	34%	277	14%	165	8%	1,967	100%
9	176	41%	165	38%	54	13%	34	8%	429	100%
10	562	41%	518	38%	173	13%	119	9%	1,372	100%
11	297	47%	216	34%	72	11%	43	7%	628	100%
12	279	48%	212	36%	52	9%	38	7%	581	100%
13	313	41%	325	43%	78	10%	48	6%	764	100%
14	99	30%	119	36%	67	20%	47	14%	332	100%
15	63	45%	51	37%	18	13%	7	5%	139	100%
16	61	40%	57	38%	22	14%	12	8%	152	100%
17	2,170	45%	1,789	37%	551	11%	313	6%	4,823	100%
18	1,351	38%	1,292	36%	492	14%	411	12%	3,546	100%
19	729	38%	772	40%	249	13%	173	9%	1,923	100%
20	453	41%	442	40%	137	12%	72	7%	1,104	100%
21	212	28%	271	36%	137	18%	142	19%	762	100%
22	119	47%	93	36%	29	11%	14	5%	255	100%
STATE	11,713	40%	10,999	38%	3,846	13%	2,619	9%	29,177	100%

Note: Percentages may not total 100 percent because of rounding.

Table 52:
Colorado State Adult and All Private Adult Probation
Active Clients on June 30, 2017
Fiscal Year 2017

TYPE	TOTAL STATE REGULAR SUPERVISED CLIENTS		TOTAL NON- DUI/DWAI PRIVATE CLIENTS		TOTAL DUI/DWAI PRIVATE CLIENTS		TOTAL STATE REGULAR SUPERVISED & PRIVATE PROBATION POPULATION	
	Number	%	Number	%	Number	%	Number	%
DISTRICT								
1	5,787	72%	736	9%	1,493	19%	8,016	100%
2	5,602	100%	0	0%	0	0%	5,602	100%
3	320	100%	0	0%	0	0%	320	100%
4	5,789	71%	1,207	15%	1,133	14%	8,129	100%
5	1,023	76%	140	10%	186	14%	1,349	100%
6	1,048	100%	0	0%	0	0%	1,048	100%
7	1,147	100%	0	0%	0	0%	1,147	100%
8	4,168	81%	297	6%	684	13%	5,149	100%
9	1,039	100%	1	0%	0	0%	1,040	100%
10	2,289	83%	189	7%	291	11%	2,769	100%
11	1,112	85%	33	3%	163	12%	1,308	100%
12	877	100%	0	0%	0	0%	877	100%
13	1,341	100%	1	0%	3	0%	1,345	100%
14	682	100%	0	0%	0	0%	682	100%
15	313	100%	0	0%	0	0%	313	100%
16	415	100%	0	0%	0	0%	415	100%
17	7,918	92%	325	4%	332	4%	8,575	100%
18	7,904	66%	1,252	10%	2,819	24%	11,975	100%
19	3,624	83%	260	6%	487	11%	4,371	100%
20	2,118	57%	519	14%	1,075	29%	3,712	100%
21	1,866	78%	364	15%	163	7%	2,393	100%
22	482	100%	0	0%	0	0%	482	100%
STATE	56,864	80%	5,324	7%	8,829	12%	71,017	100%

Note: Percentages may not total 100 percent because of rounding.

Table 53:
Colorado State Adult Probation
Active Client Risk Levels¹ on June 30, 2017
Fiscal Year 2017

Risk Levels:	New: w/in the first 30 days of supervision start date		Maximum		Medium		Minimum		Administrative		Community Corrections		Interstate Transfer to Another State		TOTAL STATE PROBATION CLIENTS	
	Number	%	Number	%	Number	%	Number	%	Number	%	Number	%	Number	%	Number	%
DISTRICT																
1	122	2%	614	11%	1,481	26%	2,017	35%	1,090	19%	324	6%	139	2%	5,787	100%
2	40	1%	949	17%	1,365	24%	1,161	21%	1,556	28%	372	7%	159	3%	5,602	100%
3	10	3%	103	32%	78	24%	59	18%	38	12%	13	4%	19	6%	320	100%
4	35	1%	783	14%	1,740	30%	1,421	25%	1,389	24%	73	1%	348	6%	5,789	100%
5	44	4%	94	9%	189	18%	413	40%	137	13%	47	5%	99	10%	1,023	100%
6	14	1%	214	20%	228	22%	407	39%	53	5%	33	3%	99	9%	1,048	100%
7	28	2%	205	18%	305	27%	448	39%	62	5%	66	6%	33	3%	1,147	100%
8	146	4%	595	14%	1,057	25%	1,238	30%	565	14%	379	9%	188	5%	4,168	100%
9	24	2%	110	11%	139	13%	521	50%	124	12%	62	6%	59	6%	1,039	100%
10	84	4%	355	16%	565	25%	580	25%	585	26%	92	4%	28	1%	2,289	100%
11	43	4%	251	23%	321	29%	207	19%	224	20%	33	3%	33	3%	1,112	100%
12	17	2%	107	12%	192	22%	334	38%	162	18%	46	5%	19	2%	877	100%
13	19	1%	178	13%	303	23%	473	35%	194	14%	85	6%	89	7%	1,341	100%
14	25	4%	84	12%	144	21%	247	36%	102	15%	35	5%	45	7%	682	100%
15	8	3%	56	18%	70	22%	122	39%	12	4%	36	12%	9	3%	313	100%
16	9	2%	102	25%	136	33%	107	26%	34	8%	17	4%	10	2%	415	100%
17	167	2%	1,085	14%	2,318	29%	2,055	26%	1,760	22%	382	5%	151	2%	7,918	100%
18	235	3%	649	8%	2,517	32%	2,071	26%	1,697	21%	358	5%	377	5%	7,904	100%
19	73	2%	401	11%	869	24%	1,197	33%	727	20%	209	6%	148	4%	3,624	100%
20	32	2%	331	16%	450	21%	560	26%	548	26%	100	5%	97	5%	2,118	100%
21	31	2%	289	15%	377	20%	503	27%	303	16%	246	13%	117	6%	1,866	100%
22	12	2%	80	17%	132	27%	149	31%	66	14%	14	3%	29	6%	482	100%
STATE	1,218	2%	7,635	13%	14,976	27%	16,290	30%	11,428	20%	3,022	5%	2,295	4%	56,864	100%

¹The risk levels include regular adult supervision, domestic violence, sex offender (Non-SOISP), problem solving court, mental health and economic crime. Detailed supervision levels for each regular adult supervision, domestic violence, sex offender (Non-SOISP), problem solving court, mental health and economic crime can be found on Tables 54 and 55.

Note: Percentages may not total 100 percent because of rounding.

**Table 54:
Colorado State Adult Probation
Regular Adult, Domestic Violence and Sex Offender Caseloads
Active Client Risk Levels on June 30, 2017
Fiscal Year 2017**

Risk Level:	Regular Adult									
	Regular Maximum		Regular Medium		Regular Minimum		Regular Administrative		Regular Total	
	#	%	#	%	#	%	#	%	#	%
DISTRICT	#	%	#	%	#	%	#	%	#	%
1	365	8%	1,097	25%	1,833	42%	1,041	24%	4,336	100%
2	473	13%	1,023	28%	979	27%	1,115	31%	3,590	100%
3	76	31%	72	30%	58	24%	38	16%	244	100%
4	503	13%	1,227	31%	983	25%	1,250	32%	3,963	100%
5	38	6%	134	21%	321	51%	131	21%	624	100%
6	95	14%	151	23%	372	56%	51	8%	669	100%
7	130	16%	226	28%	395	49%	61	8%	812	100%
8	410	14%	865	29%	1,160	39%	524	18%	2,959	100%
9	80	11%	104	14%	449	60%	119	16%	752	100%
10	220	13%	404	25%	484	30%	532	32%	1,640	100%
11	155	20%	213	28%	180	23%	219	29%	767	100%
12	86	12%	170	23%	311	43%	160	22%	727	100%
13	101	12%	186	22%	393	46%	183	21%	863	100%
14	58	13%	107	23%	206	44%	92	20%	463	100%
15	45	21%	58	27%	96	45%	12	6%	211	100%
16	75	25%	94	32%	95	32%	34	11%	298	100%
17	499	8%	1,814	31%	1,877	32%	1,692	29%	5,882	100%
18	372	7%	1,866	33%	1,907	34%	1,521	27%	5,666	100%
19	266	10%	566	22%	1,032	40%	685	27%	2,549	100%
20	237	15%	381	24%	435	28%	517	33%	1,570	100%
21	179	15%	310	25%	452	37%	290	24%	1,231	100%
22	59	17%	100	28%	126	36%	66	19%	351	100%
STATE	4,522	11%	11,168	28%	14,144	35%	10,333	26%	40,167	100%

Risk Level:	Domestic Violence									
	DV Maximum		DV Medium		DV Minimum		DV Administrative		DV Total	
	#	%	#	%	#	%	#	%	#	%
DISTRICT	#	%	#	%	#	%	#	%	#	%
1	122	22%	308	55%	92	16%	42	7%	564	100%
2	68	25%	111	41%	81	30%	9	3%	269	100%
3	9	75%	2	17%	1	8%	0	0%	12	100%
4	91	13%	319	45%	259	36%	47	7%	716	100%
5	14	11%	35	28%	72	57%	5	4%	126	100%
6	45	35%	62	48%	20	16%	2	2%	129	100%
7	24	22%	52	47%	34	31%	0	0%	110	100%
8	91	28%	156	48%	61	19%	16	5%	324	100%
9	4	5%	28	32%	53	61%	2	2%	87	100%
10	69	20%	146	43%	79	23%	47	14%	341	100%
11	61	35%	90	52%	18	10%	3	2%	172	100%
12	15	38%	12	31%	12	31%	0	0%	39	100%
13	35	18%	99	52%	50	26%	8	4%	192	100%
14	18	21%	31	36%	35	41%	2	2%	86	100%
15	9	22%	8	20%	24	59%	0	0%	41	100%
16	15	25%	37	62%	8	13%	0	0%	60	100%
17	403	44%	362	40%	97	11%	46	5%	908	100%
18	73	10%	514	71%	60	8%	73	10%	720	100%
19	68	12%	286	52%	153	28%	39	7%	546	100%
20	24	18%	30	22%	74	55%	6	4%	134	100%
21	84	57%	49	33%	11	7%	4	3%	148	100%
22	10	24%	17	40%	15	36%	0	0%	42	100%
STATE	1,352	23%	2,754	48%	1,309	23%	351	6%	5,766	100%

Risk Level:	Sex Offenders (Non-SOISP)*									
	Sex Offender Maximum		Sex Offender Medium		Sex Offender Minimum		Sex Offender Administrative		Sex Offender Total	
	#	%	#	%	#	%	#	%	#	%
DISTRICT	#	%	#	%	#	%	#	%	#	%
1	17	14%	30	25%	70	59%	2	2%	119	100%
2	9	5%	2	1%	11	6%	158	88%	180	100%
3	6	67%	3	33%	0	0%	0	0%	9	100%
4	24	13%	25	13%	127	68%	10	5%	186	100%
5	7	28%	9	36%	9	36%	0	0%	25	100%
6	10	30%	8	24%	15	45%	0	0%	33	100%
7	4	17%	9	38%	11	46%	0	0%	24	100%
8	26	32%	20	25%	13	16%	22	27%	81	100%
9	9	29%	2	6%	17	55%	3	10%	31	100%
10	15	45%	7	21%	11	33%	0	0%	33	100%
11	8	53%	3	20%	4	27%	0	0%	15	100%
12	0	0%	1	8%	11	92%	0	0%	12	100%
13	5	21%	3	13%	13	54%	3	13%	24	100%
14	2	9%	6	27%	6	27%	8	36%	22	100%
15	2	40%	3	60%	0	0%	0	0%	5	100%
16	3	30%	5	50%	2	20%	0	0%	10	100%
17	34	44%	21	27%	21	27%	2	3%	78	100%
18	27	11%	29	12%	90	38%	93	39%	239	100%
19	19	51%	6	16%	11	30%	1	3%	37	100%
20	16	20%	11	14%	34	43%	19	24%	80	100%
21	9	15%	6	10%	38	61%	9	15%	62	100%
22	5	31%	6	38%	5	31%	0	0%	16	100%
STATE	257	19%	215	16%	519	39%	330	25%	1,321	100%

Note: Percentages may not total 100 percent because of rounding.

*SOISP's (Sex Offender Intensive Supervision Probation) active client numbers can be found in Table 98.

**Table 55:
Colorado State Adult Probation
Problem Solving Court, Mental Health and Economic Crime Caseloads
Active Client Risk Levels on June 30, 2017
Fiscal Year 2017**

Risk Level:	Problem Solving Court (PSC)									
	PSC Maximum		PSC Medium		PSC Minimum		PSC Administrative		PSC Total	
	#	%	#	%	#	%	#	%	#	%
DISTRICT	#	%	#	%	#	%	#	%	#	%
1	92	83%	14	13%	0	0%	5	5%	111	100%
2	216	38%	122	21%	26	5%	211	37%	575	100%
3	11	92%	1	8%	0	0%	0	0%	12	100%
4	139	53%	80	31%	24	9%	19	7%	262	100%
5	31	86%	4	11%	0	0%	1	3%	36	100%
6	64	91%	6	9%	0	0%	0	0%	70	100%
7	32	63%	14	27%	5	10%	0	0%	51	100%
8	66	74%	16	18%	4	4%	3	3%	89	100%
9	13	81%	2	13%	1	6%	0	0%	16	100%
10	32	76%	3	7%	1	2%	6	14%	42	100%
11	27	55%	15	31%	5	10%	2	4%	49	100%
12	6	38%	8	50%	0	0%	2	13%	16	100%
13	13	72%	4	22%	1	6%	0	0%	18	100%
14	6	100%	0	0%	0	0%	0	0%	6	100%
15	0	0%	0	0%	0	0%	0	0%	0	0%
16	9	100%	0	0%	0	0%	0	0%	9	100%
17	69	74%	8	9%	1	1%	15	16%	93	100%
18	53	63%	25	30%	4	5%	2	2%	84	100%
19	22	73%	8	27%	0	0%	0	0%	30	100%
20	25	83%	5	17%	0	0%	0	0%	30	100%
21	0	0%	0	0%	0	0%	0	0%	0	0%
22	5	45%	5	45%	1	9%	0	0%	11	100%
STATE	931	58%	340	21%	73	5%	266	17%	1,610	100%

Risk Level:	Mental Health (MH)									
	MH Maximum		MH Medium		MH Minimum		MH Administrative		MH Total	
	#	%	#	%	#	%	#	%	#	%
DISTRICT	#	%	#	%	#	%	#	%	#	%
1	18	53%	11	32%	5	15%	0	0%	34	100%
2	140	45%	86	27%	26	8%	61	19%	313	100%
3	1	100%	0	0%	0	0%	0	0%	1	100%
4	25	21%	54	46%	8	7%	30	26%	117	100%
5	4	25%	7	44%	5	31%	0	0%	16	100%
6	0	0%	1	100%	0	0%	0	0%	1	100%
7	15	71%	3	14%	3	14%	0	0%	21	100%
8	2	100%	0	0%	0	0%	0	0%	2	100%
9	4	50%	3	38%	1	13%	0	0%	8	100%
10	19	86%	3	14%	0	0%	0	0%	22	100%
11	0	0%	0	0%	0	0%	0	0%	0	0%
12	0	0%	1	100%	0	0%	0	0%	1	100%
13	24	57%	10	24%	8	19%	0	0%	42	100%
14	0	0%	0	0%	0	0%	0	0%	0	0%
15	0	0%	0	0%	0	0%	0	0%	0	0%
16	0	0%	0	0%	0	0%	0	0%	0	0%
17	74	37%	88	44%	32	16%	4	2%	198	100%
18	54	53%	42	42%	2	2%	3	3%	101	100%
19	26	90%	1	3%	0	0%	2	7%	29	100%
20	26	50%	20	38%	6	12%	0	0%	52	100%
21	17	55%	12	39%	2	6%	0	0%	31	100%
22	1	20%	3	60%	1	20%	0	0%	5	100%
STATE	450	45%	345	35%	99	10%	100	10%	994	100%

Risk Level:	Economic Crime (EC)									
	EC Maximum		EC Medium		EC Minimum		EC Administrative		EC Total	
	#	%	#	%	#	%	#	%	#	%
DISTRICT	#	%	#	%	#	%	#	%	#	%
1	0	0%	21	55%	17	45%	0	0%	38	100%
2	43	41%	21	20%	38	37%	2	2%	104	100%
3	0	0%	0	0%	0	0%	0	0%	0	0%
4	1	1%	35	39%	20	22%	33	37%	89	100%
5	0	0%	0	0%	6	100%	0	0%	6	100%
6	0	0%	0	0%	0	0%	0	0%	0	0%
7	0	0%	1	50%	0	0%	1	50%	2	100%
8	0	0%	0	0%	0	0%	0	0%	0	0%
9	0	0%	0	0%	0	0%	0	0%	0	0%
10	0	0%	2	29%	5	71%	0	0%	7	100%
11	0	0%	0	0%	0	0%	0	0%	0	0%
12	0	0%	0	0%	0	0%	0	0%	0	0%
13	0	0%	1	11%	8	89%	0	0%	9	100%
14	0	0%	0	0%	0	0%	0	0%	0	0%
15	0	0%	1	33%	2	67%	0	0%	3	100%
16	0	0%	0	0%	2	100%	0	0%	2	100%
17	6	10%	25	42%	27	46%	1	2%	59	100%
18	70	56%	41	33%	8	6%	5	4%	124	100%
19	0	0%	2	67%	1	33%	0	0%	3	100%
20	3	13%	3	13%	11	48%	6	26%	23	100%
21	0	0%	0	0%	0	0%	0	0%	0	0%
22	0	0%	1	50%	1	50%	0	0%	2	100%
STATE	123	26%	154	33%	146	31%	48	10%	471	100%

Note: Percentages may not total 100 percent because of rounding.

COLORADO PROBATION: PRIVATE PROBATION



**Table 56:
Colorado Private Probation
New Clients by Supervision Type
Fiscal Year 2017**

NON-DUI/DWAI PRIVATE PROBATION						
TYPE:	Direct Sentence ¹		Transfer from State Probation ²		TOTAL NEW CLIENTS	
	Number	%	Number	%	Number	%
DISTRICT						
1	0	0%	594	100%	594	100%
2	0	0%	0	0%	0	0%
3	0	0%	0	0%	0	0%
4	0	0%	231	100%	231	100%
5	0	0%	21	100%	21	100%
6	0	0%	0	0%	0	0%
7	0	0%	0	0%	0	0%
8	1	3%	35	97%	36	100%
9	0	0%	0	0%	0	0%
10	0	0%	41	100%	41	100%
11	2	13%	13	87%	15	100%
12	0	0%	0	0%	0	0%
13	1	100%	0	0%	1	100%
14	0	0%	0	0%	0	0%
15	0	0%	0	0%	0	0%
16	0	0%	0	0%	0	0%
17	0	0%	290	100%	290	100%
18	0	0%	320	100%	320	100%
19	0	0%	178	100%	178	100%
20	286	82%	64	18%	350	100%
21	1	0%	235	100%	236	100%
22	1	100%	0	0%	1	100%
STATE	292	13%	2,022	87%	2,314	100%

DUI/DWAI PRIVATE PROBATION						
TYPE:	Direct Sentence ¹		Transfer from State Probation ²		TOTAL NEW CLIENTS	
	Number	%	Number	%	Number	%
DISTRICT						
1	1	0%	1,049	100%	1,050	100%
2	0	0%	0	0%	0	0%
3	0	0%	0	0%	0	0%
4	0	0%	377	100%	377	100%
5	0	0%	47	100%	47	100%
6	0	0%	0	0%	0	0%
7	1	100%	0	0%	1	100%
8	0	0%	133	100%	133	100%
9	0	0%	0	0%	0	0%
10	0	0%	54	100%	54	100%
11	0	0%	64	100%	64	100%
12	0	0%	0	0%	0	0%
13	1	100%	0	0%	1	100%
14	0	0%	0	0%	0	0%
15	0	0%	0	0%	0	0%
16	0	0%	0	0%	0	0%
17	0	0%	260	100%	260	100%
18	0	0%	611	100%	611	100%
19	0	0%	175	100%	175	100%
20	4	1%	530	99%	534	100%
21	0	0%	69	100%	69	100%
22	2	100%	0	0%	2	100%
STATE	9	0%	3,369	100%	3,378	100%

¹**Direct Sentence:** A probationer ordered by the court to be supervised by a private provider. This is not a uniform practice among courts.

²**Transfer from State Probation:** A probationer originally sentenced to state probation but later determined appropriate for and supervised by a private provider.

Note: Percentages may not total 100 percent because of rounding.

**Table 57:
Colorado Private Probation
New Clients by Gender
Fiscal Year 2017**

NON-DUI/DWAI PRIVATE PROBATION							
TYPE:	Female		Male		Unknown		TOTAL NEW CLIENTS
	Number	%	Number	%	Number	%	Number %
DISTRICT							
1	217	37%	377	63%	0	0%	594 100%
2	0	0%	0	0%	0	0%	0 0%
3	0	0%	0	0%	0	0%	0 0%
4	53	23%	178	77%	0	0%	231 100%
5	3	14%	18	86%	0	0%	21 100%
6	0	0%	0	0%	0	0%	0 0%
7	0	0%	0	0%	0	0%	0 0%
8	14	39%	22	61%	0	0%	36 100%
9	0	0%	0	0%	0	0%	0 0%
10	13	32%	28	68%	0	0%	41 100%
11	4	27%	11	73%	0	0%	15 100%
12	0	0%	0	0%	0	0%	0 0%
13	0	0%	1	100%	0	0%	1 100%
14	0	0%	0	0%	0	0%	0 0%
15	0	0%	0	0%	0	0%	0 0%
16	0	0%	0	0%	0	0%	0 0%
17	124	43%	166	57%	0	0%	290 100%
18	121	38%	197	62%	2	1%	320 100%
19	49	28%	129	72%	0	0%	178 100%
20	95	27%	255	73%	0	0%	350 100%
21	72	31%	163	69%	1	0%	236 100%
22	0	0%	1	100%	0	0%	1 100%
STATE	765	33%	1,546	67%	3	0%	2,314 100%

DUI/DWAI PRIVATE PROBATION							
TYPE:	Female		Male		Unknown		TOTAL NEW CLIENTS
	Number	%	Number	%	Number	%	Number %
DISTRICT							
1	333	32%	716	68%	1	0%	1,050 100%
2	0	0%	0	0%	0	0%	0 0%
3	0	0%	0	0%	0	0%	0 0%
4	110	29%	267	71%	0	0%	377 100%
5	17	36%	30	64%	0	0%	47 100%
6	0	0%	0	0%	0	0%	0 0%
7	1	100%	0	0%	0	0%	1 100%
8	39	29%	94	71%	0	0%	133 100%
9	0	0%	0	0%	0	0%	0 0%
10	17	31%	37	69%	0	0%	54 100%
11	19	30%	45	70%	0	0%	64 100%
12	0	0%	0	0%	0	0%	0 0%
13	0	0%	1	100%	0	0%	1 100%
14	0	0%	0	0%	0	0%	0 0%
15	0	0%	0	0%	0	0%	0 0%
16	0	0%	0	0%	0	0%	0 0%
17	67	26%	193	74%	0	0%	260 100%
18	160	26%	451	74%	0	0%	611 100%
19	30	17%	145	83%	0	0%	175 100%
20	147	28%	386	72%	1	0%	534 100%
21	22	32%	47	68%	0	0%	69 100%
22	0	0%	2	100%	0	0%	2 100%
STATE	962	28%	2,414	71%	2	0%	3,378 100%

Note: Percentages may not total 100 percent because of rounding.

**Table 58:
Colorado Private Probation
New Clients by Age: Non-DUI/DWAI
Fiscal Year 2017**

NON-DUI/DWAI PRIVATE PROBATION																
TYPE:	*12-17 Years		18-20 Years		21-24 Years		25-32 Years		33-39 Years		40 and above		Unknown		TOTAL NEW CLIENTS	
DISTRICT	Number	%	Number	%	Number	%	Number	%	Number	%	Number	%	Number	%	Number	%
1	1	0%	43	7%	102	17%	168	28%	108	18%	172	29%	0	0%	594	100%
2	0	0%	0	0%	0	0%	0	0%	0	0%	0	0%	0	0%	0	0%
3	0	0%	0	0%	0	0%	0	0%	0	0%	0	0%	0	0%	0	0%
4	0	0%	28	12%	43	19%	86	37%	41	18%	33	14%	0	0%	231	100%
5	0	0%	0	0%	7	33%	3	14%	5	24%	6	29%	0	0%	21	100%
6	0	0%	0	0%	0	0%	0	0%	0	0%	0	0%	0	0%	0	0%
7	0	0%	0	0%	0	0%	0	0%	0	0%	0	0%	0	0%	0	0%
8	0	0%	1	3%	10	28%	11	31%	6	17%	8	22%	0	0%	36	100%
9	0	0%	0	0%	0	0%	0	0%	0	0%	0	0%	0	0%	0	0%
10	0	0%	7	17%	10	24%	8	20%	5	12%	11	27%	0	0%	41	100%
11	0	0%	1	7%	1	7%	6	40%	3	20%	4	27%	0	0%	15	100%
12	0	0%	0	0%	0	0%	0	0%	0	0%	0	0%	0	0%	0	0%
13	0	0%	0	0%	0	0%	1	100%	0	0%	0	0%	0	0%	1	100%
14	0	0%	0	0%	0	0%	0	0%	0	0%	0	0%	0	0%	0	0%
15	0	0%	0	0%	0	0%	0	0%	0	0%	0	0%	0	0%	0	0%
16	0	0%	0	0%	0	0%	0	0%	0	0%	0	0%	0	0%	0	0%
17	0	0%	30	10%	65	22%	84	29%	48	17%	61	21%	2	1%	290	100%
18	0	0%	42	13%	72	23%	81	25%	55	17%	70	22%	0	0%	320	100%
19	0	0%	15	8%	35	20%	49	28%	36	20%	43	24%	0	0%	178	100%
20	0	0%	47	13%	56	16%	105	30%	54	15%	88	25%	0	0%	350	100%
21	0	0%	22	9%	41	17%	59	25%	50	21%	64	27%	0	0%	236	100%
22	0	0%	0	0%	0	0%	1	100%	0	0%	0	0%	0	0%	1	100%
STATE	1	0%	236	10%	442	19%	662	29%	411	18%	560	24%	2	0%	2,314	100%

***12-17 Years:** DUI/DWAI and underage consumption convictions for probationers under the age of 18 are captured as "adult offenses".

Note: Percentages may not total 100 percent because of rounding.

**Table 59:
Colorado Private Probation
New Clients by Age: DUI/DWAI
Fiscal Year 2017**

DUI/DWAI PRIVATE PROBATION																
TYPE:	*12-17 Years		18-20 Years		21-24 Years		25-32 Years		33-39 Years		40 and above		Unknown		TOTAL NEW CLIENTS	
DISTRICT	Number	%	Number	%	Number	%	Number	%	Number	%	Number	%	Number	%	Number	%
1	0	0%	59	6%	194	18%	324	31%	162	15%	311	30%	0	0%	1,050	100%
2	0	0%	0	0%	0	0%	0	0%	0	0%	0	0%	0	0%	0	0%
3	0	0%	0	0%	0	0%	0	0%	0	0%	0	0%	0	0%	0	0%
4	1	0%	21	6%	68	18%	124	33%	65	17%	98	26%	0	0%	377	100%
5	0	0%	1	2%	6	13%	20	43%	6	13%	14	30%	0	0%	47	100%
6	0	0%	0	0%	0	0%	0	0%	0	0%	0	0%	0	0%	0	0%
7	0	0%	0	0%	0	0%	1	100%	0	0%	0	0%	0	0%	1	100%
8	0	0%	17	13%	29	22%	48	36%	14	11%	25	19%	0	0%	133	100%
9	0	0%	0	0%	0	0%	0	0%	0	0%	0	0%	0	0%	0	0%
10	0	0%	6	11%	8	15%	19	35%	5	9%	16	30%	0	0%	54	100%
11	0	0%	1	2%	8	13%	21	33%	9	14%	25	39%	0	0%	64	100%
12	0	0%	0	0%	0	0%	0	0%	0	0%	0	0%	0	0%	0	0%
13	0	0%	0	0%	0	0%	0	0%	0	0%	1	100%	0	0%	1	100%
14	0	0%	0	0%	0	0%	0	0%	0	0%	0	0%	0	0%	0	0%
15	0	0%	0	0%	0	0%	0	0%	0	0%	0	0%	0	0%	0	0%
16	0	0%	0	0%	0	0%	0	0%	0	0%	0	0%	0	0%	0	0%
17	0	0%	15	6%	56	22%	72	28%	53	20%	64	25%	0	0%	260	100%
18	1	0%	27	4%	82	13%	177	29%	111	18%	213	35%	0	0%	611	100%
19	0	0%	3	2%	20	11%	58	33%	29	17%	65	37%	0	0%	175	100%
20	1	0%	54	10%	110	21%	154	29%	71	13%	144	27%	0	0%	534	100%
21	0	0%	3	4%	16	23%	20	29%	9	13%	21	30%	0	0%	69	100%
22	0	0%	0	0%	1	50%	0	0%	1	50%	0	0%	0	0%	2	100%
STATE	3	0%	207	6%	598	18%	1,038	31%	535	16%	997	30%	0	0%	3,378	100%

*12-17 Years: DUI/DWAI and underage consumption convictions for probationers under the age of 18 are captured as "adult offenses".

Note: Percentages may not total 100 percent because of rounding.

Table 60:
Colorado Private Probation
New Clients by Ethnic Group¹: Non-DUI/DWAI
Fiscal Year 2017

NON-DUI/DWAI PRIVATE PROBATION														
TYPE:	Caucasian		African American		Asian		Hispanic		Native American		Other		TOTAL NEW CLIENTS	
DISTRICT	Number	%	Number	%	Number	%	Number	%	Number	%	Number	%	Number	%
1	531	89%	27	5%	8	1%	17	3%	2	0%	9	2%	594	100%
2	0	0%	0	0%	0	0%	0	0%	0	0%	0	0%	0	0%
3	0	0%	0	0%	0	0%	0	0%	0	0%	0	0%	0	0%
4	158	68%	37	16%	3	1%	31	13%	1	0%	1	0%	231	100%
5	19	90%	0	0%	0	0%	1	5%	1	5%	0	0%	21	100%
6	0	0%	0	0%	0	0%	0	0%	0	0%	0	0%	0	0%
7	0	0%	0	0%	0	0%	0	0%	0	0%	0	0%	0	0%
8	35	97%	1	3%	0	0%	0	0%	0	0%	0	0%	36	100%
9	0	0%	0	0%	0	0%	0	0%	0	0%	0	0%	0	0%
10	32	78%	1	2%	0	0%	7	17%	0	0%	1	2%	41	100%
11	14	93%	1	7%	0	0%	0	0%	0	0%	0	0%	15	100%
12	0	0%	0	0%	0	0%	0	0%	0	0%	0	0%	0	0%
13	0	0%	0	0%	0	0%	1	100%	0	0%	0	0%	1	100%
14	0	0%	0	0%	0	0%	0	0%	0	0%	0	0%	0	0%
15	0	0%	0	0%	0	0%	0	0%	0	0%	0	0%	0	0%
16	0	0%	0	0%	0	0%	0	0%	0	0%	0	0%	0	0%
17	255	88%	14	5%	7	2%	7	2%	1	0%	6	2%	290	100%
18	231	72%	50	16%	6	2%	29	9%	1	0%	3	1%	320	100%
19	155	87%	2	1%	0	0%	18	10%	0	0%	3	2%	178	100%
20	319	91%	8	2%	6	2%	12	3%	2	1%	3	1%	350	100%
21	215	91%	5	2%	2	1%	11	5%	0	0%	3	1%	236	100%
22	1	100%	0	0%	0	0%	0	0%	0	0%	0	0%	1	100%
STATE	1,965	85%	146	6%	32	1%	134	6%	8	0%	29	1%	2,314	100%

¹ Ethnic Group: This information is entered by court staff from information provided in the summons, affidavit, arrest report or complaint filed by the district attorney.
 Note: Percentages may not total 100 percent because of rounding.

**Table 61:
Colorado Private Probation
New Clients by Ethnic Group¹: DUI/DWAI
Fiscal Year 2017**

DUI/DWAI PRIVATE PROBATION														
TYPE:	Caucasian		African American		Asian		Hispanic		Native American		Other		TOTAL NEW CLIENTS	
DISTRICT	Number	%	Number	%	Number	%	Number	%	Number	%	Number	%	Number	%
1	942	90%	23	2%	11	1%	65	6%	5	0%	4	0%	1,050	100%
2	0	0%	0	0%	0	0%	0	0%	0	0%	0	0%	0	0%
3	0	0%	0	0%	0	0%	0	0%	0	0%	0	0%	0	0%
4	254	67%	37	10%	6	2%	63	17%	4	1%	13	3%	377	100%
5	45	96%	1	2%	0	0%	1	2%	0	0%	0	0%	47	100%
6	0	0%	0	0%	0	0%	0	0%	0	0%	0	0%	0	0%
7	1	100%	0	0%	0	0%	0	0%	0	0%	0	0%	1	100%
8	120	90%	1	1%	0	0%	8	6%	2	2%	2	2%	133	100%
9	0	0%	0	0%	0	0%	0	0%	0	0%	0	0%	0	0%
10	26	48%	2	4%	0	0%	25	46%	0	0%	1	2%	54	100%
11	62	97%	0	0%	0	0%	2	3%	0	0%	0	0%	64	100%
12	0	0%	0	0%	0	0%	0	0%	0	0%	0	0%	0	0%
13	1	100%	0	0%	0	0%	0	0%	0	0%	0	0%	1	100%
14	0	0%	0	0%	0	0%	0	0%	0	0%	0	0%	0	0%
15	0	0%	0	0%	0	0%	0	0%	0	0%	0	0%	0	0%
16	0	0%	0	0%	0	0%	0	0%	0	0%	0	0%	0	0%
17	242	93%	5	2%	2	1%	9	3%	0	0%	2	1%	260	100%
18	403	66%	64	10%	12	2%	117	19%	4	1%	11	2%	611	100%
19	139	79%	4	2%	0	0%	30	17%	0	0%	2	1%	175	100%
20	485	91%	10	2%	6	1%	29	5%	0	0%	4	1%	534	100%
21	61	88%	1	1%	0	0%	6	9%	0	0%	1	1%	69	100%
22	1	50%	0	0%	0	0%	0	0%	1	50%	0	0%	2	100%
STATE	2,782	82%	148	4%	37	1%	355	11%	16	0%	40	1%	3,378	100%

¹ Ethnic Group: This information is entered by court staff from information provided in the summons, affidavit, arrest report or complaint filed with the court.
Note: Percentages may not total 100 percent because of rounding.

**Table 62:
Colorado Private Probation
Successful/Unsuccessful Terminations
Fiscal Year 2017**

NON-DUI/DWAI PRIVATE PROBATION								
TYPE:	SUCCESSFUL TERMINATIONS		UNSUCCESSFUL TERMINATIONS				TOTAL TERMINATIONS	
	Successful		Revoked		Absconded			
DISTRICT	Number	%	Number	%	Number	%	Number	%
1	460	79%	72	12%	49	8%	581	100%
2	0	0%	0	0%	0	0%	0	0%
3	0	0%	0	0%	0	0%	0	0%
4	438	79%	47	9%	67	12%	552	100%
5	40	100%	0	0%	0	0%	40	100%
6	0	0%	0	0%	0	0%	0	0%
7	0	0%	0	0%	0	0%	0	0%
8	247	80%	22	7%	39	13%	308	100%
9	0	0%	0	0%	0	0%	0	0%
10	34	89%	1	3%	3	8%	38	100%
11	17	94%	0	0%	1	6%	18	100%
12	0	0%	0	0%	0	0%	0	0%
13	0	0%	0	0%	0	0%	0	0%
14	0	0%	0	0%	0	0%	0	0%
15	0	0%	0	0%	0	0%	0	0%
16	0	0%	0	0%	0	0%	0	0%
17	240	84%	26	9%	20	7%	286	100%
18	682	85%	60	7%	59	7%	801	100%
19	96	85%	13	12%	4	4%	113	100%
20	311	76%	50	12%	47	12%	408	100%
21	91	73%	16	13%	17	14%	124	100%
22	0	0%	0	0%	0	0%	0	0%
STATE	2,656	81%	307	9%	306	9%	3,269	100%

DUI/DWAI PRIVATE PROBATION								
TYPE:	SUCCESSFUL TERMINATIONS		UNSUCCESSFUL TERMINATIONS				TOTAL TERMINATIONS	
	Successful		Revoked		Absconded			
DISTRICT	Number	%	Number	%	Number	%	Number	%
1	711	81%	105	12%	67	8%	883	100%
2	0	0%	0	0%	0	0%	0	0%
3	0	0%	0	0%	0	0%	0	0%
4	558	83%	58	9%	60	9%	676	100%
5	51	91%	1	2%	4	7%	56	100%
6	0	0%	0	0%	1	100%	1	100%
7	0	0%	0	0%	0	0%	0	0%
8	518	83%	40	6%	65	10%	623	100%
9	0	0%	0	0%	0	0%	0	0%
10	236	83%	14	5%	36	13%	286	100%
11	103	94%	3	3%	4	4%	110	100%
12	1	100%	0	0%	0	0%	1	100%
13	0	0%	0	0%	0	0%	0	0%
14	0	0%	0	0%	0	0%	0	0%
15	0	0%	0	0%	0	0%	0	0%
16	0	0%	0	0%	0	0%	0	0%
17	156	87%	13	7%	11	6%	180	100%
18	1,665	85%	146	7%	157	8%	1,968	100%
19	251	81%	42	14%	18	6%	311	100%
20	724	83%	74	9%	70	8%	868	100%
21	58	81%	8	11%	6	8%	72	100%
22	0	0%	0	0%	0	0%	0	0%
STATE	5,032	83%	504	8%	499	8%	6,035	100%

Key: *Successful Terminations*: This column is exclusively private successful terminations.

Unsuccessful Terminations: This column includes probationers supervised by private who were revoked or absconded. A revocation is defined as a termination from probation supervision for a technical violation, new misdemeanor, or new felony.

Absconders refers to probationers who become fugitives and are no longer compliant with probation supervision.

Total Terminations: This column includes: successful, revocations and absconders from probation supervision. Additional types of private probation closures are included in Tables 63 and 64.

Note: Percentages may not total 100 percent because of rounding.

Table 63:
Colorado Private Probation
All Closure Types: Non-DUI/DWAI
Fiscal Year 2017

NON-DUI/DWAI PRIVATE PROBATION															
TYPE:		Successful		Revoked		Absconded		Deported		Death		Administrative Closure		TOTAL CLOSURES	
DISTRICT	Number	%	Number	%	Number	%	Number	%	Number	%	Number	%	Number	%	
1	460	79%	72	12%	49	8%	0	0%	2	0%	1	0%	584	100%	
2	0	0%	0	0%	0	0%	0	0%	0	0%	0	0%	0	0%	
3	0	0%	0	0%	0	0%	0	0%	0	0%	0	0%	0	0%	
4	438	78%	47	8%	67	12%	0	0%	2	0%	4	1%	558	100%	
5	40	95%	0	0%	0	0%	0	0%	0	0%	2	5%	42	100%	
6	0	0%	0	0%	0	0%	0	0%	0	0%	0	0%	0	0%	
7	0	0%	0	0%	0	0%	0	0%	0	0%	0	0%	0	0%	
8	247	79%	22	7%	39	13%	0	0%	3	1%	0	0%	311	100%	
9	0	0%	0	0%	0	0%	0	0%	0	0%	0	0%	0	0%	
10	34	89%	1	3%	3	8%	0	0%	0	0%	0	0%	38	100%	
11	17	94%	0	0%	1	6%	0	0%	0	0%	0	0%	18	100%	
12	0	0%	0	0%	0	0%	0	0%	0	0%	0	0%	0	0%	
13	0	0%	0	0%	0	0%	0	0%	0	0%	0	0%	0	0%	
14	0	0%	0	0%	0	0%	0	0%	0	0%	0	0%	0	0%	
15	0	0%	0	0%	0	0%	0	0%	0	0%	0	0%	0	0%	
16	0	0%	0	0%	0	0%	0	0%	0	0%	0	0%	0	0%	
17	240	84%	26	9%	20	7%	0	0%	1	0%	0	0%	287	100%	
18	682	84%	60	7%	59	7%	0	0%	7	1%	0	0%	808	100%	
19	96	83%	13	11%	4	3%	0	0%	2	2%	0	0%	115	100%	
20	311	76%	50	12%	47	11%	1	0%	0	0%	0	0%	409	100%	
21	91	72%	16	13%	17	13%	0	0%	2	2%	1	1%	127	100%	
22	0	0%	0	0%	0	0%	0	0%	0	0%	0	0%	0	0%	
STATE	2,656	81%	307	9%	306	9%	1	0%	19	1%	8	0%	3,297	100%	

Courtesy Transfers¹	
Number	DISTRICT
44	1
0	2
0	3
86	4
6	5
0	6
0	7
34	8
0	9
4	10
2	11
0	12
0	13
0	14
0	15
0	16
3	17
100	18
10	19
25	20
16	21
0	22
330	STATE

¹**Courtesy Transfers:** Beginning in FY 2008 courtesy transfers were removed from "Total Closures" because they are accounted for within the existing closure categories. They are reported separately to track the cases transferred between districts.

Note: Percentages may not total 100 percent because of rounding.

**Table 64:
Colorado Private Probation
All Closure Types: DUI/DWAI
Fiscal Year 2017**

DUI/DWAI PRIVATE PROBATION														
TYPE:	Successful		Revoked		Absconded		Deported		Death		Administrative Closure		TOTAL CLOSURES	
DISTRICT	Number	%	Number	%	Number	%	Number	%	Number	%	Number	%	Number	%
1	711	80%	105	12%	67	8%	0	0%	2	0%	1	0%	886	100%
2	0	0%	0	0%	0	0%	0	0%	0	0%	0	0%	0	0%
3	0	0%	0	0%	0	0%	0	0%	0	0%	0	0%	0	0%
4	558	81%	58	8%	60	9%	0	0%	10	1%	3	0%	689	100%
5	51	81%	1	2%	4	6%	0	0%	0	0%	7	11%	63	100%
6	0	0%	0	0%	1	100%	0	0%	0	0%	0	0%	1	100%
7	0	0%	0	0%	0	0%	0	0%	0	0%	0	0%	0	0%
8	518	82%	40	6%	65	10%	0	0%	5	1%	0	0%	628	100%
9	0	0%	0	0%	0	0%	0	0%	0	0%	0	0%	0	0%
10	236	83%	14	5%	36	13%	0	0%	0	0%	0	0%	286	100%
11	103	94%	3	3%	4	4%	0	0%	0	0%	0	0%	110	100%
12	1	100%	0	0%	0	0%	0	0%	0	0%	0	0%	1	100%
13	0	0%	0	0%	0	0%	0	0%	0	0%	0	0%	0	0%
14	0	0%	0	0%	0	0%	0	0%	0	0%	0	0%	0	0%
15	0	0%	0	0%	0	0%	0	0%	0	0%	0	0%	0	0%
16	0	0%	0	0%	0	0%	0	0%	0	0%	0	0%	0	0%
17	156	87%	13	7%	11	6%	0	0%	0	0%	0	0%	180	100%
18	1,665	84%	146	7%	157	8%	1	0%	16	1%	1	0%	1,986	100%
19	251	81%	42	14%	18	6%	0	0%	0	0%	0	0%	311	100%
20	724	83%	74	8%	70	8%	1	0%	5	1%	0	0%	874	100%
21	58	78%	8	11%	6	8%	0	0%	2	3%	0	0%	74	100%
22	0	0%	0	0%	0	0%	0	0%	0	0%	0	0%	0	0%
STATE	5,032	83%	504	8%	499	8%	2	0%	40	1%	12	0%	6,089	100%

Courtesy Transfers¹	
Number	DISTRICT
42	1
0	2
0	3
133	4
12	5
0	6
0	7
113	8
0	9
32	10
16	11
0	12
0	13
0	14
0	15
0	16
22	17
156	18
38	19
123	20
22	21
0	22
709	STATE

¹**Courtesy Transfers:** Beginning in FY 2008 courtesy transfers were removed from "Total Closures" because they are accounted for within the existing closure categories. They are reported separately to track the cases transferred between districts.

Note: Percentages may not total 100 percent because of rounding.

**Table 65:
Colorado Private Probation
Type of Revocation
Fiscal Year 2017**

NON-DUI/DWAI PRIVATE PROBATION							TOTAL REVOCATIONS for Non-DUI/DWAI Private Cases	
TYPE:	New Felony		New Misdemeanor		Technical			
DISTRICT	Number	%	Number	%	Number	%	Number	%
1	1	1%	16	22%	55	76%	72	100%
2	0	0%	0	0%	0	0%	0	0%
3	0	0%	0	0%	0	0%	0	0%
4	11	23%	3	6%	33	70%	47	100%
5	0	0%	0	0%	0	0%	0	0%
6	0	0%	0	0%	0	0%	0	0%
7	0	0%	0	0%	0	0%	0	0%
8	0	0%	7	32%	15	68%	22	100%
9	0	0%	0	0%	0	0%	0	0%
10	1	100%	0	0%	0	0%	1	100%
11	0	0%	0	0%	0	0%	0	0%
12	0	0%	0	0%	0	0%	0	0%
13	0	0%	0	0%	0	0%	0	0%
14	0	0%	0	0%	0	0%	0	0%
15	0	0%	0	0%	0	0%	0	0%
16	0	0%	0	0%	0	0%	0	0%
17	1	4%	4	15%	21	81%	26	100%
18	1	2%	27	45%	32	53%	60	100%
19	1	8%	5	38%	7	54%	13	100%
20	1	2%	13	26%	36	72%	50	100%
21	1	6%	4	25%	11	69%	16	100%
22	0	0%	0	0%	0	0%	0	0%
STATE	18	6%	79	26%	210	68%	307	100%

DUI/DWAI PRIVATE PROBATION							TOTAL REVOCATIONS for DUI/DWAI Private Cases	
TYPE:	New Felony		New Misdemeanor		Technical			
DISTRICT	Number	%	Number	%	Number	%	Number	%
1	3	3%	10	10%	92	88%	105	100%
2	0	0%	0	0%	0	0%	0	0%
3	0	0%	0	0%	0	0%	0	0%
4	1	2%	3	5%	54	93%	58	100%
5	1	100%	0	0%	0	0%	1	100%
6	0	0%	0	0%	0	0%	0	0%
7	0	0%	0	0%	0	0%	0	0%
8	1	3%	10	25%	29	73%	40	100%
9	0	0%	0	0%	0	0%	0	0%
10	0	0%	1	7%	13	93%	14	100%
11	0	0%	0	0%	3	100%	3	100%
12	0	0%	0	0%	0	0%	0	0%
13	0	0%	0	0%	0	0%	0	0%
14	0	0%	0	0%	0	0%	0	0%
15	0	0%	0	0%	0	0%	0	0%
16	0	0%	0	0%	0	0%	0	0%
17	0	0%	4	31%	9	69%	13	100%
18	1	1%	51	35%	94	64%	146	100%
19	0	0%	8	19%	34	81%	42	100%
20	1	1%	9	12%	64	86%	74	100%
21	0	0%	1	13%	7	88%	8	100%
22	0	0%	0	0%	0	0%	0	0%
STATE	8	2%	97	19%	399	79%	504	100%

Key: **New Felony:** Includes revocations for a new felony offense committed while on probation supervision.
New Misdemeanor: Includes revocations for a new misdemeanor offense committed while on probation supervision.
Technical: Includes revocations for technical probation supervision violations (i.e. drug use, non-compliance).
Total Revocations: Total includes all felony, misdemeanor, and technical violations resulting in a revocation from probation.

Note: Percentages may not total 100 percent because of rounding.

**Table 66:
Colorado Private Probation
Length of Stay
Fiscal Year 2017**

NON-DUI/DWAI PRIVATE PROBATION										
TYPE:	0-12 months		13-24 months		25-36 months		37 + months		TOTAL CLOSURES	
DISTRICT	Number	%	Number	%	Number	%	Number	%	Number	%
1	343	59%	227	39%	13	2%	1	0%	584	100%
2	0	0%	0	0%	0	0%	0	0%	0	0%
3	0	0%	0	0%	0	0%	0	0%	0	0%
4	176	32%	319	57%	47	8%	16	3%	558	100%
5	24	57%	16	38%	1	2%	1	2%	42	100%
6	0	0%	0	0%	0	0%	0	0%	0	0%
7	0	0%	0	0%	0	0%	0	0%	0	0%
8	193	62%	111	36%	7	2%	0	0%	311	100%
9	0	0%	0	0%	0	0%	0	0%	0	0%
10	12	32%	8	21%	11	29%	7	18%	38	100%
11	10	56%	4	22%	0	0%	4	22%	18	100%
12	0	0%	0	0%	0	0%	0	0%	0	0%
13	0	0%	0	0%	0	0%	0	0%	0	0%
14	0	0%	0	0%	0	0%	0	0%	0	0%
15	0	0%	0	0%	0	0%	0	0%	0	0%
16	0	0%	0	0%	0	0%	0	0%	0	0%
17	199	69%	82	29%	5	2%	1	0%	287	100%
18	253	31%	401	50%	109	13%	45	6%	808	100%
19	29	25%	77	67%	7	6%	2	2%	115	100%
20	263	64%	134	33%	10	2%	2	0%	409	100%
21	62	49%	44	35%	16	13%	5	4%	127	100%
22	0	0%	0	0%	0	0%	0	0%	0	0%
STATE	1,564	47%	1,423	43%	226	7%	84	3%	3,297	100%

DUI/DWAI PRIVATE PROBATION										
TYPE:	0-12 months		13-24 months		25-36 months		37 + months		TOTAL CLOSURES	
DISTRICT	Number	%	Number	%	Number	%	Number	%	Number	%
1	332	37%	517	58%	36	4%	1	0%	886	100%
2	0	0%	0	0%	0	0%	0	0%	0	0%
3	0	0%	0	0%	0	0%	0	0%	0	0%
4	321	47%	343	50%	24	3%	1	0%	689	100%
5	22	35%	36	57%	3	5%	2	3%	63	100%
6	0	0%	1	100%	0	0%	0	0%	1	100%
7	0	0%	0	0%	0	0%	0	0%	0	0%
8	402	64%	196	31%	26	4%	4	1%	628	100%
9	0	0%	0	0%	0	0%	0	0%	0	0%
10	129	45%	132	46%	19	7%	6	2%	286	100%
11	77	70%	29	26%	3	3%	1	1%	110	100%
12	0	0%	1	100%	0	0%	0	0%	1	100%
13	0	0%	0	0%	0	0%	0	0%	0	0%
14	0	0%	0	0%	0	0%	0	0%	0	0%
15	0	0%	0	0%	0	0%	0	0%	0	0%
16	0	0%	0	0%	0	0%	0	0%	0	0%
17	83	46%	76	42%	16	9%	5	3%	180	100%
18	717	36%	1,060	53%	195	10%	14	1%	1,986	100%
19	51	16%	222	71%	36	12%	2	1%	311	100%
20	525	60%	318	36%	27	3%	4	0%	874	100%
21	21	28%	31	42%	16	22%	6	8%	74	100%
22	0	0%	0	0%	0	0%	0	0%	0	0%
STATE	2,680	44%	2,962	49%	401	7%	46	1%	6,089	100%

Note: Percentages may not total 100 percent because of rounding.

Table 67:
Colorado Private Probation
Active Non-DUI/DWAI Client Risk Levels¹ on June 30, 2017
Fiscal Year 2017

NON-DUI/DWAI PRIVATE PROBATION																						
Risk Levels:	New: w/in the first 30 days of supervision start date		Maximum		Medium		Minimum		Administrative					TOTAL PRIVATE NON-DUI/DWAI PROBATION CLIENTS								
			Reg Max	DV Max	Reg Med	DV Med	Reg Min	DV Min	Admin	DV Admin	Interstate											
DISTRICT	Number	%	Number	%	Number	%	Number	%	Number	%	Number	%	Number	%	Number	%						
1	22	3%	5	1%	2	0%	68	9%	77	10%	412	56%	18	2%	131	18%	0	0%	1	0%	736	100%
2	0	0%	0	0%	0	0%	0	0%	0	0%	0	0%	0	0%	0	0%	0	0%	0	0%	0	0%
3	0	0%	0	0%	0	0%	0	0%	0	0%	0	0%	0	0%	0	0%	0	0%	0	0%	0	0%
4	0	0%	9	1%	2	0%	129	11%	37	3%	662	55%	302	25%	66	5%	0	0%	0	0%	1,207	100%
5	0	0%	0	0%	1	1%	1	1%	3	2%	70	50%	64	46%	0	0%	1	1%	0	0%	140	100%
6	0	0%	0	0%	0	0%	0	0%	0	0%	0	0%	0	0%	0	0%	0	0%	0	0%	0	0%
7	0	0%	0	0%	0	0%	0	0%	0	0%	0	0%	0	0%	0	0%	0	0%	0	0%	0	0%
8	3	1%	1	0%	0	0%	11	4%	30	10%	157	53%	92	31%	3	1%	0	0%	0	0%	297	100%
9	0	0%	0	0%	0	0%	0	0%	0	0%	0	0%	0	0%	1	100%	0	0%	0	0%	1	100%
10	0	0%	0	0%	0	0%	27	14%	0	0%	96	51%	58	31%	8	4%	0	0%	0	0%	189	100%
11	0	0%	0	0%	0	0%	2	6%	3	9%	26	79%	1	3%	1	3%	0	0%	0	0%	33	100%
12	0	0%	0	0%	0	0%	0	0%	0	0%	0	0%	0	0%	0	0%	0	0%	0	0%	0	0%
13	0	0%	0	0%	0	0%	0	0%	1	100%	0	0%	0	0%	0	0%	0	0%	0	0%	1	100%
14	0	0%	0	0%	0	0%	0	0%	0	0%	0	0%	0	0%	0	0%	0	0%	0	0%	0	0%
15	0	0%	0	0%	0	0%	0	0%	0	0%	0	0%	0	0%	0	0%	0	0%	0	0%	0	0%
16	0	0%	0	0%	0	0%	0	0%	0	0%	0	0%	0	0%	0	0%	0	0%	0	0%	0	0%
17	1	0%	0	0%	6	2%	12	4%	114	35%	93	29%	6	2%	93	29%	0	0%	0	0%	325	100%
18	4	0%	0	0%	0	0%	65	5%	48	4%	969	77%	129	10%	37	3%	0	0%	0	0%	1,252	100%
19	11	4%	0	0%	0	0%	13	5%	0	0%	88	34%	140	54%	8	3%	0	0%	0	0%	260	100%
20	16	3%	4	1%	0	0%	22	4%	12	2%	207	40%	187	36%	62	12%	9	2%	0	0%	519	100%
21	4	1%	1	0%	1	0%	62	17%	4	1%	190	52%	34	9%	66	18%	0	0%	2	1%	364	100%
22	0	0%	0	0%	0	0%	0	0%	0	0%	0	0%	0	0%	0	0%	0	0%	0	0%	0	0%
STATE	61	1%	20	0%	12	0%	412	8%	329	6%	2,970	56%	1,031	19%	476	9%	10	0%	3	0%	5,324	100%

¹Client Risk Levels: Private Probation does not supervise sex offenders.
Note: Percentages may not total 100 percent because of rounding.

Table 68:
Colorado Private Probation
Active DUI/DWAI Client Risk Levels on June 30, 2017
Fiscal Year 2017

DUI/DWAI PRIVATE PROBATION																
Risk Levels:	New: w/in the first 30 days of supervision start date		Maximum		Medium		Minimum		Administrative		Community Corrections		Interstate		TOTAL DUI/DWAI PRIVATE PROBATION CLIENTS	
	DISTRICT	Number	%	Number	%	Number	%	Number	%	Number	%	Number	%	Number	%	Number
1	45	3%	3	0%	124	8%	1,220	82%	100	7%	1	0%	0	0%	1,493	100%
2	0	0%	0	0%	0	0%	0	0%	0	0%	0	0%	0	0%	0	0%
3	0	0%	0	0%	0	0%	0	0%	0	0%	0	0%	0	0%	0	0%
4	0	0%	1	0%	149	13%	916	81%	67	6%	0	0%	0	0%	1,133	100%
5	0	0%	0	0%	3	2%	174	94%	9	5%	0	0%	0	0%	186	100%
6	0	0%	0	0%	0	0%	0	0%	0	0%	0	0%	0	0%	0	0%
7	0	0%	0	0%	0	0%	0	0%	0	0%	0	0%	0	0%	0	0%
8	2	0%	0	0%	36	5%	631	92%	15	2%	0	0%	0	0%	684	100%
9	0	0%	0	0%	0	0%	0	0%	0	0%	0	0%	0	0%	0	0%
10	0	0%	3	1%	47	16%	219	75%	22	8%	0	0%	0	0%	291	100%
11	0	0%	0	0%	14	9%	147	90%	2	1%	0	0%	0	0%	163	100%
12	0	0%	0	0%	0	0%	0	0%	0	0%	0	0%	0	0%	0	0%
13	0	0%	0	0%	3	100%	0	0%	0	0%	0	0%	0	0%	3	100%
14	0	0%	0	0%	0	0%	0	0%	0	0%	0	0%	0	0%	0	0%
15	0	0%	0	0%	0	0%	0	0%	0	0%	0	0%	0	0%	0	0%
16	0	0%	0	0%	0	0%	0	0%	0	0%	0	0%	0	0%	0	0%
17	0	0%	0	0%	17	5%	209	63%	106	32%	0	0%	0	0%	332	100%
18	10	0%	3	0%	122	4%	2,563	91%	119	4%	0	0%	2	0%	2,819	100%
19	6	1%	3	1%	57	12%	395	81%	26	5%	0	0%	0	0%	487	100%
20	16	1%	6	1%	87	8%	901	84%	65	6%	0	0%	0	0%	1,075	100%
21	0	0%	0	0%	13	8%	129	79%	21	13%	0	0%	0	0%	163	100%
22	0	0%	0	0%	0	0%	0	0%	0	0%	0	0%	0	0%	0	0%
STATE	79	1%	19	0%	672	8%	7,504	85%	552	6%	1	0%	2	0%	8,829	100%

Note: Percentages may not total 100 percent because of rounding.

COLORADO PROBATION:
REGULAR JUVENILE
PROBATION



**Table 69:
Colorado State Juvenile Probation
Investigations
Fiscal Year 2017**

TYPE:	Sex Offender Investigations		Pre- Sentence Investigations		Updated Pre-Sentence Investigations		Intake Evaluations		Interstate Investigations to Colorado		Administrative Investigations (additional cases)		TOTAL INVESTIGATIONS	
	Number	%	Number	%	Number	%	Number	%	Number	%	Number	%	Number	%
DISTRICT														
1	4	6%	35	52%	0	0%	0	0%	1	1%	27	40%	67	100%
2J	19	6%	264	85%	0	0%	0	0%	1	0%	26	8%	310	100%
3	0	0%	3	100%	0	0%	0	0%	0	0%	0	0%	3	100%
4	57	14%	257	64%	0	0%	0	0%	10	3%	76	19%	400	100%
5	1	33%	1	33%	0	0%	0	0%	1	33%	0	0%	3	100%
6	2	10%	18	86%	1	5%	0	0%	0	0%	0	0%	21	100%
7	0	0%	39	60%	6	9%	1	2%	2	3%	17	26%	65	100%
8	0	0%	22	43%	0	0%	0	0%	6	12%	23	45%	51	100%
9	2	12%	13	76%	0	0%	0	0%	1	6%	1	6%	17	100%
10	5	100%	0	0%	0	0%	0	0%	0	0%	0	0%	5	100%
11	2	50%	2	50%	0	0%	0	0%	0	0%	0	0%	4	100%
12	0	0%	6	75%	0	0%	0	0%	2	25%	0	0%	8	100%
13	5	25%	9	45%	0	0%	0	0%	2	10%	4	20%	20	100%
14	2	40%	1	20%	0	0%	0	0%	2	40%	0	0%	5	100%
15	1	25%	3	75%	0	0%	0	0%	0	0%	0	0%	4	100%
16	0	0%	5	100%	0	0%	0	0%	0	0%	0	0%	5	100%
17	23	58%	11	28%	0	0%	0	0%	2	5%	4	10%	40	100%
18	11	14%	41	54%	0	0%	0	0%	0	0%	24	32%	76	100%
19	25	38%	15	23%	0	0%	0	0%	6	9%	19	29%	65	100%
20	2	22%	4	44%	0	0%	0	0%	0	0%	3	33%	9	100%
21	8	80%	1	10%	0	0%	0	0%	0	0%	1	10%	10	100%
22	1	6%	9	53%	0	0%	0	0%	0	0%	7	41%	17	100%
STATE	170	14%	759	63%	7	1%	1	0%	36	3%	232	19%	1,205	100%

Note: Percentages may not total 100 percent because of rounding

**Table 70:
Colorado State Juvenile Probation
New Clients by Offense Type
Fiscal Year 2017**

TYPE: DISTRICT	Felony		Misdemeanor		Petty Offense		Traffic		Other (offense coded without a law class)		TOTAL NEW CLIENTS	
	Number	%	Number	%	Number	%	Number	%	Number	%	Number	%
1	97	37%	137	52%	26	10%	0	0%	1	0%	261	100%
2J	116	38%	184	60%	7	2%	0	0%	0	0%	307	100%
3	3	21%	10	71%	1	7%	0	0%	0	0%	14	100%
4	120	29%	279	67%	17	4%	0	0%	2	0%	418	100%
5	13	27%	32	67%	3	6%	0	0%	0	0%	48	100%
6	1	6%	16	94%	0	0%	0	0%	0	0%	17	100%
7	18	40%	26	58%	1	2%	0	0%	0	0%	45	100%
8	33	17%	111	56%	51	26%	0	0%	2	1%	197	100%
9	8	35%	12	52%	3	13%	0	0%	0	0%	23	100%
10	30	26%	77	66%	9	8%	0	0%	0	0%	116	100%
11	5	16%	24	77%	1	3%	0	0%	1	3%	31	100%
12	7	29%	15	63%	1	4%	0	0%	1	4%	24	100%
13	21	38%	32	57%	3	5%	0	0%	0	0%	56	100%
14	0	0%	19	90%	2	10%	0	0%	0	0%	21	100%
15	2	18%	9	82%	0	0%	0	0%	0	0%	11	100%
16	0	0%	2	100%	0	0%	0	0%	0	0%	2	100%
17	142	42%	189	55%	10	3%	0	0%	1	0%	342	100%
18	98	27%	221	60%	48	13%	0	0%	1	0%	368	100%
19	60	20%	199	66%	43	14%	0	0%	0	0%	302	100%
20	51	29%	96	55%	28	16%	0	0%	0	0%	175	100%
21	48	47%	51	50%	3	3%	0	0%	1	1%	103	100%
22	1	10%	9	90%	0	0%	0	0%	0	0%	10	100%
STATE	874	30%	1,750	61%	257	9%	0	0%	10	0%	2,891	100%

¹Other (offense coded without a law class): Programming enhancements completed in FY2016 have increased the ability to capture offense class types which significantly reduced the number of cases in the "other" category.

Note: Percentages may not total 100 percent because of rounding.

**Table 71:
Colorado State Juvenile Probation
New Clients by Supervision Type
Fiscal Year 2017**

TYPE:	Probation		Probation Revoked and Resentenced		Deferred Adjudication		Diversion to be Supervised by Probation		Interstate Transfers to Colorado		Change of Venue		TOTAL NEW CLIENTS	
	Number	%	Number	%	Number	%	Number	%	Number	%	Number	%	Number	%
1	188	72%	0	0%	42	16%	0	0%	2	1%	29	11%	261	100%
2J	185	60%	0	0%	34	11%	0	0%	4	1%	84	27%	307	100%
3	1	7%	0	0%	10	71%	0	0%	2	14%	1	7%	14	100%
4	221	53%	3	1%	156	37%	0	0%	10	2%	28	7%	418	100%
5	41	85%	0	0%	3	6%	0	0%	2	4%	2	4%	48	100%
6	1	6%	0	0%	11	65%	3	18%	0	0%	2	12%	17	100%
7	18	40%	0	0%	21	47%	0	0%	2	4%	4	9%	45	100%
8	36	18%	2	1%	138	70%	1	1%	6	3%	14	7%	197	100%
9	15	65%	0	0%	3	13%	0	0%	1	4%	4	17%	23	100%
10	45	39%	4	3%	51	44%	0	0%	2	2%	14	12%	116	100%
11	9	29%	1	3%	14	45%	0	0%	0	0%	7	23%	31	100%
12	6	25%	1	4%	10	42%	0	0%	2	8%	5	21%	24	100%
13	16	29%	0	0%	35	63%	0	0%	0	0%	5	9%	56	100%
14	4	19%	0	0%	13	62%	0	0%	1	5%	3	14%	21	100%
15	3	27%	1	9%	7	64%	0	0%	0	0%	0	0%	11	100%
16	0	0%	0	0%	2	100%	0	0%	0	0%	0	0%	2	100%
17	149	44%	7	2%	123	36%	0	0%	6	2%	57	17%	342	100%
18	167	45%	4	1%	146	40%	0	0%	1	0%	50	14%	368	100%
19	65	22%	3	1%	206	68%	0	0%	8	3%	20	7%	302	100%
20	66	38%	2	1%	95	54%	0	0%	0	0%	12	7%	175	100%
21	71	69%	1	1%	27	26%	0	0%	0	0%	4	4%	103	100%
22	4	40%	0	0%	5	50%	0	0%	0	0%	1	10%	10	100%
STATE	1,311	45%	29	1%	1,152	40%	4	0%	49	2%	346	12%	2,891	100%

Note: Percentages may not total 100 percent because of rounding.

Key: *Diversion to be Supervised by Probation*: cases sentenced to probation that are supervised as part of a deferred prosecution agreement.

**Table 72:
Colorado State Juvenile Probation
New Clients by Gender
Fiscal Year 2017**

TYPE:		Female		Male		Unknown		TOTAL NEW CLIENTS	
DISTRICT	Number	%	Number	%	Number	%	Number	%	
1	62	24%	199	76%	0	0%	261	100%	
2J	85	28%	222	72%	0	0%	307	100%	
3	5	36%	9	64%	0	0%	14	100%	
4	98	23%	319	76%	1	0%	418	100%	
5	13	27%	35	73%	0	0%	48	100%	
6	5	29%	12	71%	0	0%	17	100%	
7	5	11%	39	87%	1	2%	45	100%	
8	57	29%	140	71%	0	0%	197	100%	
9	6	26%	16	70%	1	4%	23	100%	
10	31	27%	85	73%	0	0%	116	100%	
11	10	32%	21	68%	0	0%	31	100%	
12	5	21%	19	79%	0	0%	24	100%	
13	17	30%	39	70%	0	0%	56	100%	
14	4	19%	17	81%	0	0%	21	100%	
15	4	36%	7	64%	0	0%	11	100%	
16	0	0%	2	100%	0	0%	2	100%	
17	62	18%	280	82%	0	0%	342	100%	
18	88	24%	280	76%	0	0%	368	100%	
19	100	33%	202	67%	0	0%	302	100%	
20	50	29%	124	71%	1	1%	175	100%	
21	23	22%	80	78%	0	0%	103	100%	
22	3	30%	7	70%	0	0%	10	100%	
STATE	733	25%	2,154	75%	4	0%	2,891	100%	

Note: Percentages may not total 100 percent because of rounding.

**Table 73:
Colorado State Juvenile Probation
New Clients by Age
Fiscal Year 2017**

TYPE: DISTRICT	10-14 Years		15 Years		16 Years		17 Years		¹ 18+ Years		Unknown		TOTAL NEW CLIENTS	
	Number	%	Number	%	Number	%	Number	%	Number	%	Number	%	Number	%
1	50	19%	63	24%	47	18%	54	21%	47	18%	0	0%	261	100%
2J	68	22%	48	16%	62	20%	73	24%	56	18%	0	0%	307	100%
3	4	29%	2	14%	5	36%	3	21%	0	0%	0	0%	14	100%
4	74	18%	68	16%	90	22%	95	23%	90	22%	1	0%	418	100%
5	12	25%	7	15%	11	23%	11	23%	7	15%	0	0%	48	100%
6	4	24%	3	18%	3	18%	2	12%	5	29%	0	0%	17	100%
7	11	24%	9	20%	11	24%	9	20%	4	9%	1	2%	45	100%
8	47	24%	39	20%	51	26%	49	25%	11	6%	0	0%	197	100%
9	4	17%	5	22%	5	22%	6	26%	3	13%	0	0%	23	100%
10	20	17%	25	22%	24	21%	20	17%	27	23%	0	0%	116	100%
11	7	23%	6	19%	6	19%	3	10%	9	29%	0	0%	31	100%
12	7	29%	3	13%	4	17%	6	25%	4	17%	0	0%	24	100%
13	15	27%	13	23%	8	14%	14	25%	6	11%	0	0%	56	100%
14	0	0%	3	14%	10	48%	3	14%	5	24%	0	0%	21	100%
15	1	9%	3	27%	3	27%	2	18%	2	18%	0	0%	11	100%
16	2	100%	0	0%	0	0%	0	0%	0	0%	0	0%	2	100%
17	49	14%	60	18%	85	25%	84	25%	64	19%	0	0%	342	100%
18	50	14%	46	13%	99	27%	95	26%	78	21%	0	0%	368	100%
19	83	27%	59	20%	58	19%	71	24%	31	10%	0	0%	302	100%
20	28	16%	35	20%	46	26%	43	25%	23	13%	0	0%	175	100%
21	27	26%	21	20%	19	18%	26	25%	10	10%	0	0%	103	100%
22	3	30%	1	10%	1	10%	5	50%	0	0%	0	0%	10	100%
STATE	566	20%	519	18%	648	22%	674	23%	482	17%	2	0%	2,891	100%

¹18+ Years: Youth in this category committed their crime while still under the age of 18 but were new to probation after they turned 18.

Note: Percentages may not total 100 percent because of rounding.

**Table 74:
Colorado State Juvenile Probation
New Clients by Ethnic Group¹
Fiscal Year 2017**

TYPE: DISTRICT	Caucasian		African American		Asian		Hispanic		Native American		Other		TOTAL NEW CLIENTS	
	Number	%	Number	%	Asian	%	Number	%	Number	%	Number	%	Number	%
1	189	72%	22	8%	3	1%	38	15%	2	1%	7	3%	261	100%
2J	125	41%	80	26%	4	1%	91	30%	2	1%	5	2%	307	100%
3	14	100%	0	0%	0	0%	0	0%	0	0%	0	0%	14	100%
4	266	64%	85	20%	5	1%	42	10%	1	0%	19	5%	418	100%
5	37	77%	0	0%	0	0%	10	21%	0	0%	1	2%	48	100%
6	10	59%	1	6%	0	0%	2	12%	2	12%	2	12%	17	100%
7	34	76%	0	0%	0	0%	5	11%	0	0%	6	13%	45	100%
8	174	88%	4	2%	0	0%	15	8%	1	1%	3	2%	197	100%
9	15	65%	0	0%	0	0%	5	22%	0	0%	3	13%	23	100%
10	76	66%	11	9%	0	0%	26	22%	0	0%	3	3%	116	100%
11	24	77%	3	10%	0	0%	1	3%	0	0%	3	10%	31	100%
12	16	67%	0	0%	0	0%	6	25%	0	0%	2	8%	24	100%
13	45	80%	1	2%	0	0%	6	11%	0	0%	4	7%	56	100%
14	15	71%	2	10%	0	0%	2	10%	0	0%	2	10%	21	100%
15	9	82%	0	0%	0	0%	1	9%	0	0%	1	9%	11	100%
16	2	100%	0	0%	0	0%	0	0%	0	0%	0	0%	2	100%
17	264	77%	36	11%	3	1%	28	8%	1	0%	10	3%	342	100%
18	221	60%	87	24%	6	2%	46	13%	1	0%	7	2%	368	100%
19	242	80%	12	4%	1	0%	46	15%	0	0%	1	0%	302	100%
20	136	78%	9	5%	3	2%	26	15%	1	1%	0	0%	175	100%
21	93	90%	3	3%	1	1%	3	3%	0	0%	3	3%	103	100%
22	7	70%	0	0%	0	0%	1	10%	2	20%	0	0%	10	100%
STATE	2,014	70%	356	12%	26	1%	400	14%	13	0%	82	3%	2,891	100%

¹ Ethnic Group: This information is entered by court staff from information provided in the summons, affidavit, arrest report or complaint filed by the district attorney.
Note: Percentages may not total 100 percent because of rounding.

**Table 75:
Colorado State Juvenile Probation
Successful/Unsuccessful Terminations
Fiscal Year 2017**

TYPE:	SUCCESSFUL TERMINATIONS		UNSUCCESSFUL TERMINATIONS				TOTAL TERMINATIONS	
	Successful		Revoked		Absconded			
DISTRICT	Number	%	Number	%	Number	%	Number	%
1	104	58%	71	39%	5	3%	180	100%
2J	136	66%	65	31%	6	3%	207	100%
3	8	80%	2	20%	0	0%	10	100%
4	214	75%	55	19%	15	5%	284	100%
5	22	73%	8	27%	0	0%	30	100%
6	7	50%	6	43%	1	7%	14	100%
7	24	83%	3	10%	2	7%	29	100%
8	176	76%	49	21%	7	3%	232	100%
9	21	66%	10	31%	1	3%	32	100%
10	76	66%	26	23%	13	11%	115	100%
11	41	71%	15	26%	2	3%	58	100%
12	17	74%	5	22%	1	4%	23	100%
13	54	87%	7	11%	1	2%	62	100%
14	14	93%	1	7%	0	0%	15	100%
15	19	76%	5	20%	1	4%	25	100%
16	8	73%	3	27%	0	0%	11	100%
17	210	76%	46	17%	19	7%	275	100%
18	244	73%	74	22%	17	5%	335	100%
19	194	67%	87	30%	10	3%	291	100%
20	154	85%	19	10%	9	5%	182	100%
21	79	68%	38	32%	0	0%	117	100%
22	15	65%	6	26%	2	9%	23	100%
STATE	1,837	72%	601	24%	112	4%	2,550	100%

Key: *Successful Terminations*: This column includes those probationers supervised by the state who terminated successfully.
Unsuccessful Terminations: This column includes those probationers who were revoked or absconded. A revocation is defined as a termination from probation supervision for a technical violation, new misdemeanor, or new felony. Absconded refers to probationers who become fugitives and are no longer compliant with probation supervision.
Total Terminations: This table includes: successful, revocations and absconders from probation supervision. Additional types of juvenile probation closures are included in Table 76.

Note: Percentages may not total 100 percent because of rounding.

**Table 76:
Colorado State Juvenile Probation
All Probation Supervision Closure Types
Fiscal Year 2017**

TYPE: DISTRICT	Successful		Revoked		Absconded		Community Corrections Discharge		Deported		Death		Administrative Closure		TOTAL CLOSURES		Change of Venue ¹	
	Number	%	Number	%	Number	%	Number	%	Number	%	Number	%	Number	%	Number	%	Number	%
1	104	57%	71	39%	5	3%	0	0%	0	0%	0	0%	1	1%	181	100%	57	1
2J	136	64%	65	31%	6	3%	0	0%	0	0%	0	0%	4	2%	211	100%	27	2J
3	8	80%	2	20%	0	0%	0	0%	0	0%	0	0%	0	0%	10	100%	0	3
4	214	74%	55	19%	15	5%	0	0%	0	0%	2	1%	3	1%	289	100%	22	4
5	22	71%	8	26%	0	0%	0	0%	1	3%	0	0%	0	0%	31	100%	6	5
6	7	50%	6	43%	1	7%	0	0%	0	0%	0	0%	0	0%	14	100%	1	6
7	24	83%	3	10%	2	7%	0	0%	0	0%	0	0%	0	0%	29	100%	2	7
8	176	76%	49	21%	7	3%	0	0%	0	0%	0	0%	0	0%	232	100%	16	8
9	21	66%	10	31%	1	3%	0	0%	0	0%	0	0%	0	0%	32	100%	0	9
10	76	66%	26	22%	13	11%	0	0%	0	0%	1	1%	0	0%	116	100%	14	10
11	41	71%	15	26%	2	3%	0	0%	0	0%	0	0%	0	0%	58	100%	7	11
12	17	74%	5	22%	1	4%	0	0%	0	0%	0	0%	0	0%	23	100%	7	12
13	54	87%	7	11%	1	2%	0	0%	0	0%	0	0%	0	0%	62	100%	2	13
14	14	93%	1	7%	0	0%	0	0%	0	0%	0	0%	0	0%	15	100%	2	14
15	19	76%	5	20%	1	4%	0	0%	0	0%	0	0%	0	0%	25	100%	1	15
16	8	73%	3	27%	0	0%	0	0%	0	0%	0	0%	0	0%	11	100%	0	16
17	210	76%	46	17%	19	7%	0	0%	0	0%	1	0%	0	0%	276	100%	42	17
18	244	72%	74	22%	17	5%	0	0%	1	0%	2	1%	1	0%	339	100%	70	18
19	194	66%	87	30%	10	3%	0	0%	0	0%	0	0%	3	1%	294	100%	42	19
20	154	84%	19	10%	9	5%	0	0%	0	0%	0	0%	1	1%	183	100%	8	20
21	79	65%	38	31%	0	0%	0	0%	0	0%	2	2%	2	2%	121	100%	6	21
22	15	65%	6	26%	2	9%	0	0%	0	0%	0	0%	0	0%	23	100%	0	22
STATE	1,837	71%	601	23%	112	4%	0	0%	2	0%	8	0%	15	1%	2,575	100%	332	STATE

¹**Change of Venue:** Beginning in FY 2008 change of venue cases were removed from "Total Closures" because they are accounted for within the existing closure categories. They are reported separately to track change of venue cases transferred between courts.

Note: Percentages may not total 100 percent because of rounding.

**Table 77:
Colorado State Juvenile Probation
Type of Revocation
Fiscal Year 2017**

TYPE: DISTRICT	New Felony		New Misdemeanor		Technical		TOTAL REVOCATIONS	
	Number	%	Number	%	Number	%	Number	%
1	5	7%	7	10%	59	83%	71	100%
2J	11	17%	4	6%	50	77%	65	100%
3	0	0%	0	0%	2	100%	2	100%
4	13	24%	4	7%	38	69%	55	100%
5	1	13%	2	25%	5	63%	8	100%
6	0	0%	0	0%	6	100%	6	100%
7	0	0%	0	0%	3	100%	3	100%
8	5	10%	12	24%	32	65%	49	100%
9	0	0%	0	0%	10	100%	10	100%
10	6	23%	4	15%	16	62%	26	100%
11	1	7%	1	7%	13	87%	15	100%
12	0	0%	2	40%	3	60%	5	100%
13	0	0%	0	0%	7	100%	7	100%
14	0	0%	1	100%	0	0%	1	100%
15	1	20%	0	0%	4	80%	5	100%
16	0	0%	0	0%	3	100%	3	100%
17	14	30%	7	15%	25	54%	46	100%
18	14	19%	17	23%	43	58%	74	100%
19	7	8%	12	14%	68	78%	87	100%
20	5	26%	3	16%	11	58%	19	100%
21	1	3%	9	24%	28	74%	38	100%
22	1	17%	1	17%	4	67%	6	100%
STATE	85	14%	86	14%	430	72%	601	100%

Key:

- New Felony:* Includes revocations for a new felony offense committed while on probation supervision.
- New Misdemeanor:* Includes revocations for a new misdemeanor offense committed while on probation supervision.
- Technical:* Includes revocations for technical probation supervision violations (e.g. drug use, non-compliance).
- Total Revocations:* Total includes all felony, misdemeanor, and technical violations resulting in a revocation from probation.

Note: Percentages may not total 100 percent because of rounding.

**Table 78:
Colorado State Juvenile Probation
Length of Stay
Fiscal Year 2017**

TYPE:		0-3 months		4-6 months		7-12 months		13-18 months		19-24 months		25 + months		TOTAL CLOSURES	
DISTRICT	Number	%	Number	%	Number	%	Number	%	Number	%	Number	%	Number	%	
1	43	24%	20	11%	51	28%	30	17%	17	9%	20	11%	181	100%	
2J	22	10%	14	7%	62	29%	42	20%	27	13%	44	21%	211	100%	
3	1	10%	1	10%	5	50%	2	20%	0	0%	1	10%	10	100%	
4	17	6%	20	7%	113	39%	46	16%	47	16%	46	16%	289	100%	
5	5	16%	4	13%	11	35%	6	19%	1	3%	4	13%	31	100%	
6	1	7%	1	7%	5	36%	3	21%	2	14%	2	14%	14	100%	
7	1	3%	3	10%	8	28%	6	21%	7	24%	4	14%	29	100%	
8	23	10%	50	22%	88	38%	46	20%	16	7%	9	4%	232	100%	
9	1	3%	4	13%	16	50%	4	13%	5	16%	2	6%	32	100%	
10	7	6%	24	21%	41	35%	24	21%	12	10%	8	7%	116	100%	
11	2	3%	7	12%	27	47%	6	10%	7	12%	9	16%	58	100%	
12	4	17%	3	13%	8	35%	3	13%	2	9%	3	13%	23	100%	
13	2	3%	11	18%	31	50%	4	6%	8	13%	6	10%	62	100%	
14	1	7%	1	7%	3	20%	2	13%	4	27%	4	27%	15	100%	
15	1	4%	4	16%	13	52%	2	8%	2	8%	3	12%	25	100%	
16	0	0%	0	0%	6	55%	0	0%	1	9%	4	36%	11	100%	
17	21	8%	33	12%	118	43%	50	18%	30	11%	24	9%	276	100%	
18	36	11%	49	14%	108	32%	55	16%	38	11%	53	16%	339	100%	
19	31	11%	72	24%	99	34%	45	15%	23	8%	24	8%	294	100%	
20	11	6%	79	43%	54	30%	15	8%	15	8%	9	5%	183	100%	
21	5	4%	26	21%	37	31%	27	22%	16	13%	10	8%	121	100%	
22	1	4%	4	17%	11	48%	3	13%	2	9%	2	9%	23	100%	
STATE	236	9%	430	17%	915	36%	421	16%	282	11%	291	11%	2,575	100%	

Note: Percentages may not total 100 percent because of rounding.

**Table 79:
Colorado State Juvenile Probation
Active Client Risk¹ Levels on June 30, 2017
Fiscal Year 2017**

Risk Levels:	New: w/in the first 30 days of supervision start date		Maximum		Medium		Minimum		Administrative		Community Corrections		Interstate Transfer to Another State		TOTAL STATE JUVENILE CLIENTS	
	Number	%	Number	%	Number	%	Number	%	Number	%	Number	%	Number	%	Number	%
DISTRICT																
1	14	5%	47	17%	122	45%	14	5%	70	26%	2	1%	5	2%	274	100%
2J	9	2%	131	31%	160	38%	71	17%	54	13%	0	0%	0	0%	425	100%
3	3	14%	3	14%	6	27%	7	32%	1	5%	1	5%	1	5%	22	100%
4	9	2%	103	18%	169	30%	195	35%	57	10%	2	0%	30	5%	565	100%
5	0	0%	10	19%	12	23%	20	38%	8	15%	2	4%	1	2%	53	100%
6	2	6%	10	32%	8	26%	7	23%	1	3%	1	3%	2	6%	31	100%
7	0	0%	12	17%	17	25%	30	43%	7	10%	1	1%	2	3%	69	100%
8	8	4%	74	38%	54	28%	30	16%	22	11%	0	0%	5	3%	193	100%
9	1	3%	8	28%	4	14%	7	24%	7	24%	1	3%	1	3%	29	100%
10	5	3%	24	15%	40	25%	51	31%	39	24%	3	2%	0	0%	162	100%
11	0	0%	6	19%	6	19%	7	23%	11	35%	0	0%	1	3%	31	100%
12	1	4%	3	11%	7	25%	10	36%	7	25%	0	0%	0	0%	28	100%
13	3	4%	19	23%	20	25%	24	30%	9	11%	3	4%	3	4%	81	100%
14	4	13%	5	17%	7	23%	8	27%	4	13%	1	3%	1	3%	30	100%
15	0	0%	5	28%	7	39%	3	17%	2	11%	1	6%	0	0%	18	100%
16	0	0%	2	14%	5	36%	5	36%	2	14%	0	0%	0	0%	14	100%
17	7	2%	52	14%	94	25%	118	32%	98	26%	0	0%	3	1%	372	100%
18	30	6%	76	14%	149	28%	172	32%	80	15%	0	0%	25	5%	532	100%
19	6	2%	40	12%	105	32%	105	32%	64	20%	3	1%	3	1%	326	100%
20	5	4%	33	23%	43	30%	38	27%	14	10%	3	2%	6	4%	142	100%
21	3	2%	18	13%	49	36%	35	25%	28	20%	0	0%	5	4%	138	100%
22	0	0%	4	29%	4	29%	5	36%	1	7%	0	0%	0	0%	14	100%
STATE	110	3%	685	19%	1,088	31%	962	27%	586	17%	24	1%	94	3%	3,549	100%

¹The risk levels include regular juvenile supervision, juvenile sex offender, problem solving court and mental disorder clients. Detailed supervision levels for each regular juvenile supervision, juveniles who have committed sexual offenses, problem solving court and mental disorder clients can be found on Tables 80 and 81.

Note: Percentages may not total 100 percents because of rounding.

Table 80:
Colorado State Juvenile Probation
Active Regular Juvenile and Juveniles Who Have Committed Sexual Offenses
Client Risk Levels on June 30, 2017
Fiscal Year 2017

Risk Level:	Regular Juvenile Supervision									
	Regular Maximum		Regular Medium		Regular Minimum		Regular Administrative		Regular Total	
	Number	%	Number	%	Number	%	Number	%	Number	%
DISTRICT										
1	40	22%	57	32%	13	7%	70	39%	180	100%
2J	95	28%	128	38%	60	18%	54	16%	337	100%
3	3	18%	6	35%	7	41%	1	6%	17	100%
4	90	20%	140	32%	155	35%	56	13%	441	100%
5	8	17%	10	22%	20	43%	8	17%	46	100%
6	10	42%	7	29%	6	25%	1	4%	24	100%
7	9	15%	16	27%	28	47%	7	12%	60	100%
8	54	34%	54	34%	30	19%	22	14%	160	100%
9	8	31%	4	15%	7	27%	7	27%	26	100%
10	21	14%	36	25%	49	34%	39	27%	145	100%
11	4	15%	5	19%	6	23%	11	42%	26	100%
12	3	12%	6	23%	10	38%	7	27%	26	100%
13	14	23%	19	31%	23	37%	6	10%	62	100%
14	5	22%	6	26%	8	35%	4	17%	23	100%
15	5	31%	6	38%	3	19%	2	13%	16	100%
16	2	15%	4	31%	5	38%	2	15%	13	100%
17	41	13%	73	23%	108	35%	91	29%	313	100%
18	63	14%	131	30%	163	37%	80	18%	437	100%
19	35	12%	90	31%	103	35%	64	22%	292	100%
20	31	28%	41	37%	27	24%	13	12%	112	100%
21	16	14%	37	33%	30	27%	28	25%	111	100%
22	3	25%	3	25%	5	42%	1	8%	12	100%
STATE	560	19%	879	31%	866	30%	574	20%	2,879	100%

Risk Level:	Juveniles Who Have Committed Sexual Offenses (JSO) ¹									
	JSO Maximum		JSO Medium		JSO Minimum		JSO Administrative		JSO Total	
	Number	%	Number	%	Number	%	Number	%	Number	%
DISTRICT										
1	4	6%	62	93%	1	1%	0	0%	67	100%
2J	7	16%	26	60%	10	23%	0	0%	43	100%
3	0	0%	0	0%	0	0%	0	0%	0	0%
4	13	16%	29	35%	40	48%	1	1%	83	100%
5	2	50%	2	50%	0	0%	0	0%	4	100%
6	0	0%	0	0%	1	100%	0	0%	1	100%
7	0	0%	0	0%	2	100%	0	0%	2	100%
8	12	100%	0	0%	0	0%	0	0%	12	100%
9	0	0%	0	0%	0	0%	0	0%	0	0%
10	3	33%	4	44%	2	22%	0	0%	9	100%
11	2	50%	1	25%	1	25%	0	0%	4	100%
12	0	0%	1	100%	0	0%	0	0%	1	100%
13	2	33%	0	0%	1	17%	3	50%	6	100%
14	0	0%	1	100%	0	0%	0	0%	1	100%
15	0	0%	1	100%	0	0%	0	0%	1	100%
16	0	0%	1	100%	0	0%	0	0%	1	100%
17	9	21%	17	40%	10	24%	6	14%	42	100%
18	8	25%	15	47%	9	28%	0	0%	32	100%
19	5	23%	15	68%	2	9%	0	0%	22	100%
20	1	10%	0	0%	9	90%	0	0%	10	100%
21	2	11%	12	63%	5	26%	0	0%	19	100%
22	1	100%	0	0%	0	0%	0	0%	1	100%
STATE	71	20%	187	52%	93	26%	10	3%	361	100%

¹This chart does not include juveniles who have committed sexual offenses who have been placed on Juvenile Intensive Supervision Probation (JISP). Colorado does not currently have a Sex Offender Intensive Supervision Program (SOISP) for juveniles who have committed sexual offenses.

Note: Percentages may not total 100 percent because of rounding.

**Table 81:
Colorado State Juvenile Probation
Active Problem Solving Court and Mental Disorder Client Risk Levels on June 30, 2017
Fiscal Year 2017**

Risk Level:	Problem Solving Court (PSC)									
	PSC Maximum		PSC Medium		PSC Minimum		PSC Administrative		PSC TOTAL	
DISTRICT	Number	%	Number	%	Number	%	Number	%	Number	%
1	3	50%	3	50%	0	0%	0	0%	6	100%
2J	28	82%	5	15%	1	3%	0	0%	34	100%
3	0	0%	0	0%	0	0%	0	0%	0	0%
4	0	0%	0	0%	0	0%	0	0%	0	0%
5	0	0%	0	0%	0	0%	0	0%	0	0%
6	0	0%	0	0%	0	0%	0	0%	0	0%
7	1	100%	0	0%	0	0%	0	0%	1	100%
8	8	100%	0	0%	0	0%	0	0%	8	100%
9	0	0%	0	0%	0	0%	0	0%	0	0%
10	0	0%	0	0%	0	0%	0	0%	0	0%
11	0	0%	0	0%	0	0%	0	0%	0	0%
12	0	0%	0	0%	0	0%	0	0%	0	0%
13	0	0%	0	0%	0	0%	0	0%	0	0%
14	0	0%	0	0%	0	0%	0	0%	0	0%
15	0	0%	0	0%	0	0%	0	0%	0	0%
16	0	0%	0	0%	0	0%	0	0%	0	0%
17	2	29%	4	57%	0	0%	1	14%	7	100%
18	0	0%	0	0%	0	0%	0	0%	0	0%
19	0	0%	0	0%	0	0%	0	0%	0	0%
20	0	0%	0	0%	0	0%	0	0%	0	0%
21	0	0%	0	0%	0	0%	0	0%	0	0%
22	0	0%	0	0%	0	0%	0	0%	0	0%
STATE	42	75%	12	21%	1	2%	1	2%	56	100%

Risk Level:	Mental Disorder (MD)									
	MD Maximum		MD Medium		MD Minimum		MD Administrative		MD Total	
DISTRICT	Number	%	Number	%	Number	%	Number	%	Number	%
1	0	0%	0	0%	0	0%	0	0%	0	0%
2J	1	50%	1	50%	0	0%	0	0%	2	100%
3	0	0%	0	0%	0	0%	0	0%	0	0%
4	0	0%	0	0%	0	0%	0	0%	0	0%
5	0	0%	0	0%	0	0%	0	0%	0	0%
6	0	0%	1	100%	0	0%	0	0%	1	100%
7	2	67%	1	33%	0	0%	0	0%	3	100%
8	0	0%	0	0%	0	0%	0	0%	0	0%
9	0	0%	0	0%	0	0%	0	0%	0	0%
10	0	0%	0	0%	0	0%	0	0%	0	0%
11	0	0%	0	0%	0	0%	0	0%	0	0%
12	0	0%	0	0%	0	0%	0	0%	0	0%
13	3	75%	1	25%	0	0%	0	0%	4	100%
14	0	0%	0	0%	0	0%	0	0%	0	0%
15	0	0%	0	0%	0	0%	0	0%	0	0%
16	0	0%	0	0%	0	0%	0	0%	0	0%
17	0	0%	0	0%	0	0%	0	0%	0	0%
18	5	63%	3	38%	0	0%	0	0%	8	100%
19	0	0%	0	0%	0	0%	0	0%	0	0%
20	1	17%	2	33%	2	33%	1	17%	6	100%
21	0	0%	0	0%	0	0%	0	0%	0	0%
22	0	0%	1	100%	0	0%	0	0%	1	100%
STATE	12	48%	10	40%	2	8%	1	4%	25	100%

Note: Percentages may not total 100 percent because of rounding.

COLORADO PROBATION:
ADULT INTENSIVE
SUPERVISION PROBATION
(AISP)



Table 82:
Colorado State Probation Intensive Programs
Adult Intensive Supervision Probation (AISP)¹
New Clients by Order Type
Fiscal Year 2017

DISTRICT	Probation		Courtesy Transfer from other Colorado Probation Districts		Interstate Transfers to Colorado		Total New Clients	
	Number	%	Number	%	Number	%	Number	%
1	75	96%	3	4%	0	0%	78	100%
2	98	94%	3	3%	3	3%	104	100%
3	1	100%	0	0%	0	0%	1	100%
4	41	93%	3	7%	0	0%	44	100%
5	0	0%	1	50%	1	50%	2	100%
6	0	0%	0	0%	0	0%	0	0%
7	0	0%	0	0%	0	0%	0	0%
8	57	92%	3	5%	2	3%	62	100%
9	1	100%	0	0%	0	0%	1	100%
10	35	88%	4	10%	1	3%	40	100%
11	0	0%	0	0%	0	0%	0	0%
12	4	100%	0	0%	0	0%	4	100%
13	6	100%	0	0%	0	0%	6	100%
14	0	0%	0	0%	0	0%	0	0%
15	0	0%	0	0%	0	0%	0	0%
16	0	0%	0	0%	0	0%	0	0%
17	80	90%	7	8%	2	2%	89	100%
18	50	88%	7	12%	0	0%	57	100%
19	50	72%	17	25%	2	3%	69	100%
20	20	77%	3	12%	3	12%	26	100%
21	9	90%	1	10%	0	0%	10	100%
22	0	0%	0	0%	0	0%	0	0%
TOTAL	527	89%	52	9%	14	2%	593	100%

¹**Adult Intensive Supervision (AISP):** FY 2016/2017 Adult Intensive Supervision Probation contains those sentenced to intensive probation by the court (pre 10/1/2013) and those placed in intensive probation post-sentence (after 10/1/2013). On October 1, 2013, statute changed the way in which probationers were placed in intensive programs. Adult Intensive Supervision Probation is a community based supervision program designed for higher risk probationers.

Note: Percentages may not total 100 percent because of rounding.

Table 83:
Colorado State Probation Intensive Programs
Adult Intensive Supervision Probation (AISP)
Successful/Unsuccessful Terminations
Fiscal Year 2017

TYPE:	SUCCESSFUL TERMINATIONS		UNSUCCESSFUL TERMINATIONS				TOTAL TERMINATIONS	
	Successful		Revoked		Absconded			
DISTRICT	Number	%	Number	%	Number	%	Number	%
1	15	38%	19	49%	5	13%	39	100%
2	40	50%	24	30%	16	20%	80	100%
3	1	100%	0	0%	0	0%	1	100%
4	13	39%	15	45%	5	15%	33	100%
5	0	0%	0	0%	1	100%	1	100%
6	0	0%	0	0%	0	0%	0	0%
7	0	0%	0	0%	0	0%	0	0%
8	16	36%	18	40%	11	24%	45	100%
9	0	0%	0	0%	0	0%	0	0%
10	7	33%	9	43%	5	24%	21	100%
11	0	0%	0	0%	0	0%	0	0%
12	1	33%	1	33%	1	33%	3	100%
13	7	70%	2	20%	1	10%	10	100%
14	1	100%	0	0%	0	0%	1	100%
15	0	0%	0	0%	0	0%	0	0%
16	1	100%	0	0%	0	0%	1	100%
17	34	47%	27	37%	12	16%	73	100%
18	15	34%	19	43%	10	23%	44	100%
19	17	31%	27	49%	11	20%	55	100%
20	12	60%	7	35%	1	5%	20	100%
21	4	31%	8	62%	1	8%	13	100%
22	1	33%	2	67%	0	0%	3	100%
STATE	185	42%	178	40%	80	18%	443	100%

Key: *Successful Terminations*: This column includes those probationers that have terminated from probation while on AISP probation or transitioned to regular supervision probation.

Unsuccessful Terminations: This column includes AISP probationers who were revoked or absconded. A revocation is defined as a termination from AISP for a technical violation, new misdemeanor, or new felony offense. A revocation to Community Corrections is NOT included in this section because these probationers are still under the supervision and jurisdiction of probation. Absconded refers to probationers who become fugitives and are no longer compliant with probation supervision.

Total Terminations: This table includes: revocations, absconders and successful terminations from probation supervision. Additional types of AISP discharges are included in Table 84.

Note: Percentages may not total 100 percent because of rounding.

**Table 84:
Colorado State Probation Intensive Programs
Adult Intensive Supervision Probation (AISP)
Discharges
Fiscal Year 2017**

DISTRICT	Successful: Transfer to Regular Probation		Successful: Completed Program no longer on Probation		Absconded		Re-Sentenced to Community Corrections		Revoked		Deported		Death		Administrative Closure		Transfer to Another Specialized Program		Total Discharges	
	#	%	#	%	#	%	#	%	#	%	#	%	#	%	#	%	#	%	#	%
1	11	23%	4	8%	5	10%	9	19%	19	40%	0	0%	0	0%	0	0%	0	0%	48	100%
2	29	33%	11	13%	16	18%	7	8%	24	27%	0	0%	1	1%	0	0%	0	0%	88	100%
3	1	100%	0	0%	0	0%	0	0%	0	0%	0	0%	0	0%	0	0%	0	0%	1	100%
4	11	31%	2	6%	5	14%	2	6%	15	42%	0	0%	1	3%	0	0%	0	0%	36	100%
5	0	0%	0	0%	1	100%	0	0%	0	0%	0	0%	0	0%	0	0%	0	0%	1	100%
6	0	0%	0	0%	0	0%	0	0%	0	0%	0	0%	0	0%	0	0%	0	0%	0	0%
7	0	0%	0	0%	0	0%	0	0%	0	0%	0	0%	0	0%	0	0%	0	0%	0	0%
8	7	11%	9	14%	11	17%	18	28%	18	28%	0	0%	0	0%	1	2%	0	0%	64	100%
9	0	0%	0	0%	0	0%	0	0%	0	0%	0	0%	0	0%	0	0%	0	0%	0	0%
10	6	26%	1	4%	5	22%	2	9%	9	39%	0	0%	0	0%	0	0%	0	0%	23	100%
11	0	0%	0	0%	0	0%	0	0%	0	0%	0	0%	0	0%	0	0%	0	0%	0	0%
12	1	25%	0	0%	1	25%	1	25%	1	25%	0	0%	0	0%	0	0%	0	0%	4	100%
13	7	70%	0	0%	1	10%	0	0%	2	20%	0	0%	0	0%	0	0%	0	0%	10	100%
14	1	100%	0	0%	0	0%	0	0%	0	0%	0	0%	0	0%	0	0%	0	0%	1	100%
15	0	0%	0	0%	0	0%	0	0%	0	0%	0	0%	0	0%	0	0%	0	0%	0	0%
16	1	100%	0	0%	0	0%	0	0%	0	0%	0	0%	0	0%	0	0%	0	0%	1	100%
17	18	20%	16	18%	12	13%	14	16%	27	30%	1	1%	1	1%	0	0%	0	0%	89	100%
18	10	19%	5	10%	10	19%	8	15%	19	37%	0	0%	0	0%	0	0%	0	0%	52	100%
19	16	24%	1	1%	11	16%	9	13%	27	40%	0	0%	1	1%	1	1%	1	1%	67	100%
20	8	40%	4	20%	1	5%	0	0%	7	35%	0	0%	0	0%	0	0%	0	0%	20	100%
21	0	0%	4	25%	1	6%	3	19%	8	50%	0	0%	0	0%	0	0%	0	0%	16	100%
22	1	33%	0	0%	0	0%	0	0%	2	67%	0	0%	0	0%	0	0%	0	0%	3	100%
TOTAL	128	24%	57	11%	80	15%	73	14%	178	34%	1	0%	4	1%	2	0%	1	0%	524	100%

Courtesy Transfers ¹	
#	District
6	1
8	2
0	3
3	4
1	5
0	6
0	7
4	8
0	9
4	10
0	11
0	12
0	13
0	14
0	15
0	16
8	17
9	18
9	19
3	20
1	21
0	22
56	STATE

¹**Courtesy Transfers:** Beginning in FY 2008 courtesy transfers were removed from "Total Discharges" because they are accounted for within the existing discharge categories. They are reported separately to track the cases transferred between districts.

Note: Percentages may not total 100 percent because of rounding.

Table 85:
Colorado State Probation Intensive Programs
Adult Intensive Supervision Probation (AISP)
Type of Revocation
Fiscal Year 2017

DISTRICT	Revoked: New Felony		Revoked: New Misdemeanor		Revoked: Technical		Total Revocations	
	Number	%	Number	%	Number	%	Number	%
1	6	32%	3	16%	10	53%	19	100%
2	10	42%	1	4%	13	54%	24	100%
3	0	0%	0	0%	0	0%	0	0%
4	5	33%	2	13%	8	53%	15	100%
5	0	0%	0	0%	0	0%	0	0%
6	0	0%	0	0%	0	0%	0	0%
7	0	0%	0	0%	0	0%	0	0%
8	5	28%	5	28%	8	44%	18	100%
9	0	0%	0	0%	0	0%	0	0%
10	5	56%	1	11%	3	33%	9	100%
11	0	0%	0	0%	0	0%	0	0%
12	1	100%	0	0%	0	0%	1	100%
13	0	0%	0	0%	2	100%	2	100%
14	0	0%	0	0%	0	0%	0	0%
15	0	0%	0	0%	0	0%	0	0%
16	0	0%	0	0%	0	0%	0	0%
17	5	19%	5	19%	17	63%	27	100%
18	5	26%	7	37%	7	37%	19	100%
19	10	37%	7	26%	10	37%	27	100%
20	1	14%	5	71%	1	14%	7	100%
21	4	50%	1	13%	3	38%	8	100%
22	0	0%	0	0%	2	100%	2	100%
TOTAL	57	32%	37	21%	84	47%	178	100%

Key: *New Felony:* Includes revocations for a new felony offense committed while on probation supervision.
New Misdemeanor: Includes revocations for a new misdemeanor offense committed while on probation supervision.
Technical: Includes revocations for technical probation supervision violations (e.g. drug use, non-compliance).
Total Revocations: Total includes all felony, misdemeanor, and technical violations resulting in a revocation from probation

Note: Percentages may not total 100 percent because of rounding.

COLORADO PROBATION:
SEX OFFENDER INTENSIVE
SUPERVISION PROBATION
(SOISP)



Table 86:
Colorado State Probation Intensive Programs
Sex Offender Intensive Supervision Probation (SOISP)
New Clients by Order Type
Fiscal Year 2017

DISTRICT	Direct Sentence		Courtesy Transfer from other Colorado Probation Districts		Interstate Transfers to Colorado		Total New Clients	
	Number	%	Number	%	Number	%	Number	%
1	66	99%	1	1%	0	0%	67	100%
2	50	88%	7	12%	0	0%	57	100%
3	0	0%	0	0%	0	0%	0	0%
4	53	98%	1	2%	0	0%	54	100%
5	2	67%	1	33%	0	0%	3	100%
6	3	100%	0	0%	0	0%	3	100%
7	0	0%	0	0%	0	0%	0	0%
8	17	89%	1	5%	1	5%	19	100%
9	2	100%	0	0%	0	0%	2	100%
10	3	60%	1	20%	1	20%	5	100%
11	2	67%	0	0%	1	33%	3	100%
12	0	0%	1	100%	0	0%	1	100%
13	7	100%	0	0%	0	0%	7	100%
14	0	0%	0	0%	0	0%	0	0%
15	0	0%	0	0%	0	0%	0	0%
16	0	0%	0	0%	0	0%	0	0%
17	23	85%	4	15%	0	0%	27	100%
18	42	86%	5	10%	2	4%	49	100%
19	22	76%	7	24%	0	0%	29	100%
20	16	80%	4	20%	0	0%	20	100%
21	20	91%	1	5%	1	5%	22	100%
22	0	0%	0	0%	0	0%	0	0%
TOTAL	328	89%	34	9%	6	2%	368	100%

Note: Percentages may not total 100 percent because of rounding.

**Table 87:
Colorado State Probation Intensive Programs
Sex Offender Intensive Supervision Program (SOISP)
Successful/Unsuccessful Terminations
Fiscal Year 2017**

Note: Approximately one-half of the SOISP probationers are serving indeterminate sentences (minimum of 10 years). Therefore, it is important to consider terminations within the context of the active SOISP caseload. Many more probationers are being successfully supervised (1,377) on SOISP than are terminating unsuccessfully (129) as reflected below in the 6/30/2017 active caseload and termination table.

Sex Offender Intensive Supervision Program (SOISP) Active as of 6/30/2017 ¹		SUCCESSFUL TERMINATIONS		UNSUCCESSFUL TERMINATIONS				TOTAL TERMINATIONS	
DISTRICT	Number	Successful		Revoked		Absconded		TOTAL TERMINATIONS	
DISTRICT	Number	Number	%	Number	%	Number	%	Number	%
1	154	21	60%	14	40%	0	0%	35	100%
2	140	16	34%	25	53%	6	13%	47	100%
3	0	0	0%	0	0%	0	0%	0	0%
4	233	46	66%	22	31%	2	3%	70	100%
5	12	2	100%	0	0%	0	0%	2	100%
6	21	3	100%	0	0%	0	0%	3	100%
7	8	0	0%	0	0%	0	0%	0	0%
8	123	11	58%	8	42%	0	0%	19	100%
9	11	4	80%	1	20%	0	0%	5	100%
10	46	2	50%	2	50%	0	0%	4	100%
11	35	1	100%	0	0%	0	0%	1	100%
12	3	3	100%	0	0%	0	0%	3	100%
13	27	3	50%	3	50%	0	0%	6	100%
14	1	2	100%	0	0%	0	0%	2	100%
15	3	0	0%	0	0%	0	0%	0	0%
16	6	0	0%	0	0%	0	0%	0	0%
17	106	14	42%	16	48%	3	9%	33	100%
18	226	24	60%	12	30%	4	10%	40	100%
19	88	6	60%	4	40%	0	0%	10	100%
20	71	1	17%	5	83%	0	0%	6	100%
21	57	17	89%	1	5%	1	5%	19	100%
22	6	1	100%	0	0%	0	0%	1	100%
STATE	1,377	177	58%	113	37%	16	5%	306	100%

Key: *Successful Termination:* This column includes those probationers that terminated from probation while on SOISP or transitioned to regular supervision probation.
Unsuccessful Terminations: These columns include SOISP probationers who were revoked or absconded. A revocation is defined as a termination from SOISP for a technical violation, new misdemeanor, or new felony offense.
 A revocation to Community Corrections is NOT included in this section. These probationers are not included on this table as they are still under the supervision and jurisdiction of probation.
 Absconded refers to probationers who become fugitives and are no longer compliant with probation supervision.

Total Terminations: In this table only, the total terminations include: revocations, absconders and successful terminations from probation supervision. Additional types of SOISP discharges are included in Table 88.

¹Sex Offender Intensive Supervision Probation: The Non-SOISP sex offender population is included in the Regular Adult Probation Section.
 Note: Percentages may not total 100 percent because of rounding.

**Table 88:
Colorado State Probation Intensive Programs
Sex Offender Intensive Supervision Probation (SOISP)
Discharges
Fiscal Year 2017**

DISTRICT	Successful: Transfer to Regular Probation		Successful: Completed Program no longer on Probation		Absconded		Re-Sentenced to: Community Corrections		Revoked		Deported		Death		Administrative Closure		Transfer to Another Specialized Program		Total Discharges	
	Number	%	Number	%	Number	%	Number	%	Number	%	#	%	#	%	Number	%	Number	%	Number	%
1	9	19%	12	25%	0	0%	10	21%	14	29%	1	2%	2	4%	0	0%	0	0%	48	100%
2	8	16%	8	16%	6	12%	2	4%	25	50%	1	2%	0	0%	0	0%	0	0%	50	100%
3	0	0%	0	0%	0	0%	0	0%	0	0%	0	0%	0	0%	0	0%	0	0%	0	0%
4	38	53%	8	11%	2	3%	1	1%	22	31%	0	0%	1	1%	0	0%	0	0%	72	100%
5	1	33%	1	33%	0	0%	1	33%	0	0%	0	0%	0	0%	0	0%	0	0%	3	100%
6	2	67%	1	33%	0	0%	0	0%	0	0%	0	0%	0	0%	0	0%	0	0%	3	100%
7	0	0%	0	0%	0	0%	0	0%	0	0%	0	0%	0	0%	0	0%	0	0%	0	0%
8	8	35%	3	13%	0	0%	2	9%	8	35%	0	0%	2	9%	0	0%	0	0%	23	100%
9	4	80%	0	0%	0	0%	0	0%	1	20%	0	0%	0	0%	0	0%	0	0%	5	100%
10	0	0%	2	50%	0	0%	0	0%	2	50%	0	0%	0	0%	0	0%	0	0%	4	100%
11	0	0%	1	100%	0	0%	0	0%	0	0%	0	0%	0	0%	0	0%	0	0%	1	100%
12	3	100%	0	0%	0	0%	0	0%	0	0%	0	0%	0	0%	0	0%	0	0%	3	100%
13	3	33%	0	0%	0	0%	3	33%	3	33%	0	0%	0	0%	0	0%	0	0%	9	100%
14	0	0%	2	100%	0	0%	0	0%	0	0%	0	0%	0	0%	0	0%	0	0%	2	100%
15	0	0%	0	0%	0	0%	0	0%	0	0%	0	0%	0	0%	0	0%	0	0%	0	0%
16	0	0%	0	0%	0	0%	0	0%	0	0%	0	0%	0	0%	0	0%	0	0%	0	0%
17	4	11%	10	27%	3	8%	2	5%	16	43%	2	5%	0	0%	0	0%	0	0%	37	100%
18	9	20%	15	33%	4	9%	4	9%	12	26%	1	2%	1	2%	0	0%	0	0%	46	100%
19	2	15%	4	31%	0	0%	3	23%	4	31%	0	0%	0	0%	0	0%	0	0%	13	100%
20	1	17%	0	0%	0	0%	0	0%	5	83%	0	0%	0	0%	0	0%	0	0%	6	100%
21	15	75%	2	10%	1	5%	1	5%	1	5%	0	0%	0	0%	0	0%	0	0%	20	100%
22	0	0%	1	100%	0	0%	0	0%	0	0%	0	0%	0	0%	0	0%	0	0%	1	100%
TOTAL	107	31%	70	20%	16	5%	29	8%	113	33%	5	1%	6	2%	0	0%	0	0%	346	100%

Courtesy Transfers ¹	
Number	DISTRICT
3	1
1	2
0	3
1	4
1	5
0	6
0	7
1	8
0	9
0	10
0	11
0	12
2	13
0	14
0	15
0	16
0	17
1	18
0	19
0	20
0	21
0	22
10	TOTAL

¹**Courtesy Transfers:** Beginning in FY 2008 courtesy transfers were removed from "Total Discharges" because they are accounted for within the existing discharge categories. These numbers are reported separately to track the cases transferred between districts.

Note: Percentages may not total 100 percent because of rounding.

Table 89:
Colorado State Probation Intensive Programs
Sex Offender Intensive Supervision Probation (SOISP)
Type of Revocation
Fiscal Year 2017

DISTRICT	Revoked: New Felony		Revoked: New Misdemeanor		Revoked: Technical		Total Revocations	
	Number	%	Number	%	Number	%	Number	%
1	0	0%	1	7%	13	93%	14	100%
2	1	4%	1	4%	23	92%	25	100%
3	0	0%	0	0%	0	0%	0	0%
4	1	5%	3	14%	18	82%	22	100%
5	0	0%	0	0%	0	0%	0	0%
6	0	0%	0	0%	0	0%	0	0%
7	0	0%	0	0%	0	0%	0	0%
8	2	25%	0	0%	6	75%	8	100%
9	0	0%	0	0%	1	100%	1	100%
10	0	0%	0	0%	2	100%	2	100%
11	0	0%	0	0%	0	0%	0	0%
12	0	0%	0	0%	0	0%	0	0%
13	1	33%	0	0%	2	67%	3	100%
14	0	0%	0	0%	0	0%	0	0%
15	0	0%	0	0%	0	0%	0	0%
16	0	0%	0	0%	0	0%	0	0%
17	1	6%	1	6%	14	88%	16	100%
18	2	17%	0	0%	10	83%	12	100%
19	1	25%	0	0%	3	75%	4	100%
20	0	0%	1	20%	4	80%	5	100%
21	0	0%	0	0%	1	100%	1	100%
22	0	0%	0	0%	0	0%	0	0%
TOTAL	9	8%	7	6%	97	86%	113	100%

Key: *New Felony:* Includes revocations for a new felony offense committed while on probation supervision.
New Misdemeanor: Includes revocations for a new misdemeanor offense committed while on probation supervision.
Technical: Includes revocations for technical probation supervision violations (e.g. drug use, non-compliance).
Total Revocations: Total includes all felony, misdemeanor, and technical violations resulting in a revocation from □ probation.

Note: Percentages may not total 100 percent because of rounding.

COLORADO PROBATION:
FEMALE OFFENDER
PROGRAM (FOP)



Table 90:
Colorado State Probation Intensive Programs
Female Offender Program (FOP)
New Clients by Order Type
Fiscal Year 2017

DISTRICT	Probation		Courtesy Transfer from other Colorado Probation Districts		Interstate Transfers to Colorado		Total New Clients	
	Number	%	Number	%	Number	%	Number	%
1	24	89%	3	11%	0	0%	27	100%
2	24	96%	1	4%	0	0%	25	100%
3	0	0%	0	0%	0	0%	0	0%
4	24	89%	3	11%	0	0%	27	100%
5	8	100%	0	0%	0	0%	8	100%
6	0	0%	0	0%	0	0%	0	0%
7	0	0%	0	0%	0	0%	0	0%
8	6	86%	1	14%	0	0%	7	100%
9	2	100%	0	0%	0	0%	2	100%
10	24	92%	2	8%	0	0%	26	100%
11	0	0%	0	0%	0	0%	0	0%
12	0	0%	0	0%	0	0%	0	0%
13	7	78%	1	11%	1	11%	9	100%
14	0	0%	0	0%	0	0%	0	0%
15	0	0%	0	0%	0	0%	0	0%
16	0	0%	0	0%	0	0%	0	0%
17	54	96%	1	2%	1	2%	56	100%
18	16	80%	4	20%	0	0%	20	100%
19	28	97%	1	3%	0	0%	29	100%
20	15	94%	1	6%	0	0%	16	100%
21	17	100%	0	0%	0	0%	17	100%
22	0	0%	0	0%	0	0%	0	0%
TOTAL	249	93%	18	7%	2	1%	269	100%

Note: Percentages may not total 100 percent because of rounding.

**Table 91:
Colorado State Probation Intensive Programs
Female Offender Program (FOP)
Successful/Unsuccessful Terminations
Fiscal Year 2017**

TYPE:	SUCCESSFUL TERMINATIONS		UNSUCCESSFUL TERMINATIONS				TOTAL TERMINATIONS	
	Successful		Revoked		Absconded			
DISTRICT	Number	%	Number	%	Number	%	Number	%
1	24	59%	17	41%	0	0%	41	100%
2	10	48%	5	24%	6	29%	21	100%
3	0	0%	0	0%	0	0%	0	0%
4	9	41%	9	41%	4	18%	22	100%
5	5	83%	1	17%	0	0%	6	100%
6	0	0%	0	0%	0	0%	0	0%
7	0	0%	0	0%	0	0%	0	0%
8	0	0%	0	0%	0	0%	0	0%
9	0	0%	0	0%	0	0%	0	0%
10	12	52%	5	22%	6	26%	23	100%
11	0	0%	0	0%	0	0%	0	0%
12	0	0%	0	0%	0	0%	0	0%
13	3	60%	1	20%	1	20%	5	100%
14	0	0%	0	0%	0	0%	0	0%
15	0	0%	0	0%	0	0%	0	0%
16	0	0%	0	0%	0	0%	0	0%
17	26	54%	12	25%	10	21%	48	100%
18	10	59%	4	24%	3	18%	17	100%
19	6	38%	10	63%	0	0%	16	100%
20	7	54%	5	38%	1	8%	13	100%
21	8	62%	3	23%	2	15%	13	100%
22	0	0%	0	0%	0	0%	0	0%
STATE	120	53%	72	32%	33	15%	225	100%

Key:

Successful Terminations: This column includes those probationers that have terminated from FOP and probation or transitioned to regular supervision probation.

Unsuccessful Terminations: These columns include FOP probationers who were revoked or absconded. A revocation is defined as a termination from FOP for a technical violation, new misdemeanor, or new felony offense. A revocation to Community Corrections is NOT included in this section because these probationers are still under the supervision and jurisdiction of probation. Absconded refers to probationers who become fugitives and are no longer compliant with probation supervision.

Total Terminations: This table includes: revocations, absconders and successful terminations from probation supervision. Additional types of FOP discharges are included in Table 92.

Note: Percentages may not total 100 percent because of rounding.

**Table 92:
Colorado State Probation Intensive Programs
Female Offender Program (FOP)
Discharges
Fiscal Year 2017**

DISTRICT	Successful: Transfer to Regular Probation		Successful: Completed Program no longer on Probation		Absconded		Re-Sentenced to Community Corrections		Revoked		Deported		Death		Administrative Closure		Transfer to Another Specialized Program		Total Discharges		Courtesy Transfers ¹	
	Number	%	Number	%	Number	%	Number	%	Number	%	#	%	#	%	Number	%	Number	%	Number	%	#	DISTRICT
1	12	29%	12	29%	0	0%	1	2%	17	40%	0	0%	0	0%	0	0%	0	0%	42	100%	4	1
2	6	22%	4	15%	6	22%	4	15%	5	19%	0	0%	2	7%	0	0%	0	0%	27	100%	3	2
3	0	0%	0	0%	0	0%	0	0%	0	0%	0	0%	0	0%	0	0%	0	0%	0	0%	0	3
4	8	30%	1	4%	4	15%	4	15%	9	33%	0	0%	1	4%	0	0%	0	0%	27	100%	3	4
5	2	29%	3	43%	0	0%	0	0%	1	14%	0	0%	0	0%	1	14%	0	0%	7	100%	0	5
6	0	0%	0	0%	0	0%	0	0%	0	0%	0	0%	0	0%	0	0%	0	0%	0	0%	0	6
7	0	0%	0	0%	0	0%	0	0%	0	0%	0	0%	0	0%	0	0%	0	0%	0	0%	0	7
8	0	0%	0	0%	0	0%	0	0%	0	0%	0	0%	0	0%	0	0%	0	0%	0	0%	0	8
9	0	0%	0	0%	0	0%	0	0%	0	0%	0	0%	0	0%	0	0%	0	0%	0	0%	0	9
10	11	44%	1	4%	6	24%	2	8%	5	20%	0	0%	0	0%	0	0%	0	0%	25	100%	3	10
11	0	0%	0	0%	0	0%	0	0%	0	0%	0	0%	0	0%	0	0%	0	0%	0	0%	0	11
12	0	0%	0	0%	0	0%	0	0%	0	0%	0	0%	0	0%	0	0%	0	0%	0	0%	0	12
13	3	50%	0	0%	1	17%	1	17%	1	17%	0	0%	0	0%	0	0%	0	0%	6	100%	1	13
14	0	0%	0	0%	0	0%	0	0%	0	0%	0	0%	0	0%	0	0%	0	0%	0	0%	0	14
15	0	0%	0	0%	0	0%	0	0%	0	0%	0	0%	0	0%	0	0%	0	0%	0	0%	0	15
16	0	0%	0	0%	0	0%	0	0%	0	0%	0	0%	0	0%	0	0%	0	0%	0	0%	0	16
17	18	27%	8	12%	10	15%	14	21%	12	18%	1	2%	1	2%	1	2%	1	2%	66	100%	5	17
18	10	59%	0	0%	3	18%	0	0%	4	24%	0	0%	0	0%	0	0%	0	0%	17	100%	0	18
19	5	21%	1	4%	0	0%	7	29%	10	42%	0	0%	0	0%	0	0%	1	4%	24	100%	1	19
20	4	31%	3	23%	1	8%	0	0%	5	38%	0	0%	0	0%	0	0%	0	0%	13	100%	0	20
21	6	35%	2	12%	2	12%	4	24%	3	18%	0	0%	0	0%	0	0%	0	0%	17	100%	0	21
22	0	0%	0	0%	0	0%	0	0%	0	0%	0	0%	0	0%	0	0%	0	0%	0	0%	0	22
TOTAL	85	31%	35	13%	33	12%	37	14%	72	27%	1	0%	4	1%	2	1%	2	1%	271	100%	20	TOTAL

¹**Courtesy Transfers:** Beginning in FY 2008 courtesy transfers were removed from "Total Discharges" because they are accounted for within the existing discharge categories. They are reported separately to track the cases transferred between districts.

Note: Percentages may not total 100 percent because of rounding.

**Table 93:
Colorado State Probation Intensive Programs
Female Offender Program (FOP)
Type of Revocation
Fiscal Year 2017**

DISTRICT	Revoked: New Felony		Revoked: New Misdemeanor		Revoked: Technical		Total Revocations	
	Number	%	Number	%	Number	%	Number	%
1	3	18%	3	18%	11	65%	17	100%
2	1	20%	0	0%	4	80%	5	100%
3	0	0%	0	0%	0	0%	0	0%
4	3	33%	0	0%	6	67%	9	100%
5	0	0%	0	0%	1	100%	1	100%
6	0	0%	0	0%	0	0%	0	0%
7	0	0%	0	0%	0	0%	0	0%
8	0	0%	0	0%	0	0%	0	0%
9	0	0%	0	0%	0	0%	0	0%
10	0	0%	1	20%	4	80%	5	100%
11	0	0%	0	0%	0	0%	0	0%
12	0	0%	0	0%	0	0%	0	0%
13	0	0%	0	0%	1	100%	1	100%
14	0	0%	0	0%	0	0%	0	0%
15	0	0%	0	0%	0	0%	0	0%
16	0	0%	0	0%	0	0%	0	0%
17	6	50%	1	8%	5	42%	12	100%
18	0	0%	1	25%	3	75%	4	100%
19	3	30%	1	10%	6	60%	10	100%
20	0	0%	1	20%	4	80%	5	100%
21	0	0%	0	0%	3	100%	3	100%
22	0	0%	0	0%	0	0%	0	0%
TOTAL	16	22%	8	11%	48	67%	72	100%

Key:
New Felony: Includes revocations for a new felony offense committed while on probation supervision.
New Misdemeanor: Includes revocations for a new misdemeanor offense committed while on probation supervision.
Technical: Includes revocations for technical probation supervision violations (e.g. drug use, non-compliance).
Total Revocations: Total includes all felony, misdemeanor, and technical violations resulting in a revocation from probation.

Note: Percentages may not total 100 percent because of rounding.

COLORADO PROBATION:
JUVENILE INTENSIVE
SUPERVISION PROBATION
(JISP)



Table 94:
Colorado State Probation Intensive Programs
Juvenile Intensive Supervision Probation (JISP)
New Clients by Order Type
Fiscal Year 2017

DISTRICT	Direct Sentence		Transfer from Regular Probation		Change of Venue		Interstate Transfer to Colorado		Total New Clients	
	Number	%	Number	%	Number	%	Number	%	Number	%
1	12	55%	10	45%	0	0%	0	0%	22	100%
2J	28	67%	14	33%	0	0%	0	0%	42	100%
3	0	0%	1	100%	0	0%	0	0%	1	100%
4	12	39%	19	61%	0	0%	0	0%	31	100%
5	0	0%	0	0%	0	0%	0	0%	0	0%
6	0	0%	0	0%	0	0%	0	0%	0	0%
7	0	0%	0	0%	0	0%	0	0%	0	0%
8	0	0%	1	100%	0	0%	0	0%	1	100%
9	0	0%	0	0%	0	0%	0	0%	0	0%
10	0	0%	0	0%	0	0%	0	0%	0	0%
11	0	0%	0	0%	0	0%	0	0%	0	0%
12	0	0%	0	0%	0	0%	0	0%	0	0%
13	0	0%	2	100%	0	0%	0	0%	2	100%
14	1	100%	0	0%	0	0%	0	0%	1	100%
15	0	0%	0	0%	0	0%	0	0%	0	0%
16	0	0%	0	0%	0	0%	0	0%	0	0%
17	21	60%	14	40%	0	0%	0	0%	35	100%
18	7	29%	17	71%	0	0%	0	0%	24	100%
19	2	33%	4	67%	0	0%	0	0%	6	100%
20	0	0%	0	0%	0	0%	0	0%	0	0%
21	0	0%	0	0%	0	0%	0	0%	0	0%
22	0	0%	0	0%	0	0%	0	0%	0	0%
TOTAL	83	50%	82	50%	0	0%	0	0%	165	100%

Note: Percentages may not total 100 percent because of rounding.

Table 95:
Colorado State Probation Intensive Programs
Juvenile Intensive Supervision Probation (JISP)
Successful/Unsuccessful Terminations
Fiscal Year 2017

TYPE:	SUCCESSFUL TERMINATIONS		UNSUCCESSFUL TERMINATIONS				TOTAL TERMINATIONS	
	Successful		Revoked		Absconded			
DISTRICT	Number	%	Number	%	Number	%	Number	%
1	8	42%	10	53%	1	5%	19	100%
2J	10	48%	10	48%	1	5%	21	100%
3	0	0%	1	100%	0	0%	1	100%
4	10	36%	15	54%	3	11%	28	100%
5	0	0%	0	0%	0	0%	0	0%
6	0	0%	0	0%	0	0%	0	0%
7	0	0%	0	0%	0	0%	0	0%
8	7	58%	5	42%	0	0%	12	100%
9	0	0%	0	0%	0	0%	0	0%
10	0	0%	0	0%	0	0%	0	0%
11	0	0%	0	0%	0	0%	0	0%
12	0	0%	0	0%	0	0%	0	0%
13	1	50%	1	50%	0	0%	2	100%
14	0	0%	0	0%	0	0%	0	0%
15	0	0%	0	0%	0	0%	0	0%
16	0	0%	0	0%	0	0%	0	0%
17	21	48%	20	45%	3	7%	44	100%
18	11	50%	10	45%	1	5%	22	100%
19	2	22%	7	78%	0	0%	9	100%
20	2	100%	0	0%	0	0%	2	100%
21	1	100%	0	0%	0	0%	1	100%
22	1	100%	0	0%	0	0%	1	100%
STATE	74	46%	79	49%	9	6%	162	100%

Key: *Successful Terminations*: This column includes those probationers that have terminated from JISP and probation or transitioned to regular supervision probation.

Unsuccessful Terminations: This column includes JISP probationers who were revoked or absconded. A revocation is defined as a termination from JISP for a technical violation, new misdemeanor, or new felony offense. Absconded refers to probationers who become fugitives and are no longer compliant with probation supervision.

Total Terminations: This table includes: successful, revocations and absconders from probation supervision. Additional types of JISP discharges are included in Table 96.

Note: Percentages may not total 100 percent because of rounding.

**Table 96:
Colorado State Probation Intensive Programs
Juvenile Intensive Supervision Probation (JISP)
Discharges
Fiscal Year 2017**

DISTRICT	Successful: Transfer to Regular Probation		Successful: Completed Program no longer on Probation		Absconded		Re-Sentenced to Community Corrections		Revoked		Deported		Death		Administrative Closure		Transfer to Another Specialized Program		Total Discharges		Change of Venue ¹	
	#	%	#	%	#	%	#	%	#	%	#	%	#	%	#	%	#	%	#	%	#	DISTRICT
1	5	26%	3	16%	1	5%	0	0%	10	53%	0	0%	0	0%	0	0%	0	0%	19	100%	3	1
2J	4	19%	6	29%	1	5%	0	0%	10	48%	0	0%	0	0%	0	0%	0	0%	21	100%	13	2J
3	0	0%	0	0%	0	0%	0	0%	1	100%	0	0%	0	0%	0	0%	0	0%	1	100%	0	3
4	10	36%	0	0%	3	11%	0	0%	15	54%	0	0%	0	0%	0	0%	0	0%	28	100%	0	4
5	0	0%	0	0%	0	0%	0	0%	0	0%	0	0%	0	0%	0	0%	0	0%	0	0%	0	5
6	0	0%	0	0%	0	0%	0	0%	0	0%	0	0%	0	0%	0	0%	0	0%	0	0%	0	6
7	0	0%	0	0%	0	0%	0	0%	0	0%	0	0%	0	0%	0	0%	0	0%	0	0%	0	7
8	0	0%	7	58%	0	0%	0	0%	5	42%	0	0%	0	0%	0	0%	0	0%	12	100%	0	8
9	0	0%	0	0%	0	0%	0	0%	0	0%	0	0%	0	0%	0	0%	0	0%	0	0%	0	9
10	0	0%	0	0%	0	0%	0	0%	0	0%	0	0%	0	0%	0	0%	0	0%	0	0%	0	10
11	0	0%	0	0%	0	0%	0	0%	0	0%	0	0%	0	0%	0	0%	0	0%	0	0%	0	11
12	0	0%	0	0%	0	0%	0	0%	0	0%	0	0%	0	0%	0	0%	0	0%	0	0%	0	12
13	1	50%	0	0%	0	0%	0	0%	1	50%	0	0%	0	0%	0	0%	0	0%	2	100%	0	13
14	0	0%	0	0%	0	0%	0	0%	0	0%	0	0%	0	0%	0	0%	0	0%	0	0%	0	14
15	0	0%	0	0%	0	0%	0	0%	0	0%	0	0%	0	0%	0	0%	0	0%	0	0%	0	15
16	0	0%	0	0%	0	0%	0	0%	0	0%	0	0%	0	0%	0	0%	0	0%	0	0%	0	16
17	20	45%	1	2%	3	7%	0	0%	20	45%	0	0%	0	0%	0	0%	0	0%	44	100%	8	17
18	10	45%	1	5%	1	5%	0	0%	10	45%	0	0%	0	0%	0	0%	0	0%	22	100%	5	18
19	2	22%	0	0%	0	0%	0	0%	7	78%	0	0%	0	0%	0	0%	0	0%	9	100%	1	19
20	0	0%	2	100%	0	0%	0	0%	0	0%	0	0%	0	0%	0	0%	0	0%	2	100%	0	20
21	1	100%	0	0%	0	0%	0	0%	0	0%	0	0%	0	0%	0	0%	0	0%	1	100%	0	21
22	0	0%	1	100%	0	0%	0	0%	0	0%	0	0%	0	0%	0	0%	0	0%	1	100%	0	22
TOTAL	53	33%	21	13%	9	6%	0	0%	79	49%	0	0%	0	0%	0	0%	0	0%	162	100%	30	TOTAL

¹**Change of Venue:** Beginning in FY 2008 change of venue cases were removed from "Total Discharges" as they are accounted for within the existing closure categories. These numbers are reported separately to track the number of change of venue cases between courts and probation.

Note: Percentages may not total 100 percent because of rounding.

Table 97:
Colorado State Probation Intensive Programs
Juvenile Intensive Supervision Probation (JISP)
Type of Revocation
Fiscal Year 2017

DISTRICT	Revoked: New Felony		Revoked: New Misdemeanor		Revoked: Technical		Total Revocations	
	Number	%	Number	%	Number	%	Number	%
1	0	0%	0	0%	10	100%	10	100%
2J	4	40%	0	0%	6	60%	10	100%
3	0	0%	0	0%	1	100%	1	100%
4	7	47%	2	13%	6	40%	15	100%
5	0	0%	0	0%	0	0%	0	0%
6	0	0%	0	0%	0	0%	0	0%
7	0	0%	0	0%	0	0%	0	0%
8	1	20%	1	20%	3	60%	5	100%
9	0	0%	0	0%	0	0%	0	0%
10	0	0%	0	0%	0	0%	0	0%
11	0	0%	0	0%	0	0%	0	0%
12	0	0%	0	0%	0	0%	0	0%
13	0	0%	0	0%	1	100%	1	100%
14	0	0%	0	0%	0	0%	0	0%
15	0	0%	0	0%	0	0%	0	0%
16	0	0%	0	0%	0	0%	0	0%
17	8	40%	4	20%	8	40%	20	100%
18	5	50%	3	30%	2	20%	10	100%
19	1	14%	0	0%	6	86%	7	100%
20	0	0%	0	0%	0	0%	0	0%
21	0	0%	0	0%	0	0%	0	0%
22	0	0%	0	0%	0	0%	0	0%
TOTAL	26	33%	10	13%	43	54%	79	100%

Key: *New Felony:* Includes revocations for a new felony offense committed while on probation supervision.
New Misdemeanor: Includes revocations for a new misdemeanor offense committed while on probation supervision.
Technical: Includes revocations for technical probation supervision violations (e.g. drug use, non-compliance).
Total Revocations: Total includes all felony, misdemeanor, and technical violations resulting in a revocation from probation.

Note: Percentages may not total 100 percent because of rounding.

COLORADO PROBATION: INTENSIVE PROGRAMS SUMMARY



**Table 98:
Colorado State Probation Intensive Programs
Active Client Summary on June 30, 2017
Fiscal Year 2017**

DISTRICT	Adult Intensive Supervision Probation (AISP)		Sex Offender Intensive Supervision Probation (SOISP) ¹		Female Offender Program (FOP)		Juvenile Intensive Supervision Probation (JISP) ²		TOTAL ACTIVE CLIENTS	
	Number	%	Number	%	Number	%	Number	%	Number	%
1	84	26%	154	47%	71	22%	19	6%	328	100%
2A ³	134	45%	140	47%	22	7%			296	100%
2J ⁴							48	100%	48	100%
3	1	50%	0	0%	0	0%	1	50%	2	100%
4	41	12%	233	70%	29	9%	28	8%	331	100%
5	3	12%	12	48%	10	40%	0	0%	25	100%
6	0	0%	21	100%	0	0%	0	0%	21	100%
7	0	0%	8	100%	0	0%	0	0%	8	100%
8	76	36%	123	57%	9	4%	6	3%	214	100%
9	1	6%	11	65%	5	29%	0	0%	17	100%
10	44	36%	46	38%	31	25%	1	1%	122	100%
11	0	0%	35	100%	0	0%	0	0%	35	100%
12	6	67%	3	33%	0	0%	0	0%	9	100%
13	4	9%	27	59%	11	24%	4	9%	46	100%
14	6	75%	1	13%	0	0%	1	13%	8	100%
15	0	0%	3	100%	0	0%	0	0%	3	100%
16	6	50%	6	50%	0	0%	0	0%	12	100%
17	115	36%	106	34%	62	20%	33	10%	316	100%
18	98	26%	226	61%	23	6%	23	6%	370	100%
19	68	35%	88	46%	30	16%	6	3%	192	100%
20	24	20%	71	59%	26	21%	0	0%	121	100%
21	21	21%	57	56%	23	23%	0	0%	101	100%
22	1	13%	6	75%	0	0%	1	13%	8	100%
TOTAL	733	28%	1,377	52%	352	13%	171	6%	2,633	100%

¹Sex Offender Intensive Supervision Probation: The Non-SOISP sex offender population is included in the Regular Adult Probation Tables.

²Juvenile Intensive Supervision Probation: This number may include sex offenders that have been sentenced to JISP.

³2A: Denver Adult Probation. This is the only district with just adult probationers.

⁴2J: Denver Juvenile Probation. This is the only district with just juvenile probationers.

Note: Percentages may not total 100 percent because of rounding.

COLORADO PROBATION: VICTIM SERVICES



**Table 99:
Colorado Probation
Summary of Victim Services¹
Fiscal Year 2013 to Fiscal Year 2017**

	FY 2013	FY 2014	FY 2015	FY 2016	FY 2017
VICTIM SERVICES²					
Initial Notifications Sent	17,464	15,735	15,757	16,920	17,832
Notification Requests Returned	2,806	2,846	2,989	2,992	2,869
Percent of Victims Requesting Notification	16%	18%	19%	18%	16%
VICTIM NOTIFICATION OF CRITICAL PROBATION EVENTS³					
Date of Probation Termination	2,183	2,565	2,685	2,351	2,456
Early Termination Requests	370	388	413	470	539
Probation Revocation Hearing/Disposition	6,325	6,668	6,475	5,997	6,905
Probation Violation Increase in Supervision (DV only)				903	437
Modification of Probation Sentence/Supervision	942	691	879	723	585
Change of Venue/Transfer of Jurisdiction	618	636	544	542	597
Abscond/Warrant	2,831	2,191	1,757	2,029	2,606
Death of a Probationer	50	41	48	59	45
TOTAL NOTIFICATIONS	13,319	13,180	12,801	13,074	14,170

¹**Summary of Colorado Probation Victim Services:** Beginning in FY 2008 the information included in this chart reflects only activities that are statutorily required. In previous years additional courtesy notification events were reported; these were "Change of Probation Officer and Supervision Location" and "Hearing Other than Revocation". Prior to FY 2007 the VRA stated that probation had to notify victims of domestic violence of "any violation of probation". In the 2006 legislative session, this requirement was repealed and the following provision for notification was enacted: "concerning domestic violence cases, any conduct by the probationer that results in an increase in supervision level by the probation department". In FY 2016 the probation departments began coding this critical stage in "Probation Violation Increase in Supervision (DV only)".

²**VICTIM SERVICES:** These notifications are done by state probation and private probation providers.

³**VICTIM NOTIFICATION OF CRITICAL PROBATION EVENTS:** These numbers include all of the statutorily (§24-4.1-303 (13.5) (a) C.R.S) required notifications of the critical stages of probation supervision. These notifications are done by state probation and private probation providers.

**Table 100:
Colorado Probation
Victims Services¹
Notifications for Fiscal Year 2017**

District	Initial Notification Sent	Notification Requests Returned	Percent of Victims Requesting Notification
1	1,942	462	24%
2A	1,527	155	10%
2J	52	1	2%
3	69	46	67%
4	2,949	223	8%
5	559	3	1%
6	229	14	6%
7	556	50	9%
8	1,081	290	27%
9	209	17	8%
10	826	103	12%
11	419	54	13%
12	250	18	7%
13	497	91	18%
14	243	18	7%
15	117	8	7%
16	190	1	1%
17	2,177	732	34%
18	547	228	42%
19	1,425	87	6%
20	1,287	189	15%
21	469	45	10%
22	212	34	16%
STATE	17,832	2,869	16%

¹ **VICTIM SERVICES:** These notifications are done by state probation and private probation providers.

**Table 101:
Colorado Probation
Victim Services¹
Notification of Critical Probation Event²
Fiscal Year 2017**

District	Date of Probation Termination	Early Termination Requests	Probation Revocation Hearing/Disposition	Probation Violation Increase in Supervision (DV only)	Modification of Probation Sentence/Supervision	Change of Venue/Transfer of Jurisdiction	Abscond/Warrant	Death of a Probationer	TOTAL NOTIFICATIONS
1	430	88	1,066	44	46	113	302	6	2,095
2A	88	9	290	22	25	36	260	3	733
2J	0	0	0	0	0	6	0	0	6
3	19	1	23	33	5	6	27	0	114
4	120	6	126	6	7	51	51	1	368
5	8	5	5	0	0	15	4	0	37
6	22	8	23	3	5	25	7	0	93
7	26	14	63	7	2	25	9	0	146
8	239	35	1,012	5	58	93	938	12	2,392
9	21	6	12	0	4	24	4	0	71
10	102	42	162	3	41	88	74	1	513
11	43	0	209	4	9	68	28	3	364
12	11	3	10	9	2	7	7	0	49
13	69	10	363	0	2	70	82	0	596
14	15	0	24	5	4	10	13	0	71
15	7	4	5	0	5	0	0	0	21
16	9	1	21	1	4	2	4	0	42
17	486	27	1,037	27	174	89	373	2	2,215
18	270	55	1,052	23	81	131	150	11	1,773
19	226	11	881	141	41	75	163	4	1,542
20	175	193	283	96	32	54	57	2	892
21	58	15	137	4	24	27	29	0	294
22	12	6	101	4	14	24	24	0	185
STATE	2,456	539	6,905	437	585	1,039	2,606	45	14,612

¹**Summary of Colorado Probation Victim Services:** Beginning in FY 2008 the information included in this chart reflects only activities that are statutorily required. In previous years additional courtesy notification events were reported; these were "Change of Probation Officer and Supervision Location" and "Hearing Other than Revocation". Prior to FY 2007 the VRA stated that probation had to notify victims of domestic violence of "any violation of probation". In the 2006 legislative session, this requirement was repealed and the following provision for notification was enacted: "concerning domestic violence cases, any conduct by the probationers that results in an increase in supervision level by the probation department". In FY 2016 the probation departments began coding this critical stage in "Probation Violation Increase in Supervision (DV only)".

²**VICTIM NOTIFICATION OF CRITICAL PROBATION EVENTS:** These numbers include all of the statutorily (§24-4.1-303 (13.5) (a) C.R.S) required notifications of the critical stages of probation supervision. These notifications are done by state probation and private probation providers.

COLORADO PROBATION:
ALCOHOL AND DRUG
DRIVING SAFETY PROGRAM
(ADDS)



**Table 102:
Colorado State Probation
Alcohol and Drug Driving Safety Program (ADDS)
New State DUI/DWAI Monitored Clients
Fiscal Year 2017**

DISTRICT	Monitoring Sentence (Alcohol Evaluation completed pre- sentence)		Monitoring Sentence (Alcohol Evaluation completed post- sentence)		Monitoring Sentence Revoked and Reinstated		Monitoring Deferred Sentence		TOTAL Monitoring	
	Number	%	Number	%	Number	%	Number	%	Number	%
1	0	0%	0	0%	0	0%	0	0%	0	0%
2 ¹	0	0%	0	0%	0	0%	0	0%	0	0%
3	10	67%	0	0%	0	0%	5	33%	15	100%
4	36	67%	3	6%	5	9%	10	19%	54	100%
5	21	5%	370	94%	1	0%	0	0%	392	100%
6	1	0%	145	57%	0	0%	107	42%	253	100%
7	63	16%	320	79%	14	3%	7	2%	404	100%
8	0	0%	0	0%	1	100%	0	0%	1	100%
9	27	7%	362	91%	1	0%	7	2%	397	100%
10	0	0%	0	0%	0	0%	0	0%	0	0%
11	0	0%	0	0%	5	100%	0	0%	5	100%
12	0	0%	0	0%	0	0%	0	0%	0	0%
13	1	25%	2	50%	1	25%	0	0%	4	100%
14	103	52%	76	39%	7	4%	11	6%	197	100%
15	2	5%	30	73%	0	0%	9	22%	41	100%
16	21	75%	2	7%	0	0%	5	18%	28	100%
17	0	0%	0	0%	0	0%	0	0%	0	0%
18	0	0%	0	0%	0	0%	0	0%	0	0%
19	0	0%	0	0%	3	100%	0	0%	3	100%
20	0	0%	0	0%	0	0%	0	0%	0	0%
21	33	13%	221	87%	0	0%	0	0%	254	100%
22	1	3%	0	0%	0	0%	31	97%	32	100%
STATE	319	15%	1,531	74%	38	2%	192	9%	2,080	100%

Note: Percentages may not total 100 percent because of rounding.

¹In the 2nd Judicial District, DUI/DWAI cases are filed in Denver County Court rather than District Court, which is not part of the State Court data system.

Table 103:
Colorado State Probation
Alcohol and Drug Driving Safety Program (ADDS)
New State DUI/DWAI Monitored Clients by Gender
Fiscal Year 2017

TYPE: DISTRICT	Female		Male		Unknown		TOTAL NEW CLIENTS	
	Number	%	Number	%	Number	%	Number	%
1	0	0%	0	0%	0	0%	0	0%
2 ¹	0	0%	0	0%	0	0%	0	0%
3	2	13%	13	87%	0	0%	15	100%
4	13	24%	41	76%	0	0%	54	100%
5	99	25%	293	75%	0	0%	392	100%
6	87	34%	166	66%	0	0%	253	100%
7	142	35%	262	65%	0	0%	404	100%
8	0	0%	1	100%	0	0%	1	100%
9	100	25%	297	75%	0	0%	397	100%
10	0	0%	0	0%	0	0%	0	0%
11	2	40%	3	60%	0	0%	5	100%
12	0	0%	0	0%	0	0%	0	0%
13	1	25%	3	75%	0	0%	4	100%
14	47	24%	150	76%	0	0%	197	100%
15	12	29%	29	71%	0	0%	41	100%
16	8	29%	20	71%	0	0%	28	100%
17	0	0%	0	0%	0	0%	0	0%
18	0	0%	0	0%	0	0%	0	0%
19	0	0%	3	100%	0	0%	3	100%
20	0	0%	0	0%	0	0%	0	0%
21	81	32%	173	68%	0	0%	254	100%
22	8	25%	24	75%	0	0%	32	100%
STATE	602	29%	1,478	71%	0	0%	2,080	100%

Note: Percentages may not total 100 percent because of rounding.

¹In the 2nd Judicial District, DUI/DWAI cases are filed in Denver County Court rather than District Court, which is not part of the State Court data system.

Table 104:
Colorado State Probation
Alcohol and Drug Driving Safety Program (ADDS)
New State DUI/DWAI Monitored Clients by Ethnic Group¹
Fiscal Year 2017

TYPE: DISTRICT	Caucasian		African American		Asian		Hispanic		Native American		Other		TOTAL NEW CLIENTS	
	Number	%	Number	%	Number	%	Number	%	Number	%	Number	%	Number	%
1	0	0%	0	0%	0	0%	0	0%	0	0%	0	0%	0	0%
2 ²	0	0%	0	0%	0	0%	0	0%	0	0%	0	0%	0	0%
3	10	67%	0	0%	0	0%	5	33%	0	0%	0	0%	15	100%
4	40	74%	4	7%	1	2%	7	13%	1	2%	1	2%	54	100%
5	366	93%	5	1%	1	0%	17	4%	0	0%	3	1%	392	100%
6	192	76%	7	3%	0	0%	27	11%	23	9%	4	2%	253	100%
7	365	90%	3	1%	5	1%	24	6%	4	1%	3	1%	404	100%
8	1	100%	0	0%	0	0%	0	0%	0	0%	0	0%	1	100%
9	355	89%	7	2%	0	0%	28	7%	4	1%	3	1%	397	100%
10	0	0%	0	0%	0	0%	0	0%	0	0%	0	0%	0	0%
11	5	100%	0	0%	0	0%	0	0%	0	0%	0	0%	5	100%
12	0	0%	0	0%	0	0%	0	0%	0	0%	0	0%	0	0%
13	3	75%	1	25%	0	0%	0	0%	0	0%	0	0%	4	100%
14	176	89%	3	2%	0	0%	14	7%	0	0%	4	2%	197	100%
15	36	88%	0	0%	0	0%	5	12%	0	0%	0	0%	41	100%
16	25	89%	1	4%	0	0%	2	7%	0	0%	0	0%	28	100%
17	0	0%	0	0%	0	0%	0	0%	0	0%	0	0%	0	0%
18	0	0%	0	0%	0	0%	0	0%	0	0%	0	0%	0	0%
19	1	33%	0	0%	0	0%	1	33%	0	0%	1	33%	3	100%
20	0	0%	0	0%	0	0%	0	0%	0	0%	0	0%	0	0%
21	217	85%	6	2%	1	0%	25	10%	0	0%	5	2%	254	100%
22	23	72%	1	3%	0	0%	1	3%	7	22%	0	0%	32	100%
STATE	1,815	87%	38	2%	8	0%	156	8%	39	2%	24	1%	2,080	100%

¹ Ethnic Group: This information is entered by court staff from information provided in the summons, affidavit, arrest report or complaint filed with the court.

Note: Percentages may not total 100 percent because of rounding.

²In the 2nd Judicial District, DUI/DWAI cases are filed in Denver County Court rather than District Court, which is not part of the State Court data system.

**Table 105:
Colorado State Probation
Alochol and Drug Driving Safety Program (ADDS)
New State DUI/DWAI Monitored Clients by Age
Fiscal Year 2017**

TYPE: DISTRICT	0-17 Years		18-20 Years		21-24 Years		25-32 Years		33-39 Years		40 and above		Unknown		TOTAL NEW CLIENTS	
	Number	%	Number	%	Number	%	Number	%	Number	%	Number	%	Number	%	Number	%
1	0	0%	0	0%	0	0%	0	0%	0	0%	0	0%	0	0%	0	0%
2 ¹	0	0%	0	0%	0	0%	0	0%	0	0%	0	0%	0	0%	0	0%
3	0	0%	0	0%	4	27%	5	33%	2	13%	4	27%	0	0%	15	100%
4	0	0%	8	15%	13	24%	17	31%	3	6%	13	24%	0	0%	54	100%
5	6	2%	23	6%	86	22%	138	35%	59	15%	80	20%	0	0%	392	100%
6	2	1%	28	11%	48	19%	86	34%	28	11%	61	24%	0	0%	253	100%
7	5	1%	40	10%	67	17%	106	26%	63	16%	123	30%	0	0%	404	100%
8	0	0%	0	0%	0	0%	1	100%	0	0%	0	0%	0	0%	1	100%
9	5	1%	39	10%	81	20%	111	28%	45	11%	116	29%	0	0%	397	100%
10	0	0%	0	0%	0	0%	0	0%	0	0%	0	0%	0	0%	0	0%
11	0	0%	0	0%	0	0%	0	0%	3	60%	2	40%	0	0%	5	100%
12	0	0%	0	0%	0	0%	0	0%	0	0%	0	0%	0	0%	0	0%
13	0	0%	0	0%	0	0%	1	25%	2	50%	1	25%	0	0%	4	100%
14	0	0%	18	9%	43	22%	62	31%	29	15%	45	23%	0	0%	197	100%
15	0	0%	5	12%	12	29%	9	22%	4	10%	11	27%	0	0%	41	100%
16	0	0%	0	0%	8	29%	6	21%	3	11%	11	39%	0	0%	28	100%
17	0	0%	0	0%	0	0%	0	0%	0	0%	0	0%	0	0%	0	0%
18	0	0%	0	0%	0	0%	0	0%	0	0%	0	0%	0	0%	0	0%
19	0	0%	0	0%	1	33%	0	0%	0	0%	2	67%	0	0%	3	100%
20	0	0%	0	0%	0	0%	0	0%	0	0%	0	0%	0	0%	0	0%
21	4	2%	30	12%	56	22%	66	26%	37	15%	61	24%	0	0%	254	100%
22	0	0%	2	6%	8	25%	9	28%	6	19%	7	22%	0	0%	32	100%
STATE	22	1%	193	9%	427	21%	617	30%	284	14%	537	26%	0	0%	2,080	100%

Note: Percentages may not total 100 percent because of rounding.

¹In the 2nd Judicial District, DUI/DWAI cases are filed in Denver County Court rather than District Court, which is not part of the State Court data system.

**Table 106:
Colorado State Probation
Alcohol and Drug Driving Safety Program (ADDS)
State DUI/DWAI Monitored Clients
Successful/Unsuccessful Terminations
Fiscal Year 2017**

TYPE:	SUCCESSFUL TERMINATIONS		UNSUCCESSFUL TERMINATIONS				TOTAL TERMINATIONS	
	Successful		Revocation		Absconded			
DISTRICT	Number	%	Number	%	Number	%	Number	%
1	0	0%	0	0%	0	0%	0	0%
2 ¹	0	0%	0	0%	0	0%	0	0%
3	8	89%	0	0%	1	11%	9	100%
4	65	59%	46	41%	0	0%	111	100%
5	332	91%	2	1%	31	8%	365	100%
6	201	83%	13	5%	27	11%	241	100%
7	297	86%	5	1%	43	12%	345	100%
8	1	100%	0	0%	0	0%	1	100%
9	297	85%	12	3%	39	11%	348	100%
10	0	0%	0	0%	0	0%	0	0%
11	0	0%	0	0%	0	0%	0	0%
12	0	0%	0	0%	0	0%	0	0%
13	9	75%	1	8%	2	17%	12	100%
14	176	84%	12	6%	22	10%	210	100%
15	51	80%	6	9%	7	11%	64	100%
16	33	97%	0	0%	1	3%	34	100%
17	0	0%	1	100%	0	0%	1	100%
18	0	0%	0	0%	0	0%	0	0%
19	8	53%	2	13%	5	33%	15	100%
20	0	0%	0	0%	0	0%	0	0%
21	263	84%	0	0%	51	16%	314	100%
22	25	89%	0	0%	3	11%	28	100%
STATE	1,766	84%	100	5%	232	11%	2,098	100%

Key: *Successful Terminations*: This column is exclusively state successful terminations.
Unsuccessful Terminations: This column includes those probationers who were revoked or absconded. A revocation is defined as a termination from probation supervision for a technical violation, new misdemeanor, or new felony offense. A revocation to Community Corrections is NOT included in this section because these offenders are still under the supervision and jurisdiction of probation. Absconded refers to probationers who became fugitives and are no longer compliant with probation supervision.
Total Terminations: This table includes: successful, revocations and absconder terminations from probation supervision. Additional types of closures are included in Table 107.

Note: Percentages may not total 100 percent because of rounding.

¹In the 2nd Judicial District, DUI/DWAI cases are filed in Denver County Court rather than District Court, which is not part of the State Court data system.

**Table 107:
Colorado State Probation
Alcohol and Drug Driving Safety Program (ADDS)
State DUI/DWAI Monitored Clients Closure Types
Fiscal Year 2017**

TYPE: DISTRICT	Successful		Revocation		Absconded		Deported		Death		Administrative Closure		TOTAL CLOSURES	
	Number	%	Number	%	Number	%	Number	%	Number	%	Number	%	Number	%
1	0	0%	0	0%	0	0%	0	0%	0	0%	0	0%	0	0%
2 ¹	0	0%	0	0%	0	0%	0	0%	0	0%	0	0%	0	0%
3	8	80%	0	0%	1	10%	0	0%	0	0%	1	10%	10	100%
4	65	57%	46	40%	0	0%	0	0%	0	0%	3	3%	114	100%
5	332	90%	2	1%	31	8%	2	1%	1	0%	0	0%	368	100%
6	201	82%	13	5%	27	11%	0	0%	3	1%	1	0%	245	100%
7	297	86%	5	1%	43	12%	0	0%	1	0%	1	0%	347	100%
8	1	100%	0	0%	0	0%	0	0%	0	0%	0	0%	1	100%
9	297	85%	12	3%	39	11%	0	0%	1	0%	1	0%	350	100%
10	0	0%	0	0%	0	0%	0	0%	0	0%	0	0%	0	0%
11	0	0%	0	0%	0	0%	0	0%	0	0%	0	0%	0	0%
12	0	0%	0	0%	0	0%	0	0%	0	0%	0	0%	0	0%
13	9	75%	1	8%	2	17%	0	0%	0	0%	0	0%	12	100%
14	176	78%	12	5%	22	10%	0	0%	2	1%	13	6%	225	100%
15	51	78%	6	9%	7	11%	0	0%	0	0%	1	2%	65	100%
16	33	97%	0	0%	1	3%	0	0%	0	0%	0	0%	34	100%
17	0	0%	1	100%	0	0%	0	0%	0	0%	0	0%	1	100%
18	0	0%	0	0%	0	0%	0	0%	0	0%	0	0%	0	0%
19	8	50%	2	13%	5	31%	0	0%	0	0%	1	6%	16	100%
20	0	0%	0	0%	0	0%	0	0%	0	0%	0	0%	0	0%
21	263	83%	0	0%	51	16%	0	0%	1	0%	0	0%	315	100%
22	25	89%	0	0%	3	11%	0	0%	0	0%	0	0%	28	100%
STATE	1,766	83%	100	5%	232	11%	2	0%	9	0%	22	1%	2,131	100%

Note: Percentages may not total 100 percent because of rounding.

¹In the 2nd Judicial District, DUI/DWAI cases are filed in Denver County Court rather than District Court, which is not part of the State Court data system.

**Table 108:
Colorado State Adult Probation
Alcohol and Drug Driving Safety Program (ADDS)
State DUI/DWAI Monitored Clients
Type of Revocation
Fiscal Year 2017**

TYPE: DISTRICT	New Felony		New Misdemeanor		Technical		TOTAL REVOCATIONS	
	Number	%	Number	%	Number	%	Number	%
1	0	0%	0	0%	0	0%	0	0%
2 ¹	0	0%	0	0%	0	0%	0	0%
3	0	0%	0	0%	0	0%	0	0%
4	0	0%	0	0%	46	100%	46	100%
5	0	0%	0	0%	2	100%	2	100%
6	0	0%	0	0%	13	100%	13	100%
7	0	0%	0	0%	5	100%	5	100%
8	0	0%	0	0%	0	0%	0	0%
9	1	8%	3	25%	8	67%	12	100%
10	0	0%	0	0%	0	0%	0	0%
11	0	0%	0	0%	0	0%	0	0%
12	0	0%	0	0%	0	0%	0	0%
13	0	0%	0	0%	1	100%	1	100%
14	1	8%	3	25%	8	67%	12	100%
15	0	0%	0	0%	6	100%	6	100%
16	0	0%	0	0%	0	0%	0	0%
17	0	0%	1	100%	0	0%	1	100%
18	0	0%	0	0%	0	0%	0	0%
19	0	0%	0	0%	2	100%	2	100%
20	0	0%	0	0%	0	0%	0	0%
21	0	0%	0	0%	0	0%	0	0%
22	0	0%	0	0%	0	0%	0	0%
STATE	2	2%	7	7%	91	91%	100	100%

Key: *New Felony:* Includes revocations for a new felony offense committed while on monitoring.
New Misdemeanor: Includes revocations for a new misdemeanor offense committed while on monitoring.
Technical: Includes revocations for technical violations (e.g. failure to complete treatment, failure to complete community service).
Total Revocations: Total includes all felony, misdemeanor, and technical violations resulting in a revocation from monitoring.

Note: Percentages may not total 100 percent because of rounding.

¹In the 2nd Judicial District, DUI/DWAI cases are filed in Denver County Court rather than District Court, which is not part of the State Court data system.

**Table 109:
Colorado State Probation
Alcohol and Drug Driving Safety Program (ADDS)
State DUI/DWAI Monitored Clients
Length of Stay
Fiscal Year 2017**

TYPE:	0-6 months		7-12 months		13-18 months		19-24 months		25-48 months		49+ months		TOTAL CLOSURES	
DISTRICT	Number	%	Number	%	Number	%	Number	%	Number	%	Number	%	Number	%
1	0	0%	0	0%	0	0%	0	0%	0	0%	0	0%	0	0%
2 ¹	0	0%	0	0%	0	0%	0	0%	0	0%	0	0%	0	0%
3	3	30%	5	50%	0	0%	0	0%	2	20%	0	0%	10	100%
4	61	54%	39	34%	7	6%	6	5%	1	1%	0	0%	114	100%
5	88	24%	134	36%	77	21%	45	12%	22	6%	2	1%	368	100%
6	20	8%	78	32%	87	36%	42	17%	17	7%	1	0%	245	100%
7	42	12%	174	50%	58	17%	53	15%	19	5%	1	0%	347	100%
8	1	100%	0	0%	0	0%	0	0%	0	0%	0	0%	1	100%
9	53	15%	139	40%	52	15%	42	12%	53	15%	11	3%	350	100%
10	0	0%	0	0%	0	0%	0	0%	0	0%	0	0%	0	0%
11	0	0%	0	0%	0	0%	0	0%	0	0%	0	0%	0	0%
12	0	0%	0	0%	0	0%	0	0%	0	0%	0	0%	0	0%
13	1	8%	4	33%	2	17%	5	42%	0	0%	0	0%	12	100%
14	25	11%	75	33%	49	22%	35	16%	37	16%	4	2%	225	100%
15	5	8%	31	48%	20	31%	7	11%	1	2%	1	2%	65	100%
16	9	26%	13	38%	8	24%	1	3%	3	9%	0	0%	34	100%
17	0	0%	0	0%	0	0%	0	0%	0	0%	1	100%	1	100%
18	0	0%	0	0%	0	0%	0	0%	0	0%	0	0%	0	0%
19	2	13%	1	6%	1	6%	1	6%	9	56%	2	13%	16	100%
20	0	0%	0	0%	0	0%	0	0%	0	0%	0	0%	0	0%
21	23	7%	67	21%	74	23%	67	21%	71	23%	13	4%	315	100%
22	9	32%	13	46%	5	18%	0	0%	1	4%	0	0%	28	100%
STATE	342	16%	773	36%	440	21%	304	14%	236	11%	36	2%	2,131	100%

Note: Percentages may not total 100 percent because of rounding.

¹In the 2nd Judicial District, DUI/DWAI cases are filed in Denver County Court rather than District Court, which is not part of the State Court data system.

Table 110:
Colorado State Probation
Alcohol and Drug Driving Safety Program (ADDS)
Total Active DUI/DWAI Monitored Clients on June 30, 2017
Fiscal Year 2017

DISTRICT	NUMBER
1	8
2 ¹	0
3	20
4	449
5	415
6	344
7	481
8	77
9	602
10	24
11	16
12	0
13	11
14	356
15	72
16	51
17	1
18	1
19	66
20	5
21	524
22	37
TOTAL STATE	3,560

¹In the 2nd Judicial District, DUI/DWAI cases are filed in Denver County Court rather than District Court, which is not part of the State Court data system.

SECTION IX: GLOSSARY OF TERMS



Probation Glossary of Terms

Absconder:	Refers to a probationer who become a fugitive and is no longer compliant with probation supervision.
Adjudication:	Refers to a juvenile case indicating that the charges have been proven or the juvenile has pled guilty to committing a delinquent act. The equivalent for adult offenders is “conviction.”
Administrative Investigations:	A supplemental report to a Pre- Sentence Investigation Report addressing additional cases.
Administrative Closure:	Indicates a case that has been terminated from supervision in the jurisdiction indicated for miscellaneous reasons such as, “in custody in another jurisdiction.”
Administrative Client Risk Level:	An assigned supervision level indicating lower supervision need by probation because of other more intensive “supervision” being provided elsewhere (such as jail or an inpatient treatment facility) or minimal conditions of the sentence remain and more intensive supervision is no longer necessary.
Change of Venue:	Occurs when a juvenile has been transferred from one Colorado judicial district, where the offense occurred, to another where the juvenile will receive probation supervision. Change of Venue typically occurs because the juvenile resides in a jurisdiction other than where the offense took place.
Client Risk Level:	Probationers are classified using a risk assessment instrument. The primary instrument used for adults is the LSI (Level of Supervision Inventory). The primary juvenile instrument is the CJRA (Colorado Juvenile Risk Assessment). These instruments determine the level of supervision for a probationer (e.g. Maximum, Medium, and Minimum).
Courtesy Closure:	A case that has closed in the supervising jurisdiction and returned to the originating or sentencing district (adult only).
Courtesy Supervision:	Occurs when an adult probationer has received a probation sentence in one Colorado judicial district but will be supervised by the probation department in another Colorado judicial district because they reside in that jurisdiction. The originating district retains jurisdiction over the case.

Probation Glossary of Terms

Community Corrections:	A community-based sentence that is more restricted than probation supervision but less restrictive than a secure facility. A community corrections sentence typically includes both a residential and non-residential component with supervision from a case manager. Because probation maintains jurisdiction over offenders sentenced to community corrections, they are also monitored by a probation officer (adult only).
Deferred Judgment and Sentence/Adjudication:	Refers to a case status in which the offender, (adult or juvenile) has entered a plea of guilty and, through an agreement with the district attorney and consent of the court, the case is continued for a set period of time. The offender is usually supervised by probation and upon successful completion of the deferred judgment the case is dismissed.
Direct File:	A case filed by a District Attorney in which a juvenile is prosecuted as an adult.
Intake:	The initial process for setting up the supervision of probationers in the absence of a pre-sentence investigation. The intake process typically entails a review of the Terms and Conditions of the probation sentence, an assessment of risk and needs, and initial referral for services.
Interstate:	Refers to offenders who have committed crimes in a state other than where they reside. These offenders apply to have their supervision transferred to their state of residence and are screened by the Interstate Compact Office prior to acceptance of supervision.
Investigations:	An investigative process conducted by probation officers prior to sentencing on a criminal offense. The information (e.g. risk for re-offense, service needs, criminal, social, education and substance abuse history, impact of the offense on victim(s) etc.) gathered during a pre-sentence investigation is used to inform sentencing decisions and supervision strategies.
Length of Stay:	The period of time an offender is on probation supervision.
Monitoring:	DUI/DWAI offenders who, as a part of their sentence, are required to have their compliance with court orders monitored by the probation department.
Revoked:	The withdrawal of a probation sentence due to a new misdemeanor or felony offense or a technical violation of the Terms and Conditions of the probation sentence. Following a

Probation Glossary of Terms

revocation of probation, the offender is re-sentenced by the court.

- Success:** Successful terminations represent those offenders who meet their Terms and Conditions of their probation sentence and the length of their sentence has expired.
- Technical Violation:** Occurs when a probationer has been non-compliant with the Term(s) and Condition(s) of probation for reasons other than a new crime (e.g. drug use, missed appointments etc).
- Transfer Hearing:** A judicial proceeding in which the court makes a determination after a hearing to prosecute a juvenile as an adult.

Supreme Court Glossary of Terms

Civil Appeal-A written request to modify or reverse the judgment of a trial court or intermediate level appellate court in a civil case.

Criminal Appeal-A request to modify or reverse the judgment of a trial court or intermediate level appellate court in a criminal case.

Habeas Corpus-(Habeas corpus ad subjiciendum) “An independent civil action to determine not the guilt or innocence of the person held in custody, but whether the custody is unlawful. Common grounds for relief under the writ include a conviction based on illegally obtained evidence, a denial of effective assistance of counsel, or a conviction by a jury that was improperly selected and impaneled. Use of the writ is not limited to criminal matters. It is also available in civil matters, as, for example, to challenge a person's custody of a child or the institutionalization of a person declared incompetent.”

Interlocutories-An interlocutory appeal is one which is not determinable of the controversy, but which is necessary for a suitable adjudication of the merits. Colorado Appellate Rule 4.1 governs interlocutory appeals in criminal cases and provides that the state may file an interlocutory appeal in the Supreme Court from a district court ruling granting a motion in advance of the trial by the defendant for the return of property and to suppress evidence or to suppress an extra-judicial confession or admission. This is only one example of an interlocutory appeal.

Interrogatories-Pursuant to Article VI, section 3 of the state Constitution, the Court may be required to answer “important questions upon solemn occasions” propounded by the Governor, the Senate, or the House of Representatives. These questions are called “interrogatories.”

Judicial Discipline or Disability-Judges who are alleged to have engaged in misconduct or to be suffering from a disability which is or is likely to become of a permanent character may be subject to judicial discipline. The Colorado Commission on Judicial Discipline investigates such allegations and, if it concludes that the judge has engaged in misconduct or is disabled, it may recommend to the Supreme Court a range of sanctions, including removal of the judge from office, retirement of the judge for a disability, reprimand or censure of the judge, or assessment of costs against the judge.

Original Proceedings-Colorado Rules of Civil Procedure 21 provides the Colorado Supreme Court with discretion to exercise original jurisdiction in extraordinary circumstances where no other remedy is available. Original proceedings are used to test whether the trial court is proceeding without jurisdiction or in excess of its jurisdiction and to review a serious abuse of discretion when an appellate remedy would be inadequate. The remedy in an original proceeding takes the form of a special mandate from the Supreme Court addressed to an individual, official body, or lower court and may be used to restrain or compel the acts of a trial court. The Court issues a “rule to show cause” why the relief requested in the petition should not be granted. After considering the written briefs, the Supreme Court either makes the rule absolute (grants the relief requested) or discharges the rule (denies the relief requested).

Petitions in Certiorari-A writ of common law origin issued by a superior to an inferior court requiring the latter to produce a certified record of a particular case tried therein. The writ is generally issued so that the issuing court may inspect the proceedings and determine whether there have been any irregularities. Like the United States Supreme Court, the Colorado Supreme

Supreme Court Glossary of Terms

Court uses the writ as a discretionary device to choose which cases it wishes to hear. Colorado Appellate Rules 49-58 govern writs of certiorari.

Reapportionment-Article 5, section 48 of the state Constitution provides that after the decennial federal census, the senatorial districts and representative districts shall be established, revised, or altered, and the members of the senate and the house of representatives apportioned among them, by a Colorado reapportionment commission. The commission must publish a preliminary plan for reapportionment of the members of the general assembly and shall hold public hearings thereon. After the completion of such hearings, the commission must finalize its plan and submit the same to the Colorado Supreme Court for review and determination as to whether the plan meets constitutional standards. The Supreme Court must either approve the plan or return the plan and the court's reasons for disapproval to the commission. If the plan is returned, the commission shall revise and modify it to conform to the court's requirements and resubmit the plan to the court. If the plan is approved by the court, it shall be filed with the secretary of state for implementation.

Request for Stay Pending Appeal-A stay is a suspension of the case or some designated proceedings within it. Colorado Appellate Rule 8 governs stays pending appeal.

Rule 21.1-This rule of appellate procedure governs certification of questions of law to the Colorado Supreme Court by the United States Supreme Court, federal courts of appeals, federal district courts, and the federal Court of Claims. Under the rule, a certifying court may request that the Colorado Supreme Court answer a question of law if there is involved in any proceeding before the certifying court a question of state law which may be determinative of the cause pending and to which it appears that there is no controlling precedent in the Colorado Supreme Court's decisions.

Special Concurrences-An opinion in which a justice expresses agreement with the particular result in a given case while objecting to a line of reasoning. The special concurrence may relate to the majority opinion in its entirety or to the result only.

Statutory Reviews-Section 1-40-107, C.R.S., provides a mechanism by which registered electors who meet certain criteria and who believe that a ballot title contains multiple subjects may petition the Supreme Court to review the title board's action or decision.

Unauthorized Practice-The practice of law by one who is not licensed as an attorney in Colorado. The Supreme Court has the exclusive jurisdiction to define the practice of law and to prohibit the unauthorized practice of law within the state (see C.R.C.P. 229 through 240.1).



Trial Courts Glossary of Terms

Abatement of action-A suit, which has been quashed and ended.

Accord-A method of discharging a claim upon agreement by the parties to give and accept something in settlement of the claim.

Acquittal-The verdict of not guilty for a defendant in a criminal case.

Actual malice-To win a defamation suit, public officials or prominent people, such as political candidates or movie stars, must prove that the offender made a false statement with actual malice. This means the statement was made with knowledge that it was false or with serious doubts about whether it was true.

Addendum-An add-on to something. For example, on a court document, if changes need to be made or information added, a new document can be written up, signed, and filed as an addendum to the original document.

Administrator-An individual appointed by the court to manage the estate of a person who died without leaving a valid will.

Administrative Support Order-Cases in which the delegate child support unit (typically the department of social.

Adversary system-The system of trial practice in which each of the opposing parties has full opportunity to present and establish his/her contention before the court.

Advisement-The consultation of the court.

Affidavit-A written or printed statement of facts, made voluntarily, and confirmed by the oath or affirmation of the party making it, taken before a person having authority to administer such oath or affirmation by law.

Agent-A person who has received the power to act on behalf of another, bind that other person as if he or she were himself or herself making the decisions.
In Probate: An attorney in fact under a durable or non-durable power of attorney, an individual authorized to make decisions for another under the "Colorado Patient Autonomy Act".

Aggravated damages-Special and highly exceptional damages awarded by a court where the circumstances of the conduct have been particularly humiliating or malicious towards the Plaintiff/victim.

Alimony-Also called maintenance or spousal support in a divorce or separation. Money paid by one spouse to the other in order to provide financial support after a divorce or legal separation.

Allegation-The assertion, claim, declaration, or statement of a party to an action, made in a pleading, setting out what he/she expects to prove.

Trial Courts Glossary of Terms

Allocation of parental responsibilities-Commonly known as "custody". In divorce, legal separation, or custody actions regarding children, the Court will allocate parental rights and responsibilities for the care of the children.

Alternative Dispute Resolution (ADR)-Methods for resolving problems without going to court.

Ancillary Proceedings-A type of probate filing in which a probate case had been opened in another state but the decedent had property in the state of Colorado.

Annulment-To make void or null; abolish; cancel; invalidate a marriage. The legal term is "Declaration of Invalidity of Marriage".

Answer-The pleading in a civil suit by which the defendant admits, denies or otherwise controverts the sufficiency of the allegations of facts set forth in the plaintiff's petition. It also contains defenses the defendant may have to the plaintiff's allegations.

Appeal-A request by the losing party in a lawsuit for a higher court to review a lower court decision.

Appearance-When you physically appear or show up in Court.

Appellant-The party who appeals a trial court decision that he/she/it has lost.

Appellee-In some jurisdictions the name used for the party who has won at the trial court level, but the loser (appellant) has appealed the decision to a higher court. Thus the **appellee** has to file a response to the legal brief filed by the appellant. In many jurisdictions the appellee is called the "respondent."

Applicant-A person who files an Application for Informal Appointment of a Personal Representative.

Application-A written request to the registrar for an order of informal probate or appointment under informal probate and appointment proceedings.

Appurtenance-Something that, although detached, stands as part of another thing. An attachment or appendage to something else. Used often in real estate context where an "appurtenance" may be, for example, a right of way over water – although physically detached, is part of the legal rights of the owner of another property.

Arbitration-The referral of a dispute to an impartial third person chosen by the parties to the dispute. The parties agree in advance to abide by the arbitrator's decision following a hearing at which both parties have an opportunity to be heard. Sometimes three persons sit as an arbitration panel.

Arrears-A debt that is not paid on the due date adds up and accumulates as "arrears."

Assignment-The transfer of legal rights, such as the time left on a lease, from one person to another.

Trial Courts Glossary of Terms

Assumption of risk-A defense raised in personal injury lawsuits. Asserts that the plaintiff knew that a particular activity was dangerous and thus bears all responsibility for any injury that resulted.

Attachment-An additional or supplementary remedy that allows the plaintiff to place a lien on property belonging to the defendant to make sure there will be means of satisfying (paying) a judgment that may be entered in a civil case.

Bad faith-Intent to deceive. Dishonesty or fraud in a transaction, such as entering into an agreement with no intention of ever living up to its terms or knowingly misrepresenting the quality of something that is being bought or sold.

Bailiff-Court employee whose duty is to keep order in the courtroom.

Bankruptcy-A process governed by federal law to help when people cannot or will not pay their debts.

Bench warrant-An order issued by a judge for the arrest of a person.

Bigamy-A person who enters into a marriage with one person while still legally married to another.

Bill of particulars-A written statement specifying the details of the demand set forth in the petition in a civil action.

Binder-An outline of the basic terms of a proposed sales contract between a buyer and a seller.

Bond-Money or property given to the court to hold a hearing date or to get someone out of jail.

Breach of contract-The failure to do what one promised to do under a contract. Proving a breach of contract is a prerequisite of any suit for damages based on the contract.

Breach of trust-Any act or omission on the part of the trustee, which is inconsistent with the terms of the trust agreement; or the law of trusts. A prime example is the redirecting of trust property from the trust to the trustee, personally.

Breach of warranty- A civil case in which a plaintiff claims that a product does not perform as represented.

Brief-A written statement by counsel summarizing the facts of a case, the pertinent laws, and arguments of how the law applies to the facts supporting the lawyer's position.

Burden of proof-In civil cases, the plaintiff must prove her/his case with a "preponderance of evidence."

Trial Courts Glossary of Terms

Buy-Sell agreement-An agreement among business partners that specifies how shares in the business are to be transferred in the case of a co-owner's death.

C.A.R.-Abbreviation for "Colorado Appellate Rules".

C.R.S. - C.R.C.C.P.: Abbreviation for Colorado Rules of County Civil Procedure.

C.R.S. - C.R.C.P. Abbreviation for Colorado Rules of Civil Procedure.

C.R.S.-Abbreviation for "Colorado Revised Statutes".

Capacity-A legal qualification, such as legal age, that determines one's ability to sue or be sued, to enter into a binding contract, etc.; or the mental ability to understand the nature and effect of one's acts.

Case law-Law based on previous verdicts and written judicial decisions.

Case management order-An order by the court that outlines the steps the parties must follow for their case to continue.

Cease and desist order-An order of an administrative agency or court prohibiting a person or business from continuing a particular course of conduct.

Certificate of Service-An area on a court form, usually at the end of the form, where you tell the court how and when you provided a copy of the court form to the other person in the case, before or directly after you gave the form to the court.

Certified copies-A copy obtained from the court that is certified by the clerk to be an authentic copy of the court record.

Change of venue-When a court case is moved from one location to another, usually because of a question of fairness.

Chapter 13 bankruptcy-A type of bankruptcy in which a person keeps his assets and pays creditors according to an approved plan.

Chapter 7 bankruptcy-A type of bankruptcy in which a person's assets are liquidated (collected and sold) and the proceeds are distributed to the creditors.

Character evidence-Proof or testimony given about another person's moral standing, general character, and reputation.

Charging lien-Entitles a lawyer who has sued someone on a client's behalf the right to be paid from the proceeds of the lawsuit, if there are any, before the client receives those proceeds.

Charter-A city's organic law, which means the law concerning a city issue will trump a state law governing the same issue.

Trial Courts Glossary of Terms

Chattel-Moveable or transferable property; especially personal property.

Child and Family Investigator (CFI)-A court-appointed expert that investigates and writes a report to the Judge as to the children's best interests in a controversial divorce or custody case.

Child support-Money paid by a parent to the person with custody of the child(ren) to help meet the financial needs of their child(ren).

Child Support Enforcement (CSE)-A government agency that assists in collecting current and past-due child support. CSE also helps in establishing new support orders and paternity.

Circumstantial evidence-Evidence that implies something occurred but does not directly prove it.

Citation-An order to appear in court at a certain place and time. Issuance of a citation is not an arrest.

Civil action-A non-criminal proceeding designed to resolve disputes between individuals and/or businesses.

Civil Protection Orders: (Prior to 7/1/03, known as Restraining Orders). District and county courts have original concurrent jurisdiction to issue temporary or permanent civil Protection orders for any of the following purposes: 1) to prevent assaults and threatened bodily harm; 2) to prevent domestic abuse; 3) to prevent emotional abuse of the elderly; and 4) to prevent stalking (See 13-14-102 C.R.S. and 13-1-136 C.R.S. and C.R.C.C.P. Rule 365).

Civil Union-Civil union" means a relationship established by two eligible persons that entitles them to receive the benefits and protections and be subject to the responsibilities of spouses. C.R.S. 14-15-103

Claim-To demand or assert as a right. Facts that combine to give rise to a legally enforceable right or judicial action. Demand for relief. A claim is something that one party owes another. Someone may make a legal claim for money, or property.

Claimant-A person or entity to whom the decedent of the estate has a financial or other obligation also known as a *creditor*.

Class action suit-A lawsuit in which one or more parties file a complaint on behalf of themselves and all other people who are "similarly situated" (suffering from the same problem).

Often used when a large number of people have comparable claims.

Clear and convincing evidence-Evidence indicating that the thing to be proved is highly probably or reasonably certain. This requires more than a "preponderance of the evidence" but less than "beyond a reasonable doubt."

Trial Courts Glossary of Terms

Clerk and Recorder-The Clerk and Recorder issues and records marriage licenses, records all real estate transactions, issues liquor licenses, registers voters, manages all primary, general and county elections, and sometimes city and school district elections. The Clerk and Recorder also operates the Motor Vehicle Divisions in the State of Colorado for titling vehicles and issuing license plates. There is a Clerk and Recorder in each county in Colorado.

Closing arguments-The final statements in a trial arguing for the evidence you presented or against the evidence the other side presented. This is your final chance to persuade the Judge or jury.

Co-petitioner-A person who jointly completes, signs, and files a written Petition, or a written application to the Court with the Petitioner, asking for specific action to be taken.

Coercion-Compulsion by physical force or threat of physical force; an act, such as signing a will under coercion, is not legally valid.

Cohabitation-A living arrangement in which an unwed couple live together in an intimate relationship that resembles a marriage.

Collateral-An asset that a borrower agrees to give up if he or she fails to repay a loan.

Collateral estoppel-In civil litigation, an affirmative defense to a claim that bars a party from relitigating an issue determined in an earlier action, even if the two actions significantly differ from one another.

Collusion-A secret agreement between two or more persons, who seem to have conflicting interests, to abuse the law or the legal system, deceive a court or to defraud a third party.

Colorado Rules of Professional Conduct-The rules of conduct that govern the legal profession. The rules contain general ethical guidelines and specific rules written by the American Bar Association and adopted by the Colorado Supreme Court.

Comity-A code of etiquette that governs the interactions of courts in different states, localities and foreign countries. Courts generally agree to defer scheduling a trial if the same issues are being tried in a court in another jurisdiction. In addition, courts in this country agree to recognize and enforce the valid legal contracts and court orders of other countries.

Common law marriage-A marriage that takes legal effect, without license or ceremony, when a couple live together as husband and wife, intend to be married and hold themselves out to others as a married couple.

Community property-Property purchased or received by a couple during their marriage.

Comparative negligence-Also called comparative fault. The doctrine by which acts of opposing parties are compared in fault on a percentage basis. A party who is 50 percent or more at fault cannot recover. A party who is less than 50 percent at fault may recover, but at the reduced percentage.

Trial Courts Glossary of Terms

Compensatory damages-Money awarded to reimburse actual costs, such as medical bills and lost wages. Also awarded for things that are harder to measure, such as pain and suffering.

Complainant-In civil cases, the person who initiates a lawsuit. In criminal cases, the chief or only witness for the prosecution may sometimes be referred to as the complainant.

Complaint-In a civil action, the document that initiates a lawsuit. The complaint outlines the alleged facts and reason for the case. In a criminal action, a complaint is the preliminary charges filed against a defendant, usually filed by the police or court.

Concurrent jurisdiction-A situation where more than one court has jurisdiction over the same subject matter. Usually the first court that takes the case obtains jurisdiction.

Condemnation-A civil case in which the plaintiff, usually the Department of Transportation but may be a city or state district, is asking that property be condemned and taken so that it may be put to that department's use (See §38-3-105 C.R.S.).

Confidentiality-The state of having the release of certain information restricted. It is the relationship between a lawyer and a client, guardian and ward, or between spouses, with regard to the trust that is placed in the one by the other.

Conflict of interest-A conflict of interest occurs when a person or organization has a responsibility to two or more people or organizations at the same time, but doing the best thing for one may harm the other.

Contempt of court-A process brought before the Court to enforce non-compliance the existing order by one or more of the parties.

Continuance-The postponement of a court case for another time or day.

Contract-An agreement between two or more parties creating obligations enforceable or otherwise recognizable at law.

Contributory negligence-In any action based upon the negligence of the defendant, the plaintiff's own contributory negligence may either defeat or reduce the amount of recovery.

Conviction-A finding that the defendant is guilty in a criminal case.

Copyright-A person's property right to prevent others from copying works that they have written, authored or otherwise created.

Corroborating evidence-Additional evidence which strengthens or confirms already existing evidence.

Counterclaim-After a lawsuit is filed, a claim for relief brought by a defendant against the plaintiff, particularly a claim in opposition to or as a setoff against the plaintiff's claim.

Trial Courts Glossary of Terms

County Court Counter Claim: A civil case in which a defendant desires to counterclaim against the Plaintiff. In County Court if the counterclaim exceeds the jurisdiction of County Court, a transfer of the case to District Court may be requested by the defendant or made automatically by the court (See C.R.C.P. 313).

Court of record-Any court that makes a record of the proceedings.

County Felony-Criminal felony cases that have preliminary work done at the county court level before being bound over (sent) to district court.

Covenant- Provisions in a deed limiting the use of the property and prohibiting certain uses. Breach of covenant claims are usually filed by homeowners associations.

Creditor-A person or entity to whom the decedent of the estate has a financial or other obligation also known as a *claimant*.

Cross-claim-A claim by one defendant against another defendant.

Cross-examination-Questioning of the other party's witness.

Custodian-The person appointed to manage and dispense funds for a child without constricting court supervision and accounting requirements.

Custody-In family law cases, it is also known as allocation of parental responsibilities, and refers to decision-making and parenting time. In criminal cases, this means the restraint of a person's freedom in any significant way. Someone in jail is considered to be "in custody".

Cyberstalking-The act of threatening, harassing or annoying someone throughout cyberspace, with the intent of placing the recipient in fear that the person threatening will injure that person or the person's family or household.

Damages-The monetary compensation which may be recovered by a party for personal injury, or loss or damage to one's property or rights as a result of another party's unlawful act or negligence.

Debtor-A person who owes money, goods or services to another.

Decedent-A person who has passed away.

Declaratory Judgment- A civil case in which the plaintiff is asking the court to declare (order) something. It is used to settle and gain relief from uncertainty with respect to rights, status, or other legal relations.

Decree-The final order of the Court that disposes of or ends the marriage or legal separation proceedings.

Trial Courts Glossary of Terms

Deed-A written legal document that describes a piece of property and outlines its boundaries. The seller of a property transfers ownership by delivering the deed to the buyer in exchange for an agreed upon sum of money.

Default-If the defendant does NOT appear at the time of the hearing or file an answer, the Court may enter "default" or "failure to appear/answer" which entitles the plaintiff to all relief asked for in the complaint (i.e. money, possession of property, etc.).

Default judgment-When a party against whom a judgment for affirmative relief is sought has failed to plead or otherwise defend, she/he is in default and a judgment by default may be entered by the clerk of court.

Defendant-The person that is being sued or the person charged with a crime in a criminal case.

Dependency and Neglect- A child is dependent or neglected if a parent, guardian, or legal custodian has abandoned the child or has subjected the child to mistreatment or abuse, whether the parent is or is not at fault. In addition, a child is dependent or neglected if the child has run away from home or is beyond the control of their parents (For other examples, see §19-3-102 C.R.S.).

Depose-To make a deposition, to give evidence in the shape of a deposition, to make statements which are written down and sworn to; to give testimony which is reduced to writing by a duly qualified officer and sworn to by the deponent.

Deposition-The testimony of a witness, taken in writing, under oath or affirmation, in answer to questions. This is held out of court with no Judge present, but the answers often can be used as evidence in the trial.

Determination of Interests- A civil case in which the plaintiff asks the court to determine his or her interest in something. (*e.g. two attorneys have been partners in a law practice. Now the partnership is being dissolved, and the attorneys cannot agree on who gets what, for example: furniture, computer, client list, etc.*).

Devisee-A person or entity designated in a Will to receive real or personal property.

Diligent efforts-Steady, persistent efforts to locate an individual to complete personal service, including contacting friends, family, business associates; completing an internet search; and attempting personal service by a Process Server, Police Department or Sheriff's Office.

Dismissal with prejudice-A dismissal "with prejudice" bars refiling of the lawsuit or charge.

Dismissal without prejudice-The dismissal of a case while allowing the party to sue again on the same cause of action at some future time.

Trial Courts Glossary of Terms

Disposition- The final settlement of a matter, and with reference to decisions announced by a court, a judge's ruling is commonly referred to as a disposition.

Dissolution- Often used in divorce cases. Ending a marriage or civil union.

Distraint Warrant- A filing by the State Department of Revenue for a judgment for outstanding State Taxes that allows for a lien to be placed on the debtor's assets..

District Court- District Courts hear civil cases in any amount, as well as domestic relations, criminal, juvenile, probate, and mental health cases. District court decisions may be appealed to the Colorado Court of Appeals (in some cases directly to the Colorado Supreme Court).

Docket- The schedule of court proceedings.

Domicile- The permanent residence of a person, a place to which, even if he/she were temporary absence, they intend to return. In law, it is said that a person may have many residences but only one domicile.

Duces tecum- Latin meaning "bring with you". Used most frequently for a subpoena (as in "subpoena duces tecum") which seeks not the appearance of a person before a court but the surrender of a thing (document or some other evidence) by its holder, to the court, to serve as evidence in a trial.

Due process- A fundamental, constitutional guarantee that all legal proceedings will be fair and that one will be given notice of the proceedings and an opportunity to be heard before the government acts to take away one's life, liberty, or property.

Duress- Where a person is prevented from acting (or not acting) according to their free will, by threats or force or force of another, it is said to be "Under Duress".

Early neutral evaluation- An early intervention in a lawsuit by a court appointed evaluator, to narrow, eliminate, and simplify issues and to assist in case planning and management. Settlement of the case may occur.

Easement- Gives one party the right to go onto another party's property. Utilities often get easements.

Emancipation- The freeing of a minor child from the control or custody of his or her parent(s) and allowing the minor to live on his or her own or under the control of others. It usually applies to adolescents who leave their parents' household by agreement or demand. Emancipation may also end the responsibility of a parent for the acts of a child, including debts, negligence, or criminal acts.

En banc- A session in which the entire membership of the court participates in a decision.

Encumbrance- Any claim or restriction on a property's title.

Trial Courts Glossary of Terms

Enjoin-To order a person to perform, or to abstain and desist from performing a specified act or course of conduct.

Escrow-Money or documents, such as a deed or title, held by a third party until the conditions of an agreement are met. For instance, pending the completion of a real estate transaction, the deed to the property will be held "in escrow."

Estate-All property owned by a person on the date of death that is subject to probate.

Eviction-Legally removing someone from a property, like an apartment or house, because they aren't paying rent or aren't following the rules in a lease.

Evidence-The testimony, writings, material objects, or other things presented to the senses that are offered to prove the existence or nonexistence of a fact.

Ex parte-Latin that means "by or for one party." A proceeding in which only one party takes part.

Exemplified-Copy of a court document with court seals from the out-of-state Court verifying the authenticity of the document.

Exhibit-A paper document or other physical object or photograph introduced into evidence to prove or deny a claim during a trial, hearing, or deposition.

Exigent circumstances-Emergency conditions.

Expedited Placement- A dependency and neglect case in which at least one child of the family is under the age of 6 years on the date the petition is filed qualifies as an Expedited Permanency Planning (EPP) case (§19-3-104 C.R.S.).

Expert witness-A witness with a specialized knowledge of a subject who is allowed to discuss an event in court even though he or she was not present.

Expunge-To physically erase, to white or strike out. To "expunge" something from a court record means to remove every reference to it. In juvenile delinquency records, "such records are deemed never to have existed".

Extortion-Forcing a person to give up property through the use of violence, fear or under pretense of authority.

Fact-finder-The person or persons who make(s) determinations regarding the facts that are disputed by the parties in a case. When a trial involves a jury, the jurors are the fact-finders. If there is no jury, then the judge or magistrate is the fact-finder.

Fact-finding-An investigation of a dispute by a neutral third party who examines the issues and facts in a case, and who may or may not recommend settlement procedures.

Family Court Facilitator-An individual who assists with domestic relations cases and conducts Initial Status Conferences. The Family Court Facilitator can help you understand

Trial Courts Glossary of Terms

what you need to do during your case, answer questions, and give you instructions about the next steps in your case. The Family Court Facilitator cannot give legal advice.

Family Support Registry-The central payment processing center for the State of Colorado for child support and maintenance (spousal/partner support)

Felony-A crime punishable by imprisonment or by death in a state penal institution.

Fiduciary-A person having a legal relationship of trust and confidence to another and having a duty to act primarily for the other's benefit, e.g., a guardian or trustee.

File-To deposit with the clerk of the court a written complaint or petition which is the opening step in a lawsuit and subsequent documents, including an answer, motions, petitions, orders etc.

A record of the court. A paper is said to be **filed** when it is delivered to the court to be kept on file as a matter of record and reference.

Forcible Entry and Detainer-Eviction; a civil case in which the plaintiff is seeking to regain possession of leased.

Foreclosure-When a borrower cannot repay a loan on a piece of property, like a house or condominium, and the lender asks the court for an order to force the sale of the property.

Foreclosure other than Rule 120- A legal proceeding to terminate a mortgager's interest in property, instituted by the lender either to gain title or to force a sale in order to satisfy the unpaid debt secured by the property (See §38-38-701 C.R.S.).

Foreign judgment-Any judgment, decree, or order of a court of the United States or of any other courts outside of Colorado that should be honored and given effect by Colorado courts. (Civil protection orders issued by other states are not considered foreign judgments and have their own process and rules for enforcement, found in C.R.S. § 13-14-104.)

Forgery-A false document, signature, or other imitation of an object of value used with the intention to deceive another into believing it is the real thing.

Formal-Opening an estate after prior notice to Interested Persons.

Fraud-Intentionally deceiving someone and causing that person to suffer a loss.

Fugitive-A person who runs away to avoid arrest, prosecution or imprisonment.

Gag order-A judge's order prohibiting the attorneys and parties in a pending lawsuit or criminal prosecution from talking about the case to the media or the public.

Garnishee-The person or entity (often a bank or employer) that receives a court order garnishing wages or funds it owes to a debtor.

Trial Courts Glossary of Terms

Garnishment-A court-ordered procedure for taking money or property from someone to satisfy a debt. For example, a debtor's wages might be garnished to pay child support, back taxes, or a lawsuit judgment.

Good faith-Honestly and without deception.

Goods Sold and Delivered- A civil case in which the plaintiff claims that defendant purchased products, not services, but has failed to pay for them.

Grand jury-A panel of members of the public chosen from regular jury pool lists. This panel determines whether there is enough evidence to charge someone for a serious crime. Any charges issued by a grand jury are called indictments.

Green card-Also known as a permanent resident card. A Green Card holder is an immigrant who has become a lawful permanent resident of the U.S., and who can work legally, travel abroad and return, apply for permission for his/her spouse and children to immigrate to the U.S., and become eligible for citizenship.

Gross negligence-Refers to actions or inactions where there was a failure to use even the slightest amount of care in a way that shows recklessness or willful disregard for the safety of others.

Guardian-A person who is trusted by law with the care of another person or property of another, or both, as a minor or someone legally incapable of managing his or her own affairs.

Guardian ad litem-A court-appointed representative who is to defend or protect the interest of a person under legal disability, such as a child or incompetent individual involved in a legal court proceeding.

Guardianship-The office, duty, or authority of a guardian.

Habeas corpus-Latin phrase meaning "you have the body". A Writ of Habeas Corpus is an order to bring a person before the court.

Habitual offender-Also known as a "recidivist." A person who is convicted and sentenced for multiple crimes over a period of time and even after serving sentences of incarceration, demonstrating a tendency toward criminal conduct.

Harassment-Used in variety of legal contexts to describe words, gestures, and actions which tend to annoy, alarm and abuse (verbally) another person.

Hearing-Any proceeding before a judge or other magistrate without a jury in which evidence and/or argument is presented to determine some issue of fact or both issues of fact and law. While technically a trial with a judge sitting without a jury fits the definition, a hearing usually refers to brief sessions involving a specific question at some time prior to the trial itself.

Trial Courts Glossary of Terms

Hearsay-A written or spoken statement that was made outside of the court by someone other than the person testifying about that statement.

Heir-Person entitled to the property of the Decedent under statutes of Intestate Succession.

Heirs-Persons who are entitled by law to inherit the property of the deceased if there is no will specifying how the property should be divided.

Holographic will-An un-witnessed handwritten will. A few states, including Colorado, allow such documents to be admitted to probate, but most courts are very reluctant to accept them.

Homicide-The killing of one human being by the act, procurement, or omission of another. A person is guilty of criminal homicide if he purposely, knowingly, recklessly or negligently causes the death of another human being. Criminal homicide is murder, manslaughter or negligent homicide.

Hostile witness-A witness who testifies against the party who has called the person to testify. The hostile witness may be asked leading questions, as in cross-examination.

Hung jury-A divided jury that cannot agree on a unanimous verdict.

Illicit-Not permitted or allowed; unlawful.

Immaterial-Not essential or necessary, not important or pertinent; without weight; of no significance.

Immunity-Freedom from duty or penalty; exemption, as from serving in an office or performing duties that the law generally requires other citizens to perform.

Impanel-All the steps of determining and forming the jury in the trial of a particular case.

Impaired mental condition-A condition of the mind, caused by mental disease or defect, which does not rise to the level of insanity but prevents the person from forming the mental state required to find him or her guilty of the crime. If he or she is found not guilty because of impaired mental condition, they may be committed to the Department of Institutions.

Impeach-To accuse or deny or contradict. To call into question the truthfulness of a witness through other evidence that shows that the witness should not be believed.

Implied consent laws-Laws adopted by all states that apply to testing for alcohol in the blood, breath or urine. The principle underlying these laws is that any licensed driver who operates a vehicle has consented to submit to approved tests to show intoxication.

In camera-In chambers; in private. A cause is said to be heard *in camera* either when the hearing is had before the judge in his/her private room or when all spectators are excluded from the courtroom.

Trial Courts Glossary of Terms

Inadmissible-Information which, under the established rules of evidence, cannot be admitted or received by the court.

Incapacitated person-A person who is unable to effectively receive and/or evaluate information or make or communicate decisions to such a degree that the individual lacks the ability to take care of his/her basic needs of physical health, safety or self-care.

Incarceration-Imprisonment or confinement in a jail or prison.

Incest-Any person who knowingly marries, inflicts sexual penetration, or sexual intrusion on an ancestor or descendant, including a natural child, child by adoption, or stepchild twenty-one years of age or older, a brother or sister of the whole or half blood, or an uncle, aunt, nephew or niece of whole blood.

Incoming Registration of Support-A domestic case in which a person had a Support Order that was entered in another state and he/she wants to enforce the case here, generally to modify the support order or to issue garnishments or wage assignments.

Incompetent-When someone is unable or unqualified to do something. The term also refers to someone who lacks the legal ability to stand trial or to testify, i.e., unqualified to testify.

Indictment-The formal written accusation of a crime made by a grand jury and presented to a court for prosecution against the accused person; the act or process of preparing or bringing the formal written accusation.

Indigent-A person meeting certain standards of poverty and, thereby, qualifying for waiver of fees or court-appointed counsel.

Informal-Opening an estate without prior notice of Interested Persons.

Informed consent-A person's agreement to allow something to happen or made with full knowledge of the risks involved and the alternatives.

Infraction-A violation, usually of a rule or local ordinance and usually not punishable by jail time.

Infringement-An act that interferes with one of the exclusive rights of a patent, copyright or trademark owner.

Initial Status Conference-A date for you to come to court to meet with a Family Court Facilitator who will help you understand what you need to do during your case, answer your questions, and give you instructions about the next steps in your case. However, you will not be given any legal advice.

Injunctive Relief- Plaintiff asks the court to restrain or enjoin another party from taking an action that may cause harm or result in injury, loss or damage to the plaintiff. May also include a temporary protection order. (See C.R.C.P. 65).

Trial Courts Glossary of Terms

Injunction-A court order directing a person to keep oneself from doing something or ordering the person to do something.

Intent-The state of mind accompanying an act, especially a forbidden act. While motive is the reason for doing some act, intent is the mental resolution or determination to do it.

Interested persons-Person identified by Colorado Law who must be given notice of a court proceeding. The term may include heirs, children, spouse, devisees, beneficiaries, creditors, claimants and persons having priority to serve as personal representative, depending on the circumstances.

Interlocutory-Refers to an order, judgment or appeal, that is temporary and issued or taken while the case is still pending and is not final.

Interrogatories-A written set of questions, submitted to an opposing party in a lawsuit as part of discovery, or served on a judgment debtor by a judgment creditor trying to collect a debt. Interrogatories must be answered in writing and under oath.

Intervenor-A person who voluntarily enters into an action or other proceedings with the approval of the court.

Intestate-An estate in which the person (decedent) did not live a will.

Intestate formal-Formal probate proceedings, with no will involved, may be commenced by an interested person filing a petition and, after notice and hearing, the court enters an order, adjudicates intestacy, determines heirs and appoints a personal representative.

Intestate Informal- Informal probate proceedings, with no will involved, may be commenced by an interested person filing an application for informal appointment..

Intestate succession-By Colorado law, a list of who will inherit the property when someone dies without a will.

Irrevocable trust-A trust that cannot be terminated by the settlor (the person who created the trust) once it's created.

Jeopardy-The risk of conviction and punishment that a criminal defendant faces at trial.

Joinder-The combining of parties or claims in a single lawsuit. Joinder can be either necessary or permissive.

Joint tenancy-Ownership by two or more people of the same property. This property may be real estate, cash or other items.

Judgment-A court's final determination of the rights and obligations of the parties in a case. The term includes a decree and any order that can be appealed.

Trial Courts Glossary of Terms

Judgment creditor-The person(s), company or group who should receive a specific amount of money according to the Court's order.

Judgment debtor-The person(s), company or group who owes a specific amount of money according to the Court's order.

Jurisdiction-A court's power to decide a case or issue a decree.

Jury-A group of persons selected according to law and given the power to decide questions of fact and return a verdict in a court case.

Justice-The fair and proper administration of laws. It can also refer to a judge, especially of an appellate court.

Juvenile-A person who has not reached the age of majority, usually 18.

Juvenile delinquent-An underage person that has committed a crime in states where by law a minor lacks responsibility and may not be sentenced as an adult.

Legal Separation-A court order granting the right to live apart, with the rights and obligations of divorced persons, but without divorce. The order can include issues relating to child custody, alimony, child support, division of property and debts.

Letters-A document issued by the Court, identifying the authority of the Personal Representative.

Levy-A legal process to obtain property or cash from the judgment debtor to satisfy a judgment.

Liability-Any legal responsibility, duty or obligation.

Lien-A claim that a person has upon the property of another as security for a debt owed.

Litigant-A party to a lawsuit, one who is engaged in litigation, usually referred to active parties in a case.

Litigation-A lawsuit, legal action, including all proceedings therein.

Magistrate-A person other than a judge authorized by Colorado law or by Colorado court rules to make orders or judgments in court proceedings, like trials or hearings.

Maintenance-Maintenance is the new term for "alimony" or "spousal/partner support". Maintenance is financial support paid to a former spouse or partner.

Mandate-A command, order or direction, written or spoken which the court is authorized to give and a person is must obey.

May-In legal terms, "may" is defined as "optional" or "can".

Trial Courts Glossary of Terms

Mechanics' Lien- Plaintiff has provided goods and/or services on a property (real property) for which he or she has not been paid and plaintiff has subsequently filed a lien against the property to ensure payment. (See §38-22-101 C.R.S.).

Mediation-A trained neutral person helps people involved in a court case reach their own solution.

Minor-A person who does not have the legal rights of an adult. Someone who has not yet reached the age of majority which in most states is the age of 18.

Misdemeanor- A criminal offense punishable by a sentence in the county jail.

Mistrial-A trial ended before a verdict is reached because of a basic error that is harmful to the defendant.

Modification-Any change to a current court order or decree.

Money- A civil case in which the plaintiff claims a demand for money owed.

Money judgment-Part of a judgment that requires the payment of money by one party (the judgment debtor) to another (the judgment creditor).

Moot-An issue which no longer is important.

Motion-A written or oral request a party makes to the Court for a specified ruling or order.

Motion in limine-A written motion which is usually made before or after the beginning of a jury trial for a protective order against extremely harmful evidence.

Motion to suppress-A motion asking that allegedly secured illegal evidence be left out of the trial.

Nominee-The person seeking appointment as Personal Representative.

Notary Public-A person authorized by the state in which the person resides to certify documents . The signature and seal or stamp of a notary public is necessary to attest to the oath of truth of a person making an affidavit and to attest that a person has acknowledged that he/she executed a deed, power of attorney or other document, and is required for recording in public records

Note- A civil case in which the plaintiff claims defendant has signed a note (a borrower's legally binding written promise to repay a debt to a lender on a specified date) and has defaulted on the payment for that note.

Oath-A serious affirmation or promise to tell the truth or to take a certain action.

Order-A formal written direction given by a judge or magistrate.

Trial Courts Glossary of Terms

Outgoing Registration of UIFSA- An administrative order filed by the Department of Health Services that they want to have enforced in another state.

Parental responsibility-This term includes both parenting time and decision-making responsibilities regarding the children. (The term "Custody" is no longer used.)

Parental Rights-In the State of Colorado the freedom to decide who cares for children and how. Also includes the freedom to decide how to spend time with a son or daughter, including activities and time, in order to raise a child. Decisions about school, religion, and medical treatment are included.

Parenting plan-A written document that identifies decision-making responsibilities, parenting time, relocation, child support, and child tax exemption relating to the children in a divorce or custody case.

Parenting time-Also known as "**Visitation**". The right of a parent to spend time with their children by order of the Court.

Party-One of the participants in a lawsuit or other legal proceeding who has an interest in the outcome.

Paternity-A specific man being the natural or biological father of a child.

Payable on Death (POD)-A bank account that names a specific person as beneficiary of all funds once the account holder dies. Probate is not necessary.

Permanent Protection Order (PPO)-An order granting continuous protection to prevent assaults and threatened bodily harm, domestic abuse, emotional abuse and stalking.

Person in Interest-Property owner or other individual or group named as the landlord on a lease or person who has some sort of involvement or investment in the rental or home.

Personal representative-A person at least 21, resident or non-resident of Colorado, who has been appointed to administer the estate of the Decedent and may also be referred to as an Executor/Executrix.

Personal Service-Delivering a summons, complaint, or other legal document which must be served by handing it directly to the person named in the document.

Petition-A written application to the Court asking for specific action to be taken.

Petitioner-A person who is completing and filing a written Petition (application) with the Court

In Probate: A person who files a Petition for Formal Appointment of Personal Representative and/or Determination of Heirs.

Plaintiff-The person who starts a lawsuit. This person may also be known as "claimant", "petitioner", or "applicant".

Trial Courts Glossary of Terms

Pleading-The formal presentation of claims and defenses by parties to a lawsuit. The specific papers by which the allegations of parties to a lawsuit are presented in proper form; specifically the complaint of a plaintiff and the answer of a defendant plus any additional responses to those papers that are authorized by law.

Power of Attorney-A written document in which one person appoints another person to act as an agent on his or her behalf, giving authority to perform certain acts or functions.

Prenuptial agreement-A written agreement setting out terms of the relationship for the division of property and financial issues for a couple who are about to live together or marry should the relationship or marriage later be dissolved.

Pro bono-For the good; used to describe work or services done or performed free of charge.

Pro se-(pronounced pro say) Latin phrase that means "for himself." A person who represents himself in court alone without the help of a lawyer is said to appear pro se.

Probate-A type of court case or area of law that focuses on guardianships, conservatorships, or division of a person's property after death.

Process Server-A person who serves or delivers legal paperwork.

Promissory note-A written document in which a borrower agrees (promises) to pay back money to a lender according to specified terms

Public Administrator Statement-A type of probate filing. The public administrator files statements of accounts in small estates.

Public Notice-Document which is submitted to the local newspaper (that must meet the qualifications of a legal publication) to publish notice of a requested name change.

Public Trustee-In Colorado, an individual appointed by the Governor that keeps deeds of trusts related to real estate, handles the sale of foreclosed real estate, and collects taxes related to real estate. A public trustee is appointed in each county or the treasurer in the county acts as public trustee.

Public Utilities Commission- A review of a decision by the Public Utilities Commission for the purpose of having the lawfulness of the final decision inquired into and determined. (See §40-6-115 C.R.S.).

Publication-A method of providing legal notice, conveying or making information generally known to the public, usually by means of an approved newspaper in the appropriate county or district.

Trial Courts Glossary of Terms

Real property-Land and all the things that are attached to it, like a garage or barn. Anything that is not real property is personal property. Personal property is anything that isn't nailed down, dug into, or built onto the land. A house is real property, but a dining room set is not.

Registered Agent-A person authorized to accept Service of Process for a corporation.

Registration of Foreign Decree- When a party to a domestic relations case, filed in another state, seeks to register (or file) an out-of-state case into the State of Colorado for purposes of enforcement. (See §14-11-101 C.R.S.).

Replevin-Legal way to get property back from a person who has wrongfully taken or kept property. You must have had or have the right to keep to the property.

Respondent-A person who has been named in a court case, and was served legal documents that were started and given to the Court by another person, known as the "Petitioner". If the Respondent wishes to have a say in the case they must file or give a response to the Court.

Return of Service-Written proof under oath by a process server saying that they delivered legal documents (such as a summons and complaint). "Return of Service" is also referred to as "Proof of Service".

Right of Survivorship-When property is owned by two or more people and one of the owners dies, his or her share goes to the remaining owners without needing to open a probate case.

Rule 105 Quiet Title- Plaintiff asks the court to determine the rights of all parties with respect to real property and its possession (See C.R.C.P. 105 and C.R.C.P. 105.1(b)).

Rule 106 Writs/Contempt-A civil case brought in district court that allows for relief to be obtained in the following instances: 1) where any person not being committed or detained for any criminal or supposed criminal matter is illegally confined or restrained; 2) to compel a lower judicial body, governmental body, corporation, board, officer or person to perform an act which the law specially enjoins as a duty resulting from an office, trust, or station, or to compel the admission of a party to the use and enjoyment of a right or office to which he is entitled, and from which he is unlawfully precluded; 3) when any person usurps, intrudes into, or unlawfully holds or exercises any office or franchise; 4) where any governmental body or officer or any lower judicial body exercising judicial or quasi-judicial functions has exceeded its jurisdiction or abused its discretion, and there is no remedy otherwise provided by law.

Rule 120 Deed of Trust- A party holding interest in property through an instrument in which there is default on the instrument, may ask the court to order the property sold by the public trustee (See C.R.C.P. Rule 120).

Satisfaction of Judgment-The document stating the Judgment Debtor has satisfied (paid) the judgment. If the judgment has been paid, this document must be filed by the Judgment Creditor with the Clerk of Court in order to remove the judgment from credit reports as being unpaid. The satisfaction can be "Full" or "Partial".

Trial Courts Glossary of Terms

Security Agreement-A contract between a lender and borrower that states that the lender can repossess the property a person has offered as collateral if the loan is not paid as agreed.

Self-represented Litigant-Also known as a Pro Se Party. A person who represents himself or herself in court without the help of a lawyer.

Separation Agreement-Written arrangements concerning custody or parental obligation, child support, spousal maintenance (alimony), and property division made by a married couple who are usually about to obtain a divorce or legal separation

Serve-To give court paperwork that starts a court case or is part of a court case to the person that is being sued or the other person in the case. This is done by a person who isn't involved in the case or a sheriff or private process server. The person starting the case **cannot** deliver the paperwork.

Service of Process

The official act by which a party is notified that a court action has been filed against them. They are personally served with a copy of the document(s) filed and information as to the steps they should take in order to respond to the court action.

Services Rendered- A civil case in which a party performs a service but is not compensated as agreed.

Settle-To reach an agreement.

Settlement-The resolution or compromise by the parties in a civil lawsuit.

Settlement Conference-An informal assessment and negotiation session conducted by a legal professional who hears both sides of the case, may advise the parties on the law and precedent relating to the dispute, and suggest a settlement. An informal assessment and negotiation session conducted by a legal professional who hears both sides of the case, may advise the parties on the law and precedent relating to the dispute, and suggest a settlement.

Shall-In legal terms, "shall" is defined as "required".

Single Transaction-A type of probate filing in which the court, without appointing a conservator, may enter an order to authorize, direct or ratify any transaction necessary or desirable for the best interests of the protected person.

Special Administrator Formal- A type of probate filing. A Special Administrator may be appointed by the Court on Petition of any interested person and finding, after notice and hearing, that appointment is necessary to preserve the estate or secure its proper administration, including when a personal representative cannot or should not act. (See §15-12-614 C.R.S.).

Trial Courts Glossary of Terms

Special Administrator Informal-A type of probate filing. A Special Administrator may be appointed informally by the Registrar on application of any interested person when necessary to protect the estate of a decedent prior to the appointment of a general personal representative or if a prior appointment has been terminated. (See §15-12-614 C.R.S.) Note there is a general policy in most courts to accept only formal proceedings.

Special District- Persons proposing the organization of a special district (i.e. water, fire protection, metropolitan, park & recreation, sanitation etc.) may petition the court for the organization of the district. (See §32-1-301 C.R.S.).

Specific Performance-A civil case in which the plaintiff claims that a contract exists between parties and one party has failed to perform the conditions of the contract. The plaintiff asks the court to order that the conditions of the contract be performed.

Statute of Limitations-Laws setting deadlines for filing lawsuits within a certain time after events occur that are the source of a claim.

Stay-An order stopping a judicial proceeding or execution of a judgment.

Stipulation-An agreement by opposing lawyers on any matter. Most stipulations must be in writing.

Strict Liability-A concept applied by courts in product liability cases in which a seller is liable for any and all defective or hazardous products that unduly threaten a consumer's personal safety.

Subpoena-An order to a witness to appear and testify at a specified time and place.

Subpoena Duces Tecum-Latin meaning, "bring with you". Subpoena duces tecum seeks not the appearance of a person before a court but the surrender of a thing (document or some other evidence) by its holder, to the court, to serve as evidence in a trial.

Summation-The closing argument in a trial.

Summons-(1)An order to a sheriff or other officer to notify a named person that a civil action has been commenced against him or her and that he or she is required to appear within a specified period and answer the complaint.(2) A written order or notice directing that a person appear before a designated court at a stated time and place and answer to a charge against him or her. (3) The document initiates all civil law suits and is referred to as process.

Supersedeas Bond-A bond required of a party who asks to set aside a judgment or execution and from which the other party may be paid if the action is unsuccessful.

Sworn Financial Statement-A written document that contains financial information to include monthly income, expenses, debts, and value of assets.

Trial Courts Glossary of Terms

Temporary Injunction-An automatic Court order in place until the Decree is entered or until further order of the Court. The order prevents the transfer of property, ending of insurance coverage, etc. without the permission of the other person in the case.

Temporary Order-Written paperwork from the Court, short-term, to deal with issues such as spousal maintenance (alimony), child support, or financial responsibilities until the final decree of divorce is made.

Temporary Protection Order (TPO)-Short-term written paperwork from the court granted without notice or hearing. A Temporary Protection Order (TPO) keeps one party from the other until the court can hear more evidence and decide whether to issue a permanent protection order.

Tenants in Common-Property that is owned by two or more people. When one person dies his or her part of the property goes to his or her estate rather than to the remaining co-owners. A probate case may be necessary.

Termination (terminated case)-A case in which all outstanding issues have been resolved; a case that has reached final resolution.

Testate-Estate in which the person who died left a will.

Testate Formal- A probate filing. A formal proceeding for adjudication regarding the priority or qualification of one who is an applicant for appointment as personal representative, or of one who previously has been appointed personal representative in informal proceedings, or if an issue concerning the testacy of the decedent is or may be involved (See §15-12-414 C.R.S.).

Testate Informal- A probate filing. An informal probate of will and informal appointment of personal representative.

Testator-The person who makes a will.

Testimony-The statements made by a witness, under oath, usually related to a legal proceeding; evidence given by a witness under oath or affirmation, as distinguished from evidence from writing and other sources.

Tort-An injury or wrong committed, with or without force, against someone or their property.

Transcript of Judgment-A one-page document from the Court that gives the name of the Judgment Debtor (person or company who owes money), Judgment Creditor (the person or company who is owed money) and the date and amount of the judgment.

Transferable on Death (TOD)-Naming beneficiaries to receive your money and property when you die without filing a probate case.

Trial Courts Glossary of Terms

Traverse-A denial; where a Defendant denies any important claim of fact in the Plaintiff's statement.

Trust-Property given to a trustee to manage for the benefit of another person. Generally the beneficiary gets interest and dividends on the trust assets for a set number of years.

Trustee-Person or group that supervises and manages a trust.

Uniform Veterans Guardianship-Act: A type of probate filing, commonly referred to as a UVGA case, which applies to beneficiaries of monies from the Veteran's Administration. The word guardian and guardianship is used but in essence this is a conservatorship and essentially treated as a conservatorship.

Valid Claim-A grievance that can be resolved by legal action.

Verdict-The opinion rendered by a jury, or a judge where there is no jury, on a question of fact. A verdict differs from a judgment in that a verdict is not a judicial determination, but is a finding of fact.

Vicarious Liability-When one person is liable for the negligent actions of another person, even though the first person was not directly responsible for the injury. For instance, a parent sometimes can be vicariously liable for the harmful acts of a child and an employer sometimes can be vicariously liable for the acts of a worker.

Victim-Any person aggrieved by the conduct of an offender. For a complete listing of who may be considered a victim, please see Section 18-1.3-602(4) of the Colorado Revised Statutes.

Wage execution-The act of taking a person's wages to satisfy a judgment. Also known as garnishment.

Waiver-The intentional and voluntary relinquishment of a legal right.

Waiver of Service-A voluntary acceptance of service by the Respondent giving up his or her right to proof of service or service of future court documents or notices of hearings from the Petitioner.

Warrant-An order issued by the court ordering any peace officer to arrest the person named or described in the order.

Warrantless Arrest-An arrest of a person without a warrant. It is generally permissible if the arresting officer has reasonable grounds to believe that the person has committed a felony or if the person has committed a misdemeanor amounting to a breach of the peace.

Witness-One who testifies under oath as to what she/he has seen, heard or otherwise observed.

Trial Courts Glossary of Terms

Writ-An order issued from a court requiring the performance of a specified act, or giving authority to have it done.

Writ of Attachment-A writ used to enforce obedience to an order or judgment of the court by taking property.

Writ of Certiorari-An order by the appellate court that is used when the court has discretion on whether or not to hear an appeal. If the writ is denied, the court refused to hear the appeal and, in effect, the judgment below stands unchanged. If the writ is granted, then it has the effect of ordering the lower court to certify the record and send it up to the higher court that will use its discretion to hear the case.

Writ of Execution-An order from the court to put in force the judgment or decree of a court by taking property of the person who owes money to pay a debt.

Writ of Habeas Corpus- Plaintiff claims that he or she has been illegally confined.

