

# JUDICIAL BRANCH

ANNUAL STATISTICAL REPORT

# FISCAL YEAR 2016



# Supreme Court of Colorado

2 EAST 14TH AVENUE  
DENVER, CO 80203  
(720) 625-5460

NANCY E. RICE  
CHIEF JUSTICE

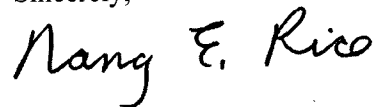
I am pleased to present the Judicial Department's annual statistical report, providing data on probation programs and the number and type of cases filed and resolved in Colorado's courts during the fiscal year that ended June 30, 2016. The information in the report presents an overview of our efforts to expand access to justice, improve management of people sentenced to probation, and ensure all disputes filed in the state's courts get the attention they should. Here, I want to highlight a relatively new program that has improved the public's access to the legal system.

Some counties in Colorado have financial limitations that have led to deferred courthouse maintenance or renovation. That, along with the simple fact that many courthouses around the state are decades old, provided the impetus to create a grant fund to help update our court facilities. House Bill 2014-1096 created the Underfunded Courthouse Facility Commission, which is tasked with distributing grant funds to help counties with financial limitations ensure their courthouses are secure, efficient and welcoming. The third round of grants will be awarded later this year. So far, the commission has granted \$2.6 million to 13 counties for work ranging from improvements to security and layout to helping fund new courthouse construction.

Grants have ranged from a few thousand dollars to help fund small remodeling projects to \$1.1 million to help with construction of a new courthouse. In Dolores County, for example, a \$7,615 grant went toward enclosing the previously open court clerk's space, providing a secure door and intake window to help ensure the confidentiality of personal and financial information stored in files, as well as creating space for a public access computer terminal. Prowers County used a \$100,000 grant to repair or replace nearly 100-year-old curbs and sidewalks to ensure safe access to the courthouse in Lamar. A \$1.1 million grant to Alamosa County will supplement voter-approved funding to replace a deteriorating courthouse that lacks modern security, safety, comfort and technological features.

The Underfunded Courthouse Facility grants program is one example of the Colorado Judicial Department's continuing commitment to ensuring equal access for all to the legal system; to treating all with dignity, respect and concern; and to cultivating public trust and confidence through the thoughtful stewardship of public resources.

Sincerely,



Nancy E. Rice

# TABLE OF CONTENTS

Forward	i
Colorado Judicial Districts Map	ii
Organization Chart of the Judicial Department	iii

## I. SUPREME COURT

List of Supreme Court Justices	1
Narrative	2
Table 1: Supreme Court Caseload, Fiscal Year 1978 to Fiscal Year 2016	3
Table 2: Distribution of Case Filings in the Supreme Court, Fiscal Year 1990 to Fiscal Year 2016	4
Table 3: Distribution by Type of Case Filed in the Supreme Court, Fiscal Year 2007 to Fiscal Year 2016	5
Table 4: Distribution of Case Terminations, Fiscal Year 1992 to Fiscal Year 2016	6
Table 5: Supreme Court Written Opinions, Fiscal Year 2005 to Fiscal Year 2016	7
Table 6: Distribution of Supreme Court Cases at Issue, End of Fiscal Year 2016	8
Table 7: Distribution of Supreme Court Cases Not at Issue, End of Fiscal Year 2016	8

## II. COURT OF APPEALS

List of Court of Appeals Judges	9
Narrative	10
Table 8: Caseload of Court of Appeals, Fiscal Year 1974 to Fiscal Year 2016	11
Table 9: Distribution of Case Filings and Percent Change for Fiscal Year 2015 and Fiscal Year 2016	12
Table 10: Distribution of Case Terminations and Percent Change for Fiscal Year 2015 and Fiscal Year 2016	12
Chart A: Case Filings and Terminations	13

## III. DISTRICT COURT

List of District Court Judges	14
Narrative	15
Chart 1 and Chart 2: District Court Case Filings- Proportion of Cases by Class, Ten Year Comparison, Fiscal Year 2005 and Fiscal Year 2016	16
Table 11: District Court Filings, Terminations and Percent Change for Fiscal Year 2015 and Fiscal Year 2016	17
Table 12: District Court Caseload, Fiscal Year 2005 to Fiscal Year 2016	18
Table 13: District Court Filings, Terminations and Percent Change, Fiscal Year 2015 to Fiscal Year 2016	19
Table 14: District Court Filings and Terminations for Fiscal Year 2016	20-21
Table 15: Court and Jury Trials for District Court for Fiscal Year 2016	22-23
Table 16: Civil Filings by Case Type for Fiscal Year 2016	24-31

# TABLE OF CONTENTS

<b>Table 17:</b> <i>Domestic Filings by Case Type for Fiscal Year 2016</i>	32-33
<b>Table 18:</b> <i>Criminal Filings by Case Type for Fiscal Year 2016</i>	34-39
<b>Table 19:</b> <i>DUI Felony Filings by District for Fiscal Year 2016</i>	40
<b>Table 20:</b> <i>Juvenile Filings by Case Type for Fiscal Year 2016</i>	41-44
<b>Table 21:</b> <i>Juvenile Delinquency Filings by Case Type for Fiscal Year 2016</i>	45-52
<b>Table 22:</b> <i>Mental Health Filings by Case Type for Fiscal Year 2016</i>	53-54
<b>Table 23:</b> <i>Probate Filings by Case Type for Fiscal Year 2016</i>	55-62

## IV. COUNTY COURT

<b>List of County Court Judges</b>	63
<b>Narrative</b>	64
<b>Chart 3 and 4:</b> <i>Filings- Proportion of Cases by Type, Ten Year Comparison, Fiscal Year 2005 and Fiscal Year 2016</i>	65
<b>Table 24:</b> <i>Filings, Terminations and Percent Change for Fiscal Year 2015 and Fiscal Year 2016</i>	66
<b>Table 25:</b> <i>County Court Caseload, Fiscal Year 2007 to Fiscal Year 2016</i>	67
<b>Table 26:</b> <i>County Court Filings, Terminations and Percent Change, Fiscal Year 2015 to Fiscal Year 2016</i>	68
<b>Table 27:</b> <i>County Court Filings and Terminations for Fiscal Year 2016</i>	69-70
<b>Table 28:</b> <i>Court and Jury Trials for County Court for Fiscal Year 2016</i>	71-72
<b>Table 29:</b> <i>DUI/DWAI Filings by District for Fiscal Year 2016</i>	73
<b>Table 30:</b> <i>Civil Filings by Case Type for Fiscal Year 2016</i>	74-75
<b>Table 31:</b> <i>Misdemeanor Filings by Case Type for Fiscal Year 2016</i>	76-83
<b>Table 32:</b> <i>Small Claims by Case Type for Fiscal Year 2016</i>	84-85
<b>Table 33:</b> <i>Traffic Filings by Case Type for Fiscal Year 2016</i>	86-87

## V. WATER COURT

<b>List of Water Court Judges</b>	88
<b>Narrative</b>	89
<b>Table 34:</b> <i>Filings, Claims and Percent Change for Fiscal Year 2015 and Fiscal Year 2016</i>	90

## VI. OFFICE OF DISPUTE RESOLUTION

<b>Narrative</b>	91
<b>Table 35:</b> <i>ADR Services Provided by Case Type and Disposition Percentage, Fiscal Year 2016</i>	92
<b>Table 36:</b> <i>ADR Services Provided by District and Case Type, Fiscal Year 2016</i>	93
<b>Table 37:</b> <i>Mediation Services Provided by District and Case Type, Fiscal Year 2016</i>	94

# TABLE OF CONTENTS

## VII. FINANCIAL INFORMATION

<b>Narrative</b>	95
<b>Chart 6:</b> Colorado Judicial Branch, Fiscal Year 2016 Statewide Total Appropriations	96
<b>Chart 7:</b> Colorado Judicial Branch, Fiscal Year 2016 Judicial Appropriation by Agency	96
<b>Chart 8:</b> Colorado Judicial Branch, Fiscal Year 2016 Judicial Appropriation by Major Program	97
<b>Chart 9:</b> Colorado Judicial Branch, Fiscal Year 2016 Judicial Appropriation by Major Cost Recovery	97
<b>Narrative Collections</b>	98
<b>Table 38:</b> Colorado Judicial Branch, Collections	99
<b>Chart 5:</b> Restitution Assessments and Collections (non-DOC)	100
<b>Chart B:</b> Restitution By Year of Sentence	101-106

## VIII. COLORADO PROBATION

<b>List of Chief Probation Officers</b>	107
<b>Probation Overview</b>	108-110
<b>Table 39:</b> Grand Totals –Adult Regular, Private, Juvenile Regular, Intensive Programs, Monitoring and Investigations for Fiscal Year 2015 and Fiscal Year 2016	111
<b>Table 40:</b> Colorado Adult Probation State Regular and Non-DUI/DWAI Private Combined Successful/Unsuccessful Terminations Fiscal Year 2016	112

### Regular Adult State Probation

<b>Table 41:</b> Adult Probation: Fiscal Year 2016 Investigations	113
<b>Table 42:</b> Adult Probation: Fiscal Year 2016 New Clients by Offense Type	114
<b>Table 43:</b> Adult Probation: Fiscal Year 2016 New Clients by Court of Origin	115
<b>Table 44:</b> Adult Probation: Fiscal Year 2016 New Clients by Supervision Type	116
<b>Table 45:</b> Adult Probation: Fiscal Year 2016 New Clients by Gender	117
<b>Table 46:</b> Adult Probation: Fiscal Year 2016 New Clients by Age	118
<b>Table 47:</b> Adult Probation: Fiscal Year 2016 New Clients by Ethnic Group	119
<b>Table 48:</b> Adult Probation: Fiscal Year 2016 Successful/Unsuccessful Terminations	120
<b>Table 49:</b> Adult Probation: Fiscal Year 2016 All Probation Supervision Closure Types	121
<b>Table 50:</b> Adult Probation: Fiscal Year 2016 Type of Revocation	122
<b>Table 51:</b> Adult Probation: Fiscal Year 2016 Length of Stay	123
<b>Table 52:</b> Adult Probation: Fiscal Year 2016 State Adult and All Private Adult Probation Active Clients on June 30, 2016	124
<b>Table 53:</b> Adult Probation: Fiscal Year 2016 Active Clients Risk Levels on June 30, 2016	125
<b>Table 54:</b> Adult Probation: Fiscal Year 2016 Regular Adult, Domestic Violence and Sex Offender Client Risk Levels on June 30, 2016	126
<b>Table 55:</b> Adult Probation: Fiscal Year 2016 Problem Solving Court, Mental Health and Economic Crime Client Risk Levels on June 30, 2016	127

# TABLE OF CONTENTS

## Private Probation

<b>Table 56:</b> <i>Private Probation: Fiscal Year 2016 New Clients by Supervision Type</i> _____	128
<b>Table 57:</b> <i>Private Probation: Fiscal Year 2016 New Clients by Gender</i> _____	129
<b>Table 58:</b> <i>Private Probation: Fiscal Year 2016 New Clients by Age: Non DUI/DWAI</i> _____	130
<b>Table 59:</b> <i>Private Probation: Fiscal Year 2016 New Clients by Age: DUI/DWAI</i> _____	131
<b>Table 60:</b> <i>Private Probation: Fiscal Year 2016 New Clients by Ethnic Group: Non DUI/DWAI</i> _____	132
<b>Table 61:</b> <i>Private Probation: Fiscal Year 2016 New Clients by Ethnic Group: DUI/DWAI</i> _____	133
<b>Table 62:</b> <i>Private Probation: Fiscal Year 2016 Successful/Unsuccessful Terminations</i> _____	134
<b>Table 63:</b> <i>Private Probation: Fiscal Year 2016 All Closure Types: Non DUI/DWAI</i> _____	135
<b>Table 64:</b> <i>Private Probation: Fiscal Year 2016 All Closure Types: DUI/DWAI</i> _____	136
<b>Table 65:</b> <i>Private Probation: Fiscal Year 2016 Type of Revocation</i> _____	137
<b>Table 66:</b> <i>Private Probation: Fiscal Year 2016 Length of Stay</i> _____	138
<b>Table 67:</b> <i>Private Probation: Fiscal Year 2016 Active Non-DUI/DWAI Client Risk Levels on June 30, 2016</i> _____	139
<b>Table 68:</b> <i>Private Probation: Fiscal Year 2016 Active DUI/DWAI Client Risk Levels on June 30, 2016</i> _	140

## Regular Juvenile Probation

<b>Table 69:</b> <i>Juvenile Probation: Fiscal Year 2016 Investigations</i> _____	141
<b>Table 70:</b> <i>Juvenile Probation: Fiscal Year 2016 New Clients by Offense Type</i> _____	142
<b>Table 71:</b> <i>Juvenile Probation: Fiscal Year 2016 New Clients by Supervision Type</i> _____	143
<b>Table 72:</b> <i>Juvenile Probation: Fiscal Year 2016 New Clients by Gender</i> _____	144
<b>Table 73:</b> <i>Juvenile Probation: Fiscal Year 2016 New Clients by Age</i> _____	145
<b>Table 74:</b> <i>Juvenile Probation: Fiscal Year 2016 New Clients by Ethnic Group</i> _____	146
<b>Table 75:</b> <i>Juvenile Probation: Fiscal Year 2016 Successful/Unsuccessful Terminations</i> _____	147
<b>Table 76:</b> <i>Juvenile Probation: Fiscal Year 2016 All Probation Supervision Closure Types</i> _____	148
<b>Table 77:</b> <i>Juvenile Probation: Fiscal Year 2016 Type of Revocation</i> _____	149
<b>Table 78:</b> <i>Juvenile Probation: Fiscal Year 2016 Length of Stay</i> _____	150
<b>Table 79:</b> <i>Juvenile Probation: Fiscal Year 2016 Active Client Risk Levels on June 30, 2016</i> _____	151
<b>Table 80:</b> <i>Juvenile Probation: Fiscal Year 2016 Active Juvenile Regular and Juveniles Who Have Committed Sexual Offenses Client Risk Levels, on June 30, 2016</i> _____	152
<b>Table 81:</b> <i>Juvenile Probation: Fiscal Year 2016 Active Problem Solving Court and Mental Disorder Client Risk Levels on June 30, 2016</i> _____	153

## Probation Intensive Programs:

### Adult Intensive Supervision Probation (AISP):

<b>Table 82:</b> <i>Adult Intensive Supervision (AISP)/Limit Setter Intensive Probation (LISP): Fiscal Year 2016 New Clients by Order Type</i> _____	154
<b>Table 83:</b> <i>Adult Intensive Supervision (AISP)/Limit Setter Intensive Probation (LISP): Fiscal Year 2016 Successful/Unsuccessful Terminations</i> _____	155

# TABLE OF CONTENTS

<b>Table 84:</b> <i>Adult Intensive Supervision (AISP)/Limit Setter Intensive Probation (LISP): Fiscal Year 2016 Discharges</i>	156
---	-----

<b>Table 85:</b> <i>Adult Intensive Supervision (AISP)/Limit Setter Intensive Probation (LISP): Fiscal Year 2016 Type of Revocation</i>	157
---	-----

## **Sex Offender Intensive Supervision Probation (SOISP):**

<b>Table 86:</b> <i>Sex Offender Intensive Supervision (SOISP): Fiscal Year 2016 New Clients by Order Type</i>	158
--	-----

<b>Table 87:</b> <i>Sex Offender Intensive Supervision (SOISP): Fiscal Year 2016 Successful/Unsuccessful Terminations</i>	159
---	-----

<b>Table 88:</b> <i>Sex Offender Intensive Supervision (SOISP): Fiscal Year 2016 Discharges</i>	160
---	-----

<b>Table 89:</b> <i>Sex Offender Intensive Supervision (SOISP): Fiscal Year 2016 Type of Revocation</i>	161
---	-----

## **Female Offender Program (FOP):**

<b>Table 90:</b> <i>Female Offender Program (FOP): Fiscal Year 2016 New Clients by Order Type</i>	162
---	-----

<b>Table 91:</b> <i>Female Offender Program (FOP): Fiscal Year 2016 Successful/Unsuccessful Terminations</i>	163
--	-----

<b>Table 92:</b> <i>Female Offender Program (FOP): Fiscal Year 2016 Discharges</i>	164
--	-----

<b>Table 93:</b> <i>Female Offender Program (FOP): Fiscal Year 2016 Type of Revocation</i>	165
--	-----

## **Juvenile Intensive Supervision Probation (JISP):**

<b>Table 94:</b> <i>Juvenile Intensive Supervision (JISP): Fiscal Year 2016 New Clients by Order Type</i>	166
---	-----

<b>Table 95:</b> <i>Juvenile Intensive Supervision (JISP): Fiscal Year 2016 Successful/Unsuccessful Terminations</i>	167
--	-----

<b>Table 96:</b> <i>Juvenile Intensive Supervision (JISP): Fiscal Year 2016 Discharges</i>	168
--	-----

<b>Table 97:</b> <i>Juvenile Intensive Supervision (JISP): Fiscal Year 2016 Type of Revocation</i>	169
--	-----

## **Intensive Programs Summary:**

<b>Table 98:</b> <i>Intensive Programs Active Clients Summary on June 30, 2016</i>	170
--	-----

## **Victim Services:**

<b>Table 99:</b> <i>Summary of Victim Services Fiscal Year 2012 to Fiscal Year 2016</i>	171
---	-----

<b>Table 100:</b> <i>Victims Services Notifications for Fiscal Year 2016</i>	172
--	-----

<b>Table 101:</b> <i>Victim Services Notification of Critical Probation Events for Fiscal Year 2016</i>	173
---	-----

## **Alcohol and Drug Driving Safety Programs (ADDS):**

<b>Table 102:</b> <i>ADDS: Fiscal Year 2016 New State DUI/DWAI Monitored Clients</i>	174
--	-----

<b>Table 103:</b> <i>ADDS: Fiscal Year 2016 New State DUI/DWAI Monitored Clients by Gender</i>	175
--	-----

<b>Table 104:</b> <i>ADDS: Fiscal Year 2016 New State DUI/DWAI Monitored Clients by Ethnic Group</i>	176
--	-----

<b>Table 105:</b> <i>ADDS: Fiscal Year 2016 New State DUI/DWAI Monitored Clients by Age</i>	177
---	-----

<b>Table 106:</b> <i>ADDS: Fiscal Year 2016 State DUI/DWAI Monitored Clients Successful/Unsuccessful Terminations</i>	178
---	-----

## TABLE OF CONTENTS

<b>Table 107:</b> <i>ADDS: Fiscal Year 2016 State DUI/DWAI Monitored Clients Closure Types</i> _____	179
<b>Table 108:</b> <i>ADDS: Fiscal Year 2016 State DUI/DWAI Monitored Clients Type of Revocation</i> _____	180
<b>Table 109:</b> <i>ADDS: Fiscal Year 2016 State DUI/DWAI Monitored Clients Length of Stay</i> _____	181
<b>Table 110:</b> <i>ADDS: Fiscal Year 2016 Total Active DUI/DWAI Monitored Clients on June 30, 2016</i> _____	182

## IX. GLOSSARY OF TERMS

<b>Probation</b> _____	183-184
<b>Supreme Court</b> _____	185-186
<b>Trial Courts</b> _____	187-212



# ***Foreword***

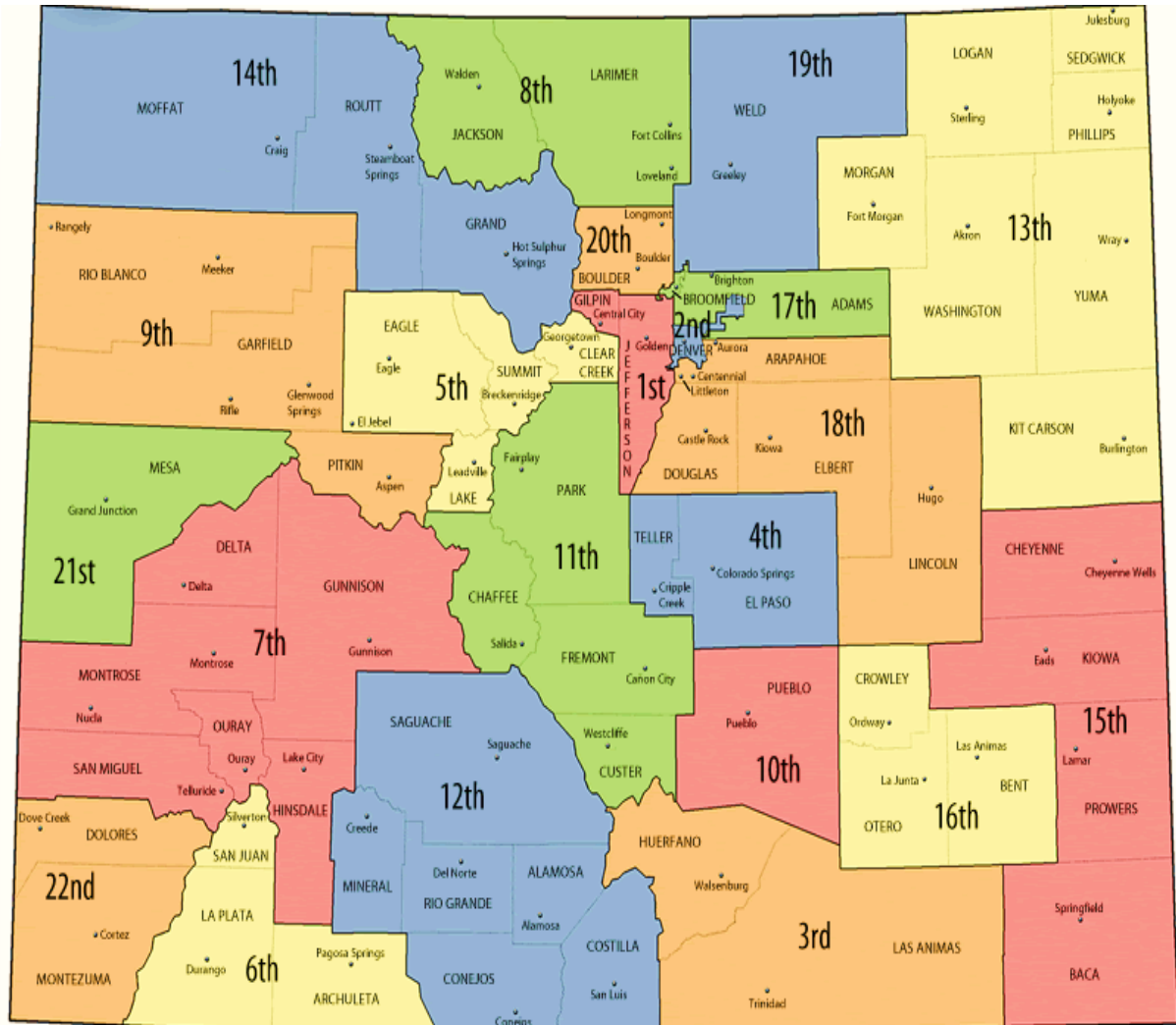
---

The Colorado Judicial Branch joins the Legislative and Executive branches to form the government of the State of Colorado. The Judicial Branch is charged with two responsibilities: resolving disputes and supervising offenders on probation.

The Colorado Judicial Department Annual Statistical Report for Fiscal Year 2015 provides information about the Colorado state courts. Profiled in this report are caseload statistics for the Colorado Supreme Court, Court of Appeals, District Courts, County Courts, Water Courts, as well as summarized financial information for the Judicial Department.

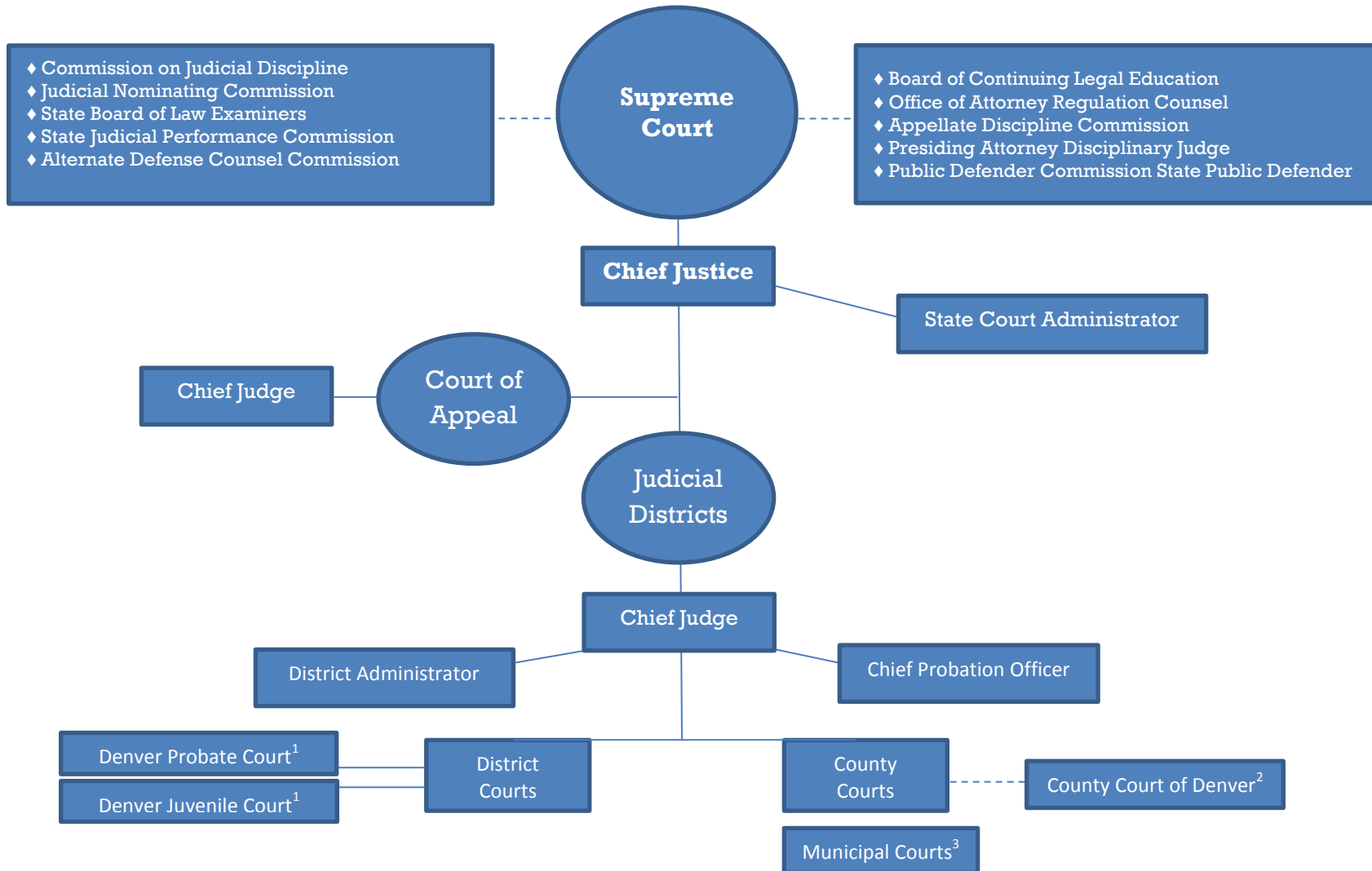
All references in this report reflect data gathered for Fiscal Year 2016 (July 1, 2015 through June 30, 2016), unless otherwise specified. This report is also available electronically by accessing the Colorado Judicial Department's Web site at [www.courts.state.co.us](http://www.courts.state.co.us). If you need additional information regarding this document, please contact the Office of the State Court Administrator, Court Services Division or Division of Probation Services at (720) 625-5000.

# Colorado Judicial Districts



# Organization Chart

The Colorado court system consists of the Supreme Court, an intermediate Court of Appeals, district courts and county courts. Each county has both a district court and a county court. Special probate and juvenile courts created by the Colorado Constitution exist in the City and County of Denver. Colorado statutes also authorize locally funded municipal courts with jurisdiction limited to municipal ordinance violations.



1 Exclusive to the City and County of Denver. In the rest of the state, the district court is responsible for juvenile and probate matters.

2 The Denver County Court functions as a municipal as well as a county court and is separate from the state court system.

3 Created and maintained by local government but subject to Supreme Court rules and procedures.

The background image is a faded, light-colored photograph of an outdoor courtyard. In the foreground, there are several stone benches and a large, abstract stone sculpture. In the middle ground, there are more stone benches and a low wall. In the background, there are trees and a building. The overall tone is bright and airy.

# **SECTION I: SUPREME COURT**

# *Supreme Court*

## *Justices and Appointment Dates*

---

### **Chief Justice Nancy E. Rice**

*Appointed: August 5, 1998*

*Appointed Chief Justice: January 8, 2014*

### **Nathan B. Coats**

*Appointed April 24, 2000*

### **Alison H. Eid**

*Appointed February 15, 2006*

### **Monica M. Márquez**

*Appointed September 8, 2010*

### **Brian D. Boatright**

*Appointed November 21, 2011*

### **William W. Hood, III**

*Appointed January 13, 2014*

### **Richard L. Gabriel**

*Appointed June 23, 2015*

### **Gregory J. Hobbs, Jr.**

*Appointed April 18, 1996*

*Retired September 1, 2015*

\*This list consists of Justices that served during Fiscal Year 2016

# ***Colorado Supreme Court***

---

The Colorado Supreme Court is the state's court of last resort. Its decisions are binding on all County and District Courts, as well as the Court of Appeals.

The Supreme Court is composed of seven justices who serve renewable 10-year terms. The Chief Justice is selected from the membership of the body and serves at the pleasure of the majority of the justices. The Chief Justice also serves as the executive head of the Colorado Judicial Department and is the ex officio chair of the Supreme Court Nominating Commission. The Chief Justice appoints the Chief Judge of the Court of Appeals and the Chief Judge of each of the state's 22 judicial districts, and is vested with the authority to assign judges (active or retired) to perform judicial duties.

Requests to review decisions of the Colorado Court of Appeals constitute a majority of the Supreme Court filings. The Supreme Court also has direct appellate jurisdiction over cases in which a statute has been held to be unconstitutional, cases involving decisions of the Public Utilities Commission, writs of habeas corpus, cases involving adjudication of water rights, summary proceedings initiated under the Election Code, and prosecutorial appeals concerning search and seizure questions in pending criminal proceedings. All of these appeals are filed directly with the Supreme Court, and, these cases bypass the Court of Appeals. The Supreme Court also has exclusive jurisdiction to promulgate rules governing practice and procedure in civil and criminal actions.

Colorado's attorneys are licensed and disciplined by the Supreme Court. The court's attorney regulation system, funded by attorney registration fees, regulates the profession. In addition, the court oversees the State Court Administrator, Board of Continuing Legal Education, Board of Law Examiners, Commission on Judicial Discipline, and Unauthorized Practice of Law Committee.

Oral arguments are open to the public and you are welcome to visit the court. The clerk's office can assist you in planning a court visit. For more information, please contact Clerk of the Colorado Supreme Court, at 2 East 14<sup>th</sup> Avenue, Denver, Colorado 80203; or call (720) 625-5150 or (800) 888-0001.

Case announcements, oral argument schedules, rules, Chief Justice Directives, protocols, links to committees and commissions, and general information about the court is available on the Judicial Branch's website at:

<http://www.courts.state.co.us/Index.cfm>.

**Table 1:  
Supreme Court Caseload  
Fiscal Years 1978 through 2016**

<b>Fiscal Year</b>	<b>Cases Pending July 1</b>	<b>Cases Filed</b>	<b>Total Caseload</b>	<b>Cases Terminated(a)</b>	<b>Cases Pending June 30</b>
1978-79	350	941	1,291	877	414
1979-80	414	950	1,364	893	471
1980-81	471	966	1,437	979	458
1981-82	458	1,052	1,510	1,006	504
1982-83	504	971	1,475	1,038	437
1983-84	437	1,069	1,506	950	556
1984-85	556	967	1,523	1,011	512
1985-86	512	988	1,500	973	527
1986-87	527	970	1,497	1,036	461
1987-88	461	1,022	1,483	1,001	482
1988-89	482	1,198	1,680	1,215	465
1989-90	465	1,300	1,765	1,261	504
1990-91	504	1,265	1,769	1,326	443
1991-92	443	1,313	1,756	1,286	470
1992-93	470	1,251	1,721	1,261	460
1993-94	460	1,277	1,737	1,290	447
1994-95	447	1,358	1,805	1,316	489
1995-96	489	1,401	1,890	1,368	522
1996-97	522	1,511	2,033	1,432	601
1997-98	601	1,520	2,121	1,561	560
1998-99	560	1,525	2,085	1,609	476
1999-00	476	1,617	2,093	1,563	530
2000-01	530	1,367	1,897	1,425	472
2001-02	472	1,368	1,840	1,415	425
2002-03	425	1,401	1,826	1,441	385
2003-04	385	1,317	1,702	1,319	383
2004-05	383	1,466	1,849	1,451	398
2005-06	398	1,393	1,791	1,400	391
2006-07	391	1,534	1,925	1,450	475
2007-08	475	1,657	2,132	1,760	372
2008-09	372	1,643	2,015	1,554	461
2009-10	461	1,518	1,979	1,554	425
2010-11	425	1,387	1,812	1,440	372
2011-12	372	1,494	1,866	1,612	254
2012-13	254	1,457	1,711	1,508	203
2013-14	203	1,465	1,668	1,401	267
2014-15	267	1,549	1,816	1,624	192
2015-16	192	1,494	1,686	1,522	164

(a) Terminations include cases transferred to the Court of Appeals.

**Table 2:  
Distribution of Case Filings in the Supreme Court  
Fiscal Years 1992 through Fiscal Year 2016**

Fiscal Year	Direct Filings	Transfers		Total Filings
		From Court of Appeals	Reopened Cases	
1991-92	1,292	21	0	1,313
1992-93	1,235	16	0	1,251
1993-94	1,270	7	0	1,277
1994-95	1,356	2	0	1,358
1995-96	1,389	11	1	1,401
1996-97	1,507	4	0	1,511
1997-98	1,517	3	0	1,520
1998-99	1,521	4	0	1,525
1999-00	1,613	4	0	1,617
2000-01	1,363	4	0	1,367
2001-02	1,361	7	0	1,368
2002-03	1,393	8	0	1,401
2003-04	1,310	7	0	1,317
2004-05	1,463	3	0	1,466
2005-06	1,387	6	0	1,393
2006-07	1,530	4	0	1,534
2007-08	1,653	4	0	1,657
2008-09	1,638	5	0	1,643
2009-10	1,504	14	0	1,518
2010-11	1,379	8	0	1,387
2011-12	1,485	9	0	1,494
2012-13	1,455	2	0	1,457
2013-14	1,458	7	0	1,465
2014-15	1,534	15	0	1,549
2015-16	1,479	15	0	1,494



**Table 3:**  
**Distribution by Type of Case Filed in the Supreme Court**  
**Fiscal Years 2009 through 2016**

	08-09	09-10	10-11	11-12	12-13	13-14	14-15	15-16
Criminal Appeals	1	1	2	0	0	0	2	0
Original Proceedings	269	318	270	240	259	250	242	227
Petitions in Certiorari	1112	967	909	1005	1039	1026	1089	1075
Civil Appeals (a)	13	19	14	31	5	17	15	5
Interlocutories	17	19	18	16	9	12	9	14
Statutory Reviews (b)	4	16	15	14	4	0	0	35
Habeas Corpus	16	21	25	38	13	28	56	41
Bail Reductions	0	0	0	0	0	0	0	0
Non-Adversary Sentence Reviews	0	0	0	0	0	0	0	0
Interrogatories	0	1	0	0	0	0	0	0
Reapportionment	0	0	0	1	0	0	0	0
Reopened Cases	0	0	0	0	0	0	0	0
Rule 21.1	0	3	0	0	0	0	2	2
Judicial Discipline or Disability	0	0	0	0	0	1	0	0
Request for Stay Pending Appeal	1	0	0	0	0	0	0	0
Unauthorized Practice	21	12	18	17	10	11	13	16
Original Proceedings								
In Discipline	16	26	12	16	4	4	4	3
Disability	0	0	0	1	1	0	0	0
Continuing Legal Education	155	92	89	92	101	87	91	49
Multi-District Litigation	18	22	17	23	12	29	26	27
<b>Total</b>	<b>1,657</b>	<b>1,643</b>	<b>1,517</b>	<b>1,387</b>	<b>1,494</b>	<b>1,457</b>	<b>1,549</b>	<b>1,494</b>

(a) Includes P.U.C. decisions, water cases, and constitutional questions

(b) Includes Ballot Title Reviews

**Table 4:  
Distribution of Case Terminations  
Fiscal Years 1993 through 2016**

<b>Fiscal Year</b>	<b>Disposed of by Written Opinion</b>	<b>Disposed of Without Opinion</b>	<b>Total Dispositions</b>	<b>Transferred to Court of Appeals</b>	<b>Total Terminations</b>
1992-93	181	1,059	1,240	21	1,261
1993-94	192	1,093	1,285	5	1,290
1994-95	233	1,077	1,310	6	1,316
1995-96	193	1,176	1,369	1	1,370
1996-97	214	1,212	1,426	6	1,432
1997-98	187	1,372	1,559	2	1,561
1998-99	196	1,413	1,609	6	1,615
1999-00	111	1,452	1,563	0	1,563
2000-01	128	1,291	1,419	6	1,425
2001-02	121	1,287	1,408	7	1,415
2002-03	85	1,354	1,439	2	1,441
2003-04	89	1,228	1,317	2	1,319
2004-05	93	1,357	1,450	1	1,451
2005-06	78	1,321	1,399	1	1,400
2006-07	86	1,361	1,447	3	1,450
2007-08	99	1,658	1,757	3	1,760
2008-09	67	1,484	1,551	3	1,554
2009-10	75	1,478	1,553	1	1,554
2010-11	98	1,339	1,437	3	1,440
2011-12	76	1,533	1,609	3	1,612
2012-13	77	1,429	1,506	2	1,508
2013-14	88	1,313	1,401	0	1,401
2014-15	67	1,557	1,624	1	1,522

**Table 5:  
Supreme Court Written Opinions  
Fiscal Years 2006 through 2016**

<b>Fiscal Year</b>	<b>Number of Opinions Announcing Judgment of the Court</b>	<b>Number of Partial Concurrences and Dissents</b>	<b>Number of Dissents</b>	<b>Number of Concurrences and Special Concurrences</b>	<b>Total Number of Written Opinions</b>
2005-06	78	7	18	8	111
2006-07	83	2	19	12	116
2007-08	95	6	32	14	147
2008-09	66	3	33	8	110
2009-10	68	9	22	4	103
2010-11	98	9	29	4	140
2011-12	76	7	33	8	124
2012-13	77	6	27	11	121
2013-14	88	11	27	11	137
2014-15	67	10	16	4	97
2015-16	73	2	27	8	110

\*Since FY2001, attorney discipline opinions are issued by the presiding disciplinary judge.



The background of the page is a faded, light-colored photograph of a public square. In the foreground, there is a large, ornate fountain with water spraying upwards. To the left, a woman is sitting on a bench, looking towards the fountain. In the center, there are several rectangular stone benches. In the background, there are trees and a building with a red door. The overall scene is bright and open.

# **SECTION II: COURT OF APPEALS**

# ***Court of Appeals***

## ***Judges and Appointment Dates***

---

### **Chief Judge Alan M. Loeb**

*Appointed: July 15, 1988  
Became Chief Judge: June 7, 2013*

### **Daniel M. Taubman**

*Appointed: November 11, 1992*

### **John D. Dailey**

*Appointed: January 7, 2000*

### **John R. Webb**

*Appointed: February 1, 2002*

### **Dennis Graham**

*Appointed: July 1, 2002*

### **Robert D. Hawthorne**

*Appointed: August 12, 2004*

### **Gilbert M. Roman**

*Appointed: August 1, 2005*

### **David Furman**

*Appointed: December 16, 2005*

### **Steve Bernard**

*Appointed: July 5, 2006*

### **Diana Terry**

*Appointed: July 5, 2006*

### **Jerry N. Jones**

*Appointed: July 5, 2006*

### **Nancy J. Lichtenstein**

*Appointed: April 30, 2008*

### **David J. Richman**

*Appointed: June 30, 2008*

### **Laurie A. Booras**

*Appointed: January 13, 2009*

### **Gale T. Miller:**

*Appointed: January 13, 2009*

### **Maria Teresa “Terry” Fox**

*Appointed: January 7, 2011*

### **Stephanie Dunn**

*Appointed: November 23, 2012*

### **Anthony J. Navarro**

*Appointed: January 18, 2013*

### **Karen M Ashby**

*Appointed: October 1, 2013*

### **Michael H. Berger**

*Appointed: December 17, 2013*

### **Elizabeth L. Harris**

*Appointment: July 23, 2015*

### **Rebecca Rankin Freyre**

*Appointment: November 16, 2015*

# ***Colorado Court of Appeals***

---

The Colorado Court of Appeals is the state's intermediate appellate court. Twenty-Two judges, who sit in panels or divisions of three, serve renewable eight-year terms. The mission of the Court of Appeals is to provide the citizens of Colorado with clear, impartial and timely resolution of appealed orders and judgments as provided by law.

The body was created by statute; accordingly, jurisdiction is limited to areas specified by statute, together with the inherent powers granted to all courts in the state. However, in cases of first impression, or where existing law is not dispositive, the Court of Appeals is a law-making court.

The Court of Appeals is generally the first court to hear appeals of judgments and orders in criminal, juvenile, civil, domestic relations and probate matters. In addition, the Court of Appeals has specific appellate jurisdiction over decisions originating from a number of state administrative boards and agencies, including the Industrial Claim Appeals Office. Its determination of an appeal is final unless the Colorado Supreme Court agrees to hear the matter.

Oral arguments are open to the public and you are always welcome to visit the court. For more information pertaining to the Court of Appeals, or to observe oral arguments, contact the Clerk of the Court at (720) 625-5150 or (800) 888-0001. The Court of Appeals is located at 2 East 14<sup>th</sup> Avenue, Denver, Colorado 80203.

General information about the court and links to published opinions, oral argument schedules, rules and forms and policies are available on-line at [http://www.courts.state.co.us/Courts/Court\\_of\\_Appeals/Index.cfm](http://www.courts.state.co.us/Courts/Court_of_Appeals/Index.cfm)

**Table 8:  
Caseload of Court of Appeals  
Fiscal Years 1975 through 2016**

<b>Fiscal Year</b>	<b>Cases Pending July 1</b>	<b>Cases Filed</b>	<b>Cases Terminated</b>	<b>Cases Pending June 30</b>
1975-76	592	915	833	674
1976-77	674	1,128	918	884
1977-78	884	1,119	1,000	1,003
1978-79	1,003	1,214	1,119	1,098
1979-80	1,098	1,207	1,164	1,141
1980-81	1,139	1,285	1,213	1,211
1981-82	1,211	1,512	1,320	1,403
1982-83	1,403	1,453	1,381	1,475
1983-84	1,475	1,580	1,411	1,644
1984-85	1,644	1,631	1,396	1,879
1985-86	1,879	1,917	1,630	2,166
1986-87	2,166	1,930	1,602	2,494
1987-88	2,494	1,946	2,034	2,406
1988-89	2,406	2,012	2,193	2,225
1989-90	2,225	2,270	2,144	2,351
1990-91	2,351	2,147	2,192	2,306
1991-92	2,306	2,201	2,335	2,172
1992-93	2,172	2,109	2,269	2,012
1993-94	2,012	2,287	2,192	2,107
1994-95	2,107	2,179	2,156	2,130
1995-96	2,130	2,289	2,318	2,101
1996-97	2,101	2,245	2,274	2,072
1997-98	2,072	2,410	2,231	2,251
1998-99	2,251	2,647	2,458	2,440
1999-00*	2,440	2,502	2,599	2,343
2000-01	2,343	2,335	2,414	2,264
2001-02	2,264	2,673	2,463	2,474
2002-03*	2,474	2,589	2,510	2,553
2003-04*	2,553	2,558	2,511	2,600
2004-05*	2,600	2,766	2,542	2,824
2005-06	2,824	2,748	2,622	2,950
2006-07	2,950	2,548	2,810	2,688
2007-08	2,688	2,753	2,761	2,680
2008-09	2,680	2,809	2,994	2,495
2009-10	2,495	2,890	2,625	2,760
2010-11	2,760	2,742	2,690	2,812
2011-12	2,812	2,711	2,765	2,758
2012-13	2,758	2,539	2,608	2,689
2013-14	2,689	2,458	2,605	2,542
2014-15	2,542	2,413	2,513	2,442
2015-16	2,442	2,204	2,466	2,180

\*Terminated and pending case totals for FY 2000, and 2003-2005 have been amended to reflect a manual count of open cases.

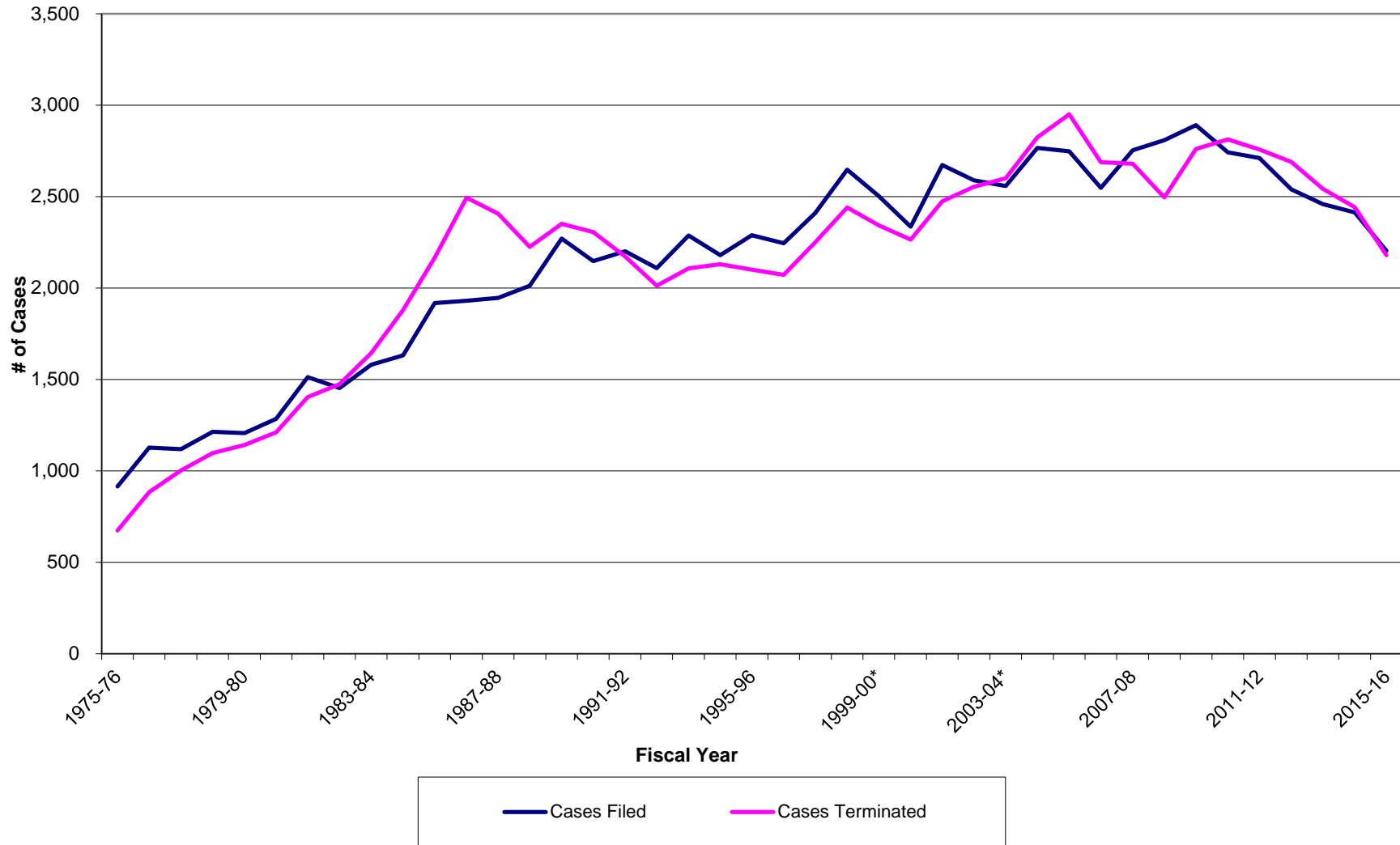


**Table 9 and Table 10:  
Distribution of Case Filings, Terminations and Percentage Change  
Fiscal Years 2015 and 2016**

<b>Table 9: Distribution of Case Filings and Percent Change</b>			
<b>Case Filings</b>	<b>FY 2015</b>	<b>FY 2016</b>	<b>% Change</b>
Criminal	1,020	915	-10.3%
Civil	988	882	-10.7%
ICAO (1)	213	170	-20.2%
Other (juvenile, agency)	192	237	23.4%
<b>Total</b>	<b>2,413</b>	<b>2,204</b>	<b>-8.7%</b>
(1) Industrial Claims Appeals Office			

<b>Table 10: Distribution of Case Terminations and Percent Change</b>			
<b>Case Terminations</b>	<b>FY 2015</b>	<b>FY 2016</b>	<b>% Change</b>
Published Opinions	179	193	7.8%
Unpublished Opinions	1,588	1,530	-3.7%
Dismissed	731	728	-0.4%
Transferred to Supreme Court	15	15	0.0%
<b>Total</b>	<b>2,513</b>	<b>2,466</b>	<b>-1.9%</b>

**Chart A:  
Court of Appeals  
Case Filings and Terminations**



The background image is a faded, light-colored photograph of an outdoor public square. In the foreground, there is a large, ornate fountain with multiple tiers and water spraying upwards. To the left, a person is sitting on a bench, looking towards the fountain. In the center, there are several rectangular stone tables or benches. In the background, there are trees and a building with a red roof. The overall scene is bright and open.

# **SECTION III: DISTRICT COURT**

# District Court Judges

## First Judicial District

Philip J. McNulty, Chief Judge  
Randall C. Arp  
Christie Bachmeyer Phillips  
Margie Enquist  
Dennis Hall  
Diego Hunt  
Ann Gail Meinster  
Christopher J. Munch  
Lily W. Oeffler  
Jeffrey R. Pilkington  
Tamara Russell  
Laura A. Tighe  
Todd L. Vriesman  
Christopher Zenisek

## Second Judicial District

Michael A. Martinez, Chief Judge  
Karen L. Brody  
Edward D. Bronfin  
Ross Buchanan  
Martin F. Egelhoff  
J. Eric Elliff  
Ann B. Frick  
Kandace Gerdes  
Shelley I. Gilman  
David Goldberg  
Morris B. Hoffman  
A. Bruce Jones  
Kenneth M. Laff  
Catherine A. Lemon  
John W. Madden, IV  
Andrea P. McCallin  
Robert L. McGahey, Jr.  
R. Michael Mullins  
Sheila A. Rappaport  
William D. Robbins  
Elizabeth A. Starrs  
Michael J. Vallejos  
Brian Whitney

## Denver Juvenile Court

David Brett Woods, Presiding Judge  
Laurie Clark  
Donna J. Schmalberger

## Denver Probate Court

Elizabeth D. Leith, Presiding Judge

## Third Judicial District

Claude W. Appel, Chief Judge  
Leslie J. Gerbracht

## Fourth Judicial District

Gilbert Martinez, Chief Judge  
William B. Bain  
Linda Billings Vela  
Jill Brady  
Robin Chittum  
Theresa M. Cisneros  
Edward S. Colt  
Jann DuBois  
David A. Gilbert  
Deborah J. Grohs  
Barbara L. Hughes  
Thomas K. Kane  
Robert L. Lowrey  
Michael P. McHenry  
G. David Miller  
David Prince  
Marla Prudek  
Timothy Schutz  
Larry E. Schwartz  
Scott A. Sells  
David L. Shakes  
Gregory R. Werner

## Fifth Judicial District

Mark D. Thompson, Chief Judge  
Paul R. Dunkelman  
Frederick W. Gannett  
Russell H. Granger  
D. Wayne Patton  
Karen A. Romeo

## Sixth Judicial District

Gregory G. Lyman, Chief Judge  
Suzanne F. Carlson  
William L. Herringer  
Jeffrey R. Wilson

## Seventh Judicial District

J. Steven Patrick, Chief Judge  
Mary E. Deganhart  
Ben F. Eden  
Jeff B. Herron  
Steven L. Schultz  
David S. Westfall  
Keri Yoder

## Eighth Judicial District

Stephen J. Schapanski, Chief Judge  
Carroll Michelle Brinegar  
Julie K. Field  
Thomas R. French  
Stephen E. Howard  
Daniel J. Kaup  
Gregory M. Lammons  
Deven R. Odell

## Ninth Judicial District

James B. Boyd, Chief Judge  
Denise K. Lynch  
John F. Neiley  
Daniel B. Petre  
Christopher Seldin

## Tenth Judicial District

Deborah R. Eyler, Chief Judge  
William Alexander  
David W. Crockenberg  
Thomas B. Fleisher  
Kim Karn  
Jill S. Mattoon  
Larry C. Schwartz

## Eleventh Judicial District

Patrick W. Murphy, Chief Judge  
Stephen A. Groome  
Ramsey L. Lama  
Lynette M. Wenner  
David M. Thorson

## Twelfth Judicial District

Pattie P. Swift, Chief Judge  
Martin A. Gonzales  
Michael A. Gonzales  
Patrick Hayes

## Thirteenth Judicial District

Michael K. Singer, Chief Judge  
Charles M. Hobbs  
Kevin Hoyer  
Douglas R. Vannoy

## Fourteenth Judicial District

Michael A. O'Hara III, Chief Judge  
Shelley A. Hill  
Mary C. Hoak

## Fifteenth Judicial District

Stanley A. Brinkley, Chief Judge  
Michael Davidson  
P. Douglas Tallman

## Sixteenth Judicial District

Mark A. MacDonnell, Chief Judge  
Michael A. Schiferl

## Seventeenth Judicial District

Patrick T. Murphy, Chief Judge  
Emily Anderson  
C. Scott Crabtree  
Katherine R. Delgado  
Thomas R. Ensor  
F. Michael Goodbee  
Robert W. Kiesnowski, Jr.  
Edward C. Moss  
John E. Popovich, Jr.  
Donald S. Quick  
Jill-Ellyn Straus  
Ted C. Tow  
Mark D. Warner  
Francis C. Wasserman  
Craig R. Welling

## Eighteenth Judicial District

Carlos Armando Samour, Jr., Chief Judge  
Michelle Amico  
Marilyn Leonard Antrim  
Richard B. Caschette  
Natalie Chase  
F. Stephen Collins  
Christopher C. Cross  
Phillip Douglas  
Patricia Herron  
Jeffrey K. Holmes  
Kurt A. Horton  
Gary M. Kramer  
Paul A. King  
Fredrick Martinez  
Bonnie H. McLean  
Peter Michaelson  
Charles M. Pratt  
Gerald J. Rafferty  
Teresa Slade  
Michael Spear  
David Stevens  
Elizabeth B. Volz  
Elizabeth A. Weishaupl  
John Wheeler  
Shay Whitaker

## Nineteenth Judicial District

James F. Hartmann, Chief Judge  
W. Troy Hause  
Julie Hoskins  
Timothy Kerns  
Marcelo A. Kopcow  
Shannon Lyons  
Thomas J. Quammen  
Elizabeth B. Strobel  
Todd Taylor

## Twentieth Judicial District

Maria Berkenkotter, Chief Judge  
Ingrid S. Bakke  
Patrick Butler  
Andrew Hartman  
Judith LaBuda  
Bruce Langer  
Andrew MacDonald  
Thomas F. Mulvahill  
Norma A. Sierra

## Twenty-First Judicial District

David A. Bottger, Chief Judge  
Brian J. Flynn  
Thomas M. Deister  
Dick Gurley  
Valerie J. Robinson

## Twenty-Second Judicial District

Douglas S. Walker, Chief Judge  
Todd J. Plewe

\*This list consists of Judges that served during  
Fiscal Year 2016.

# ***District Court***

---

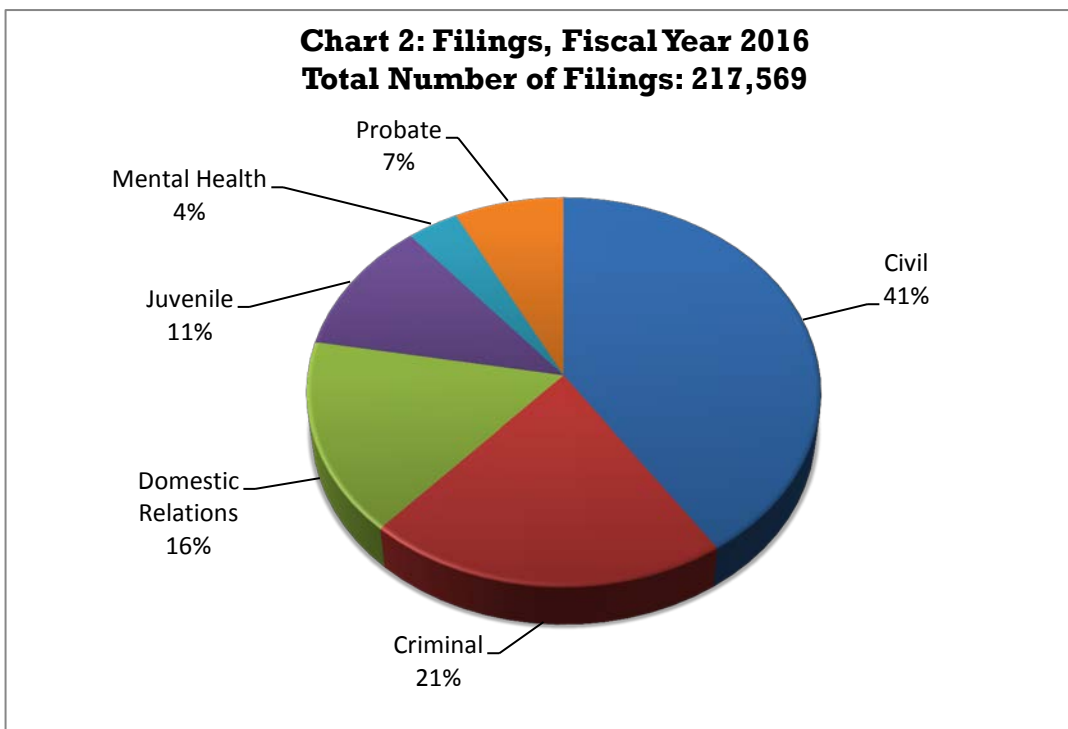
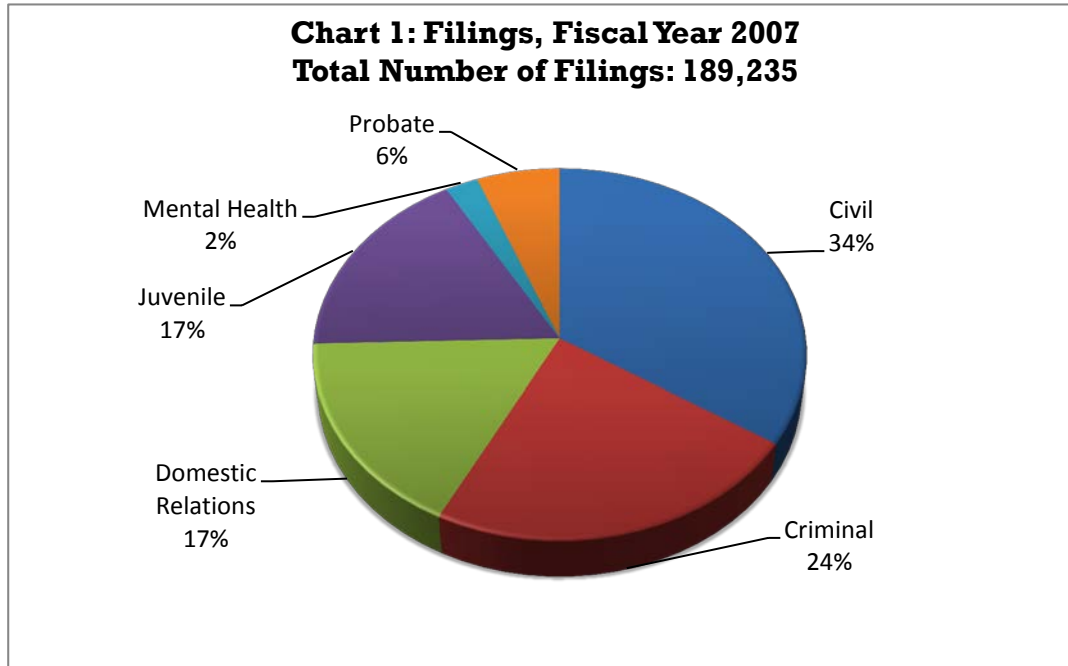
Colorado is sectioned into 22 Judicial Districts encompassing all 64 counties. Across the state, district boundaries are aligned with county lines – some districts include just one county, while others include as many as seven counties. Each district has at least one district court location. The Supreme Court Chief Justice appoints a Chief Judge for each district to serve as the Chief Judicial Officer. In addition, each district has at least one other district court judge who may preside in more than one district court within that judicial district, particularly in rural areas of the state. There were 188 district judges during Fiscal Year 2016.

District judges preside over felony criminal matters, civil claims in any amount, juvenile matters (including adoption, dependency and neglect matters, juvenile delinquency, and paternity actions), probate, mental health, divorce proceedings, and water cases. Additionally, district judges preside over jury trials, handle appeals from Colorado's municipal and county courts, and review decisions of administrative boards and agencies. District decisions may be appealed to the Colorado Court of Appeals and/or to the Colorado Supreme Court.

In Fiscal Year 2016, there were 217,569 case filings at the district court level (excluding water cases). Colorado's district courts were able to terminate 226,765 cases during that same 12-month period. Compared to Fiscal Year 2015, district court filings in Fiscal Year 2016 have increased by 2.40 percent increasing from 221,450 cases to the current level of filings. The greatest area of increase was in Criminal filings, which increased by 12.47 percent. The next greatest area of growth was in Mental Health filings, which increased by 4.95 percent during Fiscal Year 2016.

Information specific to each of the 22 Judicial Districts, including contact information, is available at <https://www.courts.state.co.us/Courts/District/Choose.cfm>.

# Chart 1 and Chart 2: District Case Filings Proportion of Cases by Class - Ten Year Comparison



**Table 11:  
District Court Filings, Terminations, and Percent Change  
Fiscal Year 2015 and Fiscal Year 2016**

<b>Filings Compared to Previous Year</b>			
<b>Case Class</b>	<b>FY15</b>	<b>FY16</b>	<b>Percent Change</b>
Civil	101,112	88,277	-12.69%
Criminal	40,903	46,004	12.47%
Domestic Relations	34,841	34,966	0.36%
Juvenile	24,681	24,324	-1.45%
Mental Health	7,326	7,689	4.95%
Probate	15,728	16,309	3.69%
<b>Total</b>	<b>224,591</b>	<b>217,569</b>	<b>-3.13%</b>

<b>Terminations Compared to Previous Year</b>			
<b>Case Class</b>	<b>FY15</b>	<b>FY16</b>	<b>Percent Change</b>
Civil	101,355	88,758	-12.43%
Criminal	39,343	42,730	8.61%
Domestic Relations	34,352	48,877	42.28%
Juvenile	23,274	22,518	-3.25%
Mental Health	7,408	7,731	4.36%
Probate	15,718	16,151	2.75%
<b>Total</b>	<b>221,450</b>	<b>226,765</b>	<b>2.40%</b>

**Table 12:  
District Court Caseload  
Fiscal Year 2007 to Fiscal Year 2016**

<b>Case Class</b>	<b>FY07</b>	<b>FY08</b>	<b>FY09</b>	<b>FY10</b>	<b>FY11</b>	<b>FY12</b>	<b>FY13</b>	<b>FY14</b>	<b>FY15</b>	<b>FY16</b>
<b>CIVIL</b>										
New Cases Filed	64,603	64,199	67,480	116,346	125,597	169,055	108,634	96,325	101,112	88,277
Cases Terminated	65,029	64,021	65,909	117,836	126,804	169,186	111,606	97,728	101,355	88,758
<b>CRIMINAL</b>										
New Cases Filed	44,245	40,494	39,464	36,993	35,966	35,551	37,888	37,966	40,903	46,004
Cases Terminated	45,200	43,396	40,169	37,905	36,324	34,957	37,293	37,615	39,343	42,730
<b>DOMESTIC RELATIONS</b>										
New Cases Filed	32,230	33,025	33,190	35,624	36,009	35,434	34,630	34,907	34,841	34,966
Cases Terminated	31,933	32,518	32,426	34,965	35,748	35,683	34,593	35,067	34,352	48,877
<b>JUVENILE</b>										
New Cases Filed	32,500	33,370	32,165	30,360	29,958	28,731	27,296	24,600	24,681	24,324
Cases Terminated	30,993	32,391	30,170	29,855	29,326	26,462	26,951	23,866	23,274	22,518
<b>MENTAL HEALTH</b>										
New Cases Filed	4,459	4,713	4,795	5,159	5,543	6,064	6,480	7,072	7,326	7,689
Cases Terminated	4,626	4,487	4,865	5,127	5,483	5,744	6,531	7,072	7,408	7,731
<b>PROBATE</b>										
New Cases Filed	11,198	11,551	11,443	12,189	13,655	14,042	15,553	15,203	15,728	16,309
Cases Terminated	11,187	12,574	11,780	12,777	14,067	17,387	15,578	15,387	15,718	16,151
<b>TOTAL</b>										
<b><i>New Cases Filed</i></b>	<b>189,235</b>	<b>187,352</b>	<b>188,537</b>	<b>236,671</b>	<b>246,728</b>	<b>288,877</b>	<b>230,481</b>	<b>216,073</b>	<b>224,591</b>	<b>217,569</b>
<b><i>Cases Terminated</i></b>	<b>188,968</b>	<b>189,387</b>	<b>185,319</b>	<b>238,465</b>	<b>247,752</b>	<b>289,419</b>	<b>232,552</b>	<b>216,735</b>	<b>221,450</b>	<b>226,765</b>



**Table 13:  
District Court Filings, Terminations, and Percent Change  
Fiscal Year 2015 and Fiscal Year 2016**

District	Filings			Terminations		
	FY15	FY16	Percent Change	FY15	FY16	Percent Change
1	21,260	20,382	-4.13%	20,973	20,116	-4.09%
2	32,254	30,274	-6.14%	32,029	30,031	-6.24%
Juvenile-2	3,239	3,241	0.06%	3,239	3,037	-6.24%
Probate-2	3,462	3,623	4.65%	3,505	3,505	0.00%
3	1,263	1,313	3.96%	1,249	1,199	-4.00%
4	29,783	28,853	-3.12%	29,185	27,802	-4.74%
5	3,771	3,505	-7.05%	3,759	3,484	-7.32%
6	2,664	2,764	3.75%	2,617	2,622	0.19%
7	3,790	3,648	-3.75%	3,696	3,511	-5.01%
8	10,691	10,822	1.23%	10,511	10,808	2.83%
9	3,399	3,186	-6.27%	3,242	3,194	-1.48%
10	8,620	8,727	1.24%	8,504	8,544	0.47%
11	3,563	3,540	-0.65%	3,471	3,319	-4.38%
12	2,484	2,759	11.07%	2,513	2,455	-2.31%
13	3,162	3,296	4.24%	3,173	3,179	0.19%
14	2,203	1,932	-12.30%	2,074	2,020	-2.60%
15	974	924	-5.13%	983	949	-3.46%
16	1,348	1,404	4.15%	1,349	1,299	-3.71%
17	22,066	20,941	-5.10%	21,773	20,880	-4.10%
18	33,476	31,645	-5.47%	33,053	45,213	36.79%
19	11,620	11,524	-0.83%	11,391	10,945	-3.92%
20	10,534	10,358	-1.67%	10,415	10,091	-3.11%
21	7,759	7,651	-1.39%	7,559	7,356	-2.69%
22	1,206	1,257	4.23%	1,187	1,206	1.60%
<b>State Total<sup>(a)</sup></b>	<b>224,591</b>	<b>217,569</b>	<b>-3.13%</b>	<b>221,450</b>	<b>226,765</b>	<b>2.40%</b>

<sup>(a)</sup> Totals do not include Water Court.

**Table 14:  
District Court Filings and Terminations  
Fiscal Year 2016**

District	Court Location	Criminal		Civil		Domestic Relations		Juvenile		Mental Health		Probate		Total	
		Filings	Term.	Filings	Term.	Filings	Term.	Filings	Term.	Filings	Term.	Filings	Term.	Filings	Term.
1	Gilpin	184	196	114	128	29	26	17	14	12	10	35	25	391	399
	Jefferson	4,080	3,835	7,640	7,715	3,300	3,421	2,335	2,088	755	825	1,881	1,833	19,991	19,717
	<b>Total</b>	<b>4,264</b>	<b>4,031</b>	<b>7,754</b>	<b>7,843</b>	<b>3,329</b>	<b>3,447</b>	<b>2,352</b>	<b>2,102</b>	<b>767</b>	<b>835</b>	<b>1,916</b>	<b>1,858</b>	<b>20,382</b>	<b>20,116</b>
2	Denver	5,761	5,523	19,898	19,843	4,615	4,665	n/a	n/a	n/a	n/a	n/a	n/a	30,274	30,031
	Denver Juvenile	n/a	n/a	n/a	n/a	n/a	n/a	3,241	3,037	n/a	n/a	n/a	n/a	3,241	3,037
	Denver Probate	n/a	n/a	n/a	n/a	n/a	n/a	n/a	n/a	1,399	1,303	2,224	2,202	3,623	3,505
	<b>Total</b>	<b>5,761</b>	<b>5,523</b>	<b>19,898</b>	<b>19,843</b>	<b>4,615</b>	<b>4,665</b>	<b>3,241</b>	<b>3,037</b>	<b>1,399</b>	<b>1,303</b>	<b>2,224</b>	<b>2,202</b>	<b>37,138</b>	<b>36,573</b>
3	Huerfano	154	111	105	104	54	72	73	55	5	4	39	38	430	384
	Las Animas	228	223	270	254	147	129	176	146	7	6	55	57	883	815
	<b>Total</b>	<b>382</b>	<b>334</b>	<b>375</b>	<b>358</b>	<b>201</b>	<b>201</b>	<b>249</b>	<b>201</b>	<b>12</b>	<b>10</b>	<b>94</b>	<b>95</b>	<b>1,313</b>	<b>1,199</b>
4	El Paso	6,538	6,251	9,479	9,548	5,698	5,763	3,294	2,428	1,316	1,316	1,667	1,654	27,992	26,960
	Teller	248	225	319	326	119	129	85	67	16	16	74	79	861	842
	<b>Total</b>	<b>6,786</b>	<b>6,476</b>	<b>9,798</b>	<b>9,874</b>	<b>5,817</b>	<b>5,892</b>	<b>3,379</b>	<b>2,495</b>	<b>1,332</b>	<b>1,332</b>	<b>1,741</b>	<b>1,733</b>	<b>28,853</b>	<b>27,802</b>
5	Clear Creek	102	108	126	132	64	63	74	84	6	5	42	40	414	432
	Eagle	367	353	959	946	200	230	98	97	17	18	139	143	1,780	1,787
	Lake	72	64	124	132	53	43	35	37	9	9	21	21	314	306
	Summit	274	248	480	461	136	141	36	39	13	14	58	56	997	959
	<b>Total</b>	<b>815</b>	<b>773</b>	<b>1,689</b>	<b>1,671</b>	<b>453</b>	<b>477</b>	<b>243</b>	<b>257</b>	<b>45</b>	<b>46</b>	<b>260</b>	<b>260</b>	<b>3,505</b>	<b>3,484</b>
6	Archuleta	125	105	337	252	84	75	37	35	11	11	77	77	671	555
	La Plata	599	589	699	711	297	279	131	132	84	86	232	228	2,042	2,025
	San Juan	11	3	31	30	4	3	2	1	0	0	3	5	51	42
	<b>Total</b>	<b>735</b>	<b>697</b>	<b>1,067</b>	<b>993</b>	<b>385</b>	<b>357</b>	<b>170</b>	<b>168</b>	<b>95</b>	<b>97</b>	<b>312</b>	<b>310</b>	<b>2,764</b>	<b>2,622</b>
7	Delta	158	147	398	404	285	253	119	102	9	7	120	141	1,089	1,054
	Gunnison	145	138	218	220	76	66	47	42	2	2	42	39	530	507
	Hinsdale	6	7	16	21	3	4	2	0	1	1	5	2	33	35
	Montrose	382	280	485	531	324	301	229	207	15	15	159	151	1,594	1,485
	Ouray	25	22	74	76	16	22	0	4	0	0	15	14	130	138
	San Miguel	59	49	132	163	44	39	12	16	4	4	21	21	272	292
	<b>Total</b>	<b>775</b>	<b>643</b>	<b>1,323</b>	<b>1,415</b>	<b>748</b>	<b>685</b>	<b>409</b>	<b>371</b>	<b>31</b>	<b>29</b>	<b>362</b>	<b>368</b>	<b>3,648</b>	<b>3,511</b>
8	Jackson	5	5	14	14	7	8	1	1	1	0	8	8	36	36
	Larimer	2,516	2,407	3,681	3,745	1,868	1,794	1,471	1,597	400	387	850	842	10,786	10,772
	<b>Total</b>	<b>2,521</b>	<b>2,412</b>	<b>3,695</b>	<b>3,759</b>	<b>1,875</b>	<b>1,802</b>	<b>1,472</b>	<b>1,598</b>	<b>401</b>	<b>387</b>	<b>858</b>	<b>850</b>	<b>10,822</b>	<b>10,808</b>
9	Garfield	595	513	918	924	403	439	133	221	29	23	134	132	2,212	2,252
	Pitkin	83	71	410	411	109	117	57	15	7	7	72	69	738	690
	Rio Blanco	51	46	94	95	40	48	16	25	0	0	35	38	236	252
	<b>Total</b>	<b>729</b>	<b>630</b>	<b>1,422</b>	<b>1,430</b>	<b>552</b>	<b>604</b>	<b>206</b>	<b>261</b>	<b>36</b>	<b>30</b>	<b>241</b>	<b>239</b>	<b>3,186</b>	<b>3,194</b>
10	Pueblo	2,581	2,346	2,648	2,707	1,219	1,219	1,301	1,262	345	378	633	632	8,727	8,544
11	Chaffee	195	148	206	199	136	119	103	74	10	8	87	82	737	630
	Custer	35	36	58	58	16	16	21	16	2	2	25	21	157	149
	Fremont	636	539	549	566	327	340	353	327	53	45	144	141	2,062	1,958
	<b>Total</b>	<b>935</b>	<b>815</b>	<b>1,063</b>	<b>1,064</b>	<b>572</b>	<b>562</b>	<b>543</b>	<b>474</b>	<b>80</b>	<b>70</b>	<b>347</b>	<b>334</b>	<b>3,540</b>	<b>3,319</b>

**Table 14:  
District Court Filings and Terminations  
Fiscal Year 2016**

District	Court Location	Criminal		Civil		Domestic Relations		Juvenile		Mental Health		Probate		Total	
		Filings	Term.	Filings	Term.	Filings	Term.	Filings	Term.	Filings	Term.	Filings	Term.	Filings	Term
12	Alamosa	555	386	236	228	197	195	164	137	32	31	75	70	1,259	1,047
	Conejos	125	83	66	66	55	58	58	63	6	6	32	30	342	306
	Costilla	61	68	81	68	22	20	16	15	1	1	77	78	258	250
	Mineral	4	6	11	12	2	0	1	0	2	2	9	9	29	29
	Rio Grande	210	208	124	124	91	82	98	76	15	14	61	70	599	574
	Saguache	59	37	66	73	54	46	39	39	6	7	48	47	272	249
	<b>Total</b>	<b>1,014</b>	<b>788</b>	<b>584</b>	<b>571</b>	<b>421</b>	<b>401</b>	<b>376</b>	<b>330</b>	<b>62</b>	<b>61</b>	<b>302</b>	<b>304</b>	<b>2,759</b>	<b>2,455</b>
13	Kit Carson	101	81	88	89	45	44	37	38	6	8	51	48	328	308
	Logan	326	336	262	258	145	163	148	169	31	30	97	93	1,009	1,049
	Morgan	305	272	359	351	212	201	209	192	32	28	103	89	1,220	1,133
	Phillips	29	18	47	49	15	17	21	18	4	4	32	33	148	139
	Sedgwick	33	26	31	30	23	18	6	8	2	2	16	17	111	101
	Washington	31	25	55	51	30	33	17	15	2	2	46	30	181	156
	Yuma	66	65	103	94	46	41	26	25	4	7	54	61	299	293
	<b>Total</b>	<b>891</b>	<b>823</b>	<b>945</b>	<b>922</b>	<b>516</b>	<b>517</b>	<b>464</b>	<b>465</b>	<b>81</b>	<b>81</b>	<b>399</b>	<b>371</b>	<b>3,296</b>	<b>3,179</b>
14	Grand	69	89	206	232	71	75	15	18	3	1	45	47	409	462
	Moffat	298	282	203	212	124	115	95	112	5	6	49	47	774	774
	Routt	164	170	341	360	115	123	40	36	7	7	82	88	749	784
	<b>Total</b>	<b>531</b>	<b>541</b>	<b>750</b>	<b>804</b>	<b>310</b>	<b>313</b>	<b>150</b>	<b>166</b>	<b>15</b>	<b>14</b>	<b>176</b>	<b>182</b>	<b>1,932</b>	<b>2,020</b>
15	Baca	36	39	33	31	31	30	17	20	4	4	42	43	163	167
	Cheyenne	10	13	25	27	7	5	6	6	1	1	18	21	67	73
	Kiowa	7	10	21	25	3	3	5	13	1	1	21	23	58	75
	Prowers	245	237	126	133	76	78	105	102	15	14	69	70	636	634
	<b>Total</b>	<b>298</b>	<b>299</b>	<b>205</b>	<b>216</b>	<b>117</b>	<b>116</b>	<b>133</b>	<b>141</b>	<b>21</b>	<b>20</b>	<b>150</b>	<b>157</b>	<b>924</b>	<b>949</b>
16	Bent	80	58	60	66	18	24	29	32	6	5	29	34	222	219
	Crowley	97	85	84	83	39	33	22	24	1	1	23	21	266	247
	Otero	282	252	192	193	181	172	153	136	8	7	100	73	916	833
	<b>Total</b>	<b>459</b>	<b>395</b>	<b>336</b>	<b>342</b>	<b>238</b>	<b>229</b>	<b>204</b>	<b>192</b>	<b>15</b>	<b>13</b>	<b>152</b>	<b>128</b>	<b>1,404</b>	<b>1,299</b>
17	Adams	4,166	3,982	8,413	8,459	2,958	2,997	2,020	2,057	511	559	979	986	19,047	19,040
	Broomfield	377	321	738	763	397	400	170	155	71	71	141	130	1,894	1,840
	<b>Total</b>	<b>4,543</b>	<b>4,303</b>	<b>9,151</b>	<b>9,222</b>	<b>3,355</b>	<b>3,397</b>	<b>2,190</b>	<b>2,212</b>	<b>582</b>	<b>630</b>	<b>1,120</b>	<b>1,116</b>	<b>20,941</b>	<b>20,880</b>
18	Arapahoe	3,556	3,369	10,656	10,733	3,543	3,498	2,259	2,138	811	827	1,778	1,770	22,603	22,335
	Douglas	985	853	3,866	3,903	1,553	15,559	925	874	214	208	563	559	8,106	21,956
	Elbert	111	87	294	313	122	134	55	52	17	18	86	86	685	690
	Lincoln	106	81	64	69	28	27	23	25	4	5	26	25	251	232
	<b>Total</b>	<b>4,758</b>	<b>4,390</b>	<b>14,880</b>	<b>15,018</b>	<b>5,246</b>	<b>19,218</b>	<b>3,262</b>	<b>3,089</b>	<b>1,046</b>	<b>1,058</b>	<b>2,453</b>	<b>2,440</b>	<b>31,645</b>	<b>45,213</b>
19	Weld	2,570	2,359	4,000	3,978	1,992	1,856	1,743	1,528	264	264	955	960	11,524	10,945
20	Boulder	2,305	2,139	3,896	3,954	1,460	1,369	1,137	1,061	605	620	955	948	10,358	10,091
21	Mesa	1,952	1,651	2,438	2,418	1,303	1,300	982	998	440	440	536	549	7,651	7,356
22	Dolores	13	18	44	44	16	18	3	5	0	0	18	17	94	102
	Montezuma	386	344	316	312	226	232	115	105	15	13	105	98	1,163	1,104
	<b>Total</b>	<b>399</b>	<b>362</b>	<b>360</b>	<b>356</b>	<b>242</b>	<b>250</b>	<b>118</b>	<b>110</b>	<b>15</b>	<b>13</b>	<b>123</b>	<b>115</b>	<b>1,257</b>	<b>1,206</b>
<b>State Total</b>		<b>46,004</b>	<b>42,730</b>	<b>88,277</b>	<b>88,758</b>	<b>34,966</b>	<b>48,877</b>	<b>24,324</b>	<b>22,518</b>	<b>7,689</b>	<b>7,731</b>	<b>16,309</b>	<b>16,151</b>	<b>217,569</b>	<b>226,765</b>

**Table 15:  
Court and Jury Trials for District Court  
Fiscal Year 2016**

District	Court Location	Criminal		Civil		Juvenile		Total	
		Court Trials	Jury Trials	Court Trials	Jury Trials	Court Trials	Jury Trials	Court Trials	Jury Trials
1	Gilpin	0	4	1	0	0	0	1	4
	Jefferson	2	119	30	18	17	1	49	138
	<i>Total</i>	2	123	31	18	17	1	50	142
2	Denver	0	107	57	67	0	0	57	174
	Denver Juvenile	0	0	0	0	48	5	48	5
	<i>Total</i>	0	107	57	67	48	5	105	179
3	Huerfano	0	1	0	0	0	0	0	1
	Las Animas	0	1	2	0	0	0	2	1
	<i>Total</i>	0	2	2	0	0	0	2	2
4	El Paso	4	170	18	36	24	3	46	209
	Teller	0	2	2	0	1	9	3	11
	<i>Total</i>	4	172	20	36	25	12	49	220
5	Clear Creek	0	4	3	0	1	0	4	4
	Eagle	0	5	2	0	0	0	2	5
	Lake	0	1	1	0	0	1	1	2
	Summit	2	7	0	0	0	0	2	7
	<i>Total</i>	2	17	6	0	1	1	9	18
6	Archuleta	0	4	0	1	1	0	1	5
	La Plata	0	4	2	1	0	0	2	5
	San Juan	0	0	0	0	0	0	0	0
	<i>Total</i>	0	8	2	2	1	0	3	10
7	Delta	0	2	2	0	0	0	2	2
	Gunnison	0	3	2	0	0	0	2	3
	Hinsdale	0	0	0	0	0	0	0	0
	Montrose	0	3	0	1	2	0	2	4
	Ouray	0	0	0	0	0	0	0	0
	San Miguel	0	1	1	0	0	0	1	1
	<i>Total</i>	0	9	5	1	2	0	7	10
8	Jackson	0	0	0	0	0	0	0	0
	Larimer	1	27	6	18	8	0	15	45
	<i>Total</i>	1	27	6	18	8	0	15	45
9	Garfield	0	10	3	1	0	1	3	12
	Pitkin	0	0	2	4	0	0	2	4
	Rio Blanco	0	0	0	0	0	1	0	1
	<i>Total</i>	0	10	5	5	0	2	5	17
10	Pueblo	1	29	3	4	9	1	13	34
11	Chaffee	0	1	0	0	1	0	1	1
	Custer	0	0	2	0	0	0	2	0
	Fremont	1	2	2	3	3	0	6	5
	Park	0	2	1	0	0	0	1	2
	<i>Total</i>	1	5	5	3	4	0	10	8

**Table 15:  
Court and Jury Trials for District Court  
Fiscal Year 2016**

District	Court Location	Criminal		Civil		Juvenile		Total	
		Court Trials	Jury Trials	Court Trials	Jury Trials	Court Trials	Jury Trials	Court Trials	Jury Trials
12	Alamosa	0	0	1	1	2	0	3	1
	Conejos	0	0	0	0	0	0	0	0
	Costilla	0	2	0	0	0	1	0	3
	Mineral	0	1	0	0	0	0	0	1
	Rio Grande	0	0	0	1	0	0	0	1
	Saguache	0	1	2	0	2	1	4	2
	<i>Total</i>	0	4	3	2	4	2	7	8
13	Kit Carson	0	1	0	1	1	0	1	2
	Logan	0	5	2	0	0	0	2	5
	Morgan	0	7	0	0	2	1	2	8
	Phillips	0	0	0	0	1	0	1	0
	Sedgwick	1	0	0	0	0	0	1	0
	Washington	0	0	0	0	0	0	0	0
	Yuma	0	5	1	0	2	0	3	5
<i>Total</i>	1	18	3	1	6	1	10	20	
14	Grand	0	0	3	0	0	0	3	0
	Moffat	0	7	1	1	0	0	1	8
	Routt	0	2	1	1	0	0	1	3
	<i>Total</i>	0	9	5	2	0	0	5	11
15	Baca	0	0	0	0	0	0	0	0
	Cheyenne	0	0	0	1	0	0	0	1
	Kiowa	0	0	0	0	0	0	0	0
	Prowers	0	0	0	0	0	0	0	0
	<i>Total</i>	0	0	0	1	0	0	0	1
16	Bent	0	0	1	0	0	0	1	0
	Crowley	0	1	0	0	0	0	0	1
	Otero	0	3	0	2	0	0	0	5
	<i>Total</i>	0	4	1	2	0	0	1	6
17	Adams	0	100	12	16	9	4	21	120
	Broomfield	0	4	4	4	0	1	4	9
	<i>Total</i>	0	104	16	20	9	5	25	129
18	Arapahoe	1	107	41	35	29	3	71	145
	Douglas	1	13	17	17	7	3	25	33
	Elbert	0	2	6	1	0	0	6	3
	Lincoln	1	3	0	0	0	0	1	3
	<i>Total</i>	3	125	64	53	36	6	103	184
19	Weld	1	50	8	12	33	2	42	64
20	Boulder	0	38	5	20	2	0	7	58
21	Mesa	3	54	4	4	10	3	17	61
22	Dolores	0	1	0	0	0	0	0	1
	Montezuma	0	5	0	0	0	1	0	6
	<i>Total</i>	0	6	0	0	0	1	0	7
<i>State Total</i>		19	921	251	271	215	42	485	1,234

**Table 16:  
District Court Civil Filings by Case Type  
Fiscal Year 2016**

District	Court Location	Breach of Contract	Breach of Warranty	County Court		Confirm Arbitration Award	Conservation Easements	County Court or Municipal Appeal	Declaratory Judgment	Determination of Interests	Distraint Warrant	Employment Discrimination	Foreclosure Other Than Rule 120	Forcible Entry and Detainer	Foreign Judgment	Fraud
				Counter Claim	Condemnation											
1	Gilpin	0	0	0	0	0	0	1	1	0	58	0	2	0	3	0
	Jefferson	236	1	0	6	2	0	56	28	6	5,345	1	45	34	40	8
	<b>Total</b>	236	1	0	6	2	0	57	29	6	5,403	1	47	34	43	8
2	Denver	588	35	16	3	27	0	98	93	3	14,649	0	71	61	64	32
3	Huerfano	0	0	1	0	0	0	2	2	0	45	0	1	2	0	0
	Las Animas	4	0	0	0	0	0	3	5	2	128	0	7	1	6	1
	<b>Total</b>	4	0	1	0	0	0	5	7	2	173	0	8	3	6	1
4	El Paso	281	2	17	2	2	0	72	30	5	5,540	5	44	30	57	16
	Teller	9	0	0	0	0	0	4	1	0	175	0	3	0	3	0
	<b>Total</b>	290	2	17	2	2	0	76	31	5	5,715	5	47	30	60	16
5	Clear Creek	3	0	0	0	1	0	5	1	0	76	0	2	0	2	1
	Eagle	23	0	1	2	0	0	11	7	0	592	0	50	8	8	2
	Lake	4	0	0	0	0	0	2	1	0	68	0	3	0	0	0
	Summit	18	0	0	0	0	0	2	5	1	252	1	29	5	4	2
	<b>Total</b>	48	0	1	2	1	0	20	14	1	988	1	84	13	14	5
6	Archuleta	6	0	1	0	0	0	3	3	0	115	0	139	4	0	0
	La Plata	24	0	0	0	1	0	7	7	0	459	0	11	2	9	1
	San Juan	0	0	0	0	0	0	0	1	0	21	0	1	0	0	0
	<b>Total</b>	30	0	1	0	1	0	10	11	0	595	0	151	6	9	1
7	Delta	7	0	0	0	0	0	5	4	0	225	0	3	2	3	0
	Gunnison	5	0	0	1	0	0	3	7	0	108	0	7	1	3	0
	Hinsdale	2	0	0	0	0	0	0	0	0	9	0	0	0	0	0
	Montrose	1	0	0	0	0	0	7	4	0	284	0	0	2	3	1
	Ouray	3	0	0	0	0	0	1	0	1	44	0	0	0	1	0
	San Miguel	6	0	0	0	0	0	4	1	0	84	0	2	0	3	1
	<b>Total</b>	24	0	0	1	0	0	20	16	1	754	0	12	5	13	2
8	Jackson	0	0	0	0	0	0	0	0	0	10	0	0	0	0	0
	Larimer	121	0	0	3	2	0	25	17	2	2,385	1	26	8	32	7
	<b>Total</b>	121	0	0	3	2	0	25	17	2	2,395	1	26	8	32	7
9	Garfield	18	0	2	4	0	0	7	4	0	638	0	7	3	4	0
	Pitkin	33	0	0	0	0	0	2	10	0	207	0	8	7	14	0
	Rio Blanco	2	0	0	0	0	0	0	0	0	49	0	0	1	0	0
	<b>Total</b>	53	0	2	4	0	0	9	14	0	894	0	15	11	18	0
10	Pueblo	36	0	2	0	1	0	25	14	0	1,562	0	19	2	11	0
11	Chaffee	11	1	1	0	0	0	1	2	0	125	0	0	0	2	0
	Custer	0	0	0	0	0	0	0	1	1	20	0	0	2	0	0
	Fremont	5	0	0	0	0	0	2	5	0	282	0	4	1	4	1
	Park	6	0	0	0	0	0	1	4	0	140	0	5	2	0	1
	<b>Total</b>	22	1	1	0	0	0	4	12	1	567	0	9	5	6	2

**Table 16:  
District Court Civil Filings by Case Type  
Fiscal Year 2016**

District	Court Location	Goods Sold and Delivered	Injunctive Relief	Landlord-Tenant	Lien	Malpractice	Mechanics Lien	Money	Motion to Approve Transfer of Structured Settlement	Name Change	Negligence	Note	Other	Out of State Subpoena	Personal Injury	Personal Injury - Motor Vehicle
1	Gilpin	0	0	0	1	0	0	3	0	0	0	0	2	0	6	2
	Jefferson	6	34	4	0	15	7	272	7	21	46	13	125	41	85	258
	<b>Total</b>	6	34	4	1	15	7	275	7	21	46	13	127	41	91	260
2	Denver	45	94	27	6	75	61	312	29	41	97	107	220	133	288	862
3	Huerfano	0	2	0	0	0	0	3	1	0	0	1	7	0	0	0
	Las Animas	0	0	0	0	0	0	7	0	0	1	0	7	0	4	5
	<b>Total</b>	0	2	0	0	0	0	10	1	0	1	1	14	0	4	5
4	El Paso	18	15	1	0	12	9	447	48	6	53	11	151	38	127	448
	Teller	1	2	0	0	1	2	13	0	1	1	2	4	1	5	5
	<b>Total</b>	19	17	1	0	13	11	460	48	7	54	13	155	39	132	453
5	Clear Creek	0	1	0	0	0	0	2	0	2	0	0	4	0	2	4
	Eagle	1	6	0	2	0	3	35	0	3	12	2	14	5	19	5
	Lake	0	1	0	0	0	0	8	0	0	1	0	6	0	0	0
	Summit	1	6	0	2	4	2	24	0	0	10	0	3	3	18	15
	<b>Total</b>	2	14	0	4	4	5	69	0	5	23	2	27	8	39	24
6	Archuleta	0	2	0	0	0	0	2	1	0	0	0	7	2	1	6
	La Plata	2	2	0	0	4	1	18	3	4	3	4	17	6	6	8
	San Juan	0	0	0	0	0	0	0	0	0	0	0	6	0	0	0
	<b>Total</b>	2	4	0	0	4	1	20	4	4	3	4	30	0	7	14
7	Delta	0	0	0	0	0	0	16	1	2	2	0	5	0	3	1
	Gunnison	0	1	0	2	0	1	21	0	0	0	0	6	0	1	4
	Hinsdale	0	0	0	0	0	0	0	0	0	0	0	0	0	0	0
	Montrose	0	1	0	0	3	2	23	2	2	2	2	6	3	6	12
	Ouray	0	2	0	0	1	1	2	0	0	0	0	3	1	0	2
	San Miguel	0	2	0	0	0	1	2	0	0	2	0	3	4	4	2
	<b>Total</b>	0	6	0	2	4	5	64	3	4	6	2	23	8	14	21
8	Jackson	0	0	0	0	0	0	0	0	0	0	0	1	0	0	0
	Larimer	8	15	2	2	11	9	169	10	29	19	3	46	24	35	138
	<b>Total</b>	8	15	2	2	11	9	169	10	29	19	3	47	24	35	138
9	Garfield	0	3	1	0	0	1	58	2	7	6	2	9	5	9	10
	Pitkin	1	3	1	1	1	5	16	0	0	6	2	8	15	5	6
	Rio Blanco	0	0	0	0	0	0	9	0	0	0	0	1	0	0	1
	<b>Total</b>	1	6	2	1	1	6	83	2	7	12	4	18	20	14	17
10	Pueblo	3	27	0	0	5	1	109	6	11	16	4	16	9	23	104
11	Chaffee	0	0	0	2	0	1	8	0	0	3	0	3	1	2	1
	Custer	0	2	0	0	0	0	5	0	2	0	0	3	1	0	1
	Fremont	1	2	0	0	1	0	26	1	0	3	1	11	2	1	5
	Park	0	1	0	0	0	0	8	1	0	1	0	3	0	1	3
	<b>Total</b>	1	5	0	2	1	1	47	2	2	7	1	20	4	4	10

**Table 16:  
District Court Civil Filings by Case Type  
Fiscal Year 2016**

District	Court Location	Petition to Seal	Petition to Seal	Property Damage	Protection Order	Public Nuisance	Public Utilities	Replevin	Review -	Rule 105	Rule 106 -	Rule 120	Services Rendered	Sexual Harassment
		Criminal Record	Criminal Conviction						Other Local Government / Person		Writs / Contempt	Deed of Trust		
1	Gilpin	13	1	1	0	0	0	2	0	3	0	14	0	0
	Jefferson	302	23	7	1	3	0	26	14	33	4	457	1	0
	<b>Total</b>	<b>315</b>	<b>24</b>	<b>8</b>	<b>1</b>	<b>3</b>	<b>0</b>	<b>28</b>	<b>14</b>	<b>36</b>	<b>4</b>	<b>471</b>	<b>1</b>	<b>0</b>
2	Denver	609	96	7	12	92	0	40	53	41	49	518	82	2
3	Huerfano	3	0	0	0	0	0	0	0	11	0	22	0	0
	Las Animas	10	8	0	0	0	0	0	0	5	6	58	0	0
	<b>Total</b>	<b>13</b>	<b>8</b>	<b>0</b>	<b>0</b>	<b>0</b>	<b>0</b>	<b>0</b>	<b>0</b>	<b>16</b>	<b>6</b>	<b>80</b>	<b>0</b>	<b>0</b>
4	El Paso	442	29	5	0	67	0	37	5	28	8	1,335	3	0
	Teller	14	2	0	0	1	0	0	0	5	0	64	0	0
	<b>Total</b>	<b>456</b>	<b>31</b>	<b>5</b>	<b>0</b>	<b>68</b>	<b>0</b>	<b>37</b>	<b>5</b>	<b>33</b>	<b>8</b>	<b>1,399</b>	<b>3</b>	<b>0</b>
5	Clear Creek	5	1	0	0	0	0	0	0	2	1	11	0	0
	Eagle	53	2	1	0	0	0	3	3	10	0	73	0	0
	Lake	5	1	0	0	0	0	0	0	9	0	15	0	0
	Summit	33	1	0	0	0	0	0	3	5	1	28	0	0
	<b>Total</b>	<b>96</b>	<b>5</b>	<b>1</b>	<b>0</b>	<b>0</b>	<b>0</b>	<b>3</b>	<b>6</b>	<b>26</b>	<b>2</b>	<b>127</b>	<b>0</b>	<b>0</b>
6	Archuleta	1	1	0	0	0	0	0	0	20	0	22	0	0
	La Plata	20	5	2	0	0	0	5	3	6	0	58	0	0
	San Juan	0	0	0	0	0	0	0	0	1	1	0	0	0
	<b>Total</b>	<b>21</b>	<b>6</b>	<b>2</b>	<b>0</b>	<b>0</b>	<b>0</b>	<b>5</b>	<b>3</b>	<b>27</b>	<b>1</b>	<b>80</b>	<b>0</b>	<b>0</b>
7	Delta	13	2	0	0	0	0	4	0	5	1	94	0	0
	Gunnison	12	4	0	0	0	0	2	0	10	0	18	0	0
	Hinsdale	5	0	0	0	0	0	0	0	0	0	0	0	0
	Montrose	12	1	0	1	0	0	4	0	9	6	83	0	0
	Ouray	0	0	0	0	0	0	2	0	2	0	8	0	0
	San Miguel	4	2	0	0	0	0	0	0	2	0	2	0	0
	<b>Total</b>	<b>46</b>	<b>9</b>	<b>0</b>	<b>1</b>	<b>0</b>	<b>0</b>	<b>12</b>	<b>0</b>	<b>28</b>	<b>7</b>	<b>205</b>	<b>0</b>	<b>0</b>
8	Jackson	1	0	0	0	0	0	0	0	1	0	1	0	0
	Larimer	197	28	2	0	24	0	10	3	10	2	238	0	1
	<b>Total</b>	<b>198</b>	<b>28</b>	<b>2</b>	<b>0</b>	<b>24</b>	<b>0</b>	<b>10</b>	<b>3</b>	<b>11</b>	<b>2</b>	<b>239</b>	<b>0</b>	<b>1</b>
9	Garfield	19	4	0	0	0	0	4	5	4	4	76	0	0
	Pitkin	21	2	0	0	0	0	5	0	5	2	21	0	0
	Rio Blanco	3	0	0	0	0	0	0	0	2	0	26	0	0
	<b>Total</b>	<b>43</b>	<b>6</b>	<b>0</b>	<b>0</b>	<b>0</b>	<b>0</b>	<b>9</b>	<b>5</b>	<b>11</b>	<b>6</b>	<b>123</b>	<b>0</b>	<b>0</b>
10	Pueblo	77	3	0	0	0	1	13	1	24	10	500	0	0
11	Chaffee	5	2	0	0	0	0	0	0	2	12	14	0	0
	Custer	4	0	0	0	0	0	0	0	0	0	14	0	0
	Fremont	12	1	0	0	0	0	0	1	10	39	107	0	0
	<b>Total</b>	<b>28</b>	<b>4</b>	<b>0</b>	<b>1</b>	<b>0</b>	<b>0</b>	<b>3</b>	<b>1</b>	<b>22</b>	<b>54</b>	<b>180</b>	<b>0</b>	<b>0</b>



**Table 16:  
District Court Civil Filings by Case Type  
Fiscal Year 2016**

District	Court Location	Special District	Specific Performance	Unemployment Compensation	Wages	Workman's Compensation	Writ of Habeas Corpus	Wrongful Death	Wrongful Death – Motor Vehicle	Total
1	Gilpin	0	0	0	0	0	0	0	1	114
	Jefferson	0	3	0	4	2	9	8	1	7,640
	<i>Total</i>	0	3	0	4	2	9	8	2	7,754
2	Denver	2	3	0	19	82	22	20	12	19,898
3	Huerfano	0	1	0	1	0	0	0	0	105
	Las Animas	0	0	0	0	1	1	0	0	270
	<i>Total</i>	0	1	0	1	1	1	0	0	375
4	El Paso	2	0	0	4	0	15	7	5	9,479
	Teller	0	0	0	0	0	0	0	0	319
	<i>Total</i>	2	0	0	4	0	15	7	5	9,798
5	Clear Creek	0	0	0	0	0	0	0	0	126
	Eagle	0	0	0	1	1	0	0	1	959
	Lake	0	0	0	0	0	0	0	0	124
	Summit	1	0	0	0	1	0	0	0	480
	<i>Total</i>	1	0	0	1	2	0	0	1	1,689
6	Archuleta	1	0	0	0	0	0	0	0	337
	La Plata	1	0	0	0	0	0	0	0	699
	San Juan	0	0	0	0	0	0	0	0	31
	<i>Total</i>	2	0	0	0	0	0	0	0	1,067
7	Delta	0	0	0	0	0	0	0	0	398
	Gunnison	1	0	0	0	0	0	0	0	218
	Hinsdale	0	0	0	0	0	0	0	0	16
	Montrose	0	0	0	0	0	2	1	0	485
	Ouray	0	0	0	0	0	0	0	0	74
	San Miguel	0	0	0	0	0	0	1	0	132
	<i>Total</i>	1	0	0	0	0	2	2	0	1,323
8	Jackson	0	0	0	0	0	0	0	0	14
	Larimer	11	0	0	2	1	0	3	0	3,681
	<i>Total</i>	11	0	0	2	1	0	3	0	3,695
9	Garfield	0	1	0	1	0	0	0	0	918
	Pitkin	0	0	0	1	0	0	2	0	410
	Rio Blanco	0	0	0	0	0	0	0	0	94
	<i>Total</i>	0	1	0	2	0	0	2	0	1,422
10	Pueblo	0	0	1	0	1	0	8	3	2,648
11	Chaffee	0	0	0	0	0	5	1	1	206
	Custer	0	0	0	0	0	2	0	0	58
	Fremont	1	0	0	0	0	19	1	0	549
	Park	0	0	0	0	0	3	0	0	250
	<i>Total</i>	1	0	0	0	0	29	2	1	1,063

**Table 16:  
District Court Civil Filings by Case Type  
Fiscal Year 2016**

District	Court Location	County Court		County Court or Municipal Appeal	Confirm Arbitration Award	Conservation Easements	Declaratory Judgment	Determination of Interests	Distraint Warrant	Employment Discrimination	Foreclosure Other Than Rule 120	Forcible Entry and Detainer	Foreign Judgment	Fraud		
		Breach of Contract	Breach of Warranty												Counter Claim	Condemnation
12	Alamosa	3	0	0	0	0	3	0	0	140	0	1	1	2	0	
	Conejos	1	0	0	0	0	2	1	0	41	0	0	0	0	0	
	Costilla	0	0	0	0	0	1	0	0	30	0	2	0	0	0	
	Mineral	2	0	0	0	0	0	0	0	5	0	0	0	0	0	
	Rio Grande	1	0	0	0	0	0	0	2	0	67	0	1	0	0	1
	Saguache	3	0	0	0	0	0	1	1	0	33	0	0	0	1	0
	<b>Total</b>	<b>10</b>	<b>0</b>	<b>0</b>	<b>0</b>	<b>0</b>	<b>0</b>	<b>7</b>	<b>4</b>	<b>0</b>	<b>316</b>	<b>0</b>	<b>4</b>	<b>1</b>	<b>3</b>	<b>1</b>
13	Kit Carson	6	0	0	1	0	1	1	0	37	0	0	0	0	0	
	Logan	3	0	0	0	0	3	2	0	125	0	0	18	2	0	
	Morgan	6	1	0	10	0	0	2	2	0	211	0	1	1	5	0
	Phillips	0	0	0	0	0	0	0	0	0	32	0	0	0	1	0
	Sedgwick	0	0	0	0	0	0	1	0	0	16	0	1	0	2	0
	Washington	1	0	0	6	0	0	0	0	1	24	0	0	0	0	0
	Yuma	2	0	0	0	0	0	1	0	0	54	0	1	0	1	1
<b>Total</b>	<b>18</b>	<b>1</b>	<b>0</b>	<b>17</b>	<b>0</b>	<b>0</b>	<b>8</b>	<b>5</b>	<b>1</b>	<b>499</b>	<b>0</b>	<b>3</b>	<b>19</b>	<b>11</b>	<b>1</b>	
14	Grand	7	0	0	0	0	1	3	0	101	0	28	1	0	0	
	Moffat	2	0	0	0	0	2	1	0	128	0	1	0	0	0	
	Routt	10	2	0	2	0	0	2	6	1	182	1	16	1	4	0
	<b>Total</b>	<b>19</b>	<b>2</b>	<b>0</b>	<b>2</b>	<b>0</b>	<b>0</b>	<b>5</b>	<b>10</b>	<b>1</b>	<b>411</b>	<b>1</b>	<b>45</b>	<b>2</b>	<b>4</b>	<b>0</b>
15	Baca	1	0	0	0	0	0	0	0	15	0	0	0	0	0	
	Cheyenne	3	0	0	0	0	0	0	0	12	0	1	0	0	0	
	Kiowa	0	0	0	0	0	0	0	0	11	0	0	0	1	0	
	Prowers	2	0	0	0	0	0	0	0	78	0	0	0	0	0	
	<b>Total</b>	<b>6</b>	<b>0</b>	<b>0</b>	<b>0</b>	<b>0</b>	<b>0</b>	<b>0</b>	<b>0</b>	<b>0</b>	<b>116</b>	<b>0</b>	<b>1</b>	<b>0</b>	<b>1</b>	<b>0</b>
16	Bent	0	0	0	0	0	1	0	0	36	0	0	0	0	0	
	Crowley	0	0	0	0	0	0	0	0	32	0	0	0	0	0	
	Otero	3	0	0	1	0	0	1	1	0	109	0	2	0	0	
	<b>Total</b>	<b>3</b>	<b>0</b>	<b>0</b>	<b>1</b>	<b>0</b>	<b>0</b>	<b>2</b>	<b>1</b>	<b>0</b>	<b>177</b>	<b>0</b>	<b>2</b>	<b>0</b>	<b>0</b>	<b>0</b>
17	Adams	146	1	18	7	0	0	72	22	1	6,360	0	45	22	32	13
	Broomfield	28	0	0	0	0	0	5	2	1	483	1	4	3	6	0
	<b>Total</b>	<b>174</b>	<b>1</b>	<b>18</b>	<b>7</b>	<b>0</b>	<b>0</b>	<b>77</b>	<b>24</b>	<b>2</b>	<b>6,843</b>	<b>1</b>	<b>49</b>	<b>25</b>	<b>38</b>	<b>13</b>
18	Arapahoe	319	6	0	4	3	0	97	43	5	7,325	2	98	47	54	24
	Douglas	128	0	0	7	1	0	23	19	3	2,491	0	31	13	30	8
	Elbert	6	0	0	0	0	0	3	2	0	188	0	2	0	2	1
	Lincoln	0	0	0	1	0	0	3	1	0	22	0	0	0	1	0
	<b>Total</b>	<b>453</b>	<b>6</b>	<b>0</b>	<b>12</b>	<b>4</b>	<b>0</b>	<b>126</b>	<b>65</b>	<b>8</b>	<b>10,026</b>	<b>2</b>	<b>131</b>	<b>60</b>	<b>87</b>	<b>33</b>
19	Weld	100	3	1	32	0	0	45	19	3	2,708	1	29	4	22	7
20	Boulder	196	4	10	3	3	0	40	31	3	2,182	1	18	11	18	10
21	Mesa	50	0	0	0	0	0	22	8	0	1,416	0	8	2	13	2
22	Dolores	1	0	0	0	0	0	0	0	0	26	0	0	0	2	0
	Montezuma	7	1	0	0	0	0	4	2	0	212	0	1	1	2	0
	<b>Total</b>	<b>8</b>	<b>1</b>	<b>0</b>	<b>0</b>	<b>0</b>	<b>0</b>	<b>4</b>	<b>2</b>	<b>0</b>	<b>238</b>	<b>0</b>	<b>1</b>	<b>1</b>	<b>4</b>	<b>0</b>
<b>State Total</b>		<b>2,489</b>	<b>57</b>	<b>70</b>	<b>95</b>	<b>43</b>	<b>0</b>	<b>685</b>	<b>427</b>	<b>39</b>	<b>58,627</b>	<b>14</b>	<b>780</b>	<b>303</b>	<b>477</b>	<b>141</b>
<b>Percent of State Total</b>		<b>3%</b>	<b>0.06%</b>	<b>0.08%</b>	<b>0.11%</b>	<b>0.05%</b>	<b>0.000%</b>	<b>1%</b>	<b>0.48%</b>	<b>0.04%</b>	<b>66%</b>	<b>0.016%</b>	<b>1%</b>	<b>0.34%</b>	<b>0.540%</b>	<b>0.16%</b>

**Table 16:  
District Court Civil Filings by Case Type  
Fiscal Year 2016**

District	Court Location	Case Type											Out of State Subpoena	Personal Injury	Personal Injury - Motor Vehicle	
		Goods Sold and Delivered	Injunctive Relief	Landlord-Tenant	Lien	Malpractice	Mechanics Lien	Money	Motion to Approve Transfer of Structured Settlement	Name Change	Negligence	Note				Other
12	Alamosa	0	5	0	0	0	0	5	1	0	3	1	24	0	1	8
	Conejos	0	1	0	0	0	0	3	0	1	0	0	1	0	0	0
	Costilla	0	0	0	0	0	0	1	0	2	0	0	25	0	0	1
	Mineral	0	0	0	0	0	0	1	0	0	0	0	1	0	0	0
	Rio Grande	0	2	0	0	0	0	2	0	0	1	0	2	0	0	4
	Saguache	0	0	0	0	0	0	1	0	1	0	0	3	0	0	2
	<b>Total</b>	<b>0</b>	<b>8</b>	<b>0</b>	<b>0</b>	<b>0</b>	<b>0</b>	<b>13</b>	<b>1</b>	<b>4</b>	<b>4</b>	<b>1</b>	<b>56</b>	<b>0</b>	<b>1</b>	<b>15</b>
13	Kit Carson	0	0	0	0	0	0	6	1	0	0	0	4	1	1	2
	Logan	1	2	0	0	0	0	7	0	5	2	0	12	2	2	3
	Morgan	0	0	0	0	1	0	11	0	2	4	0	15	1	0	6
	Phillips	0	1	0	0	0	0	2	0	0	1	0	2	0	1	1
	Sedgwick	0	0	0	0	0	0	1	0	0	0	0	2	0	0	1
	Washington	0	0	0	0	0	0	4	0	0	0	0	4	0	1	1
	Yuma	0	1	0	0	0	0	11	0	0	1	0	3	0	1	0
<b>Total</b>	<b>1</b>	<b>4</b>	<b>0</b>	<b>0</b>	<b>1</b>	<b>0</b>	<b>42</b>	<b>1</b>	<b>7</b>	<b>8</b>	<b>0</b>	<b>42</b>	<b>4</b>	<b>6</b>	<b>14</b>	
14	Grand	0	0	0	0	0	1	7	0	1	2	0	2	0	1	2
	Moffat	0	0	0	0	0	0	1	0	0	0	1	0	0	0	3
	Routt	0	4	0	0	0	0	14	0	0	3	1	10	0	6	1
	<b>Total</b>	<b>0</b>	<b>4</b>	<b>0</b>	<b>0</b>	<b>0</b>	<b>1</b>	<b>22</b>	<b>0</b>	<b>1</b>	<b>5</b>	<b>1</b>	<b>13</b>	<b>0</b>	<b>7</b>	<b>6</b>
15	Baca	0	1	0	0	0	0	1	2	0	0	0	4	0	0	0
	Cheyenne	0	0	0	0	0	0	1	0	0	0	1	2	0	0	0
	Kiowa	0	0	0	0	0	0	2	0	2	0	0	1	0	0	0
	Prowers	1	0	0	0	0	0	3	2	0	0	0	4	0	0	4
	<b>Total</b>	<b>1</b>	<b>1</b>	<b>0</b>	<b>0</b>	<b>0</b>	<b>0</b>	<b>7</b>	<b>4</b>	<b>2</b>	<b>0</b>	<b>1</b>	<b>11</b>	<b>0</b>	<b>0</b>	<b>4</b>
16	Bent	0	0	0	0	0	0	1	0	0	0	0	2	0	0	1
	Crowley	0	0	0	0	1	0	3	0	0	1	0	4	0	0	0
	Otero	0	0	0	0	0	0	5	1	4	2	0	3	0	0	0
	<b>Total</b>	<b>0</b>	<b>0</b>	<b>0</b>	<b>0</b>	<b>1</b>	<b>0</b>	<b>9</b>	<b>1</b>	<b>4</b>	<b>3</b>	<b>0</b>	<b>9</b>	<b>0</b>	<b>0</b>	<b>1</b>
17	Adams	16	20	0	0	8	11	268	21	23	29	11	62	9	72	234
	Broomfield	3	2	0	0	0	6	39	3	0	1	1	6	5	12	34
	<b>Total</b>	<b>19</b>	<b>22</b>	<b>0</b>	<b>0</b>	<b>8</b>	<b>17</b>	<b>307</b>	<b>24</b>	<b>23</b>	<b>30</b>	<b>12</b>	<b>68</b>	<b>14</b>	<b>84</b>	<b>268</b>
18	Arapahoe	15	30	8	1	18	32	404	23	42	63	12	188	51	129	391
	Douglas	13	15	3	4	13	13	189	2	21	23	6	33	22	45	122
	Elbert	2	3	0	0	0	1	19	0	0	0	1	2	0	2	4
	Lincoln	0	0	0	0	0	0	1	0	1	0	1	12	0	1	1
	<b>Total</b>	<b>30</b>	<b>48</b>	<b>11</b>	<b>5</b>	<b>31</b>	<b>46</b>	<b>613</b>	<b>25</b>	<b>64</b>	<b>86</b>	<b>20</b>	<b>235</b>	<b>73</b>	<b>177</b>	<b>518</b>
19	Weld	5	9	0	0	4	12	131	14	31	23	4	72	9	39	91
20	Boulder	6	9	8	0	27	15	151	8	18	50	8	60	28	65	203
21	Mesa	1	6	1	1	6	2	130	7	31	5	6	33	13	17	45
22	Dolores	0	0	0	0	0	0	4	0	0	0	0	2	0	1	0
	Montezuma	0	0	1	0	1	0	12	0	2	0	0	8	0	2	3
	<b>Total</b>	<b>0</b>	<b>0</b>	<b>1</b>	<b>0</b>	<b>1</b>	<b>0</b>	<b>16</b>	<b>0</b>	<b>2</b>	<b>0</b>	<b>0</b>	<b>10</b>	<b>0</b>	<b>3</b>	<b>3</b>
<b>State Total</b>		<b>150</b>	<b>335</b>	<b>57</b>	<b>24</b>	<b>212</b>	<b>200</b>	<b>3,059</b>	<b>197</b>	<b>318</b>	<b>498</b>	<b>207</b>	<b>1,306</b>	<b>427</b>	<b>1,050</b>	<b>3,076</b>
<b>Percent of State Total</b>		<b>0.17%</b>	<b>0.38%</b>	<b>0.06%</b>	<b>0.03%</b>	<b>0.24%</b>	<b>0.23%</b>	<b>3%</b>	<b>0.22%</b>	<b>0.36%</b>	<b>0.56%</b>	<b>0.23%</b>	<b>1.48%</b>	<b>0.48%</b>	<b>1%</b>	<b>3%</b>

**Table 16:  
District Court Civil Filings by Case Type  
Fiscal Year 2016**

District	Court Location	Petition to Seal	Petition to Seal	Property Damage	Protection Order	Public Nuisance	Public Utilities	Replevin	Review -	Rule 105	Rule 106 -	Rule 120	Services Rendered	Sexual Harassment
		Criminal Record	Criminal Conviction						Other Local Government / Person		Writs / Contempt	Deed of Trust		
12	Alamosa	9	0	0	0	0	0	0	1	4	0	23	0	0
	Conejos	0	1	0	0	0	0	0	0	7	1	6	0	0
	Costilla	3	0	0	0	0	0	0	0	9	0	7	0	0
	Mineral	0	0	0	0	0	0	0	0	1	0	1	0	0
	Rio Grande	8	0	0	0	0	0	1	0	6	0	24	0	0
	Saguache	0	0	0	0	0	0	0	0	8	0	12	0	0
	<b>Total</b>	<b>20</b>	<b>1</b>	<b>0</b>	<b>0</b>	<b>0</b>	<b>0</b>	<b>1</b>	<b>1</b>	<b>35</b>	<b>1</b>	<b>73</b>	<b>0</b>	<b>0</b>
13	Kit Carson	2	0	1	0	0	0	1	0	2	1	19	0	0
	Logan	6	1	0	0	0	0	3	0	1	21	33	0	0
	Morgan	6	4	1	0	0	1	4	0	1	0	62	0	0
	Phillips	1	0	0	0	0	0	0	0	0	0	5	0	0
	Sedgwick	0	0	0	0	0	0	0	0	1	0	6	0	0
	Washington	0	0	0	0	0	0	1	2	2	1	5	0	0
	Yuma	2	1	1	0	0	0	1	0	1	0	20	0	0
<b>Total</b>	<b>17</b>	<b>6</b>	<b>3</b>	<b>0</b>	<b>0</b>	<b>1</b>	<b>10</b>	<b>2</b>	<b>8</b>	<b>23</b>	<b>150</b>	<b>0</b>	<b>0</b>	
14	Grand	10	0	0	0	0	0	0	2	11	1	21	0	0
	Moffat	0	1	0	0	0	0	0	0	0	0	63	0	0
	Routt	38	0	0	0	0	0	2	1	5	0	29	0	0
	<b>Total</b>	<b>48</b>	<b>1</b>	<b>0</b>	<b>0</b>	<b>0</b>	<b>0</b>	<b>2</b>	<b>3</b>	<b>16</b>	<b>1</b>	<b>113</b>	<b>0</b>	<b>0</b>
15	Baca	5	0	0	0	0	0	0	0	0	0	4	0	0
	Cheyenne	2	0	0	0	0	0	0	0	0	0	3	0	0
	Kiowa	0	0	0	0	0	0	0	0	2	0	1	0	0
	Prowers	7	1	0	0	0	0	0	1	5	0	18	0	0
	<b>Total</b>	<b>14</b>	<b>1</b>	<b>0</b>	<b>0</b>	<b>0</b>	<b>0</b>	<b>0</b>	<b>1</b>	<b>7</b>	<b>0</b>	<b>26</b>	<b>0</b>	<b>0</b>
16	Bent	4	0	0	0	0	0	0	0	1	5	5	0	0
	Crowley	2	1	0	0	0	0	0	0	0	15	6	0	0
	Otero	4	4	0	0	0	0	1	0	6	0	45	0	0
	<b>Total</b>	<b>10</b>	<b>5</b>	<b>0</b>	<b>0</b>	<b>0</b>	<b>0</b>	<b>1</b>	<b>0</b>	<b>7</b>	<b>20</b>	<b>56</b>	<b>0</b>	<b>0</b>
17	Adams	137	17	4	0	19	0	41	8	31	8	606	0	1
	Broomfield	45	4	0	0	1	0	6	0	6		28	0	0
	<b>Total</b>	<b>182</b>	<b>21</b>	<b>4</b>	<b>0</b>	<b>20</b>	<b>0</b>	<b>47</b>	<b>8</b>	<b>37</b>	<b>8</b>	<b>634</b>	<b>0</b>	<b>1</b>
18	Arapahoe	323	38	6	0	31	0	43	7	23	15	702	1	1
	Douglas	246	14	3	0	2	0	12	2	14	9	267	1	0
	Elbert	13	0	0	0	1	0	3	0	2	1	36	0	0
	Lincoln	2	0	0	0	0	0	1	0	2	8	6	0	0
	<b>Total</b>	<b>584</b>	<b>52</b>	<b>9</b>	<b>0</b>	<b>34</b>	<b>0</b>	<b>59</b>	<b>9</b>	<b>41</b>	<b>33</b>	<b>1,011</b>	<b>2</b>	<b>1</b>
19	Weld	117	7	3	0	0	0	38	0	17	8	364	0	0
20	Boulder	455	20	3	0	10	0	8	17	11	4	168	1	0
21	Mesa	94	8	0	2	0	0	15	1	7	1	477	1	0
22	Dolores	0	0	0	0	0	0	0	0	1	0	6	0	0
	Montezuma	11	0	0	0	0	0	2	1	6	0	36	0	0
	<b>Total</b>	<b>11</b>	<b>0</b>	<b>0</b>	<b>0</b>	<b>0</b>	<b>0</b>	<b>2</b>	<b>1</b>	<b>7</b>	<b>0</b>	<b>42</b>	<b>0</b>	<b>0</b>
<b>State Total</b>		<b>3,454</b>	<b>342</b>	<b>47</b>	<b>17</b>	<b>251</b>	<b>2</b>	<b>343</b>	<b>134</b>	<b>468</b>	<b>248</b>	<b>7,036</b>	<b>90</b>	<b>5</b>
<b>Percent of State Total</b>		<b>4%</b>	<b>0.39%</b>	<b>0.05%</b>	<b>0.02%</b>	<b>0.28%</b>	<b>0.00%</b>	<b>0.39%</b>	<b>0.15%</b>	<b>0.53%</b>	<b>0.28%</b>	<b>8%</b>	<b>0.10%</b>	<b>0.006%</b>

**Table 16:  
District Court Civil Filings by Case Type  
Fiscal Year 2016**

District	Court Location	Special District	Specific Performance	Unemployment Compensation	Wages	Workman's Compensation	Writ of Habeas Corpus	Wrongful Death	Wrongful Death – Motor Vehicle	Total
12	Alamosa	0	1	0	0	0	0	0	0	236
	Conejos	0	0	0	0	0	0	0	0	66
	Costilla	0	0	0	0	0	0	0	0	81
	Mineral	0	0	0	0	0	0	0	0	11
	Rio Grande	2	0	0	0	0	0	0	0	124
	Saguache	0	0	0	0	0	0	0	0	66
	<b>Total</b>	<b>2</b>	<b>1</b>	<b>0</b>	<b>0</b>	<b>0</b>	<b>0</b>	<b>0</b>	<b>0</b>	<b>584</b>
13	Kit Carson	0	0	0	0	0	0	1	0	88
	Logan	0	0	0	0	0	8	0	0	262
	Morgan	0	0	0	0	0	0	0	1	359
	Phillips	0	0	0	0	0	0	0	0	47
	Sedgwick	0	0	0	0	0	0	0	0	31
	Washington	0	0	0	0	0	2	0	0	55
	Yuma	0	0	0	0	0	0	0	0	103
<b>Total</b>	<b>0</b>	<b>0</b>	<b>0</b>	<b>0</b>	<b>0</b>	<b>10</b>	<b>1</b>	<b>1</b>	<b>945</b>	
14	Grand	2	0	0	1	0	0	0	1	206
	Moffat	0	0	0	0	0	0	0	0	203
	Routt	0	0	0	0	0	0	0	0	341
	<b>Total</b>	<b>2</b>	<b>0</b>	<b>0</b>	<b>1</b>	<b>0</b>	<b>0</b>	<b>0</b>	<b>1</b>	<b>750</b>
15	Baca	0	0	0	0	0	0	0	0	33
	Cheyenne	0	0	0	0	0	0	0	0	25
	Kiowa	1	0	0	0	0	0	0	0	21
	Prowers	0	0	0	0	0	0	0	0	126
	<b>Total</b>	<b>1</b>	<b>0</b>	<b>0</b>	<b>0</b>	<b>0</b>	<b>0</b>	<b>0</b>	<b>0</b>	<b>205</b>
16	Bent	1	0	0	0	0	3	0	0	60
	Crowley	0	0	0	0	0	19	0	0	84
	Otero	0	0	0	0	0	0	0	0	192
	<b>Total</b>	<b>1</b>	<b>0</b>	<b>0</b>	<b>0</b>	<b>0</b>	<b>22</b>	<b>0</b>	<b>0</b>	<b>336</b>
17	Adams	9	0	1	1	1	0	4	2	8,413
	Broomfield	1	0	0	1	0	0	1	0	738
	<b>Total</b>	<b>10</b>	<b>0</b>	<b>1</b>	<b>2</b>	<b>1</b>	<b>0</b>	<b>5</b>	<b>2</b>	<b>9,151</b>
18	Arapahoe	3	2	0	15	0	3	6	3	10,656
	Douglas	12	0	1	2	0	0	3	0	3,866
	Elbert	0	0	0	0	0	0	0	0	294
	Lincoln	0	0	0	0	0	0	0	0	64
	<b>Total</b>	<b>15</b>	<b>2</b>	<b>1</b>	<b>17</b>	<b>0</b>	<b>3</b>	<b>9</b>	<b>3</b>	<b>14,880</b>
19	Weld	20	2	0	3	0	0	2	1	4,000
20	Boulder	2	1	0	6	0	1	3	0	3,896
21	Mesa	2	0	0	0	0	1	2	2	2,438
22	Dolores	1	0	0	0	0	0	0	0	44
	Montezuma	0	0	0	0	0	1	0	0	316
	<b>Total</b>	<b>1</b>	<b>0</b>	<b>0</b>	<b>0</b>	<b>0</b>	<b>1</b>	<b>0</b>	<b>0</b>	<b>360</b>
<b>State Total</b>		<b>76</b>	<b>14</b>	<b>3</b>	<b>62</b>	<b>90</b>	<b>116</b>	<b>74</b>	<b>34</b>	<b>88,277</b>
<b>Percent of State Total</b>		<b>0.09%</b>	<b>0.02%</b>	<b>0.003%</b>	<b>0.07%</b>	<b>0.10%</b>	<b>0.13%</b>	<b>0.08%</b>	<b>0.04%</b>	<b>100%</b>

**Table 17:  
District Court Domestic Relations Filings by Case Type  
Fiscal Year 2016**

District	Court Location	Administrative Support Order IV-D	Child Custody Allocation of Parental Rsp	Civil Union Dissolution	Civil Union Invalidation	Civil Union Legal Separation	Dissolution of Marriage	Incoming Registration of Support	Invalidity of Marriage	Legal Separation	Other	Outgoing Registration of UIFSA	Registration of Foreign Decree	Total
1	Gilpin	0	4	0	0	0	21	0	1	1	0	0	2	29
	Jefferson	13	556	11	0	0	2,397	53	34	82	51	0	103	3,300
	<b>Total</b>	13	560	11	0	0	2,418	53	35	83	51	0	105	3,329
2	Denver	0	838	23	0	0	3,274	155	69	82	160	0	14	4,615
3	Huerfano	0	20	0	0	0	31	0	1	2	0	0	0	54
	Las Animas	0	37	1	0	0	92	5	2	2	0	0	8	147
	<b>Total</b>	0	57	1	0	0	123	5	3	4	0	0	8	201
4	El Paso	4	802	13	0	1	4,208	254	78	181	72	0	85	5,698
	Teller	0	20	0	0	0	86	1	1	6	2	0	3	119
	<b>Total</b>	4	822	13	0	1	4,294	255	79	187	74	0	88	5,817
5	Clear Creek	0	8	0	0	0	52	0	0	3	0	0	1	64
	Eagle	0	36	1	0	0	149	3	4	3	0	0	4	200
	Lake	0	15	0	0	0	33	1	0	0	1	0	3	53
	Summit	1	12	0	0	0	110	0	0	6	0	0	7	136
	<b>Total</b>	1	71	1	0	0	344	4	4	12	1	0	15	453
6	Archuleta	1	13	0	0	0	59	2	1	7	0	0	1	84
	La Plata	0	45	1	0	0	231	0	6	8	0	0	6	297
	San Juan	0	2	0	0	0	2	0	0	0	0	0	0	4
	<b>Total</b>	1	60	1	0	0	292	2	7	15	0	0	7	385
7	Delta	0	66	0	0	0	189	11	4	6	0	0	9	285
	Gunnison	5	9	0	0	0	58	0	1	1	1	0	1	76
	Hinsdale	1	0	0	0	0	2	0	0	0	0	0	0	3
	Montrose	2	63	2	0	0	214	22	3	10	2	0	6	324
	Ouray	0	1	0	0	0	14	0	0	1	0	0	0	16
	San Miguel	0	5	0	0	0	36	1	0	0	0	0	2	44
	<b>Total</b>	8	144	2	0	0	513	34	8	18	3	0	18	748
8	Jackson	0	1	0	0	0	2	1	0	2	0	0	1	7
	Larimer	0	352	3	0	0	1,405	2	25	45	4	0	32	1,868
	<b>Total</b>	0	353	3	0	0	1,407	3	25	47	4	0	33	1,875
9	Garfield	0	67	0	0	0	301	24	1	7	0	0	3	403
	Pitkin	0	10	1	0	0	92	1	0	2	0	0	3	109
	Rio Blanco	0	7	0	0	0	31	1	0	1	0	0	0	40
	<b>Total</b>	0	84	1	0	0	424	26	1	10	0	0	6	552
10	Pueblo	0	347	10	0	0	764	7	14	13	0	0	64	1,219
11	Chaffee	0	29	1	0	0	101	0	0	3	1	0	1	136
	Custer	2	2	0	0	0	11	0	0	0	0	0	1	16
	Fremont	0	72	0	0	0	213	16	8	9	2	0	7	327
	Park	4	14	0	0	0	54	11	1	2	3	0	4	93
	<b>Total</b>	6	117	1	0	0	379	27	9	14	6	0	13	572

**Table 17:  
District Court Domestic Relations Filings by Case Type  
Fiscal Year 2016**

District	Court Location	Administrative Support Order IV-D	Child Custody Allocation of Parental Rsp	Civil Union Dissolution	Civil Union Invalidation	Civil Union Legal Separation	Dissolution of Marriage	Incoming Registration of Support	Invalidity of Marriage	Legal Separation	Other	Outgoing Registration of UIFSA	Registration of Foreign Decree	Total
12	Alamosa	0	51	1	0	0	129	8	0	4	0	0	4	197
	Conejos	0	26	0	0	0	25	0	1	0	0	0	3	55
	Costilla	0	9	0	0	0	12	0	1	0	0	0	0	22
	Mineral	0	0	0	0	0	2	0	0	0	0	0	0	2
	Rio Grande	0	28	0	0	0	52	0	0	4	1	0	6	91
	Saguache	0	12	0	0	0	35	0	0	1	0	0	6	54
	<b>Total</b>	<b>0</b>	<b>126</b>	<b>1</b>	<b>0</b>	<b>0</b>	<b>255</b>	<b>8</b>	<b>2</b>	<b>9</b>	<b>1</b>	<b>0</b>	<b>19</b>	<b>421</b>
13	Kit Carson	0	10	0	0	0	31	0	0	1	0	0	3	45
	Logan	1	54	0	0	0	85	0	1	2	0	0	2	145
	Morgan	0	52	2	0	0	140	12	1	2	0	0	3	212
	Phillips	0	4	0	0	0	10	0	1	0	0	0	0	15
	Sedgwick	5	3	0	0	0	14	0	0	0	0	0	1	23
	Washington	0	9	0	0	0	19	0	0	0	0	0	2	30
	Yuma	0	4	0	0	0	40	0	0	1	0	0	1	46
<b>Total</b>	<b>6</b>	<b>136</b>	<b>2</b>	<b>0</b>	<b>0</b>	<b>339</b>	<b>12</b>	<b>3</b>	<b>6</b>	<b>0</b>	<b>0</b>	<b>12</b>	<b>516</b>	
14	Grand	0	8	0	0	0	59	2	0	2	0	0	0	71
	Moffat	0	35	0	0	0	82	0	0	3	2	0	2	124
	Routt	10	7	0	0	0	83	3	1	7	0	0	4	115
	<b>Total</b>	<b>10</b>	<b>11</b>	<b>0</b>	<b>0</b>	<b>0</b>	<b>224</b>	<b>5</b>	<b>1</b>	<b>12</b>	<b>2</b>	<b>0</b>	<b>6</b>	<b>310</b>
15	Baca	0	8	0	0	0	23	0	0	0	0	0	0	31
	Cheyenne	0	1	0	0	0	5	0	0	1	0	0	0	7
	Kiowa	0	1	0	0	0	2	0	0	0	0	0	0	3
	Prowers	0	26	1	0	0	43	3	0	2	0	0	1	76
	<b>Total</b>	<b>0</b>	<b>36</b>	<b>1</b>	<b>0</b>	<b>0</b>	<b>73</b>	<b>3</b>	<b>0</b>	<b>3</b>	<b>0</b>	<b>0</b>	<b>1</b>	<b>117</b>
16	Bent	0	4	0	0	0	12	2	0	0	0	0	0	18
	Crowley	0	10	1	0	0	24	2	0	1	0	0	1	39
	Otero	0	69	1	0	0	97	1	3	3	0	0	7	181
	<b>Total</b>	<b>0</b>	<b>83</b>	<b>2</b>	<b>0</b>	<b>0</b>	<b>133</b>	<b>5</b>	<b>3</b>	<b>4</b>	<b>0</b>	<b>0</b>	<b>8</b>	<b>238</b>
17	Adams	0	731	6	0	0	2,117	1	17	41	23	0	22	2,958
	Broomfield	0	38	0	0	0	312	5	8	12	14	0	8	397
	<b>Total</b>	<b>0</b>	<b>769</b>	<b>6</b>	<b>0</b>	<b>0</b>	<b>2,429</b>	<b>6</b>	<b>25</b>	<b>53</b>	<b>37</b>	<b>0</b>	<b>30</b>	<b>3,355</b>
18	Arapahoe	0	623	10	1	0	2,573	89	33	88	8	0	118	3,543
	Douglas	1	126	1	0	0	1,315	14	12	59	2	0	23	1,553
	Elbert	0	10	0	0	0	96	4	3	5	0	0	4	122
	Lincoln	0	8	0	0	0	17	1	0	0	0	0	2	28
	<b>Total</b>	<b>1</b>	<b>767</b>	<b>11</b>	<b>1</b>	<b>0</b>	<b>4,001</b>	<b>108</b>	<b>48</b>	<b>152</b>	<b>10</b>	<b>0</b>	<b>147</b>	<b>5,246</b>
19	Weld	84	421	6	0	0	1,404	9	15	32	2	0	19	1,992
20	Boulder	3	195	5	0	1	1,143	29	8	46	0	0	30	1,460
21	Mesa	0	269	8	0	0	900	1	13	20	0	0	92	1,303
22	Dolores	0	3	0	0	0	12	1	0	0	0	0	0	16
	Montezuma	0	48	0	0	0	149	13	0	5	1	0	10	226
	<b>Total</b>	<b>0</b>	<b>51</b>	<b>0</b>	<b>0</b>	<b>0</b>	<b>161</b>	<b>14</b>	<b>0</b>	<b>5</b>	<b>1</b>	<b>0</b>	<b>10</b>	<b>242</b>
<b>State Total</b>		<b>137</b>	<b>6,317</b>	<b>109</b>	<b>1</b>	<b>2</b>	<b>25,294</b>	<b>771</b>	<b>372</b>	<b>827</b>	<b>352</b>	<b>0</b>	<b>745</b>	<b>34,966</b>
<b>Percent of State Total</b>		<b>0.39%</b>	<b>18%</b>	<b>0.31%</b>	<b>0.00%</b>	<b>0.01%</b>	<b>72%</b>	<b>2%</b>	<b>1%</b>	<b>2%</b>	<b>1%</b>	<b>0.000%</b>	<b>2%</b>	<b>100%</b>

**Table 18:  
District Court Criminal Filings by Case Type  
Fiscal Year 2016**

District	Court Location	Arson	Assault	Bail Violation	Bribery-Tampering	Burglary	Child Abuse	Criminal Mischief	Cruelty to Animals	Driving Under the Influence	Drugs	Escape	Forgery	Fraud	Fugitive from Justice
1	Gilpin	0	10	0	0	4	0	5	1	6	76		6	7	9
	Jefferson	9	300	34	30	219	15	54	3	105	1,090	176	111	12	120
	<b>Total</b>	9	310	34	30	223	15	59	4	111	1,166	176	117	19	129
2	Denver	10	417	12	36	510	18	88	5	88	2,220	278	77	42	62
3	Huerfano	1	11	3	0	14	0	1	0	0	45	2	3	1	9
	Las Animas	1	12	0	0	25	1	4	0	3	42	0	6	3	20
	<b>Total</b>	2	23	3	0	39	1	5	0	3	87	2	9	4	29
4	El Paso	17	529	7	29	517	20	111	7	99	1,360	223	75	375	260
	Teller	1	14	0	0	14	1	5	1	13	60	0	10	0	15
	<b>Total</b>	18	543	7	29	531	21	116	8	112	1,420	223	85	375	275
5	Clear Creek	0	5	1	0	6	0	2	0	3	18	0	5	0	11
	Eagle	0	34	13	0	22	1	10	0	24	85	1	8	3	16
	Lake	0	13	2	1	9	0	1	0	2	13	0	0	2	2
	Summit	0	35	14	4	10	1	5	1	16	33	0	12	2	14
	<b>Total</b>	0	87	30	5	47	2	18	1	45	149	1	25	7	43
6	Archuleta	0	11	9	0	13	0	4	1	3	17	0	5	0	10
	La Plata	2	64	21	1	41	1	13	2	14	105	11	4	3	67
	San Juan	0	1	3	0	3	0	0	0	0	0	0	0	0	2
	<b>Total</b>	2	76	33	1	57	1	17	3	17	122	11	9	3	79
7	Delta	0	8	5	0	24	1	2	0	8	26	2	2	3	6
	Gunnison	0	9	15	0	16	0	1	0	6	26	0	4	1	6
	Hinsdale	0	1	0	0	0	0	0	0	0	0	0	0	0	1
	Montrose	2	14	9	0	27	1	11	1	13	130	3	7	5	18
	Montrose-Nucla	0	2	0	0	2	0	0	0	2	0	0	2	0	0
	Ouray	0	4	1	0	1	0	0	0	2	2	0	0	0	3
	San Miguel	0	7	1	0	5	2	1	0	0	13	0	0	0	7
	<b>Total</b>	2	45	31	0	75	4	15	1	31	197	5	15	9	41
8	Jackson	0	0	0	0	0	0	0	0	0	0	0	1	0	1
	Larimer	9	159	49	0	155	11	34	0	80	710	58	43	12	89
	<b>Total</b>	9	159	49	0	155	11	34	0	80	710	58	44	12	90
9	Garfield	2	49	5	0	52	2	8	0	22	132	3	20	4	36
	Pitkin	0	7	1	0	9	0	3	1	2	17	0	0	2	3
	Rio Blanco	0	1	1	0	3	0	1	0	4	12	0	1	1	5
	<b>Total</b>	2	57	7	0	64	2	12	1	28	161	3	21	7	44
10	Pueblo	6	211	96	3	273	6	39	7	29	631	76	25	11	53
11	Chaffee	0	11	1	1	9	0	11	0	1	56	4	4	3	13
	Custer	0	2	1	0	2	1	1	0	0	7	0	0	0	3
	Fremont	1	63	2	1	41	8	6	1	8	272	0	3	2	21
	Park	0	2	1	0	4	1	2	0	4	17	0	1	0	8
<b>Total</b>	1	78	5	2	56	10	20	1	13	352	4	8	5	45	



**Table 18:  
District Court Criminal Filings by Case Type  
Fiscal Year 2016**

District	Court Location	Gambling	Habitual Criminal	Habitual Traffic	Homicide	Impersonation	Incest	Kidnapping	Menacing	Obstruction of Public			
										Justice	Other	Perjury	Pornography
1	Gilpin	5	0	1	0	5	0	0	5	1	6	0	0
	Jefferson		0	15	38	80	0	28	122	19	242	1	0
	<i>Total</i>	5	0	16	38	85	0	28	127	20	248	1	0
2	Denver	0	0	13	83	29	0	60	210	25	129	0	0
3	Huerfano	0	0	3	2	4	0	0	11	0	9	1	0
	Las Animas	0	0	0	3	8	0	1	16	0	9	0	0
	<i>Total</i>	0	0	3	5	12	0	1	27	0	18	1	0
4	El Paso	0	3	10	111	51	0	63	342	10	757	1	0
	Teller	6	1	0	0	5	0	0	8	0	34	0	0
	<i>Total</i>	6	4	10	111	56	0	63	350	10	791	1	0
5	Clear Creek	0	1	1	1	5	0	1	10	0	5	0	0
	Eagle	0	0	0	6	26	0	1	14	1	19	0	0
	Lake	0	0	1	2	3	0	1	4	0	5	0	0
	Summit	0	0	0	7	9	0	5	15	0	22	0	0
	<i>Total</i>	0	1	2	16	43	0	8	43	1	51	0	0
6	Archuleta	0	0	1	2	2	0	0	13	1	12	0	0
	La Plata	0	1	4	7	38	0	2	26	2	44	0	0
	San Juan	0	0	0	0	0	0	0	0	0	0	0	0
	<i>Total</i>	0	1	5	9	40	0	2	39	3	56	0	0
7	Delta	0	0	1	0	2	0	3	8	1	9	0	0
	Gunnison	0	0	0	0	4	0	3	7	1	5	0	0
	Hinsdale	0	0	0	0	0	0	0	1	0	0	0	0
	Montrose	0	0	3	2	9	0	3	18	3	11	0	0
	Montrose-Nucla	0	0	0	0	0	0	0	2	0	1	0	0
	Ouray	0	0	0	2	1	0	0	2	0	3	0	0
	San Miguel	0	0	0	0	0	0	0	6	0	7	0	0
	<i>Total</i>	0	0	4	4	16	0	9	44	5	36	0	0
8	Jackson	0	0	0	0	0	0	0	0	0	2	0	0
	Larimer	0	0	11	9	134	0	28	90	2	176	0	0
	<i>Total</i>	0	0	11	9	134	0	28	90	2	178	0	0
9	Garfield	0	0	7	1	25	1	2	24	2	37	0	0
	Pitkin	0	0	0	0	1	0	0	3	0	8	0	0
	Rio Blanco	0	0	0	0	0	0	0	6	0	4	0	0
	<i>Total</i>	0	0	7	1	26	1	2	33	2	49	0	0
10	Pueblo	0	4	5	34	133	1	22	135	13	116	0	0
11	Chaffee	0	0	0	0	2	0	0	15	0	14	0	0
	Custer	0	0	1	1	0	0	0	3	0	6	0	0
	Fremont	0	0	1	5	5	0	7	38	0	55	0	0
	Park	0	0	1	2	3	0	1	5	0	7	0	0
	<i>Total</i>	0	0	3	8	10	0	8	61	0	82	0	0

**Table 18  
District Court Criminal Filings by Case Type  
Fiscal Year 2016**

District	Court Location	Prostitution	Public Indecency	Abuse of Public Office	Public Peace and Order	Robbery	Sex Offenses	Tampering	Theft	Trespass	Vehicular Assault	Vehicular Homicide	Weapon	Total
1	Gilpin	0	0	0	0	0	10	0	18	6	3	0	0	184
	Jefferson	3	2	0	13	87	216	3	742	111	22	9	49	4,080
	<b>Total</b>	3	2	0	13	87	226	3	760	117	25	9	49	4,264
2	Denver	1	4	0	46	241	242	3	455	175	40	6	136	5,761
3	Huerfano	0	0	0	1	5	6	1	8	9	1	1	2	154
	Las Animas	0	0	0	0	5	3	0	28	29	0	0	9	228
	<b>Total</b>	0	0	0	1	10	9	1	36	38	1	1	11	382
4	El Paso	4	0	0	5	149	258	13	710	269	28	7	118	6,538
	Teller	0	0	0	0	0	9	0	35	9	1	0	6	248
	<b>Total</b>	4	0	0	5	149	267	13	745	278	29	7	124	6,786
5	Clear Creek	0	0	0	0	0	8	2	11	1	0	0	5	102
	Eagle	0	0	1	5	2	16	1	29	21	2	1	5	367
	Lake	0	0	0	0	0	3	0	4	4	0	0	0	72
	Summit	0	0	0	4	2	11	2	33	9	4	1	3	274
	<b>Total</b>	0	0	1	9	4	38	5	77	35	6	2	13	815
6	Archuleta	0	0	0	0	0	3	0	10	8	0	0	0	125
	La Plata	0	0	0	4	6	16	5	59	28	3	0	5	599
	San Juan	0	0	0	0	0	0	0	1	1	0	0	0	11
	<b>Total</b>	0	0	0	4	6	19	5	70	37	3	0	5	735
7	Delta	0	0	0	2	1	3	0	30	6	2	0	3	158
	Gunnison	0	0	0	12	0	2	1	16	9	0	0	1	145
	Hinsdale	0	0	0	0	0	3	0	0	0	0	0	0	6
	Montrose	0	0	0	6	1	11	1	35	16	4	0	4	368
	Montrose-Nucla	0	0	0	0	0	1	0	2	0	0	0	0	14
	Ouray	0	0	0	0	0	2	0	0	2	0	0	0	25
	San Miguel	0	0	0	0	0	2	0	5	2	0	0	1	59
	<b>Total</b>	0	0	0	20	2	24	2	88	35	6	0	9	775
8	Jackson	0	0	0	0	0	0	0	1	0	0	0	0	5
	Larimer	0	0	0	1	34	109	5	360	82	6	2	58	2,516
	<b>Total</b>	0	0	0	1	34	109	5	361	82	6	2	58	2,521
9	Garfield	0	0	0	0	16	26	7	75	25	2	0	10	595
	Pitkin	0	0	0	0	1	1	0	19	4	1	0	0	83
	Rio Blanco	0	0	0	0	0	4	0	5	1	0	0	2	51
	<b>Total</b>	0	0	0	0	17	31	7	99	30	3	0	12	729
10	Pueblo	0	0	0	16	73	56	0	368	66	10	0	63	2,581
11	Chaffee	0	0	0	4	2	8	0	24	8	1	0	3	195
	Custer	0	0	0	0	0	1	0	4	0	0	0	2	35
	Fremont	0	0	0	3	7	14	6	32	26	0	2	6	636
	Park	0	0	0	0	0	1	4	2	1	0	0	2	69
	<b>Total</b>	0	0	0	7	9	24	10	62	35	1	2	13	935

**Table 18:  
District Court Criminal Filings by Case Type  
Fiscal Year 2016**

District	Court Location	Arson	Assault	Bail Violation	Bribery-Tampering	Burglary	Child Abuse	Criminal Mischief	Cruelty to Animals	Driving Under the Influence	Drugs	Escape	Forgery	Fraud	Fugitive from Justice
12	Alamosa	0	32	0	0	68	0	5	0	11	177	41	8	2	15
	Conejos	0	10	0	0	21	0	1	0	3	21	3	4	5	6
	Costilla	0	11	0	0	4	3	1	0	3	13	1	0	0	3
	Mineral	1	1	0	0	0	0	0	0	0	0	0	0	0	0
	Rio Grande	2	22	0	0	19	0	1	0	1	64	2	6	2	7
	Saguache	1	7	0	0	10	0	0	0	0	5	0	3	0	2
	<b>Total</b>	<b>4</b>	<b>83</b>	<b>0</b>	<b>0</b>	<b>122</b>	<b>3</b>	<b>8</b>	<b>0</b>	<b>18</b>	<b>280</b>	<b>47</b>	<b>21</b>	<b>9</b>	<b>33</b>
13	Kit Carson	1	8	9	1	10	1	3	0	1	14	0	0	0	17
	Logan	0	34	14	3	23	0	7	2	3	84	28	2	4	18
	Morgan	1	32	22	0	25	3	5	0	12	61	0	2	0	19
	Phillips	0	2	2	0	2	0	0	0	1	4	0	0	0	1
	Sedgwick	0	4	0	0	3	0	0	0	1	14	0	0	0	1
	Washington	1	3	0	0	0	0	0	0	2	8	0	1	0	6
	Yuma	0	3	7	1	1	1	0	0	4	12	1	0	3	3
<b>Total</b>	<b>3</b>	<b>86</b>	<b>54</b>	<b>5</b>	<b>64</b>	<b>5</b>	<b>15</b>	<b>2</b>	<b>24</b>	<b>197</b>	<b>29</b>	<b>5</b>	<b>7</b>	<b>65</b>	
14	Grand	0	9	3	2	7	1	1	0	5	7	0	2	0	10
	Moffat	1	17	19	1	13	4	4	3	3	118	9	9	0	11
	Routt	0	16	3	2	15	1	3	0	2	42	1	2	3	7
	<b>Total</b>	<b>1</b>	<b>42</b>	<b>25</b>	<b>5</b>	<b>35</b>	<b>6</b>	<b>8</b>	<b>3</b>	<b>10</b>	<b>167</b>	<b>10</b>	<b>13</b>	<b>3</b>	<b>28</b>
15	Baca	0	3	0	0	7	0	0	0	0	10	0	2	1	7
	Cheyenne	0	2	0	0	0	0	0	0	1	0	0	0	0	1
	Kiowa	0	1	0	0	0	0	0	0	0	1	0	0	1	1
	Prowers	0	18	2	0	28	0	0	0	9	90	1	3	3	11
	<b>Total</b>	<b>0</b>	<b>24</b>	<b>2</b>	<b>0</b>	<b>35</b>	<b>0</b>	<b>0</b>	<b>0</b>	<b>10</b>	<b>101</b>	<b>1</b>	<b>5</b>	<b>5</b>	<b>20</b>
16	Bent	0	10	1	0	20	0	4	0	1	9	3	1	1	1
	Crowley	0	18	0	0	0	0	0	0	0	45	13			4
	Otero	2	12	2	0	28	0	3	1	4	93	8	6	4	7
	<b>Total</b>	<b>2</b>	<b>40</b>	<b>3</b>	<b>0</b>	<b>48</b>	<b>0</b>	<b>7</b>	<b>1</b>	<b>5</b>	<b>147</b>	<b>24</b>	<b>7</b>	<b>5</b>	<b>12</b>
17	Adams	3	270	4	6	228	17	55	2	152	1,275	118	65	7	152
	Broomfield	1	10	1	0	35	1	2	0	17	115	0	12	6	14
	<b>Total</b>	<b>4</b>	<b>280</b>	<b>5</b>	<b>6</b>	<b>263</b>	<b>18</b>	<b>57</b>	<b>2</b>	<b>169</b>	<b>1,390</b>	<b>118</b>	<b>77</b>	<b>13</b>	<b>166</b>
18	Arapahoe	8	276	47	19	168	9	24	0	140	1,182	113	83	9	154
	Douglas	3	76	22	2	49	3	16	0	34	197	13	43	17	31
	Elbert	0	5	7	0	9	0	2	0	10	33	0	0	0	0
	Lincoln	0	11	6	1	9	0		2	1	9	32	0	0	6
	<b>Total</b>	<b>11</b>	<b>368</b>	<b>82</b>	<b>22</b>	<b>235</b>	<b>12</b>	<b>42</b>	<b>2</b>	<b>185</b>	<b>1,421</b>	<b>158</b>	<b>126</b>	<b>26</b>	<b>191</b>
19	Weld	5	167	8	1	141	7	35	1	55	772	85	34	12	69
20	Boulder	10	243	46	49	210	7	28	2	58	455	48	36	24	76
21	Mesa	5	136	30	14	150	3	22	0	34	701	29	38	19	56
22	Dolores	0	0	2	0	0	0	1	0	0	1	0	0	0	0
	Montezuma	0	28	27	3	28	0	7	0	8	109	1	6	2	48
	<b>Total</b>	<b>0</b>	<b>28</b>	<b>29</b>	<b>3</b>	<b>28</b>	<b>0</b>	<b>8</b>	<b>0</b>	<b>8</b>	<b>110</b>	<b>1</b>	<b>6</b>	<b>2</b>	<b>48</b>
<b>State Total</b>		<b>106</b>	<b>3,503</b>	<b>591</b>	<b>211</b>	<b>3,361</b>	<b>152</b>	<b>653</b>	<b>44</b>	<b>1,133</b>	<b>12,956</b>	<b>1,387</b>	<b>803</b>	<b>619</b>	<b>1,654</b>
<b>Percent of State Total</b>		<b>0.23%</b>	<b>8%</b>	<b>1%</b>	<b>0.46%</b>	<b>7%</b>	<b>0.33%</b>	<b>1%</b>	<b>0.10%</b>	<b>2.46%</b>	<b>28%</b>	<b>3%</b>	<b>2%</b>	<b>1%</b>	<b>4%</b>

**Table 18:  
District Court Criminal Filings by Case Type  
Fiscal Year 2016**

District	Court Location	Gambling	Habitual Criminal	Habitual Traffic	Homicide	Impersonation	Incest	Kidnapping	Menacing	Obstruction of Public			
										Justice	Other	Perjury	Pornography
12	Alamosa	0	2	5	6	43	0	0	13	0	58	0	0
	Conejos	0	0	5	0	8	1	0	11	0	3	0	0
	Costilla	0	0	1	0	0	0	0	7	3	1	0	0
	Mineral	0	0	0	0	0	0	0	1	0	0	0	0
	Rio Grande	0	0	1	0	10	0	0	8	0	6	0	0
	Saguache	0	0	1	3	4	1	0	1	0	3	0	0
	<i>Total</i>	<i>0</i>	<i>2</i>	<i>13</i>	<i>9</i>	<i>65</i>	<i>2</i>	<i>0</i>	<i>41</i>	<i>3</i>	<i>71</i>	<i>0</i>	<i>0</i>
13	Kit Carson	0	0	1	2	2	0	0	4	0	3	0	0
	Logan	0	0	1	4	2	0	2	12	2	9	0	0
	Morgan	0	0	0	2	10	0	0	16	0	33	0	0
	Phillips	0	0	0	0	0	0	0	5	0	2	0	0
	Sedgwick	0	0	0	0	0	0	0	5	0	1	0	0
	Washington	0	0	1	0	0	0	0	2	1	2	0	0
	Yuma	0	0	0	0	2	0	1	1	0	6	0	0
<i>Total</i>	<i>0</i>	<i>0</i>	<i>3</i>	<i>8</i>	<i>16</i>	<i>0</i>	<i>3</i>	<i>45</i>	<i>3</i>	<i>56</i>	<i>0</i>	<i>0</i>	
14	Grand	0	0	1	0	0	0	3	6	0	3	1	0
	Moffat	0	0	1	0	0	0	0	16	3	14	0	0
	Routt	0	0	0	2	1	0	1	10	0	14	0	0
	<i>Total</i>	<i>0</i>	<i>0</i>	<i>2</i>	<i>2</i>	<i>1</i>	<i>0</i>	<i>4</i>	<i>32</i>	<i>3</i>	<i>31</i>	<i>1</i>	<i>0</i>
15	Baca	0	0	0	0	1	0	0	1	0	0	0	0
	Cheyenne	0	0	0	0	0	0	0	5	0	0	0	0
	Kiowa	0	0	1	0	0	0	0	1	0	0	0	0
	Prowers	0	0	4	0	3	0	0	7	6	12	1	0
	<i>Total</i>	<i>0</i>	<i>0</i>	<i>5</i>	<i>0</i>	<i>4</i>	<i>0</i>	<i>0</i>	<i>14</i>	<i>6</i>	<i>12</i>	<i>1</i>	<i>0</i>
16	Bent	0	0	0	1	4	0	1	3	0	5	0	0
	Crowley	0	0	0	3	0	0	0	0	1	0	0	0
	Otero	0	0	4	7	3	0	2	13	4	6	0	0
	<i>Total</i>	<i>0</i>	<i>0</i>	<i>4</i>	<i>11</i>	<i>7</i>	<i>0</i>	<i>3</i>	<i>16</i>	<i>5</i>	<i>11</i>	<i>0</i>	<i>0</i>
17	Adams	0	0	21	50	69	0	43	197	18	263	1	0
	Broomfield	0	0	0	3	12	0	2	8	0	22	0	0
	<i>Total</i>	<i>0</i>	<i>0</i>	<i>21</i>	<i>53</i>	<i>81</i>	<i>0</i>	<i>45</i>	<i>205</i>	<i>18</i>	<i>285</i>	<i>1</i>	<i>0</i>
18	Arapahoe	0	2	9	51	41	0	23	146	20	242	0	0
	Douglas	0	0	2	2	19	0	13	54	2	54	1	0
	Elbert	0	0	1	1	4	0	1	4	0	12	0	0
	Lincoln	0	0	0	1	0	0	1	4	2	0	0	0
	<i>Total</i>	<i>0</i>	<i>2</i>	<i>12</i>	<i>55</i>	<i>64</i>	<i>0</i>	<i>38</i>	<i>208</i>	<i>24</i>	<i>308</i>	<i>1</i>	<i>0</i>
19	Weld	0	0	28	25	17	0	27	132	0	406	1	0
20	Boulder	0	1	11	14	69	0	21	113	20	86	1	0
21	Mesa	0	0	3	8	129	0	13	88	10	82	0	0
22	Dolores	0	0	0	0	0	0	1	0	0	0	0	0
	Montezuma	0	0	1	3	10	0	0	24	0	9	0	0
	<i>Total</i>	<i>0</i>	<i>0</i>	<i>1</i>	<i>3</i>	<i>10</i>	<i>0</i>	<i>1</i>	<i>24</i>	<i>0</i>	<i>9</i>	<i>0</i>	<i>0</i>
<i>State Total</i>		<i>11</i>	<i>15</i>	<i>182</i>	<i>506</i>	<i>1,047</i>	<i>4</i>	<i>386</i>	<i>2,077</i>	<i>173</i>	<i>3,111</i>	<i>9</i>	<i>0</i>
<i>Percent of State Total</i>		<i>0.02%</i>	<i>0.03%</i>	<i>0%</i>	<i>1%</i>	<i>2%</i>	<i>0.01%</i>	<i>1%</i>	<i>5%</i>	<i>0.38%</i>	<i>7%</i>	<i>0.02%</i>	<i>0.00%</i>

**Table 18:  
District Court Criminal Filings by Case Type  
Fiscal Year 2016**

District	Court Location	Prostitution	Public Indecency	Abuse of Public Office	Public Peace and Order	Robbery	Sex Offenses	Tampering	Theft	Trespass	Vehicular Assault	Vehicular Homicide	Weapon	Total
12	Alamosa	0	0	0	0	4	7	4	37	12	0	0	5	555
	Conejos	0	0	0	1	0	9	0	7	2	0	0	4	125
	Costilla	0	0	0	1	0	1	0	4	4	0	0	0	61
	Mineral	0	0	0	0	0	0	0	1	0	0	0	0	4
	Rio Grande	0	0	0	10	8	3	4	25	7	0	0	2	210
	Saguache	0	0	0	0	1	1	0	12	2	0	1	1	59
	<b>Total</b>	<b>0</b>	<b>0</b>	<b>0</b>	<b>12</b>	<b>13</b>	<b>21</b>	<b>8</b>	<b>86</b>	<b>27</b>	<b>0</b>	<b>1</b>	<b>12</b>	<b>1,014</b>
13	Kit Carson	0	0	0	0	0	4	0	11	5	2	0	2	101
	Logan	0	1	0	9	1	13	2	31	11	1	1	2	326
	Morgan	0	0	0	0	3	9	0	30	17	0	0	3	305
	Phillips	0	0	0	0	0	5	0	2	3	0	0	0	29
	Sedgwick	0	0	0	0	0	0	0	1	3	0	0	0	33
	Washington	0	0	0	0	0	0	0	3	1	0	0	0	31
	Yuma	0	0	0	0	0	8	2	8	0	0	0	2	66
<b>Total</b>	<b>0</b>	<b>1</b>	<b>0</b>	<b>9</b>	<b>4</b>	<b>39</b>	<b>4</b>	<b>86</b>	<b>40</b>	<b>3</b>	<b>1</b>	<b>9</b>	<b>891</b>	
14	Grand	0	0	0	0	0	0	0	3	3	1	0	1	69
	Moffat	0	0	0	3	6	7	0	16	10	1	1	8	298
	Routt	0	0	0	0	0	6	1	18	8	1	1	4	164
	<b>Total</b>	<b>0</b>	<b>0</b>	<b>0</b>	<b>3</b>	<b>6</b>	<b>13</b>	<b>1</b>	<b>37</b>	<b>21</b>	<b>3</b>	<b>2</b>	<b>13</b>	<b>531</b>
15	Baca	0	0	0	0	0	2	0	1	0	0	0	1	36
	Cheyenne	0	0	0	0	0	0	0	0	0	0	0	1	10
	Kiowa	0	0	0	0	0	0	0	1	0	0	0	0	7
	Prowers	0	0	0	3	1	4	0	22	15	0	0	2	245
	<b>Total</b>	<b>0</b>	<b>0</b>	<b>0</b>	<b>3</b>	<b>1</b>	<b>6</b>	<b>0</b>	<b>24</b>	<b>15</b>	<b>0</b>	<b>0</b>	<b>4</b>	<b>298</b>
16	Bent	0	0	0	0	1	2	1	8	2	1	0	0	80
	Crowley	0	0	0	0	0	8	0	3	1	0	0	1	97
	Otero	0	0	0	13	0	9	0	18	14	2	0	17	282
	<b>Total</b>	<b>0</b>	<b>0</b>	<b>0</b>	<b>13</b>	<b>1</b>	<b>19</b>	<b>1</b>	<b>29</b>	<b>17</b>	<b>3</b>	<b>0</b>	<b>18</b>	<b>459</b>
17	Adams	2	0	0	46	112	145	12	600	130	28	1	74	4,166
	Broomfield	1	0	0	0	3	8	2	84	12	1	0	5	377
	<b>Total</b>	<b>3</b>	<b>0</b>	<b>0</b>	<b>46</b>	<b>115</b>	<b>153</b>	<b>14</b>	<b>684</b>	<b>142</b>	<b>29</b>	<b>1</b>	<b>79</b>	<b>4,543</b>
18	Arapahoe	4	0	0	13	96	130	1	359	75	14	4	94	3,556
	Douglas	2	0	0	6	21	33	1	215	34	12	2	6	985
	Elbert	0	0	0	0	3	4	0	8	1	2	0	4	111
	Lincoln	0	0	0	2	3	3	1	9	1	0	0	5	106
	<b>Total</b>	<b>6</b>	<b>0</b>	<b>0</b>	<b>21</b>	<b>120</b>	<b>170</b>	<b>3</b>	<b>591</b>	<b>111</b>	<b>28</b>	<b>6</b>	<b>109</b>	<b>4,758</b>
19	Weld	0	0	0	0	34	67	7	288	94	8	1	43	2,570
20	Boulder	0	0	3	55	39	104	3	299	150	6	3	15	2,305
21	Mesa	0	0	0	28	11	61	15	155	80	8	1	23	1,952
22	Dolores	0	0	0	0	2	4	0	0	1	0	0	1	13
	Montezuma	0	0	0	8	4	12	1	29	8	2	1	7	386
	<b>Total</b>	<b>0</b>	<b>0</b>	<b>0</b>	<b>8</b>	<b>6</b>	<b>16</b>	<b>1</b>	<b>29</b>	<b>9</b>	<b>2</b>	<b>1</b>	<b>8</b>	<b>399</b>
<b>State Total</b>		<b>17</b>	<b>7</b>	<b>4</b>	<b>320</b>	<b>982</b>	<b>1,714</b>	<b>111</b>	<b>5,429</b>	<b>1,634</b>	<b>220</b>	<b>46</b>	<b>826</b>	<b>46,004</b>
<b>Percent of State Total</b>		<b>0.04%</b>	<b>0.02%</b>	<b>0.01%</b>	<b>0.70%</b>	<b>2%</b>	<b>4%</b>	<b>0.24%</b>	<b>12%</b>	<b>4%</b>	<b>0.48%</b>	<b>0.10%</b>	<b>2%</b>	<b>100%</b>

**Table 19:  
DUI-Felony Filings by District  
Fiscal Year 2016**

<b>District</b>	<b>FY16</b>
1	111
2	88
3	3
4	112
5	45
6	17
7	31
8	80
9	28
10	29
11	13
12	18
13	24
14	10
15	10
16	5
17	169
18	185
19	55
20	58
21	34
22	8
<b><i>State Totals</i></b>	<b><i>1,133</i></b>

**Table 20:  
District Court Juvenile Filings by Case Type  
Fiscal Year 2016**

District	Court Location	Adoption	Confidential Intermediary	Consent for Marriage	Dependency & Neglect	D&N Expedited Placement	Grandparent Visitation	Juvenile Expungement	Juvenile Other	Juvenile Relinquishment
1	Gilpin	1	0	0	2	4	0	0	0	2
	Jefferson	209	1	0	167	227	1	23	4	43
	<b>Total</b>	<b>210</b>	<b>1</b>	<b>0</b>	<b>169</b>	<b>231</b>	<b>1</b>	<b>23</b>	<b>4</b>	<b>45</b>
2	Denver Juvenile	226	11	1	179	264	0	0	29	4
3	Huerfano	0	0	0	4	7	0	0	24	0
	Las Animas	15	0	0	7	9	0	0	31	0
	<b>Total</b>	<b>15</b>	<b>0</b>	<b>0</b>	<b>11</b>	<b>16</b>	<b>0</b>	<b>0</b>	<b>55</b>	<b>0</b>
4	El Paso	321	0	2	258	320	2	86	4	28
	Teller	11	0	0	9	8	0	0	0	0
	<b>Total</b>	<b>332</b>	<b>0</b>	<b>2</b>	<b>267</b>	<b>328</b>	<b>2</b>	<b>86</b>	<b>4</b>	<b>28</b>
5	Clear Creek	33	0	0	4	2	0	1	0	21
	Eagle	9	0	0	5	1	1	1	3	4
	Lake	3	0	0	3	1	0	0	0	1
	Summit	3	0	0	1	0	0	0	1	0
	<b>Total</b>	<b>48</b>	<b>0</b>	<b>0</b>	<b>13</b>	<b>4</b>	<b>1</b>	<b>2</b>	<b>4</b>	<b>26</b>
6	Archuleta	1	0	0	1	6	0	0	0	3
	La Plata	17	0	0	9	7	0	0	3	5
	San Juan	0	0	0	0	1	0	0	0	0
	<b>Total</b>	<b>18</b>	<b>0</b>	<b>0</b>	<b>10</b>	<b>14</b>	<b>0</b>	<b>0</b>	<b>3</b>	<b>8</b>
7	Delta	16	0	0	14	13	0	13	2	9
	Gunnison	5	0	0	6	4	0	4	1	0
	Hinsdale	0	0	0	0	1	0	1	0	0
	Montrose	22	0	0	12	24	0	24	2	11
	Ouray	0	0	0	0	0	0	0	0	0
	San Miguel	3	0	0	1	1	0	1	0	0
	<b>Total</b>	<b>46</b>	<b>0</b>	<b>0</b>	<b>33</b>	<b>43</b>	<b>0</b>	<b>43</b>	<b>5</b>	<b>20</b>
8	Jackson	0	0	0	0	0	0	0	0	0
	Larimer	129	0	0	41	83	2	0	4	27
	<b>Total</b>	<b>129</b>	<b>0</b>	<b>0</b>	<b>41</b>	<b>83</b>	<b>2</b>	<b>0</b>	<b>4</b>	<b>27</b>
9	Garfield	10	0	0	1	1	0	0	1	0
	Pitkin	1	0	0	4	7	0	0	0	0
	Rio Blanco	0	0	0	1	3	0	0	0	0
	<b>Total</b>	<b>11</b>	<b>0</b>	<b>0</b>	<b>6</b>	<b>11</b>	<b>0</b>	<b>0</b>	<b>1</b>	<b>0</b>
10	Pueblo	89	0	0	37	102	2	0	1	10
11	Chaffee	10	0	0	12	11	0	0	0	0
	Custer	4	0	0	2	0	0	0	0	0
	Fremont	43	0	0	32	33	0	2	0	6
	Park	9	0	0	6	0	0	0	0	1
	<b>Total</b>	<b>66</b>	<b>0</b>	<b>0</b>	<b>52</b>	<b>44</b>	<b>0</b>	<b>2</b>	<b>0</b>	<b>7</b>

\*A detailed listing of Juvenile Delinquency filings by case type are found in Table 20 of this report.

**Table 20:  
District Court Juvenile Filings by Case Type  
Fiscal Year 2016**

District	Court Location	Paternity	IV-D Paternity Order	Petition for Review of Need for Placement	Support	Warrant	IV-D Support Order	Truancy	Non-JD Juvenile Total	Juvenile Delinquency Total*	Total
1	Gilpin	0	0	0	0	0	2	0	11	6	17
	Jefferson	34	148	0	9	7	495	179	1,547	788	2,335
	<b>Total</b>	34	148	0	9	0	497	179	1,558	794	2,352
2	Denver Juvenile	40	368	0	0	0	649	284	2,055	1,186	3,241
3	Huerfano	0	7	0	0	0	24	0	66	7	73
	Las Animas	5	15	0	0	0	31	20	133	43	176
	<b>Total</b>	5	22	0	0	0	55	20	199	50	249
4	El Paso	29	329	0	1	0	572	263	2,215	1,079	3,294
	Teller	2	3	0	3	0	11	2	49	36	85
	<b>Total</b>	31	332	0	4	0	583	265	2,264	1,115	3,379
5	Clear Creek	0	1	0	0	0	1	0	63	11	74
	Eagle	2	9	0	0	0	14	0	49	49	98
	Lake	0	6	0	0	0	6	2	22	13	35
	Summit	0	0	1	0	0	5	0	11	25	36
	<b>Total</b>	2	16	1	0	0	26	2	145	98	243
6	Archuleta	1	9	0	0	0	6	0	27	10	37
	La Plata	1	10	3	0	0	37	0	92	39	131
	San Juan	0	0	0	0	0	1	0	2	0	2
	<b>Total</b>	2	19	3	0	0	44	0	121	49	170
7	Delta	10	4	0	1	0	12	1	95	24	119
	Gunnison	0	3	0	0	0	1	0	24	23	47
	Hinsdale	0	0	0	0	0	0	0	2	0	2
	Montrose	2	9	6	0	0	70	0	182	47	229
	Ouray	0	0	0	0	0	0	0	0	0	0
	San Miguel	0	1	0	0	0	4	0	11	1	12
	<b>Total</b>	12	17	6	1	0	87	1	314	95	409
8	Jackson	0	0	1	0	0	0	0	1	0	1
	Larimer	17	95	4	1	0	263	10	676	795	1,471
	<b>Total</b>	17	95	5	1	0	263	10	677	795	1,472
9	Garfield	0	3	1	0	0	0	0	17	116	133
	Pitkin	5	6	0	0	0	12	10	45	12	57
	Rio Blanco	2	2	0	2	0	2	0	12	4	16
	<b>Total</b>	7	11	1	2	0	14	10	74	132	206
10	Pueblo	29	97	9	34	0	300	304	1,014	287	1,301
11	Chaffee	2	4	0	1	0	18	9	67	36	103
	Custer	0	0	0	0	0	4	0	10	11	21
	Fremont	12	17	0	6	0	93	15	259	94	353
	Park	0	1	0	1	0	6	3	27	39	66
	<b>Total</b>	14	22	0	8	0	121	27	363	180	543

\*A detailed listing of Juvenile Delinquency filings by case type are found in Table 20 of this report.



**Table 20:  
District Court Juvenile Filings by Case Type  
Fiscal Year 2016**

District	Court Location	Adoption	Consent		Dependency & Neglect	D&N Expedited Placement	Grandparent Visitation	Juvenile Expungement	Juvenile Other	Juvenile Relinquishment
			Confidential Intermediary	for Marriage						
12	Alamosa	20	0	0	5	26	0	0	0	13
	Conejos	6	0	0	7	3	0	0	0	8
	Costilla	1	0	0	8	0	0	0	0	0
	Mineral	0	0	0	1	0	0	0	0	0
	Rio Grande	8	0	0	12	5	0	0	0	7
	Saguache	3	0	0	1	4	0	0	0	0
	<b>Total</b>	<b>38</b>	<b>0</b>	<b>0</b>	<b>34</b>	<b>38</b>	<b>0</b>	<b>0</b>	<b>0</b>	<b>28</b>
13	Kit Carson	0	0	0	1	4	0	0	0	0
	Logan	17	0	0	7	8	0	0	2	11
	Morgan	13	0	0	12	22	0	0	0	1
	Phillips	4	0	0	1	3	0	0	0	0
	Sedgwick	2	0	0	0	0	0	0	0	0
	Washington	0	0	0	1	1	1	0	1	2
	Yuma	1	0	0	0	8	0	0	0	0
<b>Total</b>	<b>37</b>	<b>0</b>	<b>0</b>	<b>22</b>	<b>46</b>	<b>1</b>	<b>0</b>	<b>3</b>	<b>14</b>	
14	Grand	4	0	0	1	1	0	0	1	0
	Moffat	9	0	0	4	7	0	0	0	1
	Routt	5	0	1	1	3	0	0	0	0
	<b>Total</b>	<b>18</b>	<b>0</b>	<b>1</b>	<b>6</b>	<b>11</b>	<b>0</b>	<b>0</b>	<b>1</b>	<b>1</b>
15	Baca	0	0	0	1	3	0	0	0	0
	Cheyenne	0	0	0	1	1	0	0	0	0
	Kiowa	1	0	0	1	1	0	0	1	0
	Prowers	3	0	0	1	11	0	0	7	2
	<b>Total</b>	<b>4</b>	<b>0</b>	<b>0</b>	<b>4</b>	<b>16</b>	<b>0</b>	<b>0</b>	<b>8</b>	<b>2</b>
16	Bent	5	0	0	3	4	1	0	0	0
	Crowley	1	0	0	2	4	0	0	1	0
	Otero	21	0	0	12	16	0	0	0	2
	<b>Total</b>	<b>27</b>	<b>0</b>	<b>0</b>	<b>17</b>	<b>24</b>	<b>1</b>	<b>0</b>	<b>1</b>	<b>2</b>
17	Adams	210	0	0	92	212	1	30	124	11
	Broomfield	13	0	0	7	12	1	10	0	1
	<b>Total</b>	<b>223</b>	<b>0</b>	<b>0</b>	<b>99</b>	<b>224</b>	<b>2</b>	<b>40</b>	<b>124</b>	<b>12</b>
18	Arapahoe	208	1	0	105	153	3	39	13	10
	Douglas	121	0	0	45	44	2	86	6	35
	Elbert	7	0	0	8	5	0	0	0	1
	Lincoln	6	0	0	2	5	0	0	0	1
	<b>Total</b>	<b>342</b>	<b>1</b>	<b>0</b>	<b>160</b>	<b>207</b>	<b>5</b>	<b>125</b>	<b>19</b>	<b>47</b>
19	Weld	130	0	0	50	97	1	1	27	18
20	Boulder	58	0	0	44	57	2	0	91	26
21	Mesa	145	0	1	53	96	2	37	2	10
22	Dolores	0	0	0	0	1	0	0	1	0
	Montezuma	5	0	0	3	8	0	0	4	3
	<b>Total</b>	<b>5</b>	<b>0</b>	<b>0</b>	<b>3</b>	<b>9</b>	<b>0</b>	<b>0</b>	<b>5</b>	<b>3</b>
<b>State Total</b>		<b>2,217</b>	<b>13</b>	<b>5</b>	<b>1,310</b>	<b>1,965</b>	<b>22</b>	<b>359</b>	<b>391</b>	<b>338</b>
<b>Percent of State Total</b>		<b>9%</b>	<b>0%</b>	<b>0%</b>	<b>5%</b>	<b>8%</b>	<b>0%</b>	<b>1%</b>	<b>2%</b>	<b>1%</b>

\*A detailed listing of Juvenile Delinquency filings by case type are found in Table 20 of this report.

**Table 20:  
District Court Juvenile Filings by Case Type  
Fiscal Year 2016**

District	Court Location	Paternity	IV-D Paternity Order	Petition for Review of Need for Placement	Support	Warrant	IV-D Support Order	Truancy	Non-JD Juvenile Total	Juvenile Delinquency Total*	Total
12	Alamosa	0	13	3	0	0	35	24	139	25	164
	Conejos	0	10	0	0	0	14	2	50	8	58
	Costilla	0	1	0	0	0	0	0	10	6	16
	Mineral	0	0	0	0	0	0	0	1	0	1
	Rio Grande	0	7	0	1	0	21	15	76	22	98
	Saguache	0	2	0	0	0	9	6	25	14	39
	<b>Total</b>		0	33	3	1	0	79	47	301	75
13	Kit Carson	0	2	0	0	0	11	1	19	18	37
	Logan	6	8	0	3	0	49	5	116	32	148
	Morgan	3	11	1	7	0	58	28	156	53	209
	Phillips	0	2	0	0	0	3	0	13	8	21
	Sedgwick	1	0	0	0	0	0	0	3	3	6
	Washington	0	1	0	0	0	4	1	12	5	17
	Yuma	2	0	1	0	0	7	1	20	6	26
<b>Total</b>		12	24	2	10	0	132	36	339	125	464
14	Grand	0	3	0	0	0	0	0	10	5	15
	Moffat	5	6	3	0	0	12	10	57	38	95
	Routt	2	2	2	2	0	2	0	20	20	40
	<b>Total</b>	7	11	5	2	0	14	10	87	63	150
15	Baca	0	0	0	0	0	1	1	6	11	17
	Cheyenne	0	0	0	0	0	4	0	6	0	6
	Kiowa	0	0	0	0	0	1	0	5	0	5
	Prowers	4	2	0	15	0	31	6	82	23	105
	<b>Total</b>	4	2	0	15	0	22	7	99	34	133
16	Bent	1	2	0	1	0	9	0	26	3	29
	Crowley	4	1	0	1	0	4	3	21	1	22
	Otero	20	6	0	23	0	25	18	143	10	153
	<b>Total</b>	25	9	0	25	0	38	21	190	14	204
17	Adams	68	142	1	10	0	327	202	1,430	590	2,020
	Broomfield	4	7	0	1	0	43	17	116	54	170
	<b>Total</b>	72	149	1	11	0	370	219	1,546	644	2,190
18	Arapahoe	109	124	0	62	0	489	148	1,464	795	2,259
	Douglas	5	13	0	1	0	87	27	472	453	925
	Elbert	1	2	0	0	0	6	0	30	25	55
	Lincoln	0	2	0	0	0	5	0	21	2	23
	<b>Total</b>	115	141	0	63	0	587	175	1,987	1,275	3,262
19	Weld	16	107	0	0	0	340	219	1,006	737	1,743
20	Boulder	8	65	0	0	1	152	142	646	491	1,137
21	Mesa	15	67	0	2	8	207	43	688	294	982
22	Dolores	0	0	0	0	0	0	0	2	1	3
	Montezuma	1	1	1	16	3	0	0	45	70	115
	<b>Total</b>	1	1	1	16	3	0	0	47	71	118
<b>State Total</b>		<b>468</b>	<b>1,756</b>	<b>37</b>	<b>204</b>	<b>12</b>	<b>4,580</b>	<b>2,021</b>	<b>15,720</b>	<b>8,604</b>	<b>24,324</b>
<b>Percent of State Total</b>		<b>2%</b>	<b>7%</b>	<b>0%</b>	<b>1%</b>	<b>0%</b>	<b>19%</b>	<b>8%</b>	<b>65%</b>	<b>35%</b>	<b>100%</b>

\*A detailed listing of Juvenile Delinquency filings by case type are found in Table 20 of this report.

**Table 21:  
District Court Juvenile Delinquency Filings by Case Type  
Fiscal Year 2016**

District	Court Location	Arson	Assault	Bail Violation	Burglary	Bribery - Tampering	Child Abuse	Criminal Mischief	Cruelty to Animals	Delinquent Case Remand from District Court
1	Gilpin	0	0	0	0	0	0	1	0	0
	Jefferson	5	168	0	52	0	3	53	0	0
	<i>Total</i>	5	168	0	52	0	3	54	0	0
2	Denver Juvenile	1	181	0	150	4	0	58	1	0
3	Huerfano	0	2	0	0	0	0	3	0	0
	Las Animas	0	13	0	1	0	0	1	0	0
	<i>Total</i>	0	15	0	1	0	0	4	0	0
4	El Paso	4	182	0	87	10	0	64	0	0
	Teller	0	2	0	0	0	0	4	0	0
	<i>Total</i>	4	184	0	87	10	0	68	0	0
5	Clear Creek	0	2	0	4	0	0	0	0	0
	Eagle	0	6	0	5	0	0	3	0	0
	Lake	0	1	0	0	0	0	1	1	0
	Summit	0	8	0	3	0	0	3	0	0
	<i>Total</i>	0	17	0	12	0	0	7	1	0
6	Archuleta	0	1	0	0	0	0	0	0	0
	La Plata	2	10	0	3	0	0	3	0	0
	San Juan	0	0	0	0	0	0	0	0	0
	<i>Total</i>	2	11	0	3	0	0	3	0	0
7	Delta	0	5	0	1	0	0	0	0	0
	Gunnison	0	0	0	1	0	0	1	0	0
	Hinsdale	0	0	0	0	0	0	0	0	0
	Montrose	2	4	0	9	0	0	5	0	0
	Ouray	0	0	0	0	0	0	0	0	0
	San Miguel	0	0	0	0	0	0	0	0	0
	<i>Total</i>	2	9	0	11	0	0	6	0	0
8	Jackson	0	0	0	0	0	0	0	0	0
	Larimer	4	72	0	34	0	2	45	3	0
	<i>Total</i>	4	72	0	34	0	2	45	3	0
9	Garfield	3	16	0	8	0	0	4	1	0
	Pitkin	0	1	0	0	0	0	1	0	0
	Rio Blanco	0	1	0	0	0	0	0	0	0
	<i>Total</i>	3	18	0	8	0	0	5	1	0
10	Pueblo	1	58	0	19	0	0	29	1	4
11	Chaffee	0	4	0	7	0	0	1	0	0
	Custer	0	0	0	2	0	0	6	0	0
	Fremont	1	19	0	3	0	0	12	3	0
	Park	6	2	0	2	0	0	1	0	0
	<i>Total</i>	7	25	0	14	0	0	20	3	0

**Table 21:  
District Court Juvenile Delinquency Filings by Case Type  
Fiscal Year 2016**

District	Court Location	Driving Under the Influence	Drugs	Escape	Forgery	Fraud	Gambling	Harassment	Homicide	Impersonation	Incest
1	Gilpin	0	0	0	0	0	1	0	0	0	0
	Jefferson	0	48	4	0	0	0	29	1	1	3
	<i>Total</i>	0	48	4	0	0	1	29	1	1	3
2	Denver Juvenile	0	68	10	0	0	0	14	13	1	0
3	Huerfano	0	1	0	0	0	0	0	0	0	0
	Las Animas	0	1	0	0	0	0	0	0	0	0
	<i>Total</i>	0	2	0	0	0	0	0	0	0	0
4	El Paso	0	26	8	1	11	0	52	10	3	1
	Teller	0	6	0	0	0	0	5	0	1	0
	<i>Total</i>	0	32	8	1	11	0	57	10	4	1
5	Clear Creek	0	0	0	0	0	0	0	0	0	0
	Eagle	1	3	0	1	0	0	5	1	0	0
	Lake	0	1	1	0	0	0	1	0	0	0
	Summit	0	1	0	0	1	0	2	0	0	0
	<i>Total</i>	1	5	0	1	1	0	8	1	0	0
6	Archuleta	0	1	0	0	0	0	1	0	0	0
	La Plata	0	0	0	0	0	0	2	0	1	0
	San Juan	0	0	0	0	0	0	0	0	0	0
	<i>Total</i>	0	1	0	0	0	0	3	0	1	0
7	Delta	0	1	2	0	1	0	1	0	0	0
	Gunnison	1	6	0	0	0	0	1	0	1	0
	Hinsdale	0	0	0	0	0	0	0	0	0	0
	Montrose	0	3	0	0	0	0	3	0	0	0
	Ouray	0	0	0	0	0	0	0	0	0	0
	San Miguel	0	0	0	0	0	0	0	0	0	0
	<i>Total</i>	1	10	2	0	1	0	5	0	1	0
8	Jackson	0	0	0	0	0	0	0	0	0	0
	Larimer	6	136	2	0	0	0	62	0	11	1
	<i>Total</i>	6	136	2	0	0	0	62	0	11	1
9	Garfield	1	9	0	1	0	0	9	0	0	0
	Pitkin	0	0	0	0	0	0	2	0	0	0
	Rio Blanco	0	1	0	0	0	0	0	0	0	0
	<i>Total</i>	1	10	0	1	0	0	11	0	0	0
10	Pueblo	1	18	1	0	0	0	9	1	2	0
11	Chaffee	0	6	0	0	0	0	4	0	0	0
	Custer	0	0	0	0	0	0	0	0	0	0
	Fremont	0	10	0	0	0	0	4	0	0	0
	Park	0	10	0	0	0	0	0	0	0	0
	<i>Total</i>	0	26	0	0	0	0	8	0	0	0

**Table 21:  
District Court Juvenile Delinquency Filings by Case Type  
Fiscal Year 2016**

District	Court Location	Kidnapping	Menacing	Other	Perjury	Possession of Alcohol by Minor	Prostitution	Public Peace and Order	Robbery	Runaway
1	Gilpin	0	0	0	0	0	0	0	0	0
	Jefferson	1	30	97	0	1	0	2	10	0
	<i>Total</i>	1	30	97	0	1	0	2	10	0
2	Denver Juvenile	1	31	180	0	1	0	6	82	0
3	Huerfano	0	0	0	0	0	0	0	0	0
	Las Animas	0	4	8	0	0	0	2	0	0
	<i>Total</i>	0	4	8	0	0	0	2	0	0
4	El Paso	6	45	142	0	2	1	29	13	0
	Teller	0	3	3	0	0	0	0	1	0
	<i>Total</i>	6	48	145	0	2	1	29	14	0
5	Clear Creek	0	0	3	0	0	0	0	0	0
	Eagle	0	4	1	0	0	0	1	0	0
	Lake	0	0	1	0	0	0	0	0	0
	Summit	0	1	1	0	0	0	0	0	0
	<i>Total</i>	0	5	6	0	0	0	1	0	0
6	Archuleta	0	1	1	0	0	0	0	0	0
	La Plata	0	2	5	0	0	0	0	1	0
	San Juan	0	0	0	0	0	0	0	0	0
	<i>Total</i>	0	3	6	0	0	0	0	1	0
7	Delta	0	0	0	0	0	0	0	1	0
	Gunnison	0	0	2	0	4	0	2	0	0
	Hinsdale	0	0	0	0	0	0	0	0	0
	Montrose	0	4	4	0	1	0	0	0	0
	Ouray	0	0	0	0	0	0	0	0	0
	San Miguel	0	0	0	0	0	0	0	0	0
	<i>Total</i>	0	4	6	0	5	0	2	1	0
8	Jackson	0	0	0	0	0	0	0	0	0
	Larimer	1	13	44	0	25	0	39	3	0
	<i>Total</i>	1	13	44	0	25	0	39	3	0
9	Garfield	1	7	10	0	4	0	0	1	1
	Pitkin	0	0	0	0	0	0	0	0	0
	Rio Blanco	0	0	0	0	0	0	0	0	0
	<i>Total</i>	1	7	10	0	4	0	0	1	1
10	Pueblo	0	14	26	0	1	0	22	3	0
11	Chaffee	0	2	2	0	0	0	2	0	0
	Custer	0	0	0	0	0	0	0	0	1
	Fremont	0	2	12	0	1	0	0	1	0
	Park	0	0	5	0	2	0	0	0	0
	<i>Total</i>	0	4	19	0	3	0	2	1	1

**Table 21:  
District Court Juvenile Delinquency Filings by Case Type  
Fiscal Year 2016**

District	Court Location	Sex Offenses	Tampering	Theft	Trespass	Vehicular Assault	Vehicular Homicide	Weapon	Total
1	Gilpin	0	0	2	2	0	0	0	6
	Jefferson	64	1	135	52	0	0	28	788
	<b>Total</b>	64	1	137	54	0	0	28	794
2	Denver Juvenile	47	1	193	65	1	2	75	1,186
3	Huerfano	0	0	0	0	0	0	1	7
	Las Animas	0	2	9	2	0	0	0	43
	<b>Total</b>	0	2	9	2	0	0	1	50
4	El Paso	64	2	209	71	1	0	35	1,079
	Teller	2	0	6	2	0	0	1	36
	<b>Total</b>	66	2	215	73	1	0	36	1,115
5	Clear Creek	1	0	0	1	0	0	0	11
	Eagle	4	0	8	5	0	0	1	49
	Lake	1	0	3	1	1	0	0	13
	Summit	0	0	5	0	0	0	0	25
	<b>Total</b>	6	0	16	7	1	0	1	98
6	Archuleta	0	0	1	4	0	0	0	10
	La Plata	5	0	5	0	0	0	0	39
	San Juan	0	0	0	0	0	0	0	0
	<b>Total</b>	5	0	6	4	0	0	0	49
7	Delta	2	0	8	1	0	0	1	24
	Gunnison	0	0	2	0	1	0	1	23
	Hinsdale	0	0	0	0	0	0	0	0
	Montrose	1	0	4	5	0	0	2	47
	Ouray	0	0	0	0	0	0	0	0
	San Miguel	0	0	1	0	0	0	0	1
	<b>Total</b>	3	0	15	6	1	0	4	95
8	Jackson	0	0	0	0	0	0	0	0
	Larimer	20	9	181	70	0	0	12	795
	<b>Total</b>	20	9	181	70	0	0	12	795
9	Garfield	7	2	8	19	0	0	4	116
	Pitkin	1	0	4	3	0	0	0	12
	Rio Blanco	0	0	0	1	0	0	1	4
	<b>Total</b>	8	2	12	23	0	0	5	132
10	Pueblo	15	0	36	14	0	0	12	287
11	Chaffee	2	0	5	0	0	0	1	36
	Custer	0	0	2	0	0	0	0	11
	Fremont	5	0	10	9	0	0	2	94
	Park	2	0	7	1	0	0	1	39
	<b>Total</b>	9	0	24	10	0	0	4	180

**Table 21:  
District Court Juvenile Delinquency Filings by Case Type  
Fiscal Year 2016**

District	Court Location	Arson	Assault	Bail Violation	Burglary	Bribery - Tampering	Child Abuse	Criminal Mischief	Cruelty to Animals	Delinquent Case Remand from District Court
12	Alamosa	0	4	0	2	0	0	1	0	0
	Conejos	0	1	0	1	0	0	3	0	0
	Costilla	0	2	0	1	0	0	0	0	0
	Mineral	0	0	0	0	0	0	0	0	0
	Rio Grande	0	1	0	0	0	0	2	0	0
	Saguache	0	3	0	4	0	0	1	0	0
	<b>Total</b>	<b>0</b>	<b>11</b>	<b>0</b>	<b>8</b>	<b>0</b>	<b>0</b>	<b>7</b>	<b>0</b>	<b>0</b>
13	Kit Carson	0	3	1	4	0	0	0	0	0
	Logan	0	4	0	1	0	0	1	0	0
	Morgan	1	8	1	10	0	0	2	0	0
	Phillips	0	2	0	0	0	0	1	0	0
	Sedgwick	0	0	0	0	0	0	0	0	0
	Washington	0	1	0	0	0	0	1	0	0
	Yuma	0	1	0	0	0	0	0	0	0
<b>Total</b>	<b>1</b>	<b>19</b>	<b>2</b>	<b>15</b>	<b>0</b>	<b>0</b>	<b>5</b>	<b>0</b>	<b>0</b>	
14	Grand	0	0	0	2	0	0	0	0	0
	Moffat	0	11	0	1	0	0	1	1	0
	Routt	0	2	0	8	0	0	1	0	0
	<b>Total</b>	<b>0</b>	<b>13</b>	<b>0</b>	<b>11</b>	<b>0</b>	<b>0</b>	<b>2</b>	<b>1</b>	<b>0</b>
15	Baca	0	1	0	5	0	0	1	0	0
	Cheyenne	0	0	0	0	0	0	0	0	0
	Kiowa	0	0	0	0	0	0	0	0	0
	Prowers	0	4	0	2	0	0	4	0	0
	<b>Total</b>	<b>0</b>	<b>5</b>	<b>0</b>	<b>7</b>	<b>0</b>	<b>0</b>	<b>5</b>	<b>0</b>	<b>0</b>
16	Bent	0	0	0	1	0	0	1	0	0
	Crowley	0	0	0	1	0	0	0	0	0
	Otero	0	1	0	0	0	0	0	0	0
	<b>Total</b>	<b>0</b>	<b>1</b>	<b>0</b>	<b>2</b>	<b>0</b>	<b>0</b>	<b>1</b>	<b>0</b>	<b>0</b>
17	Adams	2	71	0	60	0	4	19	1	0
	Broomfield	0	2	0	5	0	0	1	0	0
	<b>Total</b>	<b>2</b>	<b>73</b>	<b>0</b>	<b>65</b>	<b>0</b>	<b>4</b>	<b>20</b>	<b>1</b>	<b>0</b>
18	Arapahoe	6	173	6	47	0	0	28	0	0
	Douglas	3	65	1	22	0	0	25	0	0
	Elbert	0	2	2	4	0	0	3	0	0
	Lincoln	0	0	0	1	0	0	0	0	0
	<b>Total</b>	<b>9</b>	<b>240</b>	<b>9</b>	<b>74</b>	<b>0</b>	<b>0</b>	<b>56</b>	<b>0</b>	<b>0</b>
19	Weld	6	96	1	72	1	2	40	0	0
20	Boulder	3	60	2	27	1	0	26	0	0
21	Mesa	3	47	2	37	0	0	19	0	0
22	Dolores	0	0	0	0	0	0	0	0	0
	Montezuma	2	12	0	9	0	0	5	0	0
	<b>Total</b>	<b>2</b>	<b>12</b>	<b>0</b>	<b>9</b>	<b>0</b>	<b>0</b>	<b>5</b>	<b>0</b>	<b>0</b>
<b>State Total</b>		<b>55</b>	<b>1,335</b>	<b>16</b>	<b>718</b>	<b>16</b>	<b>11</b>	<b>485</b>	<b>12</b>	<b>4</b>
<b>Percent of State Total</b>		<b>1%</b>	<b>16%</b>	<b>0.19%</b>	<b>8%</b>	<b>0.19%</b>	<b>0.13%</b>	<b>6%</b>	<b>0.14%</b>	<b>0.05%</b>

**Table 21:  
District Court Juvenile Delinquency Filings by Case Type  
Fiscal Year 2016**

District	Court Location	Driving Under the Influence	Drugs	Escape	Forgery	Fraud	Gambling	Harassment	Homicide	Impersonation	Incest
12	Alamosa	0	3	0	0	0	0	1	2	1	0
	Conejos	0	0	0	0	0	0	1	0	0	0
	Costilla	0	2	0	0	0	0	0	0	0	0
	Mineral	0	0	0	0	0	0	0	0	0	0
	Rio Grande	1	4	0	0	0	0	3	0	0	0
	Saguache	0	0	0	0	0	0	0	0	0	0
	<i>Total</i>		1	9	0	0	0	0	5	2	1
13	Kit Carson	0	0	0	0	0	0	0	1	0	0
	Logan	0	1	0	0	0	0	3	0	0	0
	Morgan	0	8	0	0	0	0	5	0	0	0
	Phillips	0	0	0	0	0	0	1	0	0	0
	Sedgwick	0	0	0	0	0	0	0	0	0	0
	Washington	0	1	0	0	0	0	0	0	0	0
	Yuma	0	0	0	0	0	0	0	0	0	0
<i>Total</i>		0	10	0	0	0	0	9	1	0	0
14	Grand	0	0	0	0	0	0	0	0	0	0
	Moffat	0	5	0	0	0	0	2	0	0	0
	Routt	0	1	0	0	0	0	2	0	0	0
	<i>Total</i>		0	6	0	0	0	4	0	0	0
15	Baca	0	1	0	0	0	0	0	0	0	0
	Cheyenne	0	0	0	0	0	0	0	0	0	0
	Kiowa	0	0	0	0	0	0	0	0	0	0
	Prowers	0	2	0	0	0	0	1	0	0	0
	<i>Total</i>		0	3	0	0	0	0	1	0	0
16	Bent	0	0	0	0	0	0	0	0	0	0
	Crowley	0	0	0	0	0	0	0	0	0	0
	Otero	0	1	0	0	0	0	1	0	1	1
	<i>Total</i>		0	1	0	0	0	1	0	1	1
17	Adams	2	39	1	1	0	0	18	8	3	0
	Broomfield	0	7	0	0	0	0	2	0	2	0
	<i>Total</i>		2	46	1	1	0	20	8	5	0
18	Arapahoe	2	45	40	1	1	0	23	2	2	1
	Douglas	3	102	0	0	2	0	24	0	0	1
	Elbert	1	0	0	0	0	0	3	0	0	1
	Lincoln	0	0	0	0	0	0	0	1	0	0
	<i>Total</i>		6	147	40	1	3	0	50	3	2
19	Weld	0	27	1	2	0	0	37	4	2	1
20	Boulder	0	91	0	1	2	0	24	0	4	1
21	Mesa	1	29	3	0	0	0	9	1	7	0
22	Dolores	0	0	0	0	0	0	0	0	0	0
	Montezuma	1	17	0	0	1	0	1	0	0	0
	<i>Total</i>		1	17	0	0	1	0	1	0	0
<i>State Total</i>		<b>21</b>	<b>742</b>	<b>72</b>	<b>8</b>	<b>19</b>	<b>1</b>	<b>367</b>	<b>45</b>	<b>43</b>	<b>11</b>
<i>Percent of State Total</i>		<b>0%</b>	<b>9%</b>	<b>1%</b>	<b>0.09%</b>	<b>0.22%</b>	<b>0.01%</b>	<b>4%</b>	<b>0.52%</b>	<b>0%</b>	<b>0.13%</b>



**Table 21:  
District Court Juvenile Delinquency Filings by Case Type  
Fiscal Year 2016**

District	Court Location	Kidnapping	Menacing	Other	Perjury	Possession of Alcohol by Minor	Prostitution	Public Peace and Order	Robbery	Runaway
12	Alamosa	0	1	0	0	0	0	0	0	0
	Conejos	0	0	1	0	0	0	0	0	0
	Costilla	0	0	0	0	1	0	0	0	0
	Mineral	0	0	0	0	0	0	0	0	0
	Rio Grande	0	0	1	0	0	0	5	1	0
	Saguache	0	1	1	0	0	0	0	0	0
	<b>Total</b>		0	2	3	0	1	0	5	1
13	Kit Carson	0	1	1	0	0	0	1	0	0
	Logan	0	4	6	0	0	0	0	1	1
	Morgan	0	0	2	0	0	0	0	3	0
	Phillips	0	0	0	0	0	0	0	0	0
	Sedgwick	0	0	0	0	0	0	0	0	0
	Washington	0	0	0	0	0	0	0	0	0
	Yuma	0	0	2	0	0	0	0	0	0
	<b>Total</b>		0	5	11	0	0	0	1	4
14	Grand	0	1	2	0	0	0	0	0	0
	Moffat	1	3	3	0	0	0	1	0	0
	Routt	0	0	0	0	0	0	0	0	0
	<b>Total</b>	1	4	5	0	0	0	1	0	0
15	Baca	0	1	1	0	0	0	0	0	0
	Cheyenne	0	0	0	0	0	0	0	0	0
	Kiowa	0	0	0	0	0	0	0	0	0
	Prowers	0	1	2	0	0	0	0	0	0
	<b>Total</b>	0	2	3	0	0	0	0	0	0
16	Bent	0	0	0	0	0	0	0	0	0
	Crowley	0	0	0	0	0	0	0	0	0
	Otero	0	2	0	0	0	0	1	0	0
	<b>Total</b>	0	2	0	0	0	0	1	0	0
17	Adams	0	24	35	1	1	0	16	28	0
	Broomfield	0	3	5	0	0	0	0	0	0
	<b>Total</b>	0	27	40	1	1	0	16	28	0
18	Arapahoe	4	25	125	0	3	0	4	24	0
	Douglas	0	10	31	0	15	0	26	1	0
	Elbert	0	0	4	0	0	0	0	0	0
	Lincoln	0	0	0	0	0	0	0	0	0
	<b>Total</b>	4	35	160	0	18	0	30	25	0
19	Weld	0	26	133	0	4	0	1	4	0
20	Boulder	1	14	35	0	2	0	21	2	0
21	Mesa	0	6	23	0	1	0	4	2	0
22	Dolores	0	0	1	0	0	0	0	0	0
	Montezuma	0	1	2	0	0	0	4	0	0
	<b>Total</b>	0	1	3	0	0	0	4	0	0
<b>State Total</b>		<b>16</b>	<b>287</b>	<b>963</b>	<b>1</b>	<b>69</b>	<b>1</b>	<b>189</b>	<b>182</b>	<b>3</b>
<b>Percent of State Total</b>		<b>0.19%</b>	<b>3%</b>	<b>11%</b>	<b>0.01%</b>	<b>1%</b>	<b>0.01%</b>	<b>2%</b>	<b>2%</b>	<b>0.03%</b>

**Table 21:  
District Court Juvenile Delinquency Filings by Case Type  
Fiscal Year 2016**

District	Court Location	Sex Offenses	Tampering	Theft	Trespass	Vehicular Assault	Vehicular Homicide	Weapon	Total
12	Alamosa	1	1	6	1	0	0	1	25
	Conejos	0	0	1	0	0	0	0	8
	Costilla	0	0	0	0	0	0	0	6
	Mineral	0	0	0	0	0	0	0	0
	Rio Grande	2	1	0	1	0	0	0	22
	Saguache	1	1	1	0	0	0	1	14
	<b>Total</b>	4	3	8	2	0	0	2	75
13	Kit Carson	0	0	2	3	0	0	1	18
	Logan	1	0	4	2	2	0	1	32
	Morgan	2	0	10	1	0	0	0	53
	Phillips	1	0	2	1	0	0	0	8
	Sedgwick	1	0	2	0	0	0	0	3
	Washington	1	0	1	0	0	0	0	5
	Yuma	3	0	0	0	0	0	0	6
<b>Total</b>	9	0	21	7	2	0	2	125	
14	Grand	0	0	0	0	0	0	0	5
	Moffat	2	0	0	6	0	0	1	38
	Routt	2	0	2	2	0	0	0	20
	<b>Total</b>	4	0	2	8	0	0	1	63
15	Baca	0	0	1	0	0	0	0	11
	Cheyenne	0	0	0	0	0	0	0	0
	Kiowa	0	0	0	0	0	0	0	0
	Prowers	0	0	3	4	0	0	0	23
	<b>Total</b>	0	0	4	4	0	0	0	34
16	Bent	1	0	0	0	0	0	0	3
	Crowley	0	0	0	0	0	0	0	1
	Otero	2	0	0	0	0	0	0	10
	<b>Total</b>	3	0	0	0	0	0	0	14
17	Adams	47	2	107	73	2	0	25	590
	Broomfield	4	5	10	7	0	0	1	54
	<b>Total</b>	51	7	117	80	2	0	26	644
18	Arapahoe	25	2	128	45	0	0	33	795
	Douglas	18	1	72	22	0	0	9	453
	Elbert	2	0	0	2	0	0	1	25
	Lincoln	0	0	0	0	0	0	0	2
	<b>Total</b>	45	3	200	69	0	0	43	1,275
19	Weld	41	0	176	50	0	0	10	737
20	Boulder	33	1	99	35	0	1	5	491
21	Mesa	16	3	38	36	0	0	7	294
22	Dolores	0	0	0	0	0	0	0	1
	Montezuma	1	0	6	5	0	0	3	70
	<b>Total</b>	1	0	6	5	0	0	3	71
<b>State Total</b>		<b>450</b>	<b>34</b>	<b>1,515</b>	<b>624</b>	<b>8</b>	<b>3</b>	<b>277</b>	<b>8,604</b>
<b>Percent of State Total</b>		<b>5%</b>	<b>0.40%</b>	<b>18%</b>	<b>7%</b>	<b>0.09%</b>	<b>0.03%</b>	<b>3%</b>	<b>100%</b>

**Table 22:  
District Court Mental Health Filings by Case Type  
Fiscal Year 2016**

District	Court Location	Alcohol /Drugs	Developmentally Disabled	Evaluation	Involuntary Medication Procedure	Long Term Certification	Long Term Change of Venue	Other	Short Term	72 Hour Hold	Total
1	Gilpin	0	0	0	0	0	0	0	4	8	12
	Jefferson	6	8	8	0	7	10	0	647	69	755
	<b>Total</b>	6	8	8	0	7	10	0	651	77	767
2	Denver Probate	26	10	7	0	34	6	0	1,316	0	1,399
3	Huerfano	0	0	0	0	0	0	0	4	1	5
	Las Animas	0	0	0	0	0	0	0	7	0	7
	<b>Total</b>	0	0	0	0	0	0	0	11	0	12
4	El Paso	5	7	0	0	0	0	0	305	999	1,316
	Teller	0	0	0	0	0	0	0	2	14	16
	<b>Total</b>	5	7	0	0	0	0	0	307	1,013	1,332
5	Clear Creek	0	0	0	0	0	0	0		6	6
	Eagle	0	0	0	0	0	1	0	5	11	17
	Lake	0	0	0	0	0	0	0	9	0	9
	Summit	0	0	0	0	0	0	0	1	12	13
	<b>Total</b>	0	0	0	0	0	1	0	15	29	45
6	Archuleta	0	0	0	0	0	0	0	4	7	11
	La Plata	0	1	0	0	0	1	0	29	53	84
	San Juan	0	0	0	0	0	0	0	0	0	0
	<b>Total</b>	0	1	0	0	0	1	0	33	60	95
7	Delta	0	0	1	0	0	0	0	7	1	9
	Gunnison	0	0	0	0	0	0	0	0	2	2
	Hinsdale	0	0	0	0	0	0	0	0	1	1
	Montrose	0	0	0	0	1	0	0	14	0	15
	Ouray	0	0	0	0	0	0	0	0	0	0
	San Miguel	0	0	0	0	0	0	0	4	0	4
	<b>Total</b>	0	0	1	0	1	0	0	25	4	31
8	Jackson	1	0	0	0	0	0	0	0	0	1
	Larimer	0	1	0	0	0	0	4	395	0	400
	<b>Total</b>	1	1	0	0	0	0	4	395	0	401
9	Garfield	0	2	0	0	0	0	0	27	0	29
	Pitkin	0	0	0	0	0	0	0	2	5	7
	Rio Blanco	0	0	0	0	0	0	0	0	0	0
	<b>Total</b>	0	2	0	0	0	0	0	29	5	36
10	Pueblo	13	9	2	110	4	1	0	199	7	345
11	Chaffee	0	1	0	0	0	0	0	2	7	10
	Custer	0	0	0	0	0	0	0	2	0	2
	Fremont	0	1	0	0	0	0	0	52	0	53
	Park	0	0	0	0	0	0	0	1	14	15
	<b>Total</b>	0	2	0	0	0	0	0	57	21	80

**Table 22:  
District Court Mental Health Filings by Case Type  
Fiscal Year 2016**

District	Court Location	Alcohol /Drugs	Developmentally Disabled	Evaluation	Involuntary Medication Procedure	Long Term Certification	Long Term Change of Venue	Other	Short Term	72 Hour Hold	Total
12	Alamosa	0	0	0	1	0	0	1	7	23	32
	Conejos	0	0	0	0	0	0	0	0	6	6
	Costilla	0	0	0	0	0	0	0	0	1	1
	Mineral	0	0	0	0	0	0	0	0	2	2
	Rio Grande	0	0	0	0	0	0	0	5	10	15
	Saguache	0	0	0	0	0	0	0	1	5	6
	<b>Total</b>		0	0	0	1	0	0	1	13	47
13	Kit Carson	0	0	0	0	0	0	0	1	5	6
	Logan	1	2	0	0	0	0	0	8	20	31
	Morgan	4	0	0	0	0	0	0	7	21	32
	Phillips	0	0	0	0	0	0	0	1	3	4
	Sedgwick	0	0	0	0	0	0	0	1	1	2
	Washington	0	0	0	0	0	0	0	2	0	2
	Yuma	0	0	0	0	0	0	0	1	3	4
<b>Total</b>		5	2	0	0	0	0	0	21	53	81
14	Grand	0	0	0	0	0	0	0	3	0	3
	Moffat	0	0	0	0	0	0	0	4	1	5
	Routt	0	0	0	0	0	0	0	0	7	7
	<b>Total</b>		0	0	0	0	0	0	0	7	8
15	Baca	0	0	0	0	0	0	0	0	4	4
	Cheyenne	0	0	0	0	0	0	0	0	1	1
	Kiowa	0	0	0	0	0	0	0	0	1	1
	Prowers	0	1	0	0	0	0	1	2	11	15
	<b>Total</b>		0	1	0	0	0	0	1	2	17
16	Bent	0	0	0	0	0	0	0	6	0	6
	Crowley	0	0	0	0	0	0	0	1	0	1
	Otero	0	0	0	0	0	0	0	8	0	8
	<b>Total</b>		0	0	0	0	0	0	0	15	0
17	Adams	5	8	0	0	6	0	0	492	0	511
	Broomfield	0	1	0	0	0	0	0	70	0	71
	<b>Total</b>		5	9	0	0	6	0	0	562	0
18	Arapahoe	4	13	7	0	10	0	0	777	0	811
	Douglas	2	3	0	2	1	0	0	205	1	214
	Elbert	0	0	0	0	0	0	0	1	16	17
	Lincoln	0	0	0	0	0	0	0	0	4	4
	<b>Total</b>		6	16	7	2	11	0	0	983	21
19	Weld	4	3	0	0	1	0	0	256	0	264
20	Boulder	0	3	4	0	10	0	0	586	2	605
21	Mesa	2	6	3	0	1	0	2	426	0	440
22	Dolores	0	0	0	0	0	0	0	0	0	0
	Montezuma	0	1	2	0	0	0	0	1	11	15
	<b>Total</b>		0	1	2	0	0	0	0	8	11
<b>State Total</b>		<b>73</b>	<b>81</b>	<b>34</b>	<b>113</b>	<b>75</b>	<b>19</b>	<b>8</b>	<b>5,917</b>	<b>1,375</b>	<b>7,689</b>
<b>Percent State Total</b>		<b>1%</b>	<b>1%</b>	<b>0%</b>	<b>1%</b>	<b>1%</b>	<b>0.25%</b>	<b>0.10%</b>	<b>77%</b>	<b>18%</b>	<b>100%</b>

**Table 23:  
District Court Probate Filings by Case Type  
Fiscal Year 2016**

District	Court Location	Conservator/ Guardian- Adult						Determination of Heirship
		Ancillary Proceedings	Conservatorship/ Adult	Conservatorship/ Minor	Conservatorship/ Guardian-Minor	Conservatorship/ Guardian-Minor		
1	Gilpin	2	0	0	0	0	2	
	Jefferson	14	25	76	30	5	3	
	<i>Total</i>	16	25	76	30	5	5	
2	Denver Probate	15	33	69	31	2	9	
3	Huerfano	11	1	0	2	0	2	
	Las Animas	2	0	1	0	0	0	
	<i>Total</i>	13	1	1	2	0	2	
4	El Paso	19	24	56	63	7	2	
	Teller	8	1	4	1	0	0	
	<i>Total</i>	27	25	60	64	7	2	
5	Clear Creek	7	0	0	0	0	2	
	Eagle	48	1	1	3	0	1	
	Lake	1	0	0	1	0	0	
	Summit	21	1	2	1	0	2	
	<i>Total</i>	77	2	3	5	0	5	
6	Archuleta	28	0	1	4	0	1	
	La Plata	40	3	5	2	0	8	
	San Juan	2	0	0	0	0	0	
	<i>Total</i>	70	3	6	6	0	9	
7	Delta	2	2	4	0	1	3	
	Gunnison	12	0	0	0	0	0	
	Hinsdale	1	0	1	0	0	0	
	Montrose	3	1	3	0	2	0	
	Ouray	0	0	0	0	0	0	
	San Miguel	6	0	0	0	0	1	
<i>Total</i>	24	3	8	0	3	4		
8	Jackson	0	0	0	0	0	1	
	Larimer	18	6	33	24	2	0	
	<i>Total</i>	18	6	33	24	2	1	
9	Garfield	5	3	1	3	0	0	
	Pitkin	10	0	1	0	0	1	
	Rio Blanco	5	0	1	1	0	1	
	<i>Total</i>	20	3	3	4	0	2	
10	Pueblo	22	13	25	14	0	5	
11	Chaffee	4	4	4	0	0	2	
	Custer	2	0	0	1	0	0	
	Fremont	9	1	1	1	0	5	
	Park	25	0	0	0	0	1	
	<i>Total</i>	40	5	5	2	0	8	

\*Single Transaction cases include the approval of personal injury settlements and personal injury settlements by insurance company cases.

**Table 23:  
District Court Probate Filings by Case Type  
Fiscal Year 2016**

District	Court Location	Foreign Protective Proceeding	Guardianship/ Adult	Guardianship/ Minor	Intestate Formal	Intestate Informal	Other
1	Gilpin	0	0	1	0	11	0
	Jefferson	0	75	115	34	288	8
	<i>Total</i>	0	75	116	34	299	8
2	Denver Probate	2	156	67	89	293	14
3	Huerfano	0	0	0	2	5	0
	Las Animas	0	4	1	3	15	0
	<i>Total</i>	0	4	1	5	20	0
4	El Paso	0	112	124	40	241	6
	Teller	0	7	3	2	14	0
	<i>Total</i>	0	119	127	42	255	6
5	Clear Creek	0	0	1	0	9	0
	Eagle	0	1	6	3	25	0
	Lake	0	1	0	2	4	0
	Summit	0	1	1	0	8	0
	<i>Total</i>	0	3	8	5	46	0
6	Archuleta	0	3	1	2	10	0
	La Plata	0	14	8	2	32	1
	San Juan	0	0	0	0	1	0
	<i>Total</i>	0	17	9	4	43	1
7	Delta	1	9	3	4	26	0
	Gunnison	0	2	2	1	10	1
	Hinsdale	0	0	0	0	0	0
	Montrose	0	9	7	7	25	0
	Ouray	0	0	0	0	4	0
	San Miguel	0	0	0	0	4	0
	<i>Total</i>	1	20	12	12	69	1
8	Jackson	0	0	0	1	2	0
	Larimer	0	42	39	11	103	2
	<i>Total</i>	0	42	39	12	105	2
9	Garfield	0	4	12	3	25	1
	Pitkin	0	0	0	1	12	1
	Rio Blanco	0	1	0	1	5	1
	<i>Total</i>	0	5	12	5	42	3
10	Pueblo	0	51	45	28	122	0
11	Chaffee	0	2	4	1	11	0
	Custer	0	0	5	0	7	1
	Fremont	0	12	10	7	22	1
	Park	0	2	6	1	23	0
	<i>Total</i>	0	16	25	9	63	2

\*Single Transaction cases include the approval of personal injury settlements and personal injury settlements by insurance company cases.

**Table 23:  
District Court Probate Filings by Case Type  
Fiscal Year 2016**

District	Court Location	Public Administrator Statement	Registration of Foreign Order	Single* Transaction	Special Administrator Formal	Special Administrator Informal
1	Gilpin	0	0	2	0	0
	Jefferson	0	1	49	5	3
	<i>Total</i>	0	1	51	5	3
2	Denver Probate	45	4	80	12	1
3	Huerfano	0	0	0	0	0
	Las Animas	0	0	4	0	0
	<i>Total</i>	0	0	4	0	0
4	El Paso	0	1	53	4	0
	Teller	0	0	3	0	1
	<i>Total</i>	0	1	56	4	1
5	Clear Creek	0	0	0	0	0
	Eagle	0	0	3	0	0
	Lake	0	0	0	0	1
	Summit	0	0	0	0	0
	<i>Total</i>	0	0	3	0	1
6	Archuleta	0	0	1	0	0
	La Plata	0	0	6	0	0
	San Juan	0	0	0	0	0
	<i>Total</i>	0	0	7	0	0
7	Delta	0	2	2	1	0
	Gunnison	0	0	0	0	0
	Hinsdale	0	0	0	0	0
	Montrose	0	0	8	0	0
	Ouray	0	0	0	0	0
	San Miguel	0	0	0	0	0
	<i>Total</i>	0	2	10	1	0
8	Jackson	0	0	0	0	0
	Larimer	0	1	11	2	1
	<i>Total</i>	0	1	11	2	1
9	Garfield	0	0	1	0	0
	Pitkin	0	1	2	0	0
	Rio Blanco	0	0	1	0	0
	<i>Total</i>	0	1	4	0	0
10	Pueblo	4	1	14	2	0
11	Chaffee	0	0	0	0	0
	Custer	0	0	0	0	0
	Fremont	0	1	2	0	0
	Park	0	0	0	0	1
	<i>Total</i>	0	1	2	0	1

\*Single Transaction cases include the approval of personal injury settlements and personal injury settlements by insurance company cases.

**Table 23:  
District Court Probate Filings by Case Type  
Fiscal Year 2016**

District	Court Location	Testate Formal	Testate Informal	Trust	Trust Registrations	Uniform	Will	Total
						Veterans Guardianship Act		
1	Gilpin	1	13	0	3	0	0	35
	Jefferson	77	822	34	216	0	1	1,881
	<i>Total</i>	78	835	34	219	0	1	1,916
2	Denver Probate	114	715	92	358	0	23	2,224
3	Huerfano	0	16	0	0	0	0	39
	Las Animas	3	19	2	1	0	0	55
	<i>Total</i>	3	35	2	1	0	0	94
4	El Paso	63	646	24	180	0	2	1,667
	Teller	4	23	0	3	0	0	74
	<i>Total</i>	67	669	24	183	0	2	1,741
5	Clear Creek	0	19	1	3	0	0	42
	Eagle	1	30	0	16	0	0	139
	Lake	0	10	0	1	0	0	21
	Summit	2	14	0	5	0	0	58
	<i>Total</i>	3	73	1	25	0	0	260
6	Archuleta	2	18	0	6	0	0	77
	La Plata	9	71	3	28	0	0	232
	San Juan	0	0	0	0	0	0	3
	<i>Total</i>	11	89	3	34	0	0	312
7	Delta	12	43	0	5	0	0	120
	Gunnison	0	12	0	2	0	0	42
	Hinsdale	0	3	0	0	0	0	5
	Montrose	5	75	1	13	0	0	159
	Ouray	0	7	0	4	0	0	15
	San Miguel	1	4	0	5	0	0	21
<i>Total</i>	18	144	1	29	0	0	362	
8	Jackson	0	3	1	0	0	0	8
	Larimer	30	414	22	87	0	2	850
	<i>Total</i>	30	417	23	87	0	2	858
9	Garfield	6	63	0	7	0	0	134
	Pitkin	1	27	0	15	0	0	72
	Rio Blanco	1	12	0	5	0	0	35
	<i>Total</i>	8	102	0	27	0	0	241
10	Pueblo	23	240	9	15	0	0	633
11	Chaffee	3	43	2	7	0	0	87
	Custer	2	7	0	0	0	0	25
	Fremont	4	62	1	5	0	0	144
	Park	0	30	0	2	0	0	91
	<i>Total</i>	9	142	3	14	0	0	347

\*Single Transaction cases include the approval of personal injury settlements and personal injury settlements by insurance company cases.



**Table 23:  
District Court Probate Filings by Case Type  
Fiscal Year 2016**

District	Court Location	Conservator/ Guardian-Adult					Determination of Heirship
		Ancillary Proceedings	Conservatorship/ Adult	Conservatorship/ Minor	Conservatorship/ Guardian-Minor		
12	Alamosa	3	4	0	3	0	0
	Conejos	2	1	0	0	0	0
	Costilla	28	0	0	0	0	1
	Mineral	2	1	0	0	0	0
	Rio Grande	8	1	0	2	0	0
	Saguache	13	2	0	1	0	0
	<i>Total</i>	56	9	0	6	0	1
13	Kit Carson	3	0	2	0	0	1
	Logan	7	2	2	1	0	9
	Morgan	2	0	3	3	0	4
	Phillips	2	0	0	0	0	3
	Sedgwick	0	0	2	0	0	0
	Washington	8	0	0	0	0	10
	Yuma	1	3	1	0	0	1
<i>Total</i>	23	5	10	4	0	28	
14	Grand	6	0	0	2	0	0
	Moffat	13	0	0	1	0	2
	Routt	10	0	2	1	1	1
	<i>Total</i>	29	0	2	4	1	3
15	Baca	13	0	0	0	0	5
	Cheyenne	4	0	0	0	0	2
	Kiowa	10	0	0	0	0	0
	Prowers	5	1	0	1	0	1
	<i>Total</i>	32	1	0	1	0	8
16	Bent	1	1	0	0	0	5
	Crowley	0	0	0	0	0	0
	Otero	2	1	4	3	0	1
	<i>Total</i>	3	2	4	3	0	6
17	Adams	9	7	56	48	0	3
	Broomfield	0	2	5	7	3	0
	<i>Total</i>	9	9	61	55	3	3
18	Arapahoe	18	22	56	62	8	6
	Douglas	5	6	20	30	1	4
	Elbert	6	0	1	8	0	0
	Lincoln	3	0	0	0	0	3
	<i>Total</i>	32	28	77	100	9	13
19	Weld	59	8	17	35	4	65
20	Boulder	20	14	32	32	1	1
21	Mesa	4	11	32	12	0	3
22	Dolores	1	1	3	1	0	1
	Montezuma	10	3	4		2	3
	<i>Total</i>	11	4	7	1	2	4
<i>State Total</i>		<b>620</b>	<b>210</b>	<b>531</b>	<b>435</b>	<b>39</b>	<b>187</b>
<i>Percent of State Total</i>		<b>4%</b>	<b>1%</b>	<b>3%</b>	<b>3%</b>	<b>0.24%</b>	<b>1%</b>

\*Single Transaction cases include the approval of personal injury settlements and personal injury settlements by insurance company cases.

**Table 23:  
District Court Probate Filings by Case Type  
Fiscal Year 2016**

District	Court Location	Foreign Protective Proceeding	Guardianship/ Adult	Guardianship/ Minor	Intestate Formal	Intestate Informal	Other
12	Alamosa	0	11	9	6	10	1
	Conejos	0	3	2	1	4	0
	Costilla	0	3	0	13	11	0
	Mineral	0	1	0	1	1	1
	Rio Grande	0	3	8	5	10	0
	Saguache	0	3	1	4	12	0
	<b>Total</b>		<b>0</b>	<b>24</b>	<b>20</b>	<b>30</b>	<b>48</b>
13	Kit Carson	0	1	4	2	9	0
	Logan	0	4	2	2	16	1
	Morgan	1	3	5	2	15	1
	Phillips	0	0	5	1	3	0
	Sedgwick	0	1	1	1	4	0
	Washington	0	1	0	3	4	0
	Yuma	0	1	0	1	9	0
	<b>Total</b>		<b>1</b>	<b>11</b>	<b>17</b>	<b>12</b>	<b>60</b>
14	Grand	0	3	4	0	7	0
	Moffat	0	0	4	1	10	0
	Routt	0	1	1	0	15	1
	<b>Total</b>	<b>0</b>	<b>4</b>	<b>9</b>	<b>1</b>	<b>32</b>	<b>1</b>
15	Baca	0	1	5	0	8	0
	Cheyenne	0	0	2	0	4	0
	Kiowa	0	0	0	0	3	0
	Prowers	0	1	16	1	6	0
	<b>Total</b>	<b>0</b>	<b>2</b>	<b>23</b>	<b>1</b>	<b>21</b>	<b>0</b>
16	Bent	0	4	1	0	4	0
	Crowley	0	1	9	1	4	0
	Otero	0	4	11	5	25	0
	<b>Total</b>	<b>0</b>	<b>9</b>	<b>21</b>	<b>6</b>	<b>33</b>	<b>0</b>
17	Adams	0	48	50	28	211	2
	Broomfield	0	10	4	2	30	0
	<b>Total</b>	<b>0</b>	<b>58</b>	<b>54</b>	<b>30</b>	<b>241</b>	<b>2</b>
18	Arapahoe	3	87	105	41	274	3
	Douglas	0	29	25	9	59	1
	Elbert	0	2	8	1	10	0
	Lincoln	0	0	0	0	6	0
	<b>Total</b>	<b>3</b>	<b>118</b>	<b>138</b>	<b>51</b>	<b>349</b>	<b>4</b>
19	Weld	1	27	74	16	157	2
20	Boulder	0	36	26	15	101	1
21	Mesa	1	39	38	24	72	4
22	Dolores	0	0	3	0	3	0
	Montezuma	0	2	13	1	18	0
	<b>Total</b>	<b>0</b>	<b>2</b>	<b>16</b>	<b>1</b>	<b>21</b>	<b>0</b>
<b>State Total</b>		<b>9</b>	<b>838</b>	<b>897</b>	<b>432</b>	<b>2,492</b>	<b>55</b>
<b>Percent of State Total</b>		<b>0.06%</b>	<b>5%</b>	<b>6%</b>	<b>3%</b>	<b>15%</b>	<b>0.34%</b>

\*Single Transaction cases include the approval of personal injury settlements and personal injury settlements by insurance company cases.

**Table 23:  
District Court Probate Filings by Case Type  
Fiscal Year 2016**

District	Court Location	Public Administrator Statement	Registration of Foreign Order	Single* Transaction	Special Administrator Formal	Special Administrator Informal
12	Alamosa	0	0	1	2	0
	Conejos	0	0	0	0	0
	Costilla	0	0	0	0	0
	Mineral	0	0	0	0	0
	Rio Grande	0	0	0	0	0
	Saguache	0	0	0	0	0
	<i>Total</i>		0	0	1	2
13	Kit Carson	0	1	1	0	0
	Logan	0	0	0	0	0
	Morgan	0	0	0	0	0
	Phillips	0	0	0	0	0
	Sedgwick	0	0	0	0	0
	Washington	0	0	0	0	0
	<i>Total</i>		0	1	1	0
14	Grand	0	0	0	0	0
	Moffat	0	0	0	0	0
	Routt	0	0	1	0	0
	<i>Total</i>		0	1	0	0
15	Baca	0	0	0	0	0
	Cheyenne	0	0	0	0	0
	Kiowa	0	0	0	0	0
	Prowers	0	0	1	0	0
	<i>Total</i>		0	0	1	0
16	Bent	0	0	0	0	0
	Crowley	0	0	0	0	0
	Otero	0	0	2	0	0
	<i>Total</i>		0	2	0	0
17	Adams	39	1	46	6	0
	Broomfield	0	0	1	0	0
	<i>Total</i>		39	1	47	6
18	Arapahoe	4	0	53	2	3
	Douglas	1	1	11	0	0
	Elbert	2	0	1	1	0
	Lincoln	0	0	1	0	0
	<i>Total</i>		7	1	66	3
19	Weld	0	0	25	0	3
20	Boulder	2	1	18	8	1
21	Mesa	4	0	15	0	1
22	Dolores	0	0	0	0	0
	Montezuma	0	0	0	1	0
	<i>Total</i>		0	0	1	0
<i>State Total</i>		<b>101</b>	<b>16</b>	<b>419</b>	<b>46</b>	<b>16</b>
<i>Percent of State Total</i>		<b>1%</b>	<b>0.10%</b>	<b>3%</b>	<b>0.28%</b>	<b>0.10%</b>

\*Single Transaction cases include the approval of personal injury settlements and personal injury settlements by insurance company cases.

**Table 23:  
District Court Probate Filings by Case Type  
Fiscal Year 2016**

District	Court Location	Testate Formal	Testate Informal	Trust	Trust Registrations	Uniform Veterans Guardianship Act	Will Transfer	Total
12	Alamosa	4	16	2	3	0	0	75
	Conejos	8	9	0	2	0	0	32
	Costilla	10	10	0	1	0	0	77
	Mineral	0	2	0	0	0	0	9
	Rio Grande	3	19	0	2	0	0	61
	Saguache	5	7	0	0	0	0	48
	<b>Total</b>	<b>30</b>	<b>63</b>	<b>2</b>	<b>8</b>	<b>0</b>	<b>0</b>	<b>302</b>
13	Kit Carson	3	23	0	1	0	0	51
	Logan	6	28	3	14	0	0	97
	Morgan	5	47	2	10	0	0	103
	Phillips	2	13	0	3	0	0	32
	Sedgwick	0	6	0	1	0	0	16
	Washington	2	15	0	3	0	0	46
	Yuma	5	23	1	8	0	0	54
<b>Total</b>	<b>23</b>	<b>155</b>	<b>6</b>	<b>40</b>	<b>0</b>	<b>0</b>	<b>399</b>	
14	Grand	0	19	1	3	0	0	45
	Moffat	1	14	0	3	0	0	49
	Routt	0	30	1	16	0	1	82
	<b>Total</b>	<b>1</b>	<b>63</b>	<b>2</b>	<b>22</b>	<b>0</b>	<b>1</b>	<b>176</b>
15	Baca	0	10	0	0	0	0	42
	Cheyenne	1	4	0	1	0	0	18
	Kiowa	1	6	1	0	0	0	21
	Prowers	3	28	1	4	0	0	69
	<b>Total</b>	<b>5</b>	<b>48</b>	<b>2</b>	<b>5</b>	<b>0</b>	<b>0</b>	<b>150</b>
16	Bent	0	10	0	3	0	0	29
	Crowley	2	6	0	0	0	0	23
	Otero	3	39	0	0	0	0	100
	<b>Total</b>	<b>5</b>	<b>55</b>	<b>0</b>	<b>3</b>	<b>0</b>	<b>0</b>	<b>152</b>
17	Adams	29	319	6	70	0	1	979
	Broomfield	3	55	0	19	0	0	141
	<b>Total</b>	<b>32</b>	<b>374</b>	<b>6</b>	<b>89</b>	<b>0</b>	<b>1</b>	<b>1,120</b>
18	Arapahoe	69	656	20	278	0	8	1,778
	Douglas	24	214	11	112	0	0	563
	Elbert	8	23		15	0	0	86
	Lincoln	1	12			0	0	26
	<b>Total</b>	<b>102</b>	<b>905</b>	<b>31</b>	<b>405</b>	<b>0</b>	<b>8</b>	<b>2,453</b>
19	Weld	46	346	13	57	0	0	955
20	Boulder	45	392	65	143	0	1	955
21	Mesa	29	191	12	44	0	0	536
22	Dolores	0	5	0	0	0	0	18
	Montezuma	2	35	1	10	0	0	105
	<b>Total</b>	<b>2</b>	<b>40</b>	<b>1</b>	<b>10</b>	<b>0</b>	<b>0</b>	<b>123</b>
<b>State Total</b>		<b>684</b>	<b>6,093</b>	<b>332</b>	<b>1,818</b>	<b>0</b>	<b>39</b>	<b>16,309</b>
<b>Percent of State Total</b>		<b>4%</b>	<b>37%</b>	<b>2%</b>	<b>11%</b>	<b>0.00%</b>	<b>0.24%</b>	<b>100%</b>

\*Single Transaction cases include the approval of personal injury settlements and personal injury settlements by insurance company cases.

The background image is a faded, light-colored photograph of a public square. In the foreground, there is a large, ornate fountain with multiple tiers and water spraying upwards. To the left, a person is sitting on a bench, looking towards the fountain. In the center, there are several rectangular stone blocks or low walls. In the background, there are trees and a building with a red roof. The overall scene is bright and open.

# **SECTION IV: COUNTY COURT**

# County Court Judges

## **First Judicial District**

Gilpin: David C. Taylor  
Jefferson: Bradley A. Burback  
Verna L. Carpenter  
Susan L. Fisch  
Tammy K. Green  
Karolyn Moore  
Mark M. Randall  
Ryan Stuart  
Thomas E. Vance  
Jean Woodford

## **Denver County Court**

John M. Marcucci, Presiding Judge  
Johnny C. Barajas  
Dianne Briscoe  
Doris E. Burd  
Brian T. Campbell  
Robert B. Crew, Jr.  
Adam Espinoza  
Beth Faragher  
Olympia Fay  
Clarisse M. Gonzales-Magnall  
Kerry S. Hada  
Alfred C. Harrell  
Gary Jackson  
Kerri Lombardi  
Nicole Rodarte  
Andre L. Rudolph  
Theresa Spahn

## **Third Judicial District**

Huerfano: Gary R. Stork  
Las Animas: Bruce Billings

## **Fourth Judicial District**

El Paso: Christopher E. Acker  
Laura Findorff  
Karla J. Hansen  
Larry D. Martin  
Douglas J. Miles  
Ann M. Rotolo  
Stephen J. Sletta  
Jonathan L. Walker  
Regina Walter  
Daniel S. Wilson  
Teller: Theresa Kilgore

## **Fifth Judicial District**

Clear Creek: Rachel Olguin-Fresquez  
Eagle: Katharine T. Sullivan  
Lake: Johnathan Shamis  
Summit: Edward J. Casias

## **Sixth Judicial District**

Archuleta: Sam H. Cassidy  
La Plata: Martha T. Minot  
San Juan: Anthony D. Edwards

## **Seventh Judicial District**

Delta: Sandra K. Miller  
Gunnison: Ben F. Eden  
Hinsdale: Alvin K. Lutz  
Montrose: Bennett A. Morris  
Julie J. Huffman  
Donald Cory Jackson  
San Miguel: Susanne Ross  
Scott T. Erickson

## **Eighth Judicial District**

Jackson: Cindy L. Wilson  
Larimer: Mary Joan Berenato  
Kraig S. Ecton  
Joshua B. Lehman  
Thomas L. Lynch  
Peter E. Schoon, Jr.

## **Ninth Judicial District**

Garfield: Paul Metzger  
Jonathan B. Pototsky  
Pitkin: Erin Fernandez-Ely  
Rio Blanco: Laurie A. Noble

## **Tenth Judicial District**

Pueblo: Steve Fieldman  
Valerie Haynes  
David Lobato

## **Eleventh Judicial District**

Chaffee: William P. Alderton  
Custer: Amanda Hunter  
Fremont: Norman C. Cooling  
Park: Brian L. Green

## **Twelfth Judicial District**

Alamosa: Daniel Walz  
Conejos: Susan Broyles  
Costilla: Kimberly Wood  
Mineral: Ruth M. Acheson  
Rio Grande: Barbara A. Zollars  
Saguache: Amanda K. Pearson

## **Thirteenth Judicial District**

Kit Carson: Michael Grinnan  
Logan: Ray Ann Brammer  
Morgan: Michael K. Schingle  
Phillips: Kimbra Killin  
Sedgwick: Tera Neugebauer  
Washington: Carl S. McGuire  
Yuma: Sara Marie Wagers-Johnson

## **Fourteenth Judicial District**

Grand: Nicholas Catanzarite  
Ben W. McClelland  
Moffat: Sandra Gardner  
Routt: James H. Garrecht

## **Fifteenth Judicial District**

Baca: Debra M. Gunkel  
Cheyenne: Gerald Keefe  
Kiowa: Gary W. Davis  
Prowers: Lane Porter  
Larry E. Stutler

## **Sixteenth Judicial District**

Bent: Samuel S. Vigil  
Crowley: Suzanne A. Grant  
Otero: Douglas R. Manley

## **Seventeenth Judicial District**

Adams: Brian N. Bowen  
Michael A. Cox  
Cindy HoangHa Thi Dang  
Robert S. Doyle  
Bryon L. Howell  
Leroy D. Kirby  
Sabino E. Romano  
Jeffrey L. Romeo  
Dianna Roybal  
Broomfield: Amy Bockman

## **Eighteenth Judicial District**

Arapahoe: Addison L. Adams  
Alex R. Bencze  
Christine M. Chauche  
Kelly LaFave  
Dana E. Murray  
Michael Roche  
Anne M. Ollada  
Cheryl Rowles-Stokes  
Robert C. Tobias  
Darren L. Vahle  
Douglas: Lawrence R. Bowling  
Monica J. Gomez  
Susanna Meissner-Cutler  
Elbert: Palmer L. Boyette  
Lincoln: Truston Lee Fisher

## **Nineteenth Judicial District**

Weid: John J. Briggs  
Michele L. Meyer  
Dana J. Nichols  
Charles S. Unfug

## **Twentieth Judicial District**

Boulder: David A. Archuleta  
Noel E. Blum  
Elizabeth Brodsky  
Karolyn Moore  
John F. Stavely

## **Twenty-First Judicial District**

Mesa: Craig P. Henderson  
Gretchen Larson  
Bruce R. Raam

## **Twenty-Second Judicial District**

Dolores: E. Dale Boyd  
Montezuma: JenniLynn E. Lawrence

\*This list consists of Judges that served during  
Fiscal Year 2016.

# County Court

---

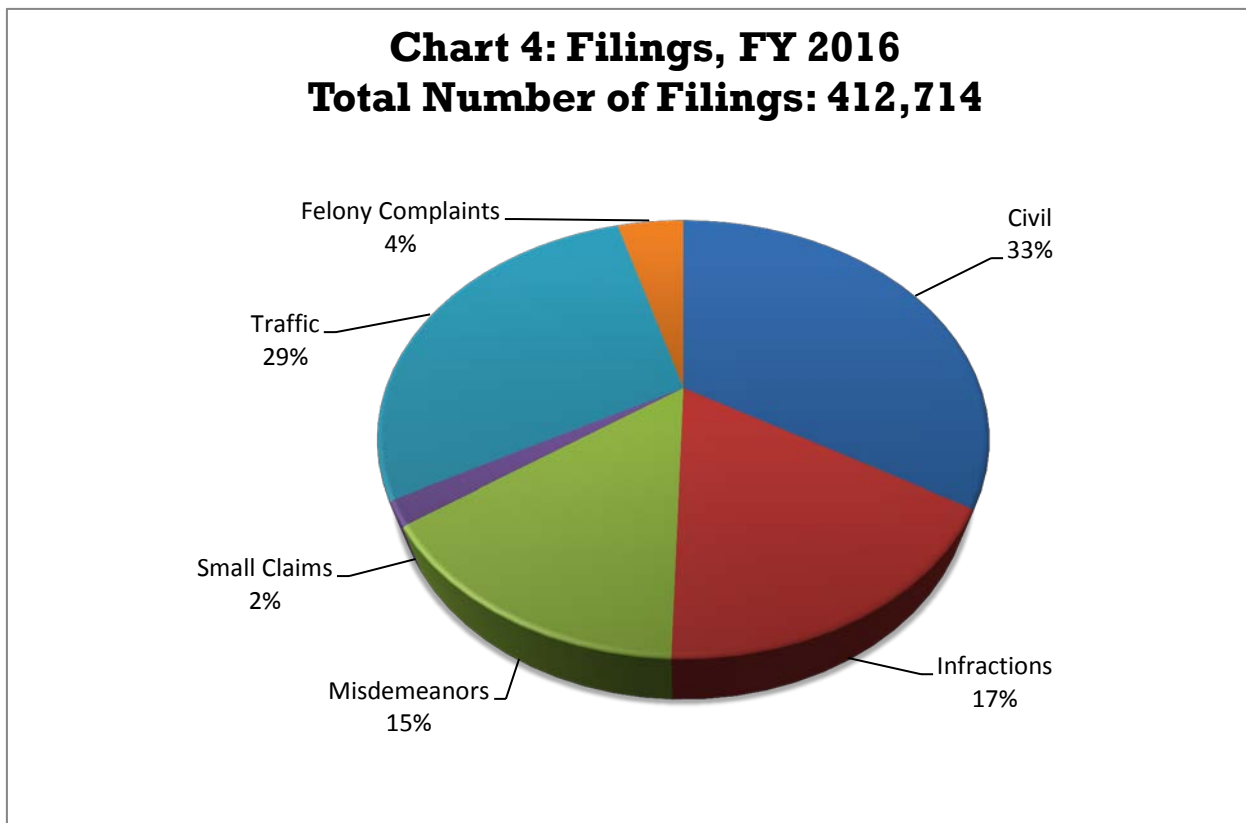
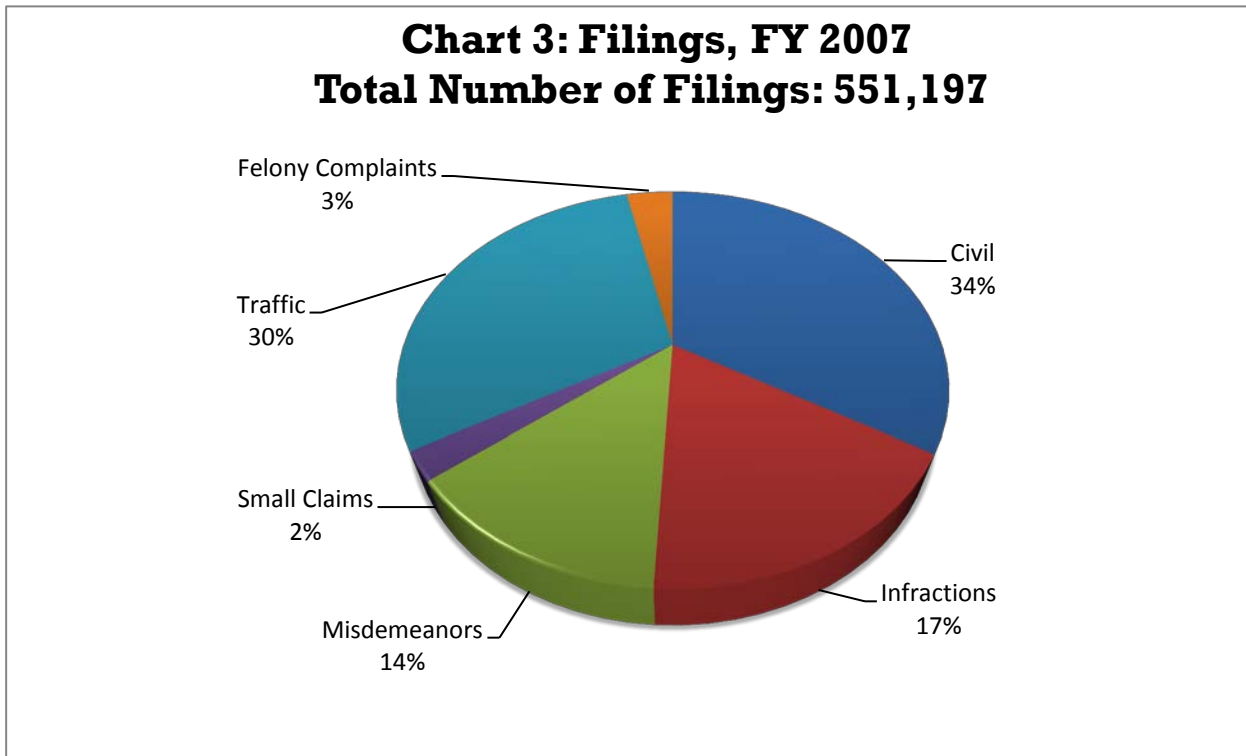
Colorado's county courts serve the citizens of each of the state's 64 counties. Every county has a county court served by one or more judges. County judges handle cases involving serious public safety issues such as misdemeanor cases, felony advisements, setting bonds, and preliminary hearings. County judges also issue search warrants and protection orders in cases involving domestic violence, preside over traffic cases, civil actions involving more than \$15,000, and conduct jury trials. Appeals from the county court may be made to the district court.

Small claims courts are divisions of county court. Individuals are allowed to argue their own cases and have speedy decisions on civil matters involving no more than \$7,500. Court sessions are held during the day or evening to accommodate the public. There are no jury trials in small claims courts, and magistrates sometimes hear these cases rather than a judge. No plaintiff may file more than two claims per month or eighteen claims per year in small claims court.

In Fiscal Year 2016, there were 412,714 case filings at the county court level. Colorado's county courts were able to terminate 409,263 cases during that same 12-month period. Compared to Fiscal Year 2015, county court filings in Fiscal Year 2016 have decreased by 3.45 percent to the current level of filings. The greatest area of decrease was in Traffic filings, which decreased by 6.94 percent.

Specific information regarding each county court is available at <http://www.courts.state.co.us/Courts/County/Choose.cfm>.

**Chart 3 and Chart 4:  
County Court Case Filings -- Proportion of Cases by Type  
Ten Year Comparison**





**Table 24:**  
**County Court Filings, Terminations and Percent Change**  
**Fiscal Year 2015 and Fiscal Year 2016**  
**(Numbers do not include Denver County Court)**

Filings Compared to Previous Year			
Case Class	FY15	FY16	Change
Civil	144,868	138,631	-4.31%
Infractions	70,375	69,782	-0.84%
Misdemeanors	62,131	60,682	-2.33%
Small Claims	7,404	7,309	-1.28%
Traffic	124,922	118,215	-5.37%
Felony Complaints	16,247	18,095	11.37%
<b>Total</b>	<b>425,947</b>	<b>412,714</b>	<b>-3.11%</b>

Terminations Compared to Previous Year			
Case Class	FY15	FY16	Change
Civil	144,018	137,744	-4.36%
Infractions	71,664	70,107	-2.17%
Misdemeanors	59,852	59,799	-0.09%
Small Claims	7,245	7,266	0.29%
Traffic	124,922	116,252	-6.94%
Felony Complaints	16,173	18,095	11.88%
<b>Total with Felony Complaints</b>	<b>423,874</b>	<b>409,263</b>	<b>-3.45%</b>
<b>Total without Felony Complaints</b>	<b>407,701</b>	<b>391,168</b>	<b>-4.06%</b>

**Table 25:  
County Court Caseload  
Fiscal Year 2007 to Fiscal Year 2016  
(Numbers do not include Denver County Court)**

	FY07	FY08	FY09	FY10	FY11	FY12	FY13	FY14	FY15	FY16
<b>CIVIL</b>										
New Cases Filed	184,994	198,229	202,958	206,954	200,250	193,282	174,466	158,525	138,943	138,631
Cases Terminated	181,463	193,836	200,895	205,545	199,308	192,635	174,554	132,170	138,086	137,744
<b>INFRACTIONS</b>										
New Cases Filed	95,421	96,483	100,804	95,557	84,610	75,464	67,581	69,515	69,796	69,782
Cases Terminated	95,218	96,681	99,055	95,786	87,072	76,228	68,033	67,854	70,057	70,107
<b>MISDEMEANORS</b>										
New Cases Filed	74,094	74,136	73,605	69,695	67,137	70,068	62,740	60,585	60,805	60,682
Cases Terminated	73,451	78,886	74,147	69,232	68,187	67,482	65,310	57,193	59,780	59,799
<b>SMALL CLAIMS</b>										
New Cases Filed	12,880	12,600	12,266	11,097	9,629	9,117	8,171	7,589	7,260	7,309
Cases Terminated	12,933	12,778	12,337	11,010	9,707	9,244	8,357	6,710	7,220	7,266
<b>TRAFFIC</b>										
New Cases Filed	165,298	162,729	155,235	141,493	126,788	121,112	115,465	117,389	118,113	118,215
Cases Terminated	162,482	174,678	160,307	146,373	135,046	124,842	115,706	114,112	116,017	116,252
<b>FELONY COMPLAINTS (a)</b>	18,510	18,393	17,235	16,795	16,851	15,328	17,832	16,794	16,247	18,095
<b>TOTAL</b>										
<b>New Cases Filed</b>	<b>551,197</b>	<b>562,570</b>	<b>562,103</b>	<b>541,591</b>	<b>505,265</b>	<b>484,371</b>	<b>446,255</b>	<b>430,397</b>	<b>411,164</b>	<b>412,714</b>
<b>Cases Terminated (b)</b>	<b>525,547</b>	<b>556,859</b>	<b>546,741</b>	<b>527,946</b>	<b>499,320</b>	<b>470,431</b>	<b>431,960</b>	<b>378,039</b>	<b>391,160</b>	<b>391,168</b>

(a) Felony complaints represent the number of criminal cases, docketed as (CR), that begin in county court. The processing of felony cases varies between locations. The counties processing CR cases hear advisements. Some counties do preliminary hearings in county court before moving the case to district court for completion of the felony process. The case can also be reduced to a misdemeanor and remain in county court. The cases retain the same docket number in either county or district court.

(b) Does not include felony complaints.

**Table 26:**  
**County Court Filings, Terminations and Percent Change**  
**Fiscal Year 2015 and Fiscal Year 2016**

District	Filings			Terminations <sup>(a)</sup>		
	FY15	FY16	Percent Change	FY15	FY16	Percent Change
1	47,792	47,781	-0.02%	44,788	43,355	-3.20%
2	167,009	137,031	-17.95%	n/a	n/a	n/a
3	3,822	4,122	7.85%	3,514	3,946	12.29%
4	63,969	60,954	-4.71%	62,501	61,959	-0.87%
5	11,540	12,696	10.02%	10,696	11,262	5.29%
6	5,992	6,673	11.37%	5,266	6,020	14.32%
7	9,423	10,473	11.14%	8,360	9,663	15.59%
8	24,454	23,156	-5.31%	24,437	23,113	-5.42%
9	8,098	7,817	-3.47%	7,666	7,536	-1.70%
10	15,907	15,494	-2.60%	15,847	14,953	-5.64%
11	6,871	7,454	8.48%	6,812	7,125	4.59%
12	7,481	7,569	1.18%	6,676	6,462	-3.21%
13	8,117	8,375	3.18%	7,468	8,267	10.70%
14	5,796	5,434	-6.25%	4,824	5,044	4.56%
15	3,901	3,783	-3.02%	3,663	3,668	0.14%
16	3,649	3,604	-1.23%	3,623	3,808	5.11%
17	65,196	54,316	-16.69%	54,295	50,947	-6.17%
18	76,156	75,252	-1.19%	71,650	69,904	-2.44%
19	23,502	23,028	-2.02%	22,438	22,326	-0.50%
20	17,353	16,950	-2.32%	15,904	15,138	-4.82%
21	14,399	14,647	1.72%	14,509	14,070	-3.03%
22	3,061	3,136	2.45%	2,831	2,602	-8.09%
<b>State Total Without Denver County Court</b>	<b>426,479</b>	<b>412,714</b>	<b>-3.23%</b>	<b>397,768</b>	<b>391,168</b>	<b>-1.66%</b>
<b>State Total</b>	<b>593,488</b>	<b>549,745</b>	<b>-7.37%</b>	<b>n/a</b>	<b>n/a</b>	<b>n/a</b>

(a) Does not include felony complaints.

**Table 27:  
County Court Filings and Terminations  
Fiscal Year 2016**

District	Court Location	Civil		Felony		Misdemeanor		Infractions		Small Claims		Traffic		Total	
		Filings	Term.	Filings	Term.	Filings	Term.	Filings	Term.	Filings	Term.	Filings	Term.	Filings	Term. (c)
1	Gilpin	127	130	180	180	743	726	199	202	7	8	467	490	1,723	1,556
	Jefferson	16,324	16,517	3,815	3,815	6,142	6,181	6,779	6,492	787	751	12,211	11,858	46,058	41,799
	<b>Total</b>	<b>16,451</b>	<b>16,647</b>	<b>3,995</b>	<b>3,995</b>	<b>6,885</b>	<b>6,907</b>	<b>6,978</b>	<b>6,694</b>	<b>794</b>	<b>759</b>	<b>12,678</b>	<b>12,348</b>	<b>47,781</b>	<b>43,355</b>
2	Denver <sup>(a)</sup>	24,792	n/a <sup>(b)</sup>	5,488	n/a <sup>(b)</sup>	17,611	n/a <sup>(b)</sup>	n/a <sup>(c)</sup>	n/a <sup>(b)</sup>	1,333	n/a <sup>(b)</sup>	87,807	n/a <sup>(b)</sup>	137,031	n/a <sup>(b)</sup>
3	Huerfano	126	115	13	13	174	170	553	574	14	13	425	346	1,305	1,218
	Las Animas	417	451	21	21	527	481	1,005	1,081	37	30	810	685	2,817	2,728
	<b>Total</b>	<b>543</b>	<b>566</b>	<b>34</b>	<b>34</b>	<b>701</b>	<b>651</b>	<b>1,558</b>	<b>1,655</b>	<b>51</b>	<b>43</b>	<b>1,235</b>	<b>1,031</b>	<b>4,122</b>	<b>3,946</b>
4	El Paso	23,427	23,083	210	210	7,829	8,164	10,325	10,636	1,085	1,112	15,965	16,939	58,841	59,934
	Teller	372	371	13	13	461	445	461	425	26	28	780	756	2,113	2,025
	<b>Total</b>	<b>23,799</b>	<b>23,454</b>	<b>223</b>	<b>223</b>	<b>8,290</b>	<b>8,609</b>	<b>10,786</b>	<b>11,061</b>	<b>1,111</b>	<b>1,140</b>	<b>16,745</b>	<b>17,695</b>	<b>60,954</b>	<b>61,959</b>
5	Clear Creek	153	151	91	91	311	263	743	720	14	15	1,115	901	2,427	2,050
	Eagle	593	621	335	335	684	633	1,155	1,102	135	130	1,855	1,708	4,757	4,194
	Eagle-Basalt	44	43	0	0	60	53	125	125	30	25	103	99	362	345
	Lake	210	213	61	61	275	276	306	307	12	10	414	381	1,278	1,187
	<b>Total</b>	<b>1,374</b>	<b>1,410</b>	<b>714</b>	<b>714</b>	<b>1,865</b>	<b>1,760</b>	<b>3,429</b>	<b>3,292</b>	<b>239</b>	<b>250</b>	<b>5,075</b>	<b>4,550</b>	<b>12,696</b>	<b>11,262</b>
6	Archuleta	213	218	84	84	231	184	386	386	49	54	386	377	1,349	1,219
	La Plata	1,059	1,068	214	214	836	827	923	859	95	97	2,117	1,886	5,244	4,737
	San Juan	9	13	0	0	24	10	11	9	1	1	35	31	80	64
	<b>Total</b>	<b>1,281</b>	<b>1,299</b>	<b>298</b>	<b>298</b>	<b>1,091</b>	<b>1,021</b>	<b>1,320</b>	<b>1,254</b>	<b>145</b>	<b>152</b>	<b>2,538</b>	<b>2,294</b>	<b>6,673</b>	<b>6,020</b>
7	Delta	725	768	157	157	394	389	1,029	997	43	46	866	800	3,214	3,000
	Gunnison	219	236	139	139	372	386	438	435	24	29	449	458	1,641	1,544
	Hinsdale	7	9	3	3	16	21	22	23	12	15	18	23	78	91
	Montrose	991	996	338	338	716	708	854	895	70	69	999	959	3,968	3,627
	Montrose-Nucla	32	30	15	15	44	23	21	21	2	2	36	32	150	108
	Ouray	51	55	25	25	97	104	332	322	16	16	241	232	762	729
	<b>Total</b>	<b>2,143</b>	<b>2,203</b>	<b>723</b>	<b>723</b>	<b>1,800</b>	<b>1,767</b>	<b>2,820</b>	<b>2,826</b>	<b>185</b>	<b>196</b>	<b>2,802</b>	<b>2,671</b>	<b>10,473</b>	<b>9,663</b>
8	Jackson	10	9	0	0	28	23	36	35	9	9	46	42	129	118
	Larimer	5,270	5,325	78	78	3,645	3,584	2,985	3,076	479	474	3,983	3,971	16,440	16,430
	<b>Total</b>	<b>7,347</b>	<b>7,452</b>	<b>78</b>	<b>78</b>	<b>5,526</b>	<b>5,373</b>	<b>3,021</b>	<b>3,111</b>	<b>488</b>	<b>483</b>	<b>6,696</b>	<b>6,694</b>	<b>23,156</b>	<b>23,113</b>
9	Garfield	566	573	75	75	514	573	545	570	102	96	1,197	1,203	2,999	3,015
	Garfield-Rifle	721	687	60	60	640	642	528	528	44	45	998	859	2,991	2,761
	Pitkin	187	179	10	10	250	224	231	222	59	59	367	350	1,104	1,034
	Rio Blanco-Meeker	60	69	2	2	45	53	161	161	8	10	174	165	450	458
	<b>Total</b>	<b>1,571</b>	<b>1,543</b>	<b>147</b>	<b>147</b>	<b>1,529</b>	<b>1,568</b>	<b>1,513</b>	<b>1,526</b>	<b>217</b>	<b>214</b>	<b>2,840</b>	<b>2,685</b>	<b>7,817</b>	<b>7,536</b>
10	Pueblo	6,405	6,377	102	102	2,853	2,657	2,265	2,291	231	225	3,638	3,403	15,494	14,953
11	Chaffee	268	283	15	15	604	582	428	435	29	31	305	313	1,649	1,644
	Custer	71	70	2	2	103	93	114	118	13	12	114	115	417	408
	Fremont	1,103	1,094	20	20	940	845	596	601	77	73	935	849	3,671	3,462
	<b>Total</b>	<b>1,689</b>	<b>1,688</b>	<b>42</b>	<b>42</b>	<b>1,989</b>	<b>1,844</b>	<b>1,701</b>	<b>1,706</b>	<b>138</b>	<b>136</b>	<b>1,895</b>	<b>1,751</b>	<b>7,454</b>	<b>7,125</b>

(a) Termination numbers are not available.

(b) Denver County Traffic and Infraction cases are combined.

(c) Termination totals do not include Felony Complaints.

**Table 27:  
County Court Filings and Terminations  
Fiscal Year 2016**

District	Court Location	Civil		Felony		Misdemeanor		Infractions		Small Claims		Traffic		Total	
		Filings	Term.	Filings	Term.	Filings	Term.	Filings	Term.	Filings	Term.	Filings	Term.	Filings	Term. (c)
12	Alamosa	549	543	462	462	434	378	643	669	31	31	881	729	3,000	2,350
	Conejos	167	155	96	96	181	147	207	228	10	8	243	212	904	750
	Costilla	61	66	46	46	126	112	406	417	13	14	313	290	965	899
	Mineral	8	8	5	5	10	8	265	279	0	0	127	128	415	423
	Rio Grande	262	265	184	184	238	249	232	242	15	15	536	537	1,467	1,308
	Saguache	122	121	53	53	83	72	344	348	19	18	197	173	818	732
	<b>Total</b>	<b>1,169</b>	<b>1,158</b>	<b>846</b>	<b>846</b>	<b>1,072</b>	<b>966</b>	<b>2,097</b>	<b>2,183</b>	<b>88</b>	<b>86</b>	<b>2,297</b>	<b>2,069</b>	<b>7,569</b>	<b>6,462</b>
13	Kit Carson	121	117	13	13	145	117	238	247	14	14	283	230	814	725
	Logan	496	548	22	22	372	342	743	744	30	26	577	614	2,240	2,274
	Morgan	735	794	18	18	533	552	766	797	64	62	1,129	1,033	3,245	3,238
	Phillips	71	68	3	3	78	74	33	34	20	19	84	81	289	276
	Sedgwick	68	65	0	0	60	49	184	194	10	8	118	102	440	418
	Washington	79	87	1	1	80	83	288	285	16	14	236	228	700	697
	Yuma	165	182	6	6	92	93	106	103	34	27	244	234	647	639
	<b>Total</b>	<b>1,735</b>	<b>1,861</b>	<b>63</b>	<b>63</b>	<b>1,360</b>	<b>1,310</b>	<b>2,358</b>	<b>2,404</b>	<b>188</b>	<b>170</b>	<b>2,671</b>	<b>2,522</b>	<b>8,375</b>	<b>8,267</b>
14	Grand	219	212	73	73	263	295	399	409	40	36	544	601	1,538	1,553
	Moffat	214	232	290	290	410	405	389	374	38	41	391	390	1,732	1,442
	Routt	226	247	172	172	475	486	547	532	50	46	694	738	2,164	2,049
		<b>Total</b>	<b>659</b>	<b>691</b>	<b>535</b>	<b>535</b>	<b>1,148</b>	<b>1,186</b>	<b>1,335</b>	<b>1,315</b>	<b>128</b>	<b>123</b>	<b>1,629</b>	<b>1,729</b>	<b>5,434</b>
15	Baca	44	53	0	0	58	55	159	164	7	6	101	96	369	374
	Cheyenne	23	24	3	3	23	22	280	288	4	4	110	81	443	419
	Kiowa	16	22	0	0	14	14	418	445	0	0	106	91	554	572
	Prowers	278	301	8	8	414	396	709	739	33	34	975	833	2,417	2,303
		<b>Total</b>	<b>361</b>	<b>400</b>	<b>11</b>	<b>11</b>	<b>509</b>	<b>487</b>	<b>1,566</b>	<b>1,636</b>	<b>44</b>	<b>44</b>	<b>1,292</b>	<b>1,101</b>	<b>3,783</b>
16	Bent	109	118	13	13	156	139	291	276	8	8	157	168	734	709
	Crowley	98	100	6	6	53	61	193	196	17	17	96	110	463	484
	Otero	674	683	24	24	488	531	670	696	44	44	507	661	2,407	2,615
		<b>Total</b>	<b>881</b>	<b>901</b>	<b>43</b>	<b>43</b>	<b>697</b>	<b>731</b>	<b>1,154</b>	<b>1,168</b>	<b>69</b>	<b>69</b>	<b>760</b>	<b>939</b>	<b>3,604</b>
17	Adams	20,498	20,728	3,658	3,658	5,398	5,404	6,082	6,191	644	633	14,320	14,625	50,600	47,581
	Broomfield	1,428	1,453	333	333	488	456	342	350	66	68	1,059	1,039	3,716	3,366
		<b>Total</b>	<b>21,926</b>	<b>22,181</b>	<b>3,991</b>	<b>3,991</b>	<b>5,886</b>	<b>5,860</b>	<b>6,424</b>	<b>6,541</b>	<b>710</b>	<b>701</b>	<b>15,379</b>	<b>15,664</b>	<b>54,316</b>
18	Arapahoe-Centennial	1,088	1,036	2,846	2,846	4,180	4,502	6,091	6,141	600	771	14,129	14,149	28,934	26,599
	Arapahoe-Littleton	22,839	22,877	0	0	0	14	0	0	481	295	0	69	23,320	23,255
	Douglas	5,182	4,147	791	791	2,635	2,489	4,358	4,189	341	297	5,740	5,441	19,047	16,563
	Elbert	278	290	88	88	207	190	1,469	1,443	44	44	529	482	2,615	2,449
	Lincoln	101	107	106	106	82	85	412	417	9	10	626	419	1,336	1,038
	<b>Total</b>	<b>29,488</b>	<b>28,457</b>	<b>3,831</b>	<b>3,831</b>	<b>7,104</b>	<b>7,280</b>	<b>12,330</b>	<b>12,190</b>	<b>1,475</b>	<b>1,417</b>	<b>21,024</b>	<b>20,560</b>	<b>75,252</b>	<b>69,904</b>
19	Weld	8,324	7,952	89	89	3,661	3,464	2,780	2,853	361	383	7,813	7,674	23,028	22,326
20	Boulder	4,010	4,068	1,906	1,906	2,246	2,219	1,233	1,289	345	355	3,332	3,385	13,072	11,316
	Boulder-Longmont	1,531	1,480	0	0	830	858	309	349	0	0	1,208	1,135	3,878	3,822
		<b>Total</b>	<b>5,541</b>	<b>5,548</b>	<b>1,906</b>	<b>1,906</b>	<b>3,076</b>	<b>3,077</b>	<b>1,542</b>	<b>1,638</b>	<b>345</b>	<b>355</b>	<b>4,540</b>	<b>4,520</b>	<b>16,950</b>
21	Mesa	5,403	5,416	52	52	3,019	2,679	2,259	2,223	244	264	3,670	3,488	14,647	14,070
22	Dolores	27	27	12	12	29	30	77	83	7	7	51	49	203	196
	Montezuma	514	513	360	360	592	572	469	457	51	49	947	815	2,933	2,406
		<b>Total</b>	<b>541</b>	<b>540</b>	<b>372</b>	<b>372</b>	<b>621</b>	<b>602</b>	<b>546</b>	<b>540</b>	<b>58</b>	<b>56</b>	<b>998</b>	<b>864</b>	<b>3,136</b>
<b>State Total Without Denver County Court</b>		<b>138,631</b>	<b>137,744</b>	<b>18,095</b>	<b>18,095</b>	<b>60,682</b>	<b>59,799</b>	<b>69,782</b>	<b>70,107</b>	<b>7,309</b>	<b>7,266</b>	<b>118,215</b>	<b>116,252</b>	<b>412,714</b>	<b>391,168</b>
<b>State Total With Denver County Court</b>		<b>163,423</b>	<b>n/a<sup>(a)</sup></b>	<b>23,583</b>	<b>n/a<sup>(a)</sup></b>	<b>78,293</b>	<b>n/a<sup>(a)</sup></b>	<b>n/a<sup>(a)</sup></b>	<b>n/a<sup>(b)</sup></b>	<b>8,642</b>	<b>n/a<sup>(a)</sup></b>	<b>206,022</b>	<b>n/a<sup>(b)</sup></b>	<b>549,745</b>	<b>n/a<sup>(a)</sup></b>

(a) Termination numbers are not available.

(b) Denver County Traffic and Infraction cases are combined.

(c) Termination totals do not include Felony Complaints.

**Table 28:  
Court and Jury Trials for County Court  
Fiscal Year 2016**

District	Court Location	Civil		Misdemeanor		Small Claims	Traffic		Infractions	Total*	
		Court Trials	Jury Trials	Court Trials	Jury Trials	Court Trials	Court Trials	Jury Trials	Final Hearings	Court Trials	Jury Trials
1	Gilpin	1	0	3	6	6	0	0	6	10	6
	Jefferson	54	1	11	98	214	11	77	161	290	176
	<b>Total</b>	<b>55</b>	<b>1</b>	<b>14</b>	<b>104</b>	<b>220</b>	<b>11</b>	<b>77</b>	<b>167</b>	<b>300</b>	<b>182</b>
3	Huerfano	1	0	0	0	3	0	0	13	4	0
	Las Animas	4	0	0	1	13	0	2	16	17	3
	<b>Total</b>	<b>5</b>	<b>0</b>	<b>0</b>	<b>1</b>	<b>16</b>	<b>0</b>	<b>2</b>	<b>29</b>	<b>21</b>	<b>3</b>
4	El Paso	142	1	12	72	137	2	40	903	293	113
	Teller	3	0	4	3	20	0	3	24	27	6
	<b>Total</b>	<b>145</b>	<b>1</b>	<b>16</b>	<b>75</b>	<b>157</b>	<b>2</b>	<b>43</b>	<b>927</b>	<b>320</b>	<b>119</b>
5	Clear Creek	0	0	1	1	5	1	2	27	7	3
	Eagle	7	0	1	2	42	6	2	61	56	4
	Eagle--Basalt	7	0	1	1	7	0	0	0	15	1
	Lake	0	0	1	1	3	0	1	12	4	2
	Summit	4	0	1	3	12	3	7	47	20	10
	<b>Total</b>	<b>18</b>	<b>0</b>	<b>5</b>	<b>8</b>	<b>69</b>	<b>10</b>	<b>12</b>	<b>147</b>	<b>102</b>	<b>20</b>
6	Archuleta	2	0	0	1	24	1	0	60	27	1
	La Plata	13	1	0	5	11	1	5	84	25	11
	San Juan	1	0	0	0	0	0	0	0	1	0
	<b>Total</b>	<b>16</b>	<b>1</b>	<b>0</b>	<b>6</b>	<b>35</b>	<b>2</b>	<b>5</b>	<b>144</b>	<b>53</b>	<b>12</b>
7	Delta	2	0	1	8	16	2	3	41	21	11
	Gunnison	1	0	1	6	8	2	2	73	12	8
	Hinsdale	0	0	0	0	3	0	0	2	3	0
	Montrose	3	0	2	2	53	2	1	103	60	3
	Montrose-Nucla	0	0	0	1	2	0	0	1	2	1
	Ouray	1	0	1	0	5	0	1	24	7	1
	San Miguel	0	0	0	2	8	0	2	15	8	4
<b>Total</b>	<b>7</b>	<b>0</b>	<b>5</b>	<b>19</b>	<b>95</b>	<b>6</b>	<b>9</b>	<b>259</b>	<b>113</b>	<b>28</b>	
8	Jackson	0	0	0	0	4	0	0	0	4	0
	Larimer	30	0	2	24	160	0	16	123	192	40
	Larimer-Loveland	1	0	2	8	0	1	9	0	4	17
	<b>Total</b>	<b>31</b>	<b>0</b>	<b>4</b>	<b>32</b>	<b>164</b>	<b>1</b>	<b>25</b>	<b>123</b>	<b>200</b>	<b>57</b>
9	Garfield	6	0	0	1	28	1	3	23	35	4
	Garfield-Rifle	11	0	0	3	18	1	5	53	30	8
	Pitkin	2	0	0	2	43	0	2	17	45	4
	Rio Blanco-Meeker	0	0	0	0	2	0	0	4	2	0
	Rio Blanco-Rangely	0	0	0	0	2	0	0	1	2	0
<b>Total</b>	<b>19</b>	<b>0</b>	<b>0</b>	<b>6</b>	<b>93</b>	<b>2</b>	<b>10</b>	<b>98</b>	<b>114</b>	<b>16</b>	
10	Pueblo	99	0	6	64	71	1	9	563	177	73
11	Chaffee	0	0	2	3	4	2	0	21	8	3
	Custer	1	0	0	0	8	0	3	20	9	3
	Fremont	32	1	4	8	11	2	4	50	49	13
	Park	2	0	0	1	8	0	2	18	10	3
	<b>Total</b>	<b>35</b>	<b>1</b>	<b>6</b>	<b>12</b>	<b>31</b>	<b>4</b>	<b>9</b>	<b>109</b>	<b>76</b>	<b>22</b>

\*Does not include Infractions Final Hearings.

**Table 28:  
Court and Jury Trials for County Court  
Fiscal Year 2016**

District	Court Location	Civil		Misdemeanor		Small Claims	Traffic		Infractions	Total*	
		Court Trials	Jury Trials	Court Trials	Jury Trials	Court Trials	Court Trials	Jury Trials	Final Hearings	Court Trials	Jury Trials
12	Alamosa	2	0	2	1	6	1	3	15	11	4
	Conejos	2	0	0	2	4	3	0	15	9	2
	Costilla	0	0	1	2	3	3	1	14	7	3
	Mineral	0	0	0	0	0	0	0	9	0	0
	Rio Grande	2	0	1	1	9	0	1	8	12	2
	Saguache	1	0	0	1	4	0	0	7	5	1
	<b>Total</b>	<b>7</b>	<b>0</b>	<b>4</b>	<b>7</b>	<b>26</b>	<b>7</b>	<b>5</b>	<b>68</b>	<b>44</b>	<b>12</b>
13	Kit Carson	1	0	0	4	7	0	4	1	8	8
	Logan	3	0	0	13	16	1	4	10	20	17
	Morgan	9	0	1	2	22	0	1	13	32	3
	Phillips	0	0	1	6	13	0	0	1	14	6
	Sedgwick	0	0	0	0	2	1	0	0	3	0
	Washington	0	0	0	1	1	0	2	13	1	3
	Yuma	0	0	0	2	2	0	2	2	2	4
<b>Total</b>	<b>13</b>	<b>0</b>	<b>2</b>	<b>28</b>	<b>63</b>	<b>2</b>	<b>13</b>	<b>40</b>	<b>80</b>	<b>41</b>	
14	Grand	2	0	0	3	12	0	2	13	14	5
	Moffat	1	0	0	4	20	0	3	3	21	7
	Routt	4	0	0	2	26	0	4	20	30	6
	<b>Total</b>	<b>7</b>	<b>0</b>	<b>0</b>	<b>9</b>	<b>58</b>	<b>0</b>	<b>9</b>	<b>36</b>	<b>65</b>	<b>18</b>
15	Baca	0	0	0	0	1	0	0	2	1	0
	Cheyenne	1	0	0	0	3	0	0	7	4	0
	Kiowa	0	0	0	0	0	0	1	16	0	1
	Prowers	11	0	0	0	9	0	1	6	20	1
	<b>Total</b>	<b>12</b>	<b>0</b>	<b>0</b>	<b>0</b>	<b>13</b>	<b>0</b>	<b>2</b>	<b>31</b>	<b>25</b>	<b>2</b>
16	Bent	8	0	0	3	6	0	1	15	14	4
	Crowley	0	0	1	1	12	0	1	3	13	2
	Otero	7	0	1	4	28	0	4	12	36	8
	<b>Total</b>	<b>15</b>	<b>0</b>	<b>2</b>	<b>8</b>	<b>46</b>	<b>0</b>	<b>6</b>	<b>30</b>	<b>63</b>	<b>14</b>
17	Adams	149	2	12	139	174	11	102	322	346	243
	Broomfield	0	0	0	17	19	0	8	4	19	25
	<b>Total</b>	<b>149</b>	<b>2</b>	<b>12</b>	<b>156</b>	<b>193</b>	<b>11</b>	<b>110</b>	<b>326</b>	<b>365</b>	<b>268</b>
18	Arapahoe	0	0	4	67	96	6	104	447	106	171
	Arapahoe-Littleton	38	1	0	0	30	0	0	0	68	1
	Douglas	30	2	5	20	60	3	35	254	98	57
	Elbert	3	1	1	0	7	0	4	130	11	5
	Lincoln	0	0	0	0	3	3	5	6	6	5
	<b>Total</b>	<b>71</b>	<b>4</b>	<b>10</b>	<b>87</b>	<b>196</b>	<b>12</b>	<b>148</b>	<b>837</b>	<b>289</b>	<b>239</b>
19	Weld	20	1	0	97	47	1	49	103	68	147
20	Boulder	20	0	2	30	103	4	24	24	129	54
	Boulder-Longmont	5	0	2	12	0	0	8	17	7	20
	<b>Total</b>	<b>25</b>	<b>0</b>	<b>4</b>	<b>42</b>	<b>103</b>	<b>4</b>	<b>32</b>	<b>41</b>	<b>136</b>	<b>74</b>
21	Mesa	32	1	5	38	44	2	23	190	83	62
22	Dolores	1	0	0	0	5	0	0	1	6	0
	Montezuma	14	0	1	12	23	0	9	27	38	21
	<b>Total</b>	<b>15</b>	<b>0</b>	<b>1</b>	<b>12</b>	<b>28</b>	<b>0</b>	<b>9</b>	<b>28</b>	<b>44</b>	<b>21</b>
<b>State Total</b>		<b>796</b>	<b>12</b>	<b>96</b>	<b>811</b>	<b>1,768</b>	<b>78</b>	<b>607</b>	<b>4,296</b>	<b>2,738</b>	<b>1,430</b>

\*Does not include Infractions Final Hearings.

**Table 29:  
DUI/DWAI Filings by District  
Fiscal Year 2007 to Fiscal Year 2016**

District	FY07	FY08	FY09	FY10	FY11	FY12	FY13	FY14	FY15	FY16
1	2,835	2,539	2,659	2,218	2,152	1,902	1,982	2,054	2,068	1,997
Denver County <sup>(a)</sup>	3,130	3,491	4,283	3,249	3,064	2,932	2,692	2,371	2,597	2,612
3	201	178	207	242	219	147	164	155	137	137
4	3,748	4,177	4,129	3,530	3,067	2,871	2,757	2,572	2,768	2,390
5	1,238	1,082	1,016	936	910	927	869	874	889	963
6	562	476	536	504	475	477	473	458	472	585
7	734	724	749	697	572	532	522	504	509	557
8	2,086	2,387	2,173	2,008	1,656	1,623	1,811	1,778	1,539	1,464
9	941	832	907	672	654	687	584	604	494	653
10	942	945	965	887	828	671	629	634	542	559
11	445	471	393	377	328	319	344	340	357	344
12	414	446	463	391	550	420	336	320	300	269
13	466	448	453	415	325	376	388	378	361	298
14	606	597	540	531	469	403	360	399	372	405
15	178	132	157	127	136	151	128	101	107	146
16	173	188	199	178	195	137	128	168	177	89
17	3,538	3,123	3,347	3,252	3,121	3,164	3,021	3,029	2,718	2,487
18	3,874	3,960	3,792	3,930	3,547	3,605	4,053	4,016	3,866	3,298
19	1,914	1,791	1,663	1,533	1,334	1,139	1,118	1,205	1,178	1,067
20	1,960	1,838	1,614	1,587	1,364	1,341	1,518	1,250	1,204	1,117
21	864	851	994	987	866	651	587	775	751	638
22	203	282	233	188	178	212	168	139	138	143
<b>State Totals Without Denver County Court</b>	<b>27,922</b>	<b>27,467</b>	<b>27,189</b>	<b>25,190</b>	<b>22,946</b>	<b>21,755</b>	<b>21,940</b>	<b>21,753</b>	<b>20,947</b>	<b>19,606</b>
<b>State Totals</b>	<b>31,052</b>	<b>31,442</b>	<b>31,472</b>	<b>31,055</b>	<b>30,958</b>	<b>31,472</b>	<b>24,632</b>	<b>24,124</b>	<b>23,544</b>	<b>22,218</b>

(a) Filings do not include DUI charges filed with Misdemeanor or Criminal Case classes



**Table 30:  
County Court Civil Filings by Case Type  
Fiscal Year 2016**

District	Court Location	Forcible Entry and Detainer	Foreign Judgment	Money	Name Change	Other	Protection Order	Protection Order Domestic Abuse	Replevin	Total
1	Gilpin	25	0	78	4	2	9	9	0	127
	Jefferson	3,531	16	11,090	208	119	846	474	40	16,324
	<b>Total</b>	<b>3,556</b>	<b>16</b>	<b>11,168</b>	<b>212</b>	<b>121</b>	<b>855</b>	<b>483</b>	<b>40</b>	<b>16,451</b>
3	Huerfano	28	1	74	1	2	15	4	1	126
	Las Animas	45	0	235	6	0	115	14	2	417
	<b>Total</b>	<b>73</b>	<b>1</b>	<b>309</b>	<b>7</b>	<b>2</b>	<b>130</b>	<b>18</b>	<b>3</b>	<b>543</b>
4	El Paso	7,532	17	12,556	262	19	516	2,469	56	23,427
	Teller	61	0	218	12	0	28	51	2	372
	<b>Total</b>	<b>7,593</b>	<b>17</b>	<b>12,774</b>	<b>274</b>	<b>19</b>	<b>544</b>	<b>2,520</b>	<b>58</b>	<b>23,799</b>
5	Clear Creek	45	0	71	0	4	33	0	0	153
	Eagle	114	4	384	14	1	74	0	2	593
	Eagle-Basalt	15	0	9	5	0	14	1	0	44
	Lake	64	0	128	5	1	9	2	1	210
	Summit	78	1	226	10	2	48	9	0	374
	<b>Total</b>	<b>316</b>	<b>5</b>	<b>818</b>	<b>34</b>	<b>8</b>	<b>178</b>	<b>12</b>	<b>3</b>	<b>1,374</b>
6	Archuleta	28	1	101	2	12	46	22	1	213
	La Plata	137	4	675	16	1	171	52	3	1,059
	San Juan	1	0	2	0	0	6	0	0	9
	<b>Total</b>	<b>166</b>	<b>5</b>	<b>778</b>	<b>18</b>	<b>13</b>	<b>223</b>	<b>74</b>	<b>4</b>	<b>1,281</b>
7	Delta	106	1	483	6	4	79	45	1	725
	Gunnison	20	1	145	8	3	32	9	1	219
	Hinsdale	3	0	3	1	0	0	0	0	7
	Montrose	212	0	629	15	1	55	77	2	991
	Montrose-Nucla	4	0	17	1	2	4	4	0	32
	Ouray	6	0	29	0	2	10	4	0	51
	San Miguel	17	0	66	3	0	17	15	0	118
<b>Total</b>	<b>368</b>	<b>2</b>	<b>1,372</b>	<b>34</b>	<b>12</b>	<b>197</b>	<b>154</b>	<b>4</b>	<b>2,143</b>	
8	Jackson	1	0	8	0	0	1	0	0	10
	Larimer	1,020	5	3,661	132	9	283	147	13	5,270
	Larimer-Loveland	272	3	1,636	20	2	46	82	6	2,067
	<b>Total</b>	<b>1,293</b>	<b>8</b>	<b>5,305</b>	<b>152</b>	<b>11</b>	<b>330</b>	<b>229</b>	<b>19</b>	<b>7,347</b>
9	Garfield	63	2	401	14	8	72	5	1	566
	Garfield-Rifle	131	0	522	4	2	23	36	3	721
	Pitkin	30	2	97	9	2	41	6	0	187
	Rio Blanco-Meeker	3	0	55	0	1	0	1	0	60
	Rio Blanco-Rangely	6	0	25	0	3	0	3	0	37
	<b>Total</b>	<b>233</b>	<b>4</b>	<b>1,100</b>	<b>27</b>	<b>16</b>	<b>136</b>	<b>51</b>	<b>4</b>	<b>1,571</b>
10	Pueblo	1,289	0	4,244	50	30	346	427	19	6,405
11	Chaffee	37	0	194	5	2	18	10	2	268
	Custer	15	0	35	2	0	15	4	0	71
	Fremont	207	2	669	11	6	143	60	5	1,103
	Park	40	0	156	6	4	27	13	1	247
	<b>Total</b>	<b>299</b>	<b>2</b>	<b>1,054</b>	<b>24</b>	<b>12</b>	<b>203</b>	<b>87</b>	<b>8</b>	<b>1,689</b>

**Table 30:  
County Court Civil Filings by Case Type  
Fiscal Year 2016**

District	Court Location	Forcible Entry and Detainer	Foreign Judgment	Money	Name Change	Other	Protection Order	Protection Order Domestic Abuse	Replevin	Total
12	Alamosa	83	0	337	9	0	87	28	5	549
	Conejos	11	0	123	0	0	24	8	1	167
	Costilla	4	0	25	0	1	21	9	1	61
	Mineral	0	0	5	0	0	2	0	1	8
	Rio Grande	45	1	163	7	6	37	3	0	262
	Saguache	16	0	61	0	1	33	10	1	122
	<b>Total</b>		159	1	714	16	8	204	58	9
13	Kit Carson	9	0	100	2	1	8	1	0	121
	Logan	101	0	355	3	0	31	4	2	496
	Morgan	107	0	555	13	2	47	7	4	735
	Phillips	3	1	54	0	0	7	4	2	71
	Sedgwick	4	0	58	1	1	3	1	0	68
	Washington	7	0	61	5	0	3	3	0	79
	Yuma	13	1	134	2	1	12	1	1	165
<b>Total</b>		244	2	1,317	26	5	111	21	9	1,735
14	Grand	52	0	127	0	1	34	5	0	219
	Moffat	56	1	126	2	2	19	7	1	214
	Routt	29	1	149	6	0	40	1	0	226
	<b>Total</b>	137	2	402	8	3	93	13	1	659
15	Baca	3	0	27	0	0	8	6	0	44
	Cheyenne	0	0	16	1	0	5	1	0	23
	Kiowa	0	0	13	0	0	3	0	0	16
	Prowers	31	0	150	5	4	74	13	1	278
	<b>Total</b>	34	0	206	6	4	90	20	1	361
16	Bent	10	1	67	0	0	31	0	0	109
	Crowley	14	1	48	3	1	10	20	1	98
	Otero	93	0	425	2	3	63	85	3	674
	<b>Total</b>	117	2	540	5	4	104	105	4	881
17	Adams	6,301	15	12,521	215	130	528	736	52	20,498
	Broomfield	537	1	751	38	5	51	43	2	1,428
	<b>Total</b>	6,838	16	13,272	253	135	579	779	54	21,926
18	Arapahoe-Centennial	1	0	0	1	7	687	392	0	1,088
	Arapahoe-Littleton	9,323	16	12,688	304	34	298	116	60	22,839
	Douglas	1,155	9	3,591	110	39	149	126	3	5,182
	Elbert	28	0	198	7	1	29	13	2	278
	Lincoln	10	2	56	2	2	15	14	0	101
	<b>Total</b>	10,517	27	16,533	424	83	1,178	661	65	29,488
19	Weld	1,600	5	5,641	100	44	417	476	41	8,324
20	Boulder	899	6	2,567	107	32	225	171	3	4,010
	Boulder-Longmont	149	0	1,103	34	18	120	97	10	1,531
	<b>Total</b>	1,048	6	3,670	141	50	345	268	13	5,541
21	Mesa	1,032	2	3,477	65	9	255	534	29	5,403
22	Dolores	6	1	9	0	0	11	0	0	27
	Montezuma	51	0	282	2	5	95	76	3	514
	<b>Total</b>	57	1	291	2	5	106	76	3	541
<b>State Total</b>		<b>36,969</b>	<b>124</b>	<b>84,985</b>	<b>1,878</b>	<b>594</b>	<b>6,624</b>	<b>7,066</b>	<b>391</b>	<b>138,631</b>
<b>Percent of State Total</b>		<b>27%</b>	<b>0.09%</b>	<b>61%</b>	<b>1%</b>	<b>0.43%</b>	<b>5%</b>	<b>5%</b>	<b>0.28%</b>	<b>100%</b>

**Table 31:  
County Court Misdemeanor Filings by Case Type  
Fiscal Year 2016**

District	Court Location	Cruelty								
		Alcohol	Animal Violation	Arson	Assault	Bail Violation	Child Abuse	Criminal Mischief	to Animals	Curfew Violation
1	Gilpin	8	23	0	16	0	11	6	1	0
	Jefferson	271	194	4	213	3	266	94	12	128
	<b>Total</b>	<b>279</b>	<b>217</b>	<b>4</b>	<b>229</b>	<b>3</b>	<b>277</b>	<b>100</b>	<b>13</b>	<b>128</b>
3	Huerfano	6	0	0	9	0	0	1	2	0
	Las Animas	6	1	0	21	0	13	21	0	0
	<b>Total</b>	<b>12</b>	<b>1</b>	<b>0</b>	<b>30</b>	<b>0</b>	<b>13</b>	<b>22</b>	<b>2</b>	<b>0</b>
4	El Paso	170	88	18	483	1	307	210	169	11
	Teller	11	22	2	23	0	7	12	0	0
	<b>Total</b>	<b>181</b>	<b>110</b>	<b>20</b>	<b>506</b>	<b>1</b>	<b>314</b>	<b>222</b>	<b>169</b>	<b>11</b>
5	Clear Creek	21	12	1	8	0	5	9	1	0
	Eagle	49	20	1	56	4	15	16	2	0
	Eagle-Basalt	0	3	0	1	0	1	2	0	0
	Lake	16	39	0	13	2	1	14	0	0
	Summit	30	8	0	30	25	6	17	0	0
<b>Total</b>	<b>116</b>	<b>82</b>	<b>2</b>	<b>108</b>	<b>31</b>	<b>28</b>	<b>58</b>	<b>3</b>	<b>0</b>	
6	Archuleta	12	33	0	9	19	6	4	1	0
	La Plata	23	44	0	75	32	22	26	2	0
	San Juan	1	2	0	2	0	0	3	0	0
	<b>Total</b>	<b>36</b>	<b>79</b>	<b>0</b>	<b>86</b>	<b>51</b>	<b>28</b>	<b>33</b>	<b>3</b>	<b>0</b>
7	Delta	23	7	1	17	2	9	12	0	0
	Gunnison	28	19	1	22	16	8	6	1	0
	Hinsdale	0	0	0	1	0	0	0	0	0
	Montrose	7	52	0	35	7	20	16	2	0
	Montrose-Nucla	0	0	0	3	0	0	2	0	0
	Ouray	0	8	0	6	0	2	2	0	0
	San Miguel	4	6	0	12	3	5	9	0	0
<b>Total</b>	<b>62</b>	<b>92</b>	<b>2</b>	<b>96</b>	<b>28</b>	<b>44</b>	<b>47</b>	<b>3</b>	<b>0</b>	
8	Jackson	1	0	0	4	0	2	0	0	0
	Larimer	194	116	2	220	15	35	101	1	0
	Larimer-Loveland	100	66	0	85	8	26	46	0	0
	<b>Total</b>	<b>295</b>	<b>182</b>	<b>2</b>	<b>309</b>	<b>23</b>	<b>63</b>	<b>147</b>	<b>1</b>	<b>0</b>
9	Garfield	42	26	0	31	0	4	23	1	0
	Garfield-Rifle	57	80	0	25	0	11	11	1	0
	Pitkin	50	7	1	43	1	3	4	0	0
	Rio Blanco-Meeker	1	1	0	4	0	2	1	0	0
	Rio Blanco-Rangely	13	1	0	0	0	3	1	0	0
<b>Total</b>	<b>163</b>	<b>115</b>	<b>1</b>	<b>103</b>	<b>1</b>	<b>23</b>	<b>40</b>	<b>2</b>	<b>0</b>	
10	Pueblo	50	164	0	149	2	52	41	7	13
11	Chaffee	34	13	0	15	1	3	22	0	0
	Custer	4	9	1	7	1	4	3	0	0
	Fremont	27	39	0	72	6	20	22	15	0
	Park	13	43	1	9	12	5	3	0	0
	<b>Total</b>	<b>78</b>	<b>104</b>	<b>2</b>	<b>103</b>	<b>20</b>	<b>32</b>	<b>50</b>	<b>15</b>	<b>0</b>

**Table 31:  
County Court Misdemeanor Filings by Case Type  
Fiscal Year 2016**

District	Court Location	Domestic		Fare				Habitual		
		Violence	Drugs	Escape	Evasion	Forgery	Fraud	Gambling	Traffic	Harassment
1	Gilpin	64	25	0	0	10	51	223	33	22
	Jefferson	1,464	406	47	0	5	5	0	444	102
	<b>Total</b>	<b>1,528</b>	<b>431</b>	<b>47</b>	<b>0</b>	<b>15</b>	<b>56</b>	<b>223</b>	<b>477</b>	<b>124</b>
3	Huerfano	52	16	0	0	0	5	0	9	5
	Las Animas	69	9	1	0	1	1	3	10	16
	<b>Total</b>	<b>121</b>	<b>25</b>	<b>1</b>	<b>0</b>	<b>1</b>	<b>6</b>	<b>3</b>	<b>19</b>	<b>21</b>
4	El Paso	2,456	513	29	0	4	34	1	234	289
	Teller	104	27	0	0	0	4	62	2	21
	<b>Total</b>	<b>2,560</b>	<b>540</b>	<b>29</b>	<b>0</b>	<b>4</b>	<b>38</b>	<b>63</b>	<b>236</b>	<b>310</b>
5	Clear Creek	48	17	0	0	0	0	0	10	12
	Eagle	141	61	0	0	0	0	0	21	43
	Eagle-Basalt	14	1	0	0	0	0	0	0	5
	Lake	45	25	0	0	0	0	0	1	15
	Summit	121	23	0	0	0	0	0	0	30
	<b>Total</b>	<b>369</b>	<b>127</b>	<b>0</b>	<b>0</b>	<b>0</b>	<b>0</b>	<b>0</b>	<b>32</b>	<b>105</b>
6	Archuleta	49	3	0	0	0	0	0	7	11
	La Plata	187	27	0	0	1	2	1	4	41
	San Juan	2	0	0	0	0	0	0	0	6
	<b>Total</b>	<b>238</b>	<b>30</b>	<b>0</b>	<b>0</b>	<b>1</b>	<b>2</b>	<b>1</b>	<b>11</b>	<b>58</b>
7	Delta	88	31	1	0	0	3	0	27	16
	Gunnison	45	21	0	0	1	2	0	6	19
	Hinsdale	2	2	0	0	0	0	0	0	0
	Montrose	179	34	0	0	1	0	0	39	9
	Montrose-Nucla	4	1	0	0	0	2	0	0	2
	Ouray	6	7	0	0	0	0	0	6	3
	San Miguel	20	11	0	0	0	0	0	1	17
<b>Total</b>	<b>344</b>	<b>107</b>	<b>1</b>	<b>0</b>	<b>2</b>	<b>7</b>	<b>0</b>	<b>79</b>	<b>66</b>	
8	Jackson	3	0	0	0	0	0	0	0	2
	Larimer	552	251	3	0	9	2	0	119	137
	Larimer-Loveland	312	151	0	0	0	3	0	100	52
	<b>Total</b>	<b>867</b>	<b>402</b>	<b>3</b>	<b>0</b>	<b>9</b>	<b>5</b>	<b>0</b>	<b>219</b>	<b>191</b>
9	Garfield	85	57	0	0	0	1	0	16	23
	Garfield-Rifle	163	26	0	0	0	1	0	13	22
	Pitkin	4	0	0	0	0	0	0	0	32
	Rio Blanco-Meeker	9	0	0	0	0	0	0	0	3
	Rio Blanco-Rangely	13	14	0	0	0	0	0	0	3
<b>Total</b>	<b>274</b>	<b>97</b>	<b>0</b>	<b>0</b>	<b>0</b>	<b>2</b>	<b>0</b>	<b>29</b>	<b>83</b>	
10	Pueblo	844	52	4	0	2	0	0	86	45
11	Chaffee	74	18	2	0	0	3	0	3	12
	Custer	8	0	0	0	0	0	0	0	3
	Fremont	152	55	1	0	0	8	0	1	48
	Park	56	43	0	0	0	0	0	7	8
	<b>Total</b>	<b>290</b>	<b>116</b>	<b>3</b>	<b>0</b>	<b>0</b>	<b>11</b>	<b>0</b>	<b>11</b>	<b>71</b>

**Table 31:  
County Court Misdemeanor Filings by Case Type  
Fiscal Year 2016**

District	Court Location	Municipal Appeal (Court Not of Record)					Protection Order	Public Indecency	Public Peace and Order
		Menacing		Other	Perjury	Prostitution	Violation		
1	Gilpin	3	0	101	0	0	80	2	0
	Jefferson	12	0	476	0	19	565	11	91
	<b>Total</b>	15	0	577	0	19	645	13	91
3	Huerfano	0	0	11	0	0	13	0	0
	Las Animas	5	0	18	0	0	42	1	44
	<b>Total</b>	5	0	29	0	0	55	1	44
4	El Paso	23	0	456	2	21	121	34	250
	Teller	7	0	48	0	0	25	2	0
	<b>Total</b>	30	0	504	2	21	146	36	250
5	Clear Creek	1	0	30	0	0	44	0	3
	Eagle	8	0	43	0	0	59	0	29
	Eagle-Basalt	1	0	11	0	0	6	0	0
	Lake	0	0	43	0	0	30	0	4
	Summit	5	0	37	0	0	59	1	20
<b>Total</b>	15	0	164	0	0	198	1	56	
6	Archuleta	0	0	12	0	0	36	1	0
	La Plata	6	0	91	0	0	98	1	18
	San Juan	0	0	4	0	0	4	0	0
	<b>Total</b>	6	0	107	0	0	138	2	18
7	Delta	2	0	26	0	0	59	0	2
	Gunnison	0	0	14	0	0	75	1	21
	Hinsdale	0	0	2	0	0	2	0	0
	Montrose	3	0	37	0	0	132	1	8
	Montrose-Nucla	0	1	5	0	0	4	0	0
	Ouray	1	0	7	0	0	5	0	0
	San Miguel	0	0	18	0	0	21	1	2
<b>Total</b>	6	1	109	0	0	298	3	33	
8	Jackson	0	0	2	0	0	1	0	2
	Larimer	12	0	285	0	11	200	23	263
	Larimer-Loveland	9	0	191	0	2	147	7	71
	<b>Total</b>	21	0	478	0	13	348	30	336
9	Garfield	1	0	15	0	0	76	6	15
	Garfield-Rifle	1	0	35	0	0	61	3	18
	Pitkin	0	0	29	0	0	19	1	0
	Rio Blanco-Meeker	0	0	7	0	0	6	1	0
	Rio Blanco-Rangely	2	0	3	0	0	15	0	4
<b>Total</b>	4	0	89	0	0	177	11	37	
10	Pueblo	9	0	62	4	1	704	2	21
11	Chaffee	1	0	206	0	0	40	3	40
	Custer	2	0	15	0	0	11	0	1
	Fremont	6	0	101	0	1	121	10	13
	Park	2	0	20	0	0	12	0	2
	<b>Total</b>	11	0	342	0	1	184	13	56

**Table 31:  
County Court Misdemeanor Filings by Case Type  
Fiscal Year 2016**

District	Court Location	Sex Offenses	Under Age				Total	
			Theft	Trespass	Alcohol Offense	Weapon Wildlife		
1	Gilpin	4	37	20	0	2	1	743
	Jefferson	88	774	102	199	82	65	6,142
	<b>Total</b>	92	811	122	199	84	66	6,885
3	Huerfano	2	9	10	4	2	18	174
	Las Animas	2	154	20	19	7	43	527
	<b>Total</b>	4	163	30	23	9	61	701
4	El Paso	71	1,234	235	190	136	39	7,829
	Teller	3	44	10	8	7	10	461
	<b>Total</b>	74	1,278	245	198	143	49	8,290
5	Clear Creek	2	4	9	13	6	55	311
	Eagle	4	25	21	52	8	6	684
	Eagle-Basalt	0	0	1	12	0	2	60
	Lake	1	8	5	2	7	4	275
	Summit	6	40	35	27	4	11	535
	<b>Total</b>	13	77	71	106	25	78	1,865
6	Archuleta	1	8	1	2	2	14	231
	La Plata	2	49	37	19	16	12	836
	San Juan	0	0	0	0	0	0	24
	<b>Total</b>	3	57	38	21	18	26	1,091
7	Delta	7	31	6	13	5	6	394
	Gunnison	3	19	7	19	5	13	372
	Hinsdale	0	0	5	0	0	2	16
	Montrose	0	29	4	79	17	5	716
	Montrose-Nucla	0	0	2	13	2	3	44
	Ouray	0	6	2	5	5	26	97
	San Miguel	2	4	12	11	0	2	161
	<b>Total</b>	12	89	38	140	34	57	1,800
8	Jackson	0	0	0	4	0	7	28
	Larimer	41	612	214	184	30	13	3,645
	Larimer-Loveland	14	274	57	22	25	85	1,853
	<b>Total</b>	55	886	271	210	55	105	5,526
9	Garfield	2	22	18	43	6	1	514
	Garfield-Rifle	2	14	5	40	6	45	640
	Pitkin	3	18	16	17	0	2	250
	Rio Blanco-Meeker	0	0	1	0	3	6	45
	Rio Blanco-Rangely	2	2	1	0	3	0	80
	<b>Total</b>	9	56	41	100	18	54	1,529
10	Pueblo	21	215	32	116	24	131	2,853
11	Chaffee	2	32	6	44	3	27	604
	Custer	0	8	4	15	2	5	103
	Fremont	15	120	30	18	15	24	940
	Park	0	1	3	0	2	100	342
	<b>Total</b>	17	161	43	77	22	156	1,989

**Table 31:  
County Court Misdemeanor Filings by Case Type  
Fiscal Year 2016**

District	Court Location	Cruelty								
		Alcohol	Animal Violation	Arson	Assault	Bail Violation	Child Abuse	Criminal Mischief	to Animals	Curfew Violation
12	Alamosa	18	3	0	22	0	15	13	0	0
	Conejos	1	1	1	10	0	4	4	0	0
	Costilla	6	2	1	6	1	3	4	2	0
	Mineral	0	0	0	0	0	0	1	0	0
	Rio Grande	4	0	0	10	0	5	3	0	0
	Saguache	3	7	0	4	0	0	4	1	0
	<b>Total</b>	<b>32</b>	<b>13</b>	<b>2</b>	<b>52</b>	<b>1</b>	<b>27</b>	<b>29</b>	<b>3</b>	<b>0</b>
13	Kit Carson	13	4	0	6	4	7	3	1	0
	Logan	6	0	0	24	1	17	5	1	0
	Morgan	29	10	0	27	0	10	11	0	0
	Phillips	3	1	0	5	0	5	1	0	0
	Sedgwick	3	2	0	5	0	4	1	0	0
	Washington	6	0	0	5	0	3	3	1	0
	Yuma	2	5	0	11	2	1	2	0	0
<b>Total</b>	<b>62</b>	<b>22</b>	<b>0</b>	<b>83</b>	<b>7</b>	<b>47</b>	<b>26</b>	<b>3</b>	<b>0</b>	
14	Grand	9	11	0	20	3	7	10	0	0
	Moffat	6	5	3	19	6	15	22	2	0
	Routt	19	21	0	13	2	6	20	0	0
	<b>Total</b>	<b>34</b>	<b>37</b>	<b>3</b>	<b>52</b>	<b>11</b>	<b>28</b>	<b>52</b>	<b>2</b>	<b>0</b>
15	Baca	6	0	0	4	0	0	0	1	0
	Cheyenne	2	0	0	0	0	0	0	0	0
	Kiowa	0	0	0	1	0	2	0	0	0
	Prowers	23	9	0	8	1	7	13	0	0
	<b>Total</b>	<b>31</b>	<b>9</b>	<b>0</b>	<b>13</b>	<b>1</b>	<b>9</b>	<b>13</b>	<b>1</b>	<b>0</b>
16	Bent	3	9	0	15	1	3	4	0	0
	Crowley	0	0	0	10	0	1	0	0	0
	Otero	24	20	0	9	1	17	3	4	0
	<b>Total</b>	<b>27</b>	<b>29</b>	<b>0</b>	<b>34</b>	<b>2</b>	<b>21</b>	<b>7</b>	<b>4</b>	<b>0</b>
17	Adams	425	106	2	161	0	259	73	3	5
	Broomfield	28	0	0	25	0	6	9	0	0
	<b>Total</b>	<b>453</b>	<b>106</b>	<b>2</b>	<b>186</b>	<b>0</b>	<b>265</b>	<b>82</b>	<b>3</b>	<b>5</b>
18	Arapahoe	396	88	0	150	1	205	69	6	46
	Douglas	73	93	0	97	1	79	36	1	49
	Elbert	3	14	2	8	1	3	0	0	0
	Lincoln	0	0	0	5	3	1	5	0	0
	<b>Total</b>	<b>472</b>	<b>195</b>	<b>2</b>	<b>260</b>	<b>6</b>	<b>288</b>	<b>110</b>	<b>7</b>	<b>95</b>
19	Weld	189	73	2	184	1	99	67	3	0
20	Boulder	151	28	3	147	3	47	65	3	0
	Boulder-Longmont	24	11	3	45	4	42	22	0	0
	<b>Total</b>	<b>175</b>	<b>39</b>	<b>6</b>	<b>192</b>	<b>7</b>	<b>89</b>	<b>87</b>	<b>3</b>	<b>0</b>
21	Mesa	251	300	1	156	4	68	83	5	0
22	Dolores	1	2	0	6	0	0	1	0	0
	Montezuma	30	18	0	39	27	9	13	1	0
	<b>Total</b>	<b>31</b>	<b>20</b>	<b>0</b>	<b>45</b>	<b>27</b>	<b>9</b>	<b>14</b>	<b>1</b>	<b>0</b>
<b>State Total</b>		<b>3,029</b>	<b>1,989</b>	<b>51</b>	<b>2,976</b>	<b>227</b>	<b>1,824</b>	<b>1,330</b>	<b>253</b>	<b>252</b>
<b>Percent of State Total</b>		<b>5%</b>	<b>3%</b>	<b>0.08%</b>	<b>5%</b>	<b>0%</b>	<b>3%</b>	<b>2%</b>	<b>0%</b>	<b>0.42%</b>

**Table 31:  
County Court Misdemeanor Filings by Case Type  
Fiscal Year 2016**

District	Court Location									
		Domestic Violence	Drugs	Escape	Fare Evasion	Forgery	Fraud	Gambling	Habitual Traffic	Harassment
12	Alamosa	75	61	1	0	0	18	0	30	11
	Conejos	24	8	0	0	0	8	0	17	14
	Costilla	15	6	0	0	0	0	0	3	6
	Mineral	2	2	0	0	0	0	0	0	0
	Rio Grande	54	23	0	0	0	21	0	15	6
	Saguache	16	6	0	0	0	0	0	1	8
	<b>Total</b>	<b>186</b>	<b>106</b>	<b>1</b>	<b>0</b>	<b>0</b>	<b>47</b>	<b>0</b>	<b>66</b>	<b>45</b>
13	Kit Carson	28	16	0	0	0	0	0	0	5
	Logan	94	9	0	0	2	0	0	18	11
	Morgan	87	28	0	0	0	1	1	35	13
	Phillips	19	2	0	0	0	0	0	2	1
	Sedgwick	17	3	0	0	0	0	0	0	5
	Washington	11	6	0	0	1	0	0	1	2
	Yuma	21	2	0	0	0	1	0	2	6
<b>Total</b>	<b>277</b>	<b>66</b>	<b>0</b>	<b>0</b>	<b>3</b>	<b>2</b>	<b>1</b>	<b>58</b>	<b>43</b>	
14	Grand	37	13	0	0	0	1	0	5	10
	Moffat	67	34	0	0	0	0	0	7	4
	Routt	106	22	0	0	0	1	0	6	21
	<b>Total</b>	<b>210</b>	<b>69</b>	<b>0</b>	<b>0</b>	<b>0</b>	<b>2</b>	<b>0</b>	<b>18</b>	<b>35</b>
15	Baca	16	3	0	0	0	1	0	6	1
	Cheyenne	7	6	0	0	0	1	0	0	1
	Kiowa	4	0	0	0	0	1	0	1	0
	Prowers	92	28	0	0	0	4	0	15	23
	<b>Total</b>	<b>119</b>	<b>37</b>	<b>0</b>	<b>0</b>	<b>0</b>	<b>7</b>	<b>0</b>	<b>22</b>	<b>25</b>
16	Bent	33	3	0	0	0	0	0	5	15
	Crowley	10	2	0	0	0	1	0	2	2
	Otero	122	31	0	0	0	7	0	30	9
	<b>Total</b>	<b>165</b>	<b>36</b>	<b>0</b>	<b>0</b>	<b>0</b>	<b>8</b>	<b>0</b>	<b>37</b>	<b>26</b>
17	Adams	1,216	434	2	0	2	0	0	624	84
	Broomfield	139	14	0	0	0	0	0	39	11
	<b>Total</b>	<b>1,355</b>	<b>448</b>	<b>2</b>	<b>0</b>	<b>2</b>	<b>0</b>	<b>0</b>	<b>663</b>	<b>95</b>
18	Arapahoe	565	198	15	0	6	8	0	420	70
	Douglas	516	114	1	0	0	2	0	69	63
	Elbert	35	34	0	0	0	0	0	9	7
	Lincoln	20	4	1	0	0	0	0	8	4
	<b>Total</b>	<b>1,136</b>	<b>350</b>	<b>17</b>	<b>0</b>	<b>6</b>	<b>10</b>	<b>0</b>	<b>506</b>	<b>144</b>
19	Weld	961	256	58	0	1	4	0	436	68
20	Boulder	412	70	19	0	3	4	0	48	99
	Boulder-Longmont	218	28	3	0	0	0	0	27	42
	<b>Total</b>	<b>630</b>	<b>98</b>	<b>22</b>	<b>0</b>	<b>3</b>	<b>4</b>	<b>0</b>	<b>75</b>	<b>141</b>
21	Mesa	478	181	1	0	2	5	0	84	76
22	Dolores	2	0	0	0	0	0	0	0	2
	Montezuma	125	47	1	0	0	9	0	16	14
	<b>Total</b>	<b>127</b>	<b>47</b>	<b>1</b>	<b>0</b>	<b>0</b>	<b>9</b>	<b>0</b>	<b>16</b>	<b>16</b>
<b>State Total</b>		<b>13,079</b>	<b>3,621</b>	<b>190</b>	<b>0</b>	<b>51</b>	<b>225</b>	<b>291</b>	<b>3,180</b>	<b>1,788</b>
<b>Percent of State Total</b>		<b>22%</b>	<b>6%</b>	<b>0.31%</b>	<b>0.00%</b>	<b>0.08%</b>	<b>0%</b>	<b>0.48%</b>	<b>5%</b>	<b>3%</b>



**Table 31:  
County Court Misdemeanor Filings by Case Type  
Fiscal Year 2016**

District	Court Location	Municipal Appeal (Court Not of Record)					Protection Order	Public Indecency	Public Peace and Order
		Menacing		Other	Perjury	Prostitution	Violation		Order
12	Alamosa	4	0	47	0	0	65	0	0
	Conejos	1	0	5	0	0	24	1	17
	Costilla	0	0	18	0	0	16	0	14
	Mineral	1	0	2	0	0	0	0	0
	Rio Grande	0	1	9	0	0	28	0	19
	Saguache	0	0	2	0	0	9	0	2
	<b>Total</b>	<b>6</b>	<b>1</b>	<b>83</b>	<b>0</b>	<b>0</b>	<b>142</b>	<b>1</b>	<b>52</b>
13	Kit Carson	0	0	8	0	0	21	0	1
	Logan	0	0	20	0	0	82	5	2
	Morgan	2	1	109	0	0	87	1	5
	Phillips	0	0	5	0	0	14	0	7
	Sedgwick	0	0	8	0	0	6	0	0
	Washington	0	0	10	0	0	12	2	0
	Yuma	0	0	8	0	0	8	1	0
<b>Total</b>	<b>2</b>	<b>1</b>	<b>168</b>	<b>0</b>	<b>0</b>	<b>230</b>	<b>9</b>	<b>15</b>	
14	Grand	2	0	11	0	0	36	1	14
	Moffat	0	0	23	0	0	66	0	14
	Routt	1	0	20	0	0	46	1	2
	<b>Total</b>	<b>3</b>	<b>0</b>	<b>54</b>	<b>0</b>	<b>0</b>	<b>148</b>	<b>2</b>	<b>30</b>
15	Baca	0	0	5	0	0	4	0	0
	Cheyenne	0	0	0	0	0	2	0	3
	Kiowa	0	0	0	0	0	0	0	0
	Prowers	0	0	8	0	0	31	0	48
	<b>Total</b>	<b>0</b>	<b>0</b>	<b>13</b>	<b>0</b>	<b>0</b>	<b>37</b>	<b>0</b>	<b>51</b>
16	Bent	1	0	10	0	0	25	2	0
	Crowley	0	0	6	0	0	10	1	1
	Otero	5	0	23	0	0	82	0	14
	<b>Total</b>	<b>6</b>	<b>0</b>	<b>39</b>	<b>0</b>	<b>0</b>	<b>117</b>	<b>3</b>	<b>15</b>
17	Adams	16	0	473	0	30	713	59	155
	Broomfield	5	0	36	0	0	77	0	3
	<b>Total</b>	<b>21</b>	<b>0</b>	<b>509</b>	<b>0</b>	<b>30</b>	<b>790</b>	<b>59</b>	<b>158</b>
18	Arapahoe	5	0	305	0	10	760	23	46
	Douglas	6	0	262	0	5	350	7	53
	Elbert	0	0	23	0	0	47	0	0
	Lincoln	0	0	4	0	2	10	1	2
	<b>Total</b>	<b>11</b>	<b>0</b>	<b>594</b>	<b>0</b>	<b>17</b>	<b>1,167</b>	<b>31</b>	<b>101</b>
19	Weld	7	0	220	0	6	436	4	1
20	Boulder	11	0	67	0	0	192	3	185
	Boulder-Longmont	9	0	74	0	0	122	2	40
	<b>Total</b>	<b>20</b>	<b>0</b>	<b>141</b>	<b>0</b>	<b>0</b>	<b>314</b>	<b>5</b>	<b>225</b>
21	Mesa	13	0	229	0	4	400	12	80
22	Dolores	0	0	0	0	0	1	0	6
	Montezuma	3	0	22	0	0	120	1	18
	<b>Total</b>	<b>3</b>	<b>0</b>	<b>22</b>	<b>0</b>	<b>0</b>	<b>121</b>	<b>1</b>	<b>24</b>
<b>State Total</b>		<b>214</b>	<b>3</b>	<b>4,533</b>	<b>6</b>	<b>112</b>	<b>6,795</b>	<b>239</b>	<b>1,694</b>
<b>Percent of State Total</b>		<b>0.35%</b>	<b>0.005%</b>	<b>7%</b>	<b>0.01%</b>	<b>0.18%</b>	<b>11%</b>	<b>0.39%</b>	<b>3%</b>

**Table 31:  
County Court Misdemeanor Filings by Case Type  
Fiscal Year 2016**

District	Court Location	Sex Offenses	Under Age				Total	
			Theft	Trespass	Alcohol Offense	Weapon Wildlife		
12	Alamosa	1	33	1	9	7	0	434
	Conejos	1	20	1	6	2	11	181
	Costilla	3	1	0	0	6	13	126
	Mineral	0	1	0	1	0	0	10
	Rio Grande	1	20	2	7	2	8	238
	Saguache	0	4	4	0	3	9	83
	<b>Total</b>	6	79	8	23	20	41	1,072
13	Kit Carson	1	9	4	9	4	1	145
	Logan	12	17	14	22	3	7	372
	Morgan	1	8	14	16	4	33	533
	Phillips	1	3	2	4	3	0	78
	Sedgwick	0	5	0	0	1	0	60
	Washington	0	2	4	1	2	8	80
	Yuma	3	5	3	2	3	4	92
<b>Total</b>	18	49	41	54	20	53	1,360	
14	Grand	1	16	10	7	8	31	263
	Moffat	1	43	7	46	12	8	410
	Routt	2	20	10	89	7	40	475
	<b>Total</b>	4	79	27	142	27	79	1,148
15	Baca	0	0	0	6	0	5	58
	Cheyenne	0	0	1	0	0	0	23
	Kiowa	0	0	0	4	0	1	14
	Prowers	0	66	20	12	1	5	414
	<b>Total</b>	0	66	21	22	1	11	509
16	Bent	0	11	3	0	1	12	156
	Crowley	0	2	0	1	0	4	53
	Otero	0	21	14	41	6	5	488
	<b>Total</b>	0	34	17	42	7	21	697
17	Adams	66	236	131	55	62	6	5,398
	Broomfield	4	84	4	1	3	0	488
	<b>Total</b>	70	320	135	56	65	6	5,886
18	Arapahoe	40	230	127	263	49	79	4,180
	Douglas	13	289	29	284	29	114	2,635
	Elbert	0	6	6	3	4	2	207
	Lincoln	0	7	1	2	2	0	82
	<b>Total</b>	53	532	163	552	84	195	7,104
19	Weld	23	312	87	87	44	32	3,661
20	Boulder	35	446	66	73	23	43	2,246
	Boulder-Longmont	13	48	17	28	7	1	830
	<b>Total</b>	48	494	83	101	30	44	3,076
21	Mesa	15	283	57	137	44	50	3,019
22	Dolores	0	4	0	0	0	4	29
	Montezuma	0	46	9	7	6	11	592
	<b>Total</b>	0	50	9	7	6	15	621
<b>State Total</b>		<b>537</b>	<b>6,091</b>	<b>1,579</b>	<b>2,413</b>	<b>780</b>	<b>1,330</b>	<b>60,682</b>
<b>Percent of State Total</b>		<b>1%</b>	<b>10%</b>	<b>3%</b>	<b>4%</b>	<b>1%</b>	<b>2%</b>	<b>100%</b>

**Table 32:  
County Court Small Claims Filings by Case Type  
Fiscal Year 2016**

District	Court Location	Breach of				Other	Total
		Contract	Covenant	Landlord Tenant	Money		
1	Gilpin	0	0	0	7	0	7
	Jefferson	58	3	136	586	4	787
	<i>Total</i>	58	3	136	593	4	794
3	Huerfano	0	0	0	14	0	14
	Las Animas	0	0	0	37	0	37
	<i>Total</i>	0	0	0	51	0	51
4	El Paso	6	0	20	1,057	2	1,085
	Teller	1	0	7	17	1	26
	<i>Total</i>	7	0	27	1,074	3	1,111
5	Clear Creek	0	0	0	13	1	14
	Eagle	0	0	1	134	0	135
	Eagle-Basalt	0	0	0	29	1	30
	Lake	0	0	0	12	0	12
	Summit	0	0	0	47	1	48
	<i>Total</i>	0	0	1	235	3	239
6	Archuleta	0	0	0	47	2	49
	La Plata	0	0	2	93	0	95
	San Juan	0	0	0	1	0	1
	<i>Total</i>	0	0	2	141	2	145
7	Delta	0	0	1	42	0	43
	Gunnison	1	0	4	19	0	24
	Hinsdale	0	0	0	12	0	12
	Montrose	1	1	7	61	0	70
	Montrose-Nucla	0	0	0	2	0	2
	Ouray	0	4	0	12	0	16
	San Miguel	0	0	5	13	0	18
	<i>Total</i>	2	5	17	161	0	185
8	Jackson	0	0	0	9	0	9
	Larimer	71	1	80	290	37	479
	Larimer-Loveland	0	0	0	0	0	0
	<i>Total</i>	71	1	80	299	37	488
9	Garfield	14	0	28	42	18	102
	Garfield-Rifle	1	1	4	38	0	44
	Pitkin	0	0	11	48	0	59
	Rio Blanco-Meeker	0	0	0	8	0	8
	Rio Blanco-Rangley	0	1	0	3	0	4
	<i>Total</i>	15	2	43	139	18	217
10	Pueblo	0	0	21	209	1	231
11	Chaffee	0	0	0	29	0	29
	Custer	0	0	0	13	0	13
	Fremont	0	0	6	71	0	77
	Park	5	0	5	9	0	19
	<i>Total</i>	5	0	11	122	0	138

**Table 32:  
County Court Small Claims Filings by Case Type  
Fiscal Year 2016**

District	Court Location	Case Type					Total
		Breach of Contract	Covenant	Landlord Tenant	Money	Other	
12	Alamosa	0	0	0	31	0	31
	Conejos	0	0	0	10	0	10
	Costilla	0	0	0	13	0	13
	Mineral	0	0	0	0	0	0
	Rio Grande	0	0	0	15	0	15
	Saguache	0	0	0	19	0	19
	<b>Total</b>		0	0	0	88	0
13	Kit Carson	0	0	0	14	0	14
	Logan	0	0	0	30	0	30
	Morgan	0	0	0	64	0	64
	Phillips	1	0	4	15	0	20
	Sedgwick	0	0	0	10	0	10
	Washington	0	0	0	16	0	16
	Yuma	0	0	0	34	0	34
	<b>Total</b>		1	0	4	183	0
14	Grand	0	0	3	37	0	40
	Moffat	0	0	1	37	0	38
	Routt	0	0	0	50	0	50
	<b>Total</b>		0	0	4	124	0
15	Baca	0	0	2	5	0	7
	Cheyenne	0	0	0	4	0	4
	Kiowa	0	0	0	0	0	0
	Prowers	0	0	2	31	0	33
	<b>Total</b>		0	0	4	40	0
16	Bent	0	0	1	7	0	8
	Crowley	0	0	0	17	0	17
	Otero	0	0	0	44	0	44
	<b>Total</b>		0	0	1	68	0
17	Adams	12	1	31	597	3	644
	Broomfield	0	0	0	66	0	66
	<b>Total</b>		12	1	31	663	3
18	Arapahoe	51	1	67	415	66	600
	Arapahoe-Littleton	60	4	43	363	11	481
	Douglas	41	5	47	245	3	341
	Elbert	0	1	3	39	1	44
	Lincoln	0	0	0	9	0	9
	<b>Total</b>		152	11	160	1,071	81
19	Weld	0	0	0	360	1	361
20	Boulder	44	0	80	209	12	345
	Boulder-Longmont	0	0	0	0	0	0
	<b>Total</b>		44	0	80	209	12
21	Mesa	1	0	2	241	0	244
22	Dolores	0	0	3	4	0	7
	Montezuma	0	0	0	51	0	51
	<b>Total</b>		0	0	3	55	0
<b>State Total</b>		<b>368</b>	<b>23</b>	<b>627</b>	<b>6,126</b>	<b>165</b>	<b>7,309</b>
<b>Percent of State Total</b>		<b>5%</b>	<b>0.31%</b>	<b>9%</b>	<b>84%</b>	<b>2%</b>	<b>100%</b>

**Table 33:  
County Court Traffic Filings by Case Type  
Fiscal Year 2016**

District	Court Location	Driving Under Suspension, Revocation or Denial	Driving Under the Influence	Driving While Ability Impaired	Motor Vehicle	Municipal Appeal (Court Not of Record)	Total
1	Gilpin	135	100	5	227	0	467
	Jefferson	4,423	1,834	58	5,896	0	12,211
	<b>Total</b>	<b>4,558</b>	<b>1,934</b>	<b>63</b>	<b>6,123</b>	<b>0</b>	<b>12,678</b>
3	Huerfano	115	55	3	252	0	425
	Las Animas	192	76	3	539	0	810
	<b>Total</b>	<b>307</b>	<b>131</b>	<b>6</b>	<b>791</b>	<b>0</b>	<b>1,235</b>
4	El Paso	4,815	2,146	74	8,928	2	15,965
	Teller	218	154	16	392	0	780
	<b>Total</b>	<b>5,033</b>	<b>2,300</b>	<b>90</b>	<b>9,320</b>	<b>2</b>	<b>16,745</b>
5	Clear Creek	167	89	6	853	0	1,115
	Eagle	455	379	18	1,003	0	1,855
	Eagle-Basalt	32	32	1	38	0	103
	Lake	105	55	0	254	0	414
	Summit	355	367	16	850	0	1,588
	<b>Total</b>	<b>1,114</b>	<b>922</b>	<b>41</b>	<b>2,998</b>	<b>0</b>	<b>5,075</b>
6	Archuleta	115	78	1	192	0	386
	La Plata	581	479	23	1,033	1	2,117
	San Juan	0	4	0	0	31	35
	<b>Total</b>	<b>696</b>	<b>561</b>	<b>24</b>	<b>1,225</b>	<b>32</b>	<b>2,538</b>
7	Delta	297	136	6	426	1	866
	Gunnison	62	135	11	241	0	449
	Hinsdale	0	3	0	15	0	18
	Montrose	340	141	10	508	0	999
	Montrose-Nucla	10	6	0	20	0	36
	Ouray	66	32	1	142	0	241
	San Miguel	35	75	1	82	0	193
	<b>Total</b>	<b>810</b>	<b>528</b>	<b>29</b>	<b>1,434</b>	<b>1</b>	<b>2,802</b>
8	Jackson	12	4	0	30	0	46
	Larimer	1,109	887	23	1,964	0	3,983
	Larimer-Loveland	940	524	26	1,177	0	2,667
	<b>Total</b>	<b>2,061</b>	<b>1,415</b>	<b>49</b>	<b>3,171</b>	<b>0</b>	<b>6,696</b>
9	Garfield	262	294	18	623	0	1,197
	Garfield-Rifle	287	171	4	536	0	998
	Pitkin	92	127	0	148	0	367
	Rio Blanco-Meeker	30	19	0	125	0	174
	Rio Blanco-Rangely	21	17	3	63	0	104
	<b>Total</b>	<b>692</b>	<b>628</b>	<b>25</b>	<b>1,495</b>	<b>0</b>	<b>2,840</b>
10	Pueblo	1,412	550	9	1,667	0	3,638
11	Chaffee	0	72	8	225	0	305
	Custer	23	16	1	74	0	114
	Fremont	288	171	5	471	0	935
	Park	183	71	0	287	0	541
	<b>Total</b>	<b>494</b>	<b>330</b>	<b>14</b>	<b>1,057</b>	<b>0</b>	<b>1,895</b>

**Table 33:  
County Court Traffic Filings by Case Type  
Fiscal Year 2016**

District	Court Location	Driving Under Suspension, Revocation or Denial	Driving Under the Influence	Driving While Ability Impaired	Motor Vehicle	Municipal Appeal (Court Not of Record)	Total
12	Alamosa	343	139	5	394	0	881
	Conejos	99	33	0	111	0	243
	Costilla	84	18	3	208	0	313
	Mineral	26	2	0	99	0	127
	Rio Grande	243	55	1	237	0	536
	Saguache	55	10	3	129	0	197
	<b>Total</b>		<b>850</b>	<b>257</b>	<b>12</b>	<b>1,178</b>	<b>0</b>
13	Kit Carson	63	31	3	186	0	283
	Logan	173	66	2	336	0	577
	Morgan	351	108	4	666	0	1,129
	Phillips	25	8	1	50	0	84
	Sedgwick	20	8	1	89	0	118
	Washington	73	25	2	136	0	236
	Yuma	78	38	1	127	0	244
<b>Total</b>		<b>783</b>	<b>284</b>	<b>14</b>	<b>1,590</b>	<b>0</b>	<b>2,671</b>
14	Grand	113	162	3	266	0	544
	Moffat	105	82	2	202	0	391
	Routt	110	151	5	428	0	694
	<b>Total</b>	<b>328</b>	<b>395</b>	<b>10</b>	<b>896</b>	<b>0</b>	<b>1,629</b>
15	Baca	2	8	1	90	0	101
	Cheyenne	9	20	0	81	0	110
	Kiowa	20	2	1	83	0	106
	Prowers	161	101	13	700	0	975
	<b>Total</b>	<b>192</b>	<b>131</b>	<b>15</b>	<b>954</b>	<b>0</b>	<b>1,292</b>
16	Bent	15	10	1	131	0	157
	Crowley	43	10	2	41	0	96
	Otero	210	62	4	231	0	507
	<b>Total</b>	<b>268</b>	<b>82</b>	<b>7</b>	<b>403</b>	<b>0</b>	<b>760</b>
17	Adams	4,831	2,292	20	7,177	0	14,320
	Broomfield	506	173	2	378	0	1,059
	<b>Total</b>	<b>5,337</b>	<b>2,465</b>	<b>22</b>	<b>7,555</b>	<b>0</b>	<b>15,379</b>
18	Arapahoe	4,813	2,480	40	6,796	0	14,129
	Douglas	1,682	676	24	3,358	0	5,740
	Elbert	152	55	0	322	0	529
	Lincoln	73	20	3	530	0	626
	<b>Total</b>	<b>6,720</b>	<b>3,231</b>	<b>67</b>	<b>11,006</b>	<b>0</b>	<b>21,024</b>
19	Weld	2,869	1,021	46	3,877	0	7,813
20	Boulder	809	769	41	1,713	0	3,332
	Boulder-Longmont	359	298	9	542	0	1,208
	<b>Total</b>	<b>1,168</b>	<b>1,067</b>	<b>50</b>	<b>2,255</b>	<b>0</b>	<b>4,540</b>
21	Mesa	1,319	625	13	1,712	1	3,670
22	Dolores	14	11	0	26	0	51
	Montezuma	236	128	4	579	0	947
	<b>Total</b>	<b>250</b>	<b>139</b>	<b>4</b>	<b>605</b>	<b>0</b>	<b>998</b>
<b>State Total</b>		<b>37,261</b>	<b>18,996</b>	<b>610</b>	<b>61,312</b>	<b>36</b>	<b>118,215</b>
<b>Percent of State Total</b>		<b>32%</b>	<b>16%</b>	<b>1%</b>	<b>52%</b>	<b>0.03%</b>	<b>100%</b>

The background image is a faded, light-colored photograph of an outdoor water court. It features several stone benches arranged in a semi-circle. In the center, there is a low stone wall or fountain structure. The ground is paved with large, light-colored tiles. The overall scene is bright and airy, with a soft, hazy atmosphere.

# **SECTION V: WATER COURT**

# Water Court Judges

---

**Division One**

**Greeley**

**James Hartmann, Jr.**

**Division Two**

**Pueblo**

**Larry C. Schwartz**

**Division Three**

**Alamosa**

**Pattie P. Swift**

**Division Four**

**Montrose**

**J. Steven Patrick**

**Division Five**

**Glenwood Springs**

**James B. Boyd**

**Division Six**

**Steamboat Springs**

**Michael A. O'Hara, III**

**Division Seven**

**Durango**

**Gregory G. Lyman**



# ***Water Court***

---

The Water Right Determination and Administration Act of 1969 created seven water divisions based upon the drainage patterns of major rivers in Colorado: the South Platte, Arkansas, Rio Grande, Gunnison, Colorado, White and San Juan rivers. A division engineer appointed by the state engineer; a water judge appointed by the Colorado Supreme Court; a water referee appointed by the water judge; and a water clerk assigned by the district court staff each water division.

Water judges are district judges who have jurisdiction in the determination of water rights, the use and administration of water, and all other water matters within the jurisdiction of the water division. There are no jury trials in water courts, and all appeals are filed directly with the Colorado Supreme Court.

All water courts operate under a standard case definition approved by the Colorado Supreme Court in 1981. This made possible the establishment of water court filing standards, which have been reported annually by water divisions since July 1, 1981.

Specific information regarding each of the seven water divisions is available at <http://www.courts.state.co.us/Courts/Water/Index.cfm>.

**Table 34:**  
**Water Court Filings, Claims, and Percent Change**  
**Fiscal Year 2015 and Fiscal Year 2016**

Division	County		FY2015	FY2016	Percent Change
One	Weld County, Greeley	Filings	220	235	7%
		Claims	1,215	1,430	18%
Two	Pueblo County, Pueblo	Filings	83	109	31%
		Claims	365	439	20%
Three	Alamosa County, Alamosa	Filings	53	39	-26%
		Claims	122	99	-19%
Four	Montrose County, Montrose	Filings	162	192	19%
		Claims	337	435	29%
Five	Garfield County, Glenwood Springs	Filings	168	128	-24%
		Claims	773	522	-32%
Six	Routt County, Steamboat Springs	Filings	83	88	6%
		Claims	220	216	-2%
Seven	La Plata County, Durango	Filings	78	53	-32%
		Claims	160	91	-43%
<b>State Total</b>					
		<b>Filings</b>	<b>847</b>	<b>844</b>	-0.35%
		<b>Claims</b>	<b>3,192</b>	<b>3,232</b>	1%

The background of the page is a faded, light-colored photograph of an outdoor park area. In the foreground, there is a large, ornate fountain with multiple tiers and water spraying upwards. To the left, a person is sitting on a bench, looking towards the fountain. In the background, there are trees with yellow and orange leaves, suggesting an autumn setting. The overall scene is bright and airy, with a soft, hazy quality.

**SECTION VI:  
OFFICE OF  
DISPUTE RESOLUTION**

# ***The Office of Dispute Resolution***

---

The Office of Dispute Resolution (ODR) was created by the Colorado Dispute Resolution Act in 1983. The ODR's mission is to establish or make available dispute resolution programs and related services throughout the state, as designated by the Chief Justice of Colorado's Supreme Court. The courts were encouraged to expand use of the Dispute Resolution Act by HJR 97-1020.

ODR assists the court in designing, implementing, and administering dispute resolution programs, including multi-door courthouse programs which provide case screening to assist in matching cases to an appropriate dispute resolution process. ODR provides services, including mediation, parenting coordination/decision making, parenting plan facilitation, family group conferencing, and settlement conferences. ODR also manages the federal Access & Visitation Grant for the State of Colorado providing support and funding for dispute resolution programs targeting never-married parents with the goal of increasing parenting time.

In addition to providing services, ODR helps establish Colorado's dispute resolution policies; provides information to the public; collaborates with other individuals and organizations, including government agencies, state and local bar associations, community mediation centers, schools, private and public dispute resolution programs, and others to increase access to dispute resolution services; consults with state and local governments regarding the design, implementation, and administration of dispute resolution programs; and provides dispute resolution education and training.

ODR neutrals first began mediating cases in fiscal year 1985, with 54 domestic relations cases. In fiscal year 2016, an estimated 8,125 cases were reported from Colorado's 22 judicial districts. These cases included domestic relations, civil, criminal, juvenile, dependency and neglect, child support enforcement, county court, small claims, and probate. Mediation services constituted approximately 98 percent of ODR's services in fiscal year 2016. The remaining two percent of ODR's caseload included limited ADR services in select districts including Early Neutral Assessment, Parenting Coordination/Decision-Making and Parenting Plan Facilitation.

ODR receives a General Fund appropriation for administrative and program costs. Parties generally pay the mediator or neutral directly for services. ODR continues to provide reduced-fee services for qualifying indigent parties based on its General Fund appropriation and continued receipt of the Federal Access and Visitation Program grant funds. General information regarding the Office of Dispute Resolution is available at [www.coloradoODR.org](http://www.coloradoODR.org)

**Table 35:  
ADR Services by Case Type and Disposition Percentage  
FY2016**

Case Type	Cases completely or partially resolved	Cases not resolved <sup>1</sup>	Cases served left with proposal <sup>2</sup>	Cases inappropriate for ADR	Cases ongoing	ADR referred, session not held <sup>3</sup>	Total # of cases reported
<b>Domestic - Initial Filings</b>	2,334	838	207	45	111	249	3,784
<b>Percentage</b>	61.7%	22.1%	5.5%	1.2%	2.9%	6.6%	
<b>Domestic - Modifications</b>	1,158	848	128	14	49	69	2,266
<b>Percentage</b>	51.1%	37.4%	5.6%	0.6%	2.2%	3.0%	
<b>Dependency &amp; Neglect</b>	260	50	28	2	20	30	390
<b>Percentage</b>	66.7%	12.8%	7.2%	0.5%	5.1%	7.7%	
<b>Child Support Enforcement</b>	115	17	9	0	3	30	174
<b>Percentage</b>	66.1%	9.8%	5.2%	0.0%	1.7%	17.2%	
<b>Juvenile</b>	74	23	4	1	4	10	116
<b>Percentage</b>	63.8%	19.8%	3.4%	0.9%	3.4%	8.6%	
<b>District Civil</b>	65	66	27	1	4	6	169
<b>Percentage</b>	38.5%	39.1%	16.0%	0.6%	2.4%	3.6%	
<b>County Civil</b>	256	144	50	2	24	87	563
<b>Percentage</b>	45.5%	25.6%	8.9%	0.4%	4.3%	15.5%	
<b>Criminal</b>	4	0	0	0	0	0	4
<b>Percentage</b>	100.0%	0.0%	0.0%	0.0%	0.0%	0.0%	
<b>Probate</b>	12	7	3	0	0	0	22
<b>Percentage</b>	54.5%	31.8%	13.6%	0.0%	0.0%	0.0%	
<b>Collections</b>	4	2	0	0	0	1	7
<b>Percentage</b>	57.1%	28.6%	0.0%	0.0%	0.0%	14.3%	
<b>Small Claims</b>	332	157	6	3	7	55	560
<b>Percentage</b>	59.3%	28.0%	1.1%	0.5%	1.3%	9.8%	
<b>Restraining Orders</b>	4	2	0	0	0	0	6
<b>Percentage</b>	66.7%	33.3%	0.0%	0.0%	0.0%	0.0%	
<b>HOA</b>	2	3	0	0	0	0	5
<b>Percentage</b>	40.0%	60.0%	0.0%	0.0%	0.0%	0.0%	
<b>Other</b>	30	21	1	2	3	2	59
<b>Percentage</b>	50.8%	35.6%	1.7%	3.4%	5.1%	3.4%	
<b>Total Cases Reported</b>	<b>4,650</b>	<b>2,178</b>	<b>463</b>	<b>70</b>	<b>225</b>	<b>539</b>	<b>8,125</b>
<b>Percentage</b>	57.2%	26.8%	5.7%	0.9%	2.8%	6.6%	

<sup>1</sup> No agreement was reached or award entered at time of service. The parties may or may not have settled subsequent to ADR service; this information is not available.

<sup>2</sup> Parties left with proposed agreement. Information is not available as to whether this agreement was finalized.

<sup>3</sup> ADR session was not held for a variety of reasons, including settlement prior to ADR service, refusal by one party, decision to use another provider, and other.

**Table 36:  
ADR Services Provided by District and Case Type  
FY2016**

Judicial District	Domestic Relations - Initial Filing	Domestic Relations - Modification	Child Support Enforcement	D&N (EPP & Non-EPP)	Juvenile	District Civil	County Civil	Collections	Probate	Small Claims	Criminal	Protection Orders	HOA	Other	Total Cases Served
1	343	270	1	0	11	22	10	0	1	1	0	0	0	1	660
2	240	132	4	170	16	20	8	1	7	0	1	0	0	0	599
3	19	5	0	0	0	2	1	0	0	0	0	0	0	0	27
4	697	489	0	205	30	17	177	0	5	3	2	3	0	7	1635
5	23	23	0	0	0	0	0	1	0	0	0	0	0	0	47
6	1	4	0	0	0	5	0	0	0	7	0	0	0	0	17
7	36	8	0	0	0	2	13	0	0	0	0	0	0	0	59
8	173	113	0	0	4	8	5	0	0	0	0	0	0	0	303
9	43	16	0	1	0	1	1	0	0	0	0	0	0	0	62
10	391	90	1	1	0	8	3	0	3	0	1	0	0	0	498
11	109	32	3	0	0	1	2	0	0	0	0	0	0	0	147
12	3	4	0	0	0	1	1	0	0	1	0	0	0	0	10
13	50	21	0	0	0	1	0	0	0	0	0	0	0	0	72
14	27	20	3	1	1	0	0	0	0	0	0	0	0	0	52
15	5	1	0	0	0	0	0	0	1	0	0	0	0	0	7
16	22	4	0	0	0	0	0	0	0	0	0	0	0	0	26
17	300	363	31	7	32	2	1	0	0	0	0	0	0	0	736
18	690	439	127	1	9	52	323	3	5	546	0	2	5	3	2205
19	202	77	2	0	6	5	5	1	0	0	0	0	0	0	298
20	92	70	2	4	7	20	12	1	0	2	0	0	0	0	210
21	304	83	0	0	0	2	0	0	0	0	0	1	0	48	438
22	14	2	0	0	0	0	1	0	0	0	0	0	0	0	17
<b>State Total</b>	<b>3784</b>	<b>2266</b>	<b>174</b>	<b>390</b>	<b>116</b>	<b>169</b>	<b>563</b>	<b>7</b>	<b>22</b>	<b>560</b>	<b>4</b>	<b>6</b>	<b>5</b>	<b>59</b>	<b>8125</b>

**Table 37:  
Mediation Services Provided by District and Case Type  
FY2016**

Judicial District	Domestic Relations Initial Filing	Domestic Relations - Modification	Child Support Enforcement	D&N (EPP & Non-EPP)	Juvenile	District Civil	County Civil	Collections	Probate	Small Claims	Criminal	Protection Orders	HOA	Other	Total Cases Served
1	319	270	1	0	11	22	10	0	1	1	0	0	0	1	636
2	219	125	4	170	14	20	8	1	7	0	1	0	0	0	569
3	19	5	0	0	0	2	1	0	0	0	0	0	0	0	27
4	697	489	0	205	30	17	175	0	5	3	2	3	0	7	1633
5	23	23	0	0	0	0	0	1	0	0	0	0	0	0	47
6	1	4	0	0	0	5	0	0	0	7	0	0	0	0	17
7	36	8	0	0	0	2	13	0	0	0	0	0	0	0	59
8	173	113	0	0	4	8	5	0	0	0	0	0	0	0	303
9	43	16	0	1	0	1	1	0	0	0	0	0	0	0	62
10	391	90	1	1	0	8	3	0	3	0	1	0	0	0	498
11	109	32	3	0	0	1	2	0	0	0	0	0	0	0	147
12	3	4	0	0	0	1	1	0	0	1	0	0	0	0	10
13	50	21	0	0	0	1	0	0	0	0	0	0	0	0	72
14	27	20	3	1	1	0	0	0	0	0	0	0	0	0	52
15	5	1	0	0	0	0	0	0	1	0	0	0	0	0	7
16	22	4	0	0	0	0	0	0	0	0	0	0	0	0	26
17	259	360	31	7	32	2	1	0	0	0	0	0	0	0	692
18	689	439	127	1	9	52	323	3	5	546	0	2	5	3	2204
19	202	77	2	0	6	5	5	1	0	0	0	0	0	0	298
20	91	66	2	4	7	20	12	1	0	2	0	0	0	0	205
21	304	83	0	0	0	2	0	0	0	0	0	1	0	48	438
22	14	2	0	0	0	0	1	0	0	0	0	0	0	0	17
<b>State Total</b>	<b>3696</b>	<b>2252</b>	<b>174</b>	<b>390</b>	<b>114</b>	<b>169</b>	<b>561</b>	<b>7</b>	<b>22</b>	<b>560</b>	<b>4</b>	<b>6</b>	<b>5</b>	<b>59</b>	<b>8019</b>

The background of the page is a faded, light-colored photograph of an outdoor park area. In the foreground, there are several large, light-colored stone statues. One on the left is a seated female figure, and another on the right is a more abstract, rounded form. In the middle ground, there is a long, dark stone bench. The background shows trees and a building under a bright sky.

# **SECTION VII: FINANCIAL INFORMATION**



# ***Financial Information***

---

In Fiscal Year 2016, the Judicial Branch (Courts and Probation) had a budget of \$529.8 million (\$334.8 million in General Fund, \$156.5 million in cash, \$34.1 million in reappropriated funds, and \$4.4 million in federal funds) and 3,761.5 full-time equivalent staff. The increase over FY 2015 reflects \$6.3 million in statewide common policy adjustments; \$14.4 million in salary survey and merit adjustments; \$5.0 million for new staff, including judges and their support staff, language interpreters, self-represented litigant coordinators, family court facilitators, appellate court staff, regional trainers, HR analyst, and problem-solving court staff; \$3.2 million for special bill and decision item annualizations; and \$9.4 for cash fund support.

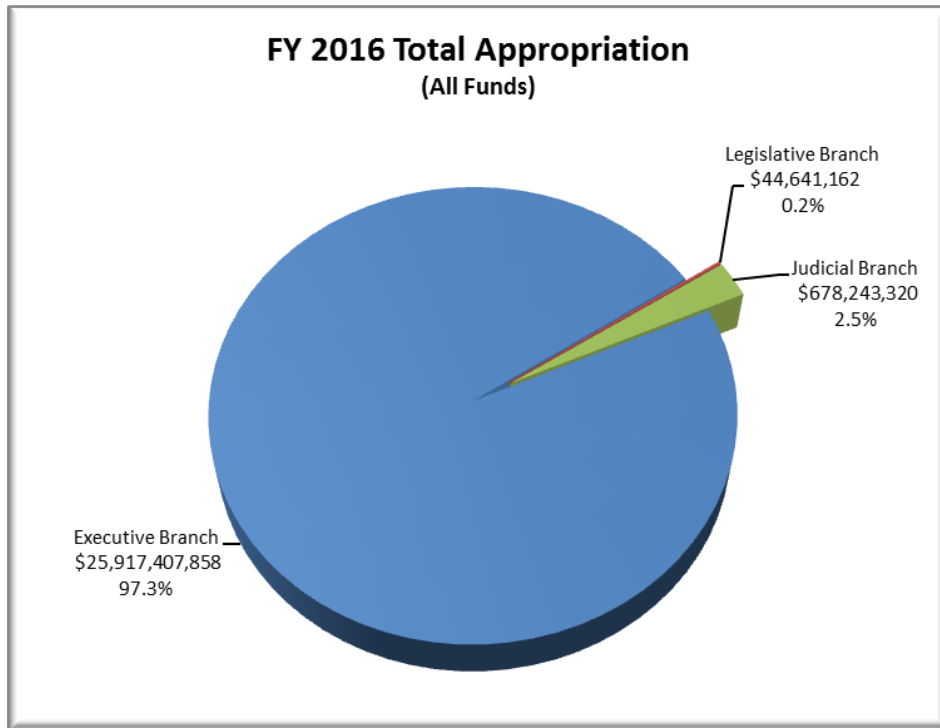
In Fiscal Year 2016, personnel costs of \$265.5 million comprised the largest portion of the budget. Benefits accounted for \$48.3 million, operating costs \$20.0 million, victims' compensation and assistance programs \$29.8 million, and \$22.8 million was appropriated for mandated/interpreter costs for court appointed counsel, jury, interpreter, and court costs. The remaining amounts were appropriated in various areas including federal funds and grants, offender services and treatment, training, courthouse furnishings, leased space, and other miscellaneous items.

## **FY 2016 Courts and Probation Budget Appropriation**

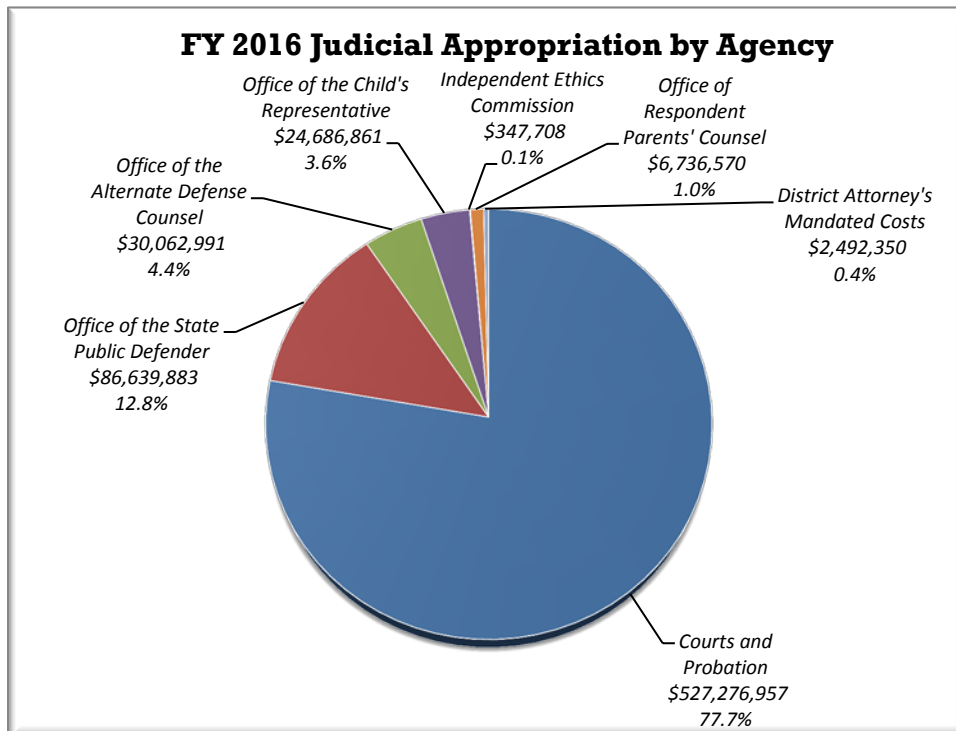
Personal Services (non-Judge)	\$ 211,133,681	40.0%
Personal Services (Judge)	\$ 54,389,924	10.3%
Benefits	\$ 48,285,540	9.2%
Operating	\$ 20,040,941	3.8%
Mandated Costs/Interpreter Costs	\$ 22,769,025	4.3%
Victims Comp/Assistance	\$ 29,775,000	5.6%
Offender Treatment and Services Funding	\$ 49,686,237	9.4%
Federal Funds & Other Grants	\$ 8,500,000	1.6%
Other	\$ 82,696,609	15.7%
	\$ 527,276,957	100%

The Judicial Branch's FY 2016 appropriation (including the Courts and Probation, Office of the State Public Defender, Office of the Alternate Defense Counsel, Office of the Child's Representative, Office of Respondent Parents' Counsel, Independent Ethics Commission and District Attorney Mandated Costs) represented 2.5% of the State of Colorado's total appropriated budget. The Courts and Probation's FY 2016 appropriation represented 2.0% of the State's total appropriated budget.

**Chart 6**

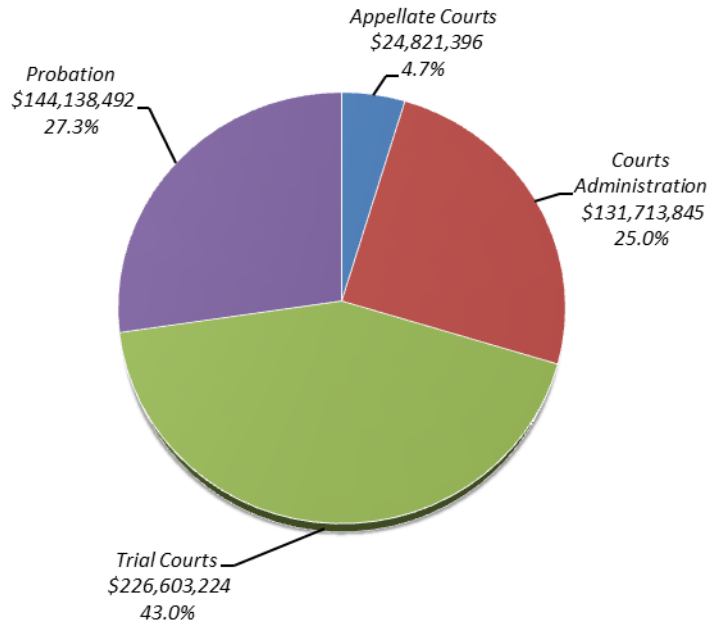


**Chart 7**



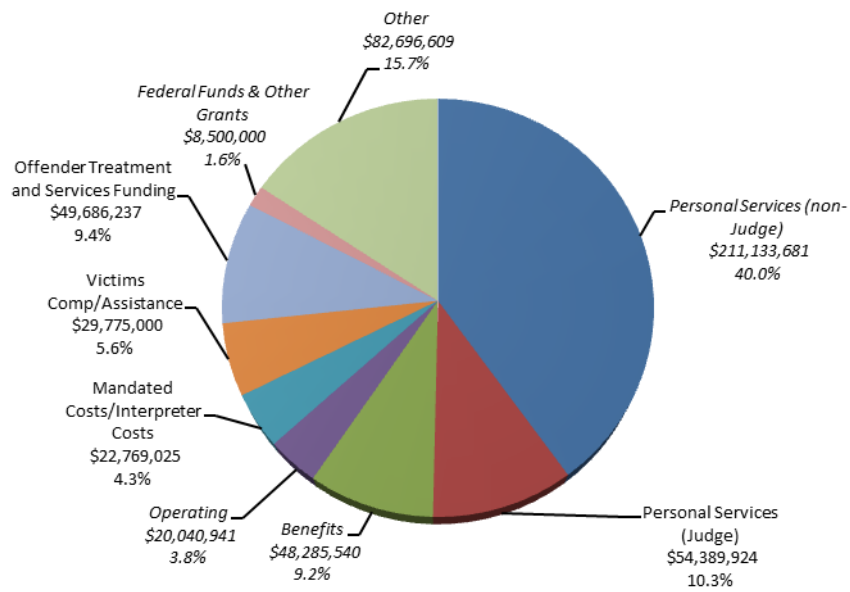
**Chart 8**

**FY 2016 Judicial Appropriation Major Function**



**Chart 9**

**FY 2016 Judicial Appropriation by Major Cost Category**



## **COLORADO JUDICIAL DEPARTMENT Collections / Revenue**

In Fiscal Year 2015-16, the state courts throughout Colorado brought in \$203.6 million. Over fifty different statutory funds and purposes are supported by these revenues including the General Fund, Highway Users Trust Fund, Judicial Stabilization Fund, Correctional Treatment Cash Fund, Offender Services Fund, and many others. Of the total, approximately 27%, or \$55.6 million, went to crime victim related programs, \$31.9 million of which were recoveries of restitution. An additional \$324,667 in interest was collected to further compensate victims.

Collection efforts are concentrated in Collections Investigator offices in the local courts and probation departments. Under this statewide program, the Judicial Branch has implemented a variety of proactive strategies and procedures. Examples include: investigating offenders' assets and earnings; establishing payment plans based on case financial circumstances, issuing garnishments and attachments; locating offenders who are attempting to avoid their obligations; intercepting state income tax refunds, lottery winnings, unclaimed property, and gambling winnings; suspending driver's licenses; and referring accounts to private collection agencies. In addition to the efforts of Collections Investigators, other system personnel also play key roles in the collection process including judges, clerks, probation officers, court administrators, district attorneys, and other criminal justice agencies.

Helping make victims whole through the recovery of restitution continues to be a major area of emphasis for the Colorado courts. Included in this annual report are tables that show, by judicial district, restitution collections over the last three years, as well as total amounts assessed in restitution and funds paid to-date toward those obligations for sentences during Fiscal Years 2012 through 2016 (5 years).

# Table 38

## COLORADO JUDICIAL DEPARTMENT Collections / Revenue

CATEGORY	FY16
<b>GENERAL FUND</b>	
Civil Action Tax and General Fund Civil Fees	\$ 303,152
Miscellaneous Criminal Costs, Forfeitures, and Related	\$ 2,475,700
Miscellaneous Fees/Revenue	\$ 233,954
Public Defender Fees	\$ 453,472
Seized Asset Forfeitures: 1% Statutory Share	\$ 4,002
Victims Assistance (General Fund Portion)	\$ 142,349
<b>Subtotal</b>	<b>\$ 3,612,629</b>
<b>Percentage of Total</b>	<b>1.8%</b>
<b>HIGHWAY USERS TRUST FUND</b>	
D.U.I. Fines (HUTF Portion)	\$ 2,144,438
Highway Construction Workers Safety Fund	\$ 78,211
Traffic Fines & Forfeits	\$ 9,274,856
Wildlife Crossing Zones Safety Account	\$ 2,633
<b>Subtotal</b>	<b>\$ 11,500,138</b>
<b>Percentage of Total</b>	<b>5.6%</b>
<b>VICTIM RESTITUTION AND PROGRAM FUNDS</b>	
Restitution (Reimbursements to Victims of Crime for Losses Incurred)	\$ 31,868,631
Interest on Restitution (Reimbursements to Victims of Crime for Losses Incurred)	\$ 324,667
Victim Address Confidentiality Surcharges (for Department of Personnel & Admin)	\$ 140,610
Victim Assistance Surcharges* (for Local and State Victims Assistance Grant Programs)	\$ 14,875,733
Victim Compensation Costs* (for Local Victims Compensation Programs)	\$ 8,365,658
<b>Subtotal</b>	<b>\$ 55,575,299</b>
<b>Percentage of Total</b>	<b>27.3%</b>
<b>OTHER SPECIAL PURPOSES AND FUNDS</b>	
Adolescent Substance Abuse Surcharges (for Div. of Alcohol & Drug Abuse)	\$ 42,497
Alcohol Evaluation/Supervision Fees	\$ 4,127,338
Child Abuse Investigation Surcharge (for Div. of Criminal Justice)	\$ 253,092
Collaborative Management Incentive Fund (for Dept. of Human Services: divorce fees; formerly "Family Stabilization")	\$ 2,818,031
Colorado Children's Trust Fund (for Dept. of Public Health and Environment)	\$ 366,247
Commercial Vehicle Enterprise Tax Fund (for Dept. of Revenue - Share of Excess Vehicle Wgt Penalties)	\$ 103,458
Correctional Treatment Cash Fund (for Various Criminal Justice Agencies)	\$ 4,606,842
Court Security Fund	\$ 2,200,414
Crimes Against At-Risk Persons Surcharge (for Dept. of Human Services)	\$ 17,663
Disabled Parking Education and Enforcement Fund (for Dept. of Revenue)	\$ 11,010
Discovery Sharing Surcharges (for Colorado District Attorneys Council)	\$ 68,456
Displaced Homemaker Fee (for Dept. of Labor and Employment)	\$ 107,275
Domestic Abuse Program Fund (for Dept. of Human Services)	\$ 171,572
Family Friendly Courts Surcharge	\$ 274,715
Family Violence Justice Fund	\$ 158,644
Felony and Misdemeanor Fines (Judicial Fines Collection Cash Fund)	\$ 1,150,570
Fines - Parks and Outdoor Recreation Fund	\$ 22,549
Fines - Wildlife Cash Fund	\$ 47,269
Illegal Alien - Bond Forfeitures (for Dept. of Corrections and County Jails)	\$ 6,400
Interstate Compact Probation Transfer Cash Fund	\$ 164,062
Judicial Information Technology Fund	\$ 14,273,138
Judicial Performance Fund	\$ 528,597
Judicial Stabilization Fund	\$ 31,582,807
Justice Center Fund	\$ 16,699,085
Juvenile Offender Fund (Youthful Offender Surcharge)	\$ 1,330
Law Enforcement Assistance Fund (for Dept. of Health and Environment, Transportation Safety, Human Services)	\$ 1,581,816
Misc. Cost Recoveries (Various Trial Court and Probation costs recovered, incl. court share of OJW)	\$ 2,977,839
Municipalities & Counties Share of Fees & Fines Collected, DMV's share of OJW	\$ 9,280,230
Offender ID Fund (for Dept. of Public Safety and Judicial Dept.)	\$ 1,035,455
Office of Dispute Resolution Fund	\$ 2,931
Persistent Drunk Driver Surcharge (for Dept. of Transportation, Revenue, Human Services)	\$ 1,965,126
Probation Supervision Fees (Judicial Offender Services Fund)	\$ 15,914,258
Restorative Justice Surcharge	\$ 935,431
Rural Alcohol and Substance Abuse Fund (for Dept. of Human Services)	\$ 113,635
Sex Offender Surcharge Fund (for Various Criminal Justice Agencies)	\$ 566,208
Supreme Court Committee Fund (Combined: Attorney Reg., CLE, Law Examiner Bd.)	\$ 11,347,327
Supreme Court Law Library Fund	\$ 485,763
Tax - Vital Statistics (for Dept. of Public Health and Environment)	\$ 77,112
Time Payment, Late Fees, Collection Costs (Judicial Collection Enhancement Fund)	\$ 5,776,994
Traumatic Brain Injury Surcharges (for Dept. of Human Services)	\$ 886,259
Underfunded Facilities Fund Interest	\$ 6,481
Useful Public Service Fees Collected (Judicial Operated Programs only)	\$ 184,780
<b>Subtotal</b>	<b>\$ 132,940,706</b>
<b>Percentage of Total</b>	<b>65.3%</b>
<b>TOTAL ALL CATEGORIES</b>	<b>\$ 203,628,772</b>

\* Victim Assistance and Victim Comp. totals exclude Federal grant funds and restitution received in these funds.

# Chart 5

Colorado Judicial Department Restitution Collections							
District	County	FY16		FY15		FY14	
1	Gilpin (Central City)	\$ 117,142	\$ 3,151,605	\$ 82,546	\$ 2,329,351	\$ 65,715	\$ 2,532,833
	Jefferson (Golden)	\$ 3,034,463		\$ 2,246,805		\$ 2,467,118	
2	Denver (District)	\$ 5,056,163	\$ 5,195,088	\$ 4,249,895	\$ 4,362,030	\$ 3,756,517	\$ 3,870,954
	Denver (Juvenile)	\$ 138,926		\$ 112,134		\$ 114,437	
3	Huerfano (Walsenburg)	\$ 13,967	\$ 73,129	\$ 11,027	\$ 82,015	\$ 36,373	\$ 90,522
	Las Animas (Trinidad)	\$ 59,162		\$ 70,988		\$ 54,148	
4	El Paso (Colo. Springs)	\$ 4,015,961	\$ 4,154,242	\$ 3,889,352	\$ 3,993,407	\$ 3,310,245	\$ 3,388,071
	Teller (Cripple Creek)	\$ 138,281		\$ 104,056		\$ 77,825	
5	Clear Creek (Georgetown)	\$ 40,286	\$ 912,652	\$ 39,279	\$ 539,429	\$ 38,667	\$ 584,785
	Eagle	\$ 451,313		\$ 251,922		\$ 298,327	
	Eagle (Basalt)	\$ 10,135		\$ 22,964		\$ 12,503	
	Lake (Leadville)	\$ 64,100		\$ 74,285		\$ 67,352	
	Summit (Breckenridge)	\$ 346,817		\$ 150,978		\$ 167,936	
6	Archuleta (Pagosa Springs)	\$ 64,107	\$ 499,054	\$ 101,763	\$ 498,227	\$ 128,384	\$ 461,686
	La Plata (Durango)	\$ 430,268		\$ 393,976		\$ 329,683	
	San Juan (Silverton)	\$ 4,679		\$ 2,488		\$ 3,619	
7	Delta	\$ 74,202	\$ 447,312	\$ 92,353	\$ 349,749	\$ 90,934	\$ 397,363
	Gunnison	\$ 102,848		\$ 77,862		\$ 95,188	
	Hinsdale (Lake City)	\$ 6,989		\$ 139		\$ 1,487	
	Montrose	\$ 194,447		\$ 137,217		\$ 179,169	
	Montrose (Nucla)	\$ 10,236		\$ 1,825		\$ 6,432	
	Ouray	\$ 15,274		\$ 12,208		\$ 9,268	
	San Miguel (Telluride)	\$ 43,316		\$ 28,144		\$ 14,884	
8	Jackson (Walden)	\$ 15,241	\$ 2,241,074	\$ 9,114	\$ 2,553,228	\$ 2,551	\$ 1,667,236
	Larimer (Ft. Collins)	\$ 2,139,590		\$ 2,464,631		\$ 1,561,197	
	Larimer (Loveland)	\$ 86,243		\$ 79,483		\$ 103,488	
9	Garfield (Glenwood Springs)	\$ 171,668	\$ 507,634	\$ 164,298	\$ 299,801	\$ 235,279	\$ 353,735
	Garfield (Rifle)	\$ 9,133		\$ 20,996		\$ 14,872	
	Pitkin (Aspen)	\$ 290,759		\$ 84,704		\$ 62,514	
	Rio Blanco (Meeker)	\$ 28,324		\$ 20,735		\$ 34,425	
	Rio Blanco (Rangely)	\$ 7,749	\$ 9,067	\$ 6,644			
10	Pueblo	\$ 731,201	\$ 731,201	\$ 581,028	\$ 581,028	\$ 578,147	\$ 578,147
11	Chaffee (Salida)	\$ 113,239	\$ 501,438	\$ 127,442	\$ 499,434	\$ 146,265	\$ 457,064
	Custer (Westcliffe)	\$ 16,688		\$ 16,440		\$ 22,651	
	Fremont (Canon City)	\$ 252,783		\$ 269,337		\$ 195,939	
	Park (Fairplay)	\$ 118,728		\$ 86,216		\$ 92,209	
12	Alamosa	\$ 144,907	\$ 344,548	\$ 106,430	\$ 246,419	\$ 134,640	\$ 321,412
	Conejos	\$ 34,481		\$ 22,042		\$ 36,795	
	Costilla (San Luis)	\$ 20,396		\$ 9,812		\$ 37,179	
	Mineral (Creede)	\$ 43,524		\$ 1,032		\$ 837	
	Rio Grande (Del Norte)	\$ 80,285		\$ 70,286		\$ 73,705	
	Saguache	\$ 20,955	\$ 36,818	\$ 38,256			
13	Kit Carson (Burlington)	\$ 52,609	\$ 479,490	\$ 34,730	\$ 392,294	\$ 27,679	\$ 398,650
	Logan (Sterling)	\$ 116,283		\$ 87,577		\$ 66,536	
	Morgan (Ft. Morgan)	\$ 238,065		\$ 205,133		\$ 169,936	
	Phillips (Holyoke)	\$ 4,912		\$ 14,935		\$ 40,777	
	Sedgwick (Julesburg)	\$ 9,014		\$ 3,972		\$ 10,555	
	Washington (Akron)	\$ 19,689		\$ 17,493		\$ 16,031	
	Yuma (Wray)	\$ 38,919	\$ 28,454	\$ 67,136			
14	Grand (Hot Sulphur Springs)	\$ 167,508	\$ 374,248	\$ 81,873	\$ 372,254	\$ 107,230	\$ 334,713
	Moffat (Craig)	\$ 81,534		\$ 171,917		\$ 112,589	
	Routt (Steamboat)	\$ 125,206		\$ 118,464		\$ 114,894	
15	Baca (Springfield)	\$ 16,325	\$ 114,596	\$ 169,507	\$ 233,587	\$ 37,203	\$ 121,794
	Cheyenne (Cheyenne Wells)	\$ 13,446		\$ 11,166		\$ 13,787	
	Kiowa (Eads)	\$ 1,706		\$ 4,694		\$ 4,541	
	Prowers (Lamar)	\$ 83,119		\$ 48,220		\$ 66,263	
16	Bent (Las Animas)	\$ 14,134	\$ 124,222	\$ 9,860	\$ 117,896	\$ 14,826	\$ 120,700
	Crowley (Ordway)	\$ 13,465		\$ 7,487		\$ 8,241	
	Otero (La Junta)	\$ 96,623		\$ 100,549		\$ 97,633	
17	Adams (Brighton)	\$ 2,639,979	\$ 2,884,659	\$ 2,428,027	\$ 2,699,901	\$ 2,137,993	\$ 2,422,397
	Broomfield County	\$ 244,680		\$ 271,874		\$ 284,404	
18	Arapahoe	\$ 3,293,795	\$ 4,924,229	\$ 2,884,982	\$ 4,248,965	\$ 3,446,946	\$ 4,850,163
	Douglas (Castle Rock)	\$ 1,495,292		\$ 1,265,528		\$ 1,258,647	
	Elbert (Kiowa)	\$ 107,412		\$ 85,527		\$ 111,886	
	Lincoln (Hugo)	\$ 27,730		\$ 12,928		\$ 32,684	
19	Weld (Greeley)	\$ 1,341,868	\$ 1,341,868	\$ 1,278,815	\$ 1,278,815	\$ 1,382,012	\$ 1,382,012
20	Boulder	\$ 1,542,444	\$ 1,661,153	\$ 1,728,528	\$ 1,824,781	\$ 1,325,202	\$ 1,402,406
	Boulder (Longmont)	\$ 118,709		\$ 96,253		\$ 77,204	
21	Mesa (Grand Junction)	\$ 1,063,051	\$ 1,063,051	\$ 923,554	\$ 923,554	\$ 994,488	\$ 994,488
22	Dolores (Dove Creek)	\$ 7,749	\$ 142,136	\$ 3,386	\$ 100,869	\$ 6,717	\$ 147,462
	Montezuma (Cortez)	\$ 134,387		\$ 97,482		\$ 140,744	
<b>Total</b>			\$ 31,868,631		\$ 28,527,032		\$ 26,878,593

Note: Excludes Interest

# Chart B Restitution by Year of Sentence

## Colorado Judicial Department

SHOWING EACH YEAR'S ASSESSED TOTAL AND  
AMOUNTS PAID AS OF SEPTEMBER 9, 2016  
(non-joint & several, and excludes interest)

District	Assessed Group	FY2011-12 Sentences						FY2012-13 Sentences					
		Cases with Restitution Orders	Cases Paid in Full	% Paid in Full	Restitution Assessed	Paid as of Sept. 9, 2016	% Paid as of Sept. 9, 2016	Cases with Restitution Orders	Cases Paid in Full	% Paid in Full	Restitution Assessed	Paid as of Sept. 9, 2016	% Paid as of Sept. 9, 2016
1	a. \$1,000 or less	490	319	65.1%	\$ 187,549	\$ 129,941	69.3%	568	375	66.0%	\$ 220,814	\$ 149,911	67.9%
	b. \$1,001 - \$5,000	295	150	50.8%	\$ 673,497	\$ 386,041	57.3%	292	133	45.5%	\$ 698,156	\$ 336,744	48.2%
	c. \$5,001 - \$25,000	136	39	28.7%	\$ 1,423,333	\$ 559,450	39.3%	108	25	23.1%	\$ 1,104,454	\$ 368,115	33.3%
	d. \$25,001 - \$100,000	24	5	20.8%	\$ 1,130,655	\$ 271,900	24.0%	23	1	4.3%	\$ 1,008,108	\$ 84,730	8.4%
	e. \$100,001 - \$1,000,000	11	0		\$ 4,044,702	\$ 126,176	3.1%	8	1	12.5%	\$ 2,391,759	\$ 408,680	17.1%
	f. Over \$1,000,000	1	0		\$ 1,673,890	\$ 6,313	0.4%						
	<b>1st District Total</b>	<b>957</b>	<b>513</b>	<b>53.6%</b>	<b>\$ 9,133,625</b>	<b>\$ 1,479,821</b>	<b>16.2%</b>	<b>999</b>	<b>535</b>	<b>53.6%</b>	<b>\$ 5,423,292</b>	<b>\$ 1,348,179</b>	<b>24.9%</b>
2 (Den. Distr.)	a. \$1,000 or less	227	103	45.4%	\$ 84,994	\$ 42,811	50.4%	294	120	40.8%	\$ 127,999	\$ 57,648	45.0%
	b. \$1,001 - \$5,000	255	93	36.5%	\$ 621,223	\$ 265,960	42.8%	282	106	37.6%	\$ 692,941	\$ 321,575	46.4%
	c. \$5,001 - \$25,000	148	49	33.1%	\$ 1,529,873	\$ 651,212	42.6%	132	29	22.0%	\$ 1,444,729	\$ 492,459	34.1%
	d. \$25,001 - \$100,000	39	9	23.1%	\$ 1,877,865	\$ 575,232	30.6%	39	7	17.9%	\$ 1,751,191	\$ 517,953	29.6%
	e. \$100,001 - \$1,000,000	13	1	7.7%	\$ 5,448,139	\$ 451,436	8.3%	14	1	7.1%	\$ 3,613,258	\$ 420,115	11.6%
	f. Over \$1,000,000	2	0		\$ 5,352,342	\$ 16,899	0.3%	3	1	33.3%	\$ 6,228,996	\$ 1,245,085	20.0%
	<b>2nd District Total (Adult)</b>	<b>684</b>	<b>255</b>	<b>37.3%</b>	<b>\$ 14,914,436</b>	<b>\$ 2,003,549</b>	<b>13.4%</b>	<b>764</b>	<b>264</b>	<b>34.6%</b>	<b>\$ 13,859,114</b>	<b>\$ 3,054,834</b>	<b>22.0%</b>
2 (Den. Juv.)	a. \$1,000 or less	58	25	43.1%	\$ 24,179	\$ 8,642	35.7%	62	21	33.9%	\$ 25,377	\$ 9,927	39.1%
	b. \$1,001 - \$5,000	32	4	12.5%	\$ 70,109	\$ 16,795	24.0%	27	3	11.1%	\$ 59,744	\$ 5,967	10.0%
	c. \$5,001 - \$25,000	8	1	12.5%	\$ 61,292	\$ 8,319	13.6%	8	0		\$ 73,321	\$ 1,436	2.0%
	d. \$25,001 - \$100,000												
	e. \$100,001 - \$1,000,000												
	f. Over \$1,000,000												
	<b>2nd District total (Juvenile)</b>	<b>98</b>	<b>30</b>	<b>30.6%</b>	<b>\$ 155,580</b>	<b>\$ 33,757</b>	<b>21.7%</b>	<b>97</b>	<b>24</b>	<b>24.7%</b>	<b>\$ 158,442</b>	<b>\$ 17,329</b>	<b>10.9%</b>
3	a. \$1,000 or less	39	22	56.4%	\$ 18,564	\$ 9,472	51.0%	63	32	50.8%	\$ 21,219	\$ 10,834	51.1%
	b. \$1,001 - \$5,000	22	10	45.5%	\$ 48,947	\$ 26,694	54.5%	15	5	33.3%	\$ 27,040	\$ 13,683	50.6%
	c. \$5,001 - \$25,000	4	0		\$ 31,678	\$ 6,353	20.1%	3	0		\$ 23,387	\$ 2,291	9.8%
	d. \$25,001 - \$100,000												
	e. \$100,001 - \$1,000,000												
	f. Over \$1,000,000												
	<b>3rd District Total</b>	<b>65</b>	<b>32</b>	<b>49.2%</b>	<b>\$ 99,189</b>	<b>\$ 42,520</b>	<b>42.9%</b>	<b>81</b>	<b>37</b>	<b>45.7%</b>	<b>\$ 71,646</b>	<b>\$ 26,807</b>	<b>37.4%</b>
4	a. \$1,000 or less	979	560	57.2%	\$ 353,880	\$ 214,710	60.7%	943	495	52.5%	\$ 323,998	\$ 178,370	55.1%
	b. \$1,001 - \$5,000	532	199	37.4%	\$ 1,265,665	\$ 549,782	43.4%	503	185	36.8%	\$ 1,163,088	\$ 488,669	42.0%
	c. \$5,001 - \$25,000	209	40	19.1%	\$ 2,121,511	\$ 600,279	28.3%	239	37	15.5%	\$ 2,477,181	\$ 584,227	23.6%
	d. \$25,001 - \$100,000	54	6	11.1%	\$ 2,479,576	\$ 403,443	16.3%	40	0		\$ 1,414,584	\$ 115,836	8.2%
	e. \$100,001 - \$1,000,000	21	0		\$ 5,493,721	\$ 47,226	0.9%	21	0		\$ 5,138,421	\$ 61,497	1.2%
	f. Over \$1,000,000												
	<b>4th District Total</b>	<b>1,795</b>	<b>805</b>	<b>44.8%</b>	<b>\$ 11,714,353</b>	<b>\$ 1,815,439</b>	<b>15.5%</b>	<b>1,746</b>	<b>717</b>	<b>41.1%</b>	<b>\$ 10,517,272</b>	<b>\$ 1,428,600</b>	<b>13.6%</b>
5	a. \$1,000 or less	126	98	77.8%	\$ 43,141	\$ 32,624	75.6%	118	87	73.7%	\$ 43,794	\$ 32,996	75.3%
	b. \$1,001 - \$5,000	54	34	63.0%	\$ 122,464	\$ 95,605	78.1%	72	39	54.2%	\$ 176,589	\$ 115,527	65.4%
	c. \$5,001 - \$25,000	22	8	36.4%	\$ 200,931	\$ 109,524	54.5%	23	11	47.8%	\$ 222,672	\$ 120,134	54.0%
	d. \$25,001 - \$100,000	14	7	50.0%	\$ 818,456	\$ 444,619	54.3%	7	0		\$ 329,420	\$ 22,656	6.9%
	e. \$100,001 - \$1,000,000	2	0		\$ 590,296	\$ 31,426	5.3%	1	0		\$ 250,000	\$ 48,728	19.5%
	f. Over \$1,000,000												
	<b>5th District Total</b>	<b>218</b>	<b>147</b>	<b>67.4%</b>	<b>\$ 1,775,288</b>	<b>\$ 713,799</b>	<b>40.2%</b>	<b>221</b>	<b>137</b>	<b>62.0%</b>	<b>\$ 1,022,475</b>	<b>\$ 340,411</b>	<b>33.3%</b>
6	a. \$1,000 or less	108	83	76.9%	\$ 42,093	\$ 31,356	74.5%	94	72	76.6%	\$ 35,484	\$ 26,228	73.9%
	b. \$1,001 - \$5,000	50	33	66.0%	\$ 103,745	\$ 71,411	68.8%	41	27	65.9%	\$ 99,986	\$ 71,053	71.1%
	c. \$5,001 - \$25,000	18	9	50.0%	\$ 190,650	\$ 131,058	68.7%	23	8	34.8%	\$ 208,542	\$ 85,834	41.2%
	d. \$25,001 - \$100,000	3	0		\$ 130,045	\$ 20,624	15.9%	4	1	25.0%	\$ 209,939	\$ 48,825	23.3%
	e. \$100,001 - \$1,000,000	3	0		\$ 410,478	\$ 156,898	38.2%						
	f. Over \$1,000,000												
	<b>6th District Total</b>	<b>182</b>	<b>125</b>	<b>68.7%</b>	<b>\$ 877,011</b>	<b>\$ 411,346</b>	<b>46.9%</b>	<b>162</b>	<b>108</b>	<b>66.7%</b>	<b>\$ 553,951</b>	<b>\$ 231,938</b>	<b>41.9%</b>
7	a. \$1,000 or less	125	82	65.6%	\$ 41,864	\$ 26,387	63.0%	125	74	59.2%	\$ 44,498	\$ 27,311	61.4%
	b. \$1,001 - \$5,000	59	34	57.6%	\$ 135,483	\$ 79,300	58.5%	44	22	50.0%	\$ 97,653	\$ 55,203	56.5%
	c. \$5,001 - \$25,000	18	10	55.6%	\$ 193,835	\$ 144,330	74.5%	21	6	28.6%	\$ 233,099	\$ 60,932	26.1%
	d. \$25,001 - \$100,000	2	0		\$ 88,996	\$ 2,027	2.3%	5	0		\$ 283,642	\$ 44,025	15.5%
	e. \$100,001 - \$1,000,000	2	0		\$ 336,160	\$ 29,011	8.6%	1	0		\$ 393,110	\$ 7,066	1.8%
	f. Over \$1,000,000												
	<b>7th District Total</b>	<b>206</b>	<b>126</b>	<b>61.2%</b>	<b>\$ 796,338</b>	<b>\$ 281,054</b>	<b>35.3%</b>	<b>196</b>	<b>102</b>	<b>52.0%</b>	<b>\$ 1,052,003</b>	<b>\$ 194,537</b>	<b>18.5%</b>
8	a. \$1,000 or less	472	332	70.3%	\$ 160,308	\$ 114,679	71.5%	405	262	64.7%	\$ 147,530	\$ 100,179	67.9%
	b. \$1,001 - \$5,000	177	92	52.0%	\$ 415,541	\$ 228,223	54.9%	183	96	52.5%	\$ 428,360	\$ 260,993	60.9%
	c. \$5,001 - \$25,000	74	22	29.7%	\$ 712,083	\$ 250,896	35.2%	71	20	28.2%	\$ 739,021	\$ 270,747	36.6%
	d. \$25,001 - \$100,000	15	1	6.7%	\$ 826,488	\$ 79,741	9.6%	13	4	30.8%	\$ 602,894	\$ 236,981	39.3%
	e. \$100,001 - \$1,000,000	5	0		\$ 2,152,370	\$ 145,145	6.7%	1	0		\$ 179,102	\$ 115,995	64.8%
	f. Over \$1,000,000	1	0		\$ 3,755,332	-		2	0		\$ 6,276,718	-	
	<b>8th District Total</b>	<b>744</b>	<b>447</b>	<b>60.1%</b>	<b>\$ 8,022,122</b>	<b>\$ 818,684</b>	<b>10.2%</b>	<b>675</b>	<b>382</b>	<b>56.6%</b>	<b>\$ 8,373,625</b>	<b>\$ 984,896</b>	<b>11.8%</b>
9	a. \$1,000 or less	61	42	68.9%	\$ 26,145	\$ 17,123	65.5%	73	57	78.1%	\$ 26,940	\$ 20,684	76.8%
	b. \$1,001 - \$5,000	44	23	52.3%	\$ 94,605	\$ 61,219	64.7%	45	24	53.3%	\$ 99,495	\$ 53,774	54.0%
	c. \$5,001 - \$25,000	26	6	23.1%	\$ 254,910	\$ 56,598	22.2%	22	7	31.8%	\$ 199,808	\$ 90,300	45.2%
	d. \$25,001 - \$100,000	3	0		\$ 146,608	\$ 10,804	7.4%	4	0		\$ 221,735	\$ 2,366	1.1%
	e. \$100,001 - \$1,000,000	1	0		\$ 136,991	\$ 3,389	2.5%	2	0		\$ 363,782	\$ 11,001	3.0%
	f. Over \$1,000,000							1	0		\$ 1,576,976	\$ 142	0.0%
	<b>9th District Total</b>	<b>135</b>	<b>71</b>	<b>52.6%</b>	<b>\$ 659,258</b>	<b>\$ 149,133</b>	<b>22.6%</b>	<b>147</b>	<b>88</b>	<b>59.9%</b>	<b>\$ 2,488,734</b>	<b>\$ 178,267</b>	<b>7.2%</b>
10	a. \$1,000 or less	193	106	54.9%	\$ 65,599	\$ 41,384	63.1%	230	121	52.6%	\$ 80,539	\$ 45,146	56.1%
	b. \$1,001 - \$5,000	93	36	38.7%	\$ 239,334	\$ 113,150	47.3%	115	40	34.8%	\$ 280,309	\$ 101,896	36.4%
	c. \$5,001 - \$25,000	37	8	21.6%	\$ 440,311	\$ 139,763	31.7%	45	4	8.9%	\$ 482,156	\$ 78,711	16.3%
	d. \$25,001 - \$100,000	3	0		\$ 156,236	\$ 31,697	20.3%	4	0		\$ 131,224	\$ 10,099	7.7%
	e. \$100,001 - \$1,000,000	3	0		\$ 682,288	\$ 48,532	7.1%						
	f. Over \$1,000,000	1	0		\$ 1,262,496	\$ 12,875	1.0%						
	<b>10th District Total</b>	<b>330</b>	<b>150</b>	<b>45.5%</b>	<b>\$ 2,846,263</b>	<b>\$ 387,402</b>	<b>13.6%</b>	<b>394</b>	<b>165</b>	<b>41.9%</b>	<b>\$ 974,228</b>	<b>\$ 235,852</b>	<b>24.2%</b>
11	a. \$1,000 or less	215	159	74.0%	\$ 58,253	\$ 41,411	71.1%	200	140	70.0%	\$ 55,539	\$ 40,301	72.6%
	b. \$1,001 - \$5,000	75	38	50.7%	\$ 179,386	\$ 103,962	58.0%	57	21	36.8%	\$ 131,799	\$ 59,977	45.5%
	c. \$5,001 - \$25,000	20	8	40.0%	\$ 155,573	\$ 83,642	53.8%	21	7	33.3%	\$ 221,912	\$ 96,413	43.4%
	d. \$25,001 - \$100,000	6	2	33.3%									

# Colorado Judicial Department

SHOWING EACH YEAR'S ASSESSED TOTAL AND  
AMOUNTS PAID AS OF SEPTEMBER 9, 2016  
(non-joint & several, and excludes interest)

District	Assessed Group	FY2011-12 Sentences						FY2012-13 Sentences						
		Cases with Restitution Orders	Cases Paid in Full	% Paid in Full	Restitution Assessed	Paid as of Sept. 9, 2016	% Paid as of Sept. 9, 2016	Cases with Restitution Orders	Cases Paid in Full	% Paid in Full	Restitution Assessed	Paid as of Sept. 9, 2016	% Paid as of Sept. 9, 2016	
12	a. \$1,000 or less	104	65	62.5%	\$ 36,706	\$ 22,482	61.2%	105	69	65.7%	\$ 40,711	\$ 25,162	61.8%	
	b. \$1,001 - \$5,000	37	18	48.6%	\$ 81,497	\$ 47,910	58.8%	59	22	37.3%	\$ 131,070	\$ 58,337	44.5%	
	c. \$5,001 - \$25,000	25	9	36.0%	\$ 226,757	\$ 113,566	50.1%	12	1	8.3%	\$ 91,120	\$ 19,326	21.2%	
	d. \$25,001 - \$100,000							3	0		\$ 99,651	\$ 6,055	6.1%	
	e. \$100,001 - \$1,000,000							1	0		\$ 126,113	\$ -	-	
	f. Over \$1,000,000													
	<b>12th District Total</b>		<b>166</b>	<b>92</b>	<b>55.4%</b>	<b>\$ 344,959</b>	<b>\$ 183,958</b>	<b>53.3%</b>	<b>180</b>	<b>92</b>	<b>51.1%</b>	<b>\$ 488,665</b>	<b>\$ 108,879</b>	<b>22.3%</b>
13	a. \$1,000 or less	57	31	54.4%	\$ 20,407	\$ 11,274	55.2%	63	46	73.0%	\$ 24,079	\$ 15,793	65.6%	
	b. \$1,001 - \$5,000	43	25	58.1%	\$ 96,759	\$ 58,346	60.3%	42	25	59.5%	\$ 101,746	\$ 64,213	63.1%	
	c. \$5,001 - \$25,000	18	6	33.3%	\$ 189,462	\$ 80,128	42.3%	11	3	27.3%	\$ 153,162	\$ 49,495	32.3%	
	d. \$25,001 - \$100,000	1	0		\$ 65,000	\$ 3,573	5.5%	2	0		\$ 63,952	\$ 6,440	10.1%	
	e. \$100,001 - \$1,000,000							2	0		\$ 294,794	\$ 48,891	16.6%	
	f. Over \$1,000,000													
	<b>13th District Total</b>		<b>119</b>	<b>62</b>	<b>52.1%</b>	<b>\$ 371,627</b>	<b>\$ 153,320</b>	<b>41.3%</b>	<b>120</b>	<b>74</b>	<b>61.7%</b>	<b>\$ 637,733</b>	<b>\$ 184,832</b>	<b>29.0%</b>
14	a. \$1,000 or less	108	93	86.1%	\$ 30,259	\$ 25,987	85.9%	106	77	72.6%	\$ 28,712	\$ 24,736	86.2%	
	b. \$1,001 - \$5,000	36	20	55.6%	\$ 87,488	\$ 58,205	66.5%	35	19	54.3%	\$ 79,970	\$ 41,300	51.6%	
	c. \$5,001 - \$25,000	10	3	30.0%	\$ 130,052	\$ 51,040	39.2%	18	3	16.7%	\$ 195,942	\$ 58,945	30.1%	
	d. \$25,001 - \$100,000							2	0		\$ 85,900	\$ 22,511	26.2%	
	e. \$100,001 - \$1,000,000							1	0		\$ 130,000	\$ 4,424	3.4%	
	f. Over \$1,000,000													
	<b>14th District Total</b>		<b>154</b>	<b>116</b>	<b>75.3%</b>	<b>\$ 247,799</b>	<b>\$ 135,232</b>	<b>54.6%</b>	<b>162</b>	<b>99</b>	<b>61.1%</b>	<b>\$ 520,524</b>	<b>\$ 151,917</b>	<b>29.2%</b>
15	a. \$1,000 or less	102	82	80.4%	\$ 19,530	\$ 13,749	70.4%	82	65	79.3%	\$ 17,459	\$ 14,089	80.7%	
	b. \$1,001 - \$5,000	20	11	55.0%	\$ 43,672	\$ 28,607	65.5%	15	9	60.0%	\$ 30,364	\$ 20,267	66.7%	
	c. \$5,001 - \$25,000	2	0		\$ 37,802	\$ 287	0.8%	4	3	75.0%	\$ 47,846	\$ 40,975	85.6%	
	d. \$25,001 - \$100,000	1	1	100.0%	\$ 48,575	\$ 48,575	100.0%	2	1	50.0%	\$ 55,705	\$ 29,050	52.1%	
	e. \$100,001 - \$1,000,000	1	1	100.0%	\$ 192,213	\$ 192,213	100.0%							
	f. Over \$1,000,000													
	<b>15th District Total</b>		<b>126</b>	<b>95</b>	<b>75.4%</b>	<b>\$ 341,792</b>	<b>\$ 283,431</b>	<b>82.9%</b>	<b>103</b>	<b>78</b>	<b>75.7%</b>	<b>\$ 151,374</b>	<b>\$ 104,381</b>	<b>69.0%</b>
16	a. \$1,000 or less	64	33	51.6%	\$ 17,126	\$ 8,385	49.0%	57	28	49.1%	\$ 17,325	\$ 10,289	59.4%	
	b. \$1,001 - \$5,000	29	13	44.8%	\$ 71,480	\$ 34,688	48.5%	19	4	21.1%	\$ 51,174	\$ 12,720	24.9%	
	c. \$5,001 - \$25,000	9	2	22.2%	\$ 77,044	\$ 23,226	30.1%	13	6	46.2%	\$ 87,997	\$ 43,445	49.4%	
	d. \$25,001 - \$100,000	4	0		\$ 169,861	\$ 5,732	3.4%	1	0		\$ 26,927	\$ 21,600	80.2%	
	e. \$100,001 - \$1,000,000							1	0		\$ 137,836	\$ 89	0.1%	
	f. Over \$1,000,000													
	<b>16th District Total</b>		<b>106</b>	<b>48</b>	<b>45.3%</b>	<b>\$ 335,511</b>	<b>\$ 72,031</b>	<b>21.5%</b>	<b>91</b>	<b>38</b>	<b>41.8%</b>	<b>\$ 321,258</b>	<b>\$ 88,143</b>	<b>27.4%</b>
17	a. \$1,000 or less	586	412	70.3%	\$ 233,966	\$ 173,186	74.0%	566	348	61.5%	\$ 233,584	\$ 147,941	63.3%	
	b. \$1,001 - \$5,000	311	171	55.0%	\$ 739,924	\$ 454,626	61.4%	329	154	46.8%	\$ 747,535	\$ 395,715	52.9%	
	c. \$5,001 - \$25,000	115	33	28.7%	\$ 1,298,565	\$ 457,668	35.2%	106	26	24.5%	\$ 1,041,623	\$ 403,968	38.8%	
	d. \$25,001 - \$100,000	15	2	13.3%	\$ 688,490	\$ 125,849	18.3%	14	3	21.4%	\$ 599,758	\$ 149,177	24.9%	
	e. \$100,001 - \$1,000,000	6	0		\$ 880,763	\$ 31,557	3.6%	9	1	11.1%	\$ 1,901,220	\$ 180,128	9.5%	
	f. Over \$1,000,000							4	0		\$ 5,124,662	\$ 47,649	0.9%	
	<b>17th District Total</b>		<b>1,033</b>	<b>618</b>	<b>59.8%</b>	<b>\$ 3,841,708</b>	<b>\$ 1,242,887</b>	<b>32.4%</b>	<b>1,028</b>	<b>532</b>	<b>51.8%</b>	<b>\$ 9,648,382</b>	<b>\$ 1,324,578</b>	<b>13.7%</b>
18	a. \$1,000 or less	702	489	69.7%	\$ 248,023	\$ 174,446	70.3%	721	467	64.8%	\$ 270,521	\$ 167,167	61.8%	
	b. \$1,001 - \$5,000	361	188	52.1%	\$ 859,674	\$ 492,193	57.3%	392	194	49.5%	\$ 949,629	\$ 515,569	54.3%	
	c. \$5,001 - \$25,000	179	82	45.8%	\$ 1,862,742	\$ 962,107	51.7%	174	52	29.9%	\$ 1,924,399	\$ 743,523	38.6%	
	d. \$25,001 - \$100,000	30	6	20.0%	\$ 1,402,599	\$ 374,184	26.7%	41	7	17.1%	\$ 1,777,712	\$ 498,692	28.1%	
	e. \$100,001 - \$1,000,000	15	1	6.7%	\$ 4,174,577	\$ 321,407	7.7%	16	1	6.3%	\$ 4,634,752	\$ 414,408	8.9%	
	f. Over \$1,000,000	1	0		\$ 1,155,058	\$ -	-	2	0		\$ 4,262,571	\$ 24,174	0.6%	
	<b>18th District Total</b>		<b>1,288</b>	<b>766</b>	<b>59.5%</b>	<b>\$ 9,702,673</b>	<b>\$ 2,324,337</b>	<b>24.0%</b>	<b>1,346</b>	<b>721</b>	<b>53.6%</b>	<b>\$ 13,819,584</b>	<b>\$ 2,363,532</b>	<b>17.1%</b>
19	a. \$1,000 or less	264	169	64.0%	\$ 87,277	\$ 61,744	70.7%	245	147	60.0%	\$ 91,609	\$ 56,227	61.4%	
	b. \$1,001 - \$5,000	157	81	51.6%	\$ 357,281	\$ 193,117	54.1%	128	53	41.4%	\$ 293,695	\$ 137,748	46.9%	
	c. \$5,001 - \$25,000	69	21	30.4%	\$ 755,072	\$ 322,000	42.6%	73	24	32.9%	\$ 787,487	\$ 319,493	40.6%	
	d. \$25,001 - \$100,000	9	1	11.1%	\$ 438,657	\$ 69,247	15.8%	12	1	8.3%	\$ 441,233	\$ 81,534	18.5%	
	e. \$100,001 - \$1,000,000							5	0		\$ 1,320,487	\$ 12,808	1.0%	
	f. Over \$1,000,000	1	0		\$ 1,400,000	\$ 19,085	1.4%							
	<b>19th District Total</b>		<b>500</b>	<b>272</b>	<b>54.4%</b>	<b>\$ 3,038,286</b>	<b>\$ 665,193</b>	<b>21.9%</b>	<b>463</b>	<b>225</b>	<b>48.6%</b>	<b>\$ 2,934,511</b>	<b>\$ 607,810</b>	<b>20.7%</b>
20	a. \$1,000 or less	373	236	63.3%	\$ 135,594	\$ 83,393	61.5%	300	179	59.7%	\$ 99,199	\$ 67,400	67.9%	
	b. \$1,001 - \$5,000	180	95	52.8%	\$ 384,354	\$ 222,774	58.0%	147	66	44.9%	\$ 340,453	\$ 170,396	50.0%	
	c. \$5,001 - \$25,000	61	14	23.0%	\$ 687,862	\$ 229,075	33.3%	67	16	23.9%	\$ 716,853	\$ 269,922	37.7%	
	d. \$25,001 - \$100,000	9	3	33.3%	\$ 423,814	\$ 202,313	47.7%	9	1	11.1%	\$ 384,201	\$ 47,752	12.4%	
	e. \$100,001 - \$1,000,000	5	1	20.0%	\$ 1,807,420	\$ 290,055	16.0%	7	0		\$ 2,236,759	\$ 225,994	10.1%	
	f. Over \$1,000,000							1	0		\$ 1,085,667	\$ 3,225	0.3%	
	<b>20th District Total</b>		<b>628</b>	<b>349</b>	<b>55.6%</b>	<b>\$ 3,439,043</b>	<b>\$ 1,027,609</b>	<b>29.9%</b>	<b>531</b>	<b>262</b>	<b>49.3%</b>	<b>\$ 4,863,133</b>	<b>\$ 784,690</b>	<b>16.1%</b>
21	a. \$1,000 or less	294	224	76.2%	\$ 103,408	\$ 80,469	77.8%	283	192	67.8%	\$ 92,017	\$ 65,573	71.3%	
	b. \$1,001 - \$5,000	149	79	53.0%	\$ 341,803	\$ 208,590	61.0%	138	65	47.1%	\$ 343,544	\$ 191,484	55.7%	
	c. \$5,001 - \$25,000	58	14	24.1%	\$ 644,278	\$ 228,442	35.5%	52	9	17.3%	\$ 585,173	\$ 152,733	26.1%	
	d. \$25,001 - \$100,000	6	0		\$ 269,620	\$ 37,963	14.1%	7	0		\$ 283,368	\$ 47,163	16.6%	
	e. \$100,001 - \$1,000,000	3	0		\$ 1,200,149	\$ 26,191	2.2%	1	0		\$ 172,000	\$ 1,724	1.0%	
	f. Over \$1,000,000													
	<b>21st District Total</b>		<b>510</b>	<b>317</b>	<b>62.2%</b>	<b>\$ 2,559,257</b>	<b>\$ 581,655</b>	<b>22.7%</b>	<b>481</b>	<b>266</b>	<b>55.3%</b>	<b>\$ 1,476,102</b>	<b>\$ 458,677</b>	<b>31.1%</b>
22	a. \$1,000 or less	54	40	74.1%	\$ 20,865	\$ 16,995	81.0%	29	17	58.6%	\$ 13,981	\$ 8,052	57.6%	
	b. \$1,001 - \$5,000	19	9	47.4%	\$ 52,305	\$ 32,002	61.2%	14	5	35.7%	\$ 41,265	\$ 17,006	41.2%	
	c. \$5,001 - \$25,000	3	3	100.0%	\$ 30,325	\$ 30,325	100.0%	4	0		\$ 26,667	\$ 1,350	5.1%	
	d. \$25,001 - \$100,000							2	1	50.0%	\$ 73,605	\$ 45,562	61.9%	
	e. \$100,001 - \$1,000,000	1	0		\$ 127,229	\$ 13,377	10.5%							
	f. Over \$1,000,000													
	<b>22nd District Total</b>		<b>77</b>	<b>52</b>	<b>67.5%</b>	<b>\$ 230,724</b>	<b>\$ 92,599</b>	<b>40.1%</b>	<b>49</b>	<b>23</b>	<b>46.9%</b>	<b>\$ 155,518</b>	<b>\$ 71,970</b>	<b>46.3%</b>
Statewide	a. \$1,000 or less	5,801	3,805	65.6%	\$ 2,059,730	\$ 1,382,549	67.1%	5,732	3,491	60.9%	\$ 2,082,928	\$ 1,301,965	62.5%	
	b. \$1,001 - \$5,000	3,030	1,456	48.1%	\$ 7,086,233	\$ 3,829,201	54.0%	2,994	1,317	44.0%	\$ 7,065,604	\$ 3,509,815	49.7%	
	c. \$5,001 - \$25,000	1,269	387	30.5%	\$ 13,255,938	\$ 5,239,289	39.5%	1,250	297	23.8%	\$ 13,088,553	\$ 4,354,773	33.3%	



# Colorado Judicial Depart

SHOWING EACH YEAR'S ASSESSED TOTAL AND AMOUNTS PAID AS OF SEPTEMBER 9, 2016  
(non-joint & several, and excludes interest)

District	Assessed Group	FY2013-14 Sentences						FY2014-15 Sentences						
		Cases with Restitution Orders	Cases Paid in Full	% Paid in Full	Restitution Assessed	Paid as of Sept. 9, 2016	% Paid as of Sept. 9, 2016	Cases with Restitution Orders	Cases Paid in Full	% Paid in Full	Restitution Assessed	Paid as of Sept. 9, 2016	% Paid as of Sept. 9, 2016	
1	a. \$1,000 or less	534	321	60.1%	\$ 203,826	\$ 128,056	62.8%	465	262	56.3%	\$ 194,104	\$ 118,018	60.8%	
	b. \$1,001 - \$5,000	307	137	44.6%	\$ 733,021	\$ 376,592	51.4%	281	83	29.5%	\$ 626,596	\$ 215,145	34.3%	
	c. \$5,001 - \$25,000	112	20	17.9%	\$ 1,199,005	\$ 305,859	25.5%	141	17	12.1%	\$ 1,520,928	\$ 233,048	15.3%	
	d. \$25,001 - \$100,000	22	4	18.2%	\$ 1,101,791	\$ 211,341	19.2%	23	1	4.3%	\$ 1,078,874	\$ 82,359	7.6%	
	e. \$100,001 - \$1,000,000	12	0		\$ 3,974,535	\$ 126,794	3.2%	9	0		\$ 2,570,097	\$ 9,972	0.4%	
	f. Over \$1,000,000													
	<b>1st District Total</b>	<b>987</b>	<b>482</b>	<b>48.8%</b>	<b>\$ 7,212,178</b>	<b>\$ 1,148,641</b>	<b>15.9%</b>	<b>919</b>	<b>363</b>	<b>39.5%</b>	<b>\$ 5,990,600</b>	<b>\$ 658,542</b>	<b>11.0%</b>	
2 (Den. Distr.)	a. \$1,000 or less	264	86	32.6%	\$ 109,255	\$ 42,189	38.6%	246	70	28.5%	\$ 102,319	\$ 30,835	30.1%	
	b. \$1,001 - \$5,000	231	63	27.3%	\$ 564,509	\$ 181,889	32.2%	254	48	18.9%	\$ 623,891	\$ 167,295	26.8%	
	c. \$5,001 - \$25,000	141	31	22.0%	\$ 1,546,455	\$ 548,683	35.5%	151	21	13.9%	\$ 1,642,478	\$ 394,840	24.0%	
	d. \$25,001 - \$100,000	36	4	11.1%	\$ 1,697,834	\$ 372,383	21.9%	43	3	7.0%	\$ 1,844,402	\$ 208,781	11.3%	
	e. \$100,001 - \$1,000,000	23	1	4.3%	\$ 6,084,374	\$ 612,953	10.1%	16	1	6.3%	\$ 5,163,382	\$ 397,219	7.7%	
	f. Over \$1,000,000	1	0		\$ 4,014,024	\$ 4,786	0.1%							
	<b>2nd District Total (Adult)</b>	<b>696</b>	<b>185</b>	<b>26.6%</b>	<b>\$ 14,016,451</b>	<b>\$ 1,762,884</b>	<b>12.6%</b>	<b>710</b>	<b>143</b>	<b>20.1%</b>	<b>\$ 9,376,472</b>	<b>\$ 1,198,970</b>	<b>12.8%</b>	
2 (Den. Juv.)	a. \$1,000 or less	48	14	29.2%	\$ 20,262	\$ 6,406	31.6%	34	10	29.4%	\$ 15,828	\$ 3,919	24.8%	
	b. \$1,001 - \$5,000	25	5	20.0%	\$ 55,965	\$ 14,629	26.1%	32	4	12.5%	\$ 61,875	\$ 11,481	18.6%	
	c. \$5,001 - \$25,000	12	0		\$ 113,782	\$ 6,325	5.6%	7	0		\$ 52,779	\$ 674	1.3%	
	d. \$25,001 - \$100,000							2	0		\$ 65,304	\$ 212	0.3%	
	e. \$100,001 - \$1,000,000													
	f. Over \$1,000,000													
<b>2nd District total (Juvenile)</b>	<b>85</b>	<b>19</b>	<b>22.4%</b>	<b>\$ 190,010</b>	<b>\$ 27,360</b>	<b>14.4%</b>	<b>75</b>	<b>14</b>	<b>18.7%</b>	<b>\$ 195,787</b>	<b>\$ 16,286</b>	<b>8.3%</b>		
3	a. \$1,000 or less	47	20	42.6%	\$ 17,076	\$ 6,814	39.9%	71	31	43.7%	\$ 19,227	\$ 8,512	44.3%	
	b. \$1,001 - \$5,000	14	5	35.7%	\$ 38,216	\$ 19,750	51.7%	10	1	10.0%	\$ 24,029	\$ 3,846	16.0%	
	c. \$5,001 - \$25,000	3	1	33.3%	\$ 32,831	\$ 7,379	22.5%	3	0		\$ 38,799	\$ 19,164	49.4%	
	d. \$25,001 - \$100,000	1	0		\$ 50,000	\$ 3,099	6.2%	1	0		\$ 28,296	\$ 2,102	7.4%	
	e. \$100,001 - \$1,000,000	1	0		\$ 177,265	\$ -		1	0		\$ 166,000	\$ 100	0.1%	
	f. Over \$1,000,000													
<b>3rd District Total</b>	<b>66</b>	<b>26</b>	<b>39.4%</b>	<b>\$ 315,388</b>	<b>\$ 37,041</b>	<b>11.7%</b>	<b>86</b>	<b>32</b>	<b>37.2%</b>	<b>\$ 276,351</b>	<b>\$ 33,725</b>	<b>12.2%</b>		
4	a. \$1,000 or less	966	457	47.3%	\$ 341,556	\$ 167,965	49.2%	1,170	454	38.8%	\$ 401,493	\$ 169,629	42.2%	
	b. \$1,001 - \$5,000	544	139	25.6%	\$ 1,286,588	\$ 431,297	33.5%	554	128	23.1%	\$ 1,296,106	\$ 354,218	27.3%	
	c. \$5,001 - \$25,000	252	30	11.9%	\$ 2,711,268	\$ 475,727	17.5%	245	19	7.8%	\$ 2,580,440	\$ 274,340	10.6%	
	d. \$25,001 - \$100,000	63	0		\$ 2,791,430	\$ 115,686	4.1%	50	3	6.0%	\$ 2,068,678	\$ 117,460	5.7%	
	e. \$100,001 - \$1,000,000	16	0		\$ 3,199,688	\$ 219,870	6.9%	21	0		\$ 4,905,351	\$ 155,749	3.2%	
	f. Over \$1,000,000													
<b>4th District Total</b>	<b>1,841</b>	<b>626</b>	<b>34.0%</b>	<b>\$ 10,330,528</b>	<b>\$ 1,410,545</b>	<b>13.7%</b>	<b>2,040</b>	<b>604</b>	<b>29.6%</b>	<b>\$ 11,252,068</b>	<b>\$ 1,071,395</b>	<b>9.5%</b>		
5	a. \$1,000 or less	90	60	66.7%	\$ 36,487	\$ 27,111	74.3%	87	65	74.7%	\$ 32,963	\$ 26,980	81.8%	
	b. \$1,001 - \$5,000	53	30	56.6%	\$ 114,257	\$ 80,176	70.2%	63	32	50.8%	\$ 147,655	\$ 76,618	51.9%	
	c. \$5,001 - \$25,000	24	5	20.8%	\$ 253,204	\$ 83,077	32.8%	20	5	25.0%	\$ 194,852	\$ 78,611	40.3%	
	d. \$25,001 - \$100,000	9	0		\$ 391,203	\$ 43,975	11.2%	1	1	100.0%	\$ 35,552	\$ 35,552	100.0%	
	e. \$100,001 - \$1,000,000	2	0		\$ 248,155	\$ 26,492	10.7%	2	0		\$ 528,314	\$ 1,733	0.3%	
	f. Over \$1,000,000													
<b>5th District Total</b>	<b>178</b>	<b>95</b>	<b>53.4%</b>	<b>\$ 1,043,307</b>	<b>\$ 260,830</b>	<b>25.0%</b>	<b>173</b>	<b>103</b>	<b>59.5%</b>	<b>\$ 939,336</b>	<b>\$ 219,493</b>	<b>23.4%</b>		
6	a. \$1,000 or less	70	54	77.1%	\$ 29,184	\$ 23,089	79.1%	97	71	73.2%	\$ 41,900	\$ 30,652	73.2%	
	b. \$1,001 - \$5,000	34	15	44.1%	\$ 81,220	\$ 35,218	43.4%	51	29	56.9%	\$ 112,418	\$ 81,198	72.2%	
	c. \$5,001 - \$25,000	15	2	13.3%	\$ 116,113	\$ 37,256	32.1%	16	5	31.3%	\$ 183,282	\$ 56,901	31.0%	
	d. \$25,001 - \$100,000	4	0		\$ 139,770	\$ 7,549	5.4%	4	0		\$ 152,296	\$ 35,853	23.5%	
	e. \$100,001 - \$1,000,000							1	0		\$ 173,403	\$ 1,410	0.8%	
	f. Over \$1,000,000													
<b>6th District Total</b>	<b>123</b>	<b>71</b>	<b>57.7%</b>	<b>\$ 366,286</b>	<b>\$ 103,112</b>	<b>28.2%</b>	<b>169</b>	<b>105</b>	<b>62.1%</b>	<b>\$ 663,298</b>	<b>\$ 206,014</b>	<b>31.1%</b>		
7	a. \$1,000 or less	112	61	54.5%	\$ 40,461	\$ 22,653	56.0%	106	51	48.1%	\$ 43,422	\$ 23,527	54.2%	
	b. \$1,001 - \$5,000	59	26	44.1%	\$ 127,224	\$ 54,350	42.7%	46	15	32.6%	\$ 116,593	\$ 45,475	39.0%	
	c. \$5,001 - \$25,000	13	2	15.4%	\$ 158,657	\$ 36,157	22.8%	21	5	23.8%	\$ 180,342	\$ 57,924	32.1%	
	d. \$25,001 - \$100,000	1	0		\$ 47,128	\$ -		2	0		\$ 69,460	\$ 8,909	12.8%	
	e. \$100,001 - \$1,000,000	1	0		\$ 663,459	\$ 8,240	1.2%	2	0		\$ 243,910	\$ 11,881	4.9%	
	f. Over \$1,000,000													
<b>7th District Total</b>	<b>186</b>	<b>89</b>	<b>47.8%</b>	<b>\$ 1,036,929</b>	<b>\$ 121,400</b>	<b>11.7%</b>	<b>177</b>	<b>71</b>	<b>40.1%</b>	<b>\$ 653,727</b>	<b>\$ 147,716</b>	<b>22.6%</b>		
8	a. \$1,000 or less	379	243	64.1%	\$ 128,407	\$ 89,548	69.7%	401	204	50.9%	\$ 131,117	\$ 73,402	56.0%	
	b. \$1,001 - \$5,000	186	92	49.5%	\$ 447,170	\$ 251,181	56.2%	174	48	27.6%	\$ 415,638	\$ 160,219	38.5%	
	c. \$5,001 - \$25,000	63	17	27.0%	\$ 594,194	\$ 206,756	34.8%	81	16	19.8%	\$ 842,776	\$ 246,433	29.2%	
	d. \$25,001 - \$100,000	13	3	23.1%	\$ 542,438	\$ 172,804	31.9%	11	1	9.1%	\$ 542,837	\$ 70,443	13.0%	
	e. \$100,001 - \$1,000,000	4	0		\$ 731,914	\$ 21,907	3.0%	3	1	33.3%	\$ 930,392	\$ 646,911	69.5%	
	f. Over \$1,000,000	2	0		\$ 9,193,684	\$ 2,161	0.0%							
<b>8th District Total</b>	<b>647</b>	<b>355</b>	<b>54.9%</b>	<b>\$ 11,637,807</b>	<b>\$ 744,358</b>	<b>6.4%</b>	<b>670</b>	<b>270</b>	<b>40.3%</b>	<b>\$ 2,862,760</b>	<b>\$ 1,197,407</b>	<b>41.8%</b>		
9	a. \$1,000 or less	91	69	75.8%	\$ 29,673	\$ 21,759	73.3%	76	49	64.5%	\$ 26,208	\$ 18,422	70.3%	
	b. \$1,001 - \$5,000	54	27	50.0%	\$ 127,597	\$ 68,781	53.9%	44	13	29.5%	\$ 100,851	\$ 29,067	28.8%	
	c. \$5,001 - \$25,000	19	3	15.8%	\$ 220,055	\$ 41,299	18.8%	17	6	35.3%	\$ 207,257	\$ 71,903	34.7%	
	d. \$25,001 - \$100,000	1	0		\$ 55,724	\$ 79	0.1%	4	1	25.0%	\$ 218,203	\$ 41,364	19.0%	
	e. \$100,001 - \$1,000,000	4	0		\$ 541,948	\$ 4,328	0.8%	2	0		\$ 696,950	\$ 57,279	8.2%	
	f. Over \$1,000,000													
<b>9th District Total</b>	<b>169</b>	<b>99</b>	<b>58.6%</b>	<b>\$ 974,997</b>	<b>\$ 136,246</b>	<b>14.0%</b>	<b>143</b>	<b>69</b>	<b>48.3%</b>	<b>\$ 1,249,469</b>	<b>\$ 218,035</b>	<b>17.5%</b>		
10	a. \$1,000 or less	225	85	37.8%	\$ 80,727	\$ 33,285	41.2%	310	101	32.6%	\$ 103,189	\$ 39,611	38.4%	
	b. \$1,001 - \$5,000	127	36	28.3%	\$ 308,130	\$ 101,465	32.9%	125	27	21.6%	\$ 287,047	\$ 88,417	30.8%	
	c. \$5,001 - \$25,000	50	8	16.0%	\$ 519,889	\$ 133,008	25.6%	35	4	11.4%	\$ 359,095	\$ 51,628	14.4%	
	d. \$25,001 - \$100,000	5	0		\$ 309,529	\$ 6,946	2.2%	8	0		\$ 337,879	\$ 8,638	2.6%	
	e. \$100,001 - \$1,000,000	1	0		\$ 265,119	\$ -		1	0		\$ 111,809	\$ -		
	f. Over \$1,000,000													
<b>10th District Total</b>	<b>408</b>	<b>129</b>	<b>31.6%</b>	<b>\$ 1,483,395</b>	<b>\$ 274,704</b>	<b>18.5%</b>	<b>479</b>	<b>132</b>	<b>27.6%</b>	<b>\$ 1,199,017</b>	<b>\$ 188,295</b>	<b>15.7%</b>		
11	a. \$1,000 or less	188	128	68.1%	\$ 59,979	\$ 41,278	68.8%	178	104	58.4%	\$ 51,897	\$ 30,915	59.6%	
	b. \$1,001 - \$5,000	66	21	31.8%	\$ 151,809	\$ 68,660	45.2%	53	22	41.5%	\$ 130,491	\$ 70,270	53.9%	
	c. \$5,001 - \$25,000	15	4	26.7%	\$ 157,914	\$ 58,600	37.1%	20	4	20.0%	\$ 200,078	\$ 58,168	29.1%	
	d. \$25,001 - \$100,000	5	0		\$ 247,869	\$ 57,666	23.3%							

# Colorado Judicial Depart

SHOWING EACH YEAR'S ASSESSED TOTAL AND AMOUNTS PAID AS OF SEPTEMBER 9, 2016  
(non-joint & several, and excludes interest)

District	Assessed Group	FY2013-14 Sentences						FY2014-15 Sentences					
		Cases with Restitution Orders	Cases Paid in Full	% Paid in Full	Restitution Assessed	Paid as of Sept. 9, 2016	% Paid as of Sept. 9, 2016	Cases with Restitution Orders	Cases Paid in Full	% Paid in Full	Restitution Assessed	Paid as of Sept. 9, 2016	% Paid as of Sept. 9, 2016
12	a. \$1,000 or less	94	62	66.0%	\$ 29,842	\$ 19,253	64.5%	102	54	52.9%	\$ 32,163	\$ 16,571	51.5%
	b. \$1,001 - \$5,000	42	13	31.0%	\$ 92,332	\$ 37,989	41.1%	58	19	32.8%	\$ 134,027	\$ 53,172	39.7%
	c. \$5,001 - \$25,000	17	4	23.5%	\$ 171,191	\$ 51,610	30.1%	17	4	23.5%	\$ 174,376	\$ 97,175	55.7%
	d. \$25,001 - \$100,000	2	0		\$ 102,669	\$ 1,696	1.7%	1	0		\$ 25,045	\$ -	
	e. \$100,001 - \$1,000,000	1	0		\$ 112,826	\$ -		2	0		\$ 405,276	\$ 63,472	15.7%
	f. Over \$1,000,000												
	<b>12th District Total</b>	<b>156</b>	<b>79</b>	<b>50.6%</b>	<b>\$ 508,861</b>	<b>\$ 110,549</b>	<b>21.7%</b>	<b>180</b>	<b>77</b>	<b>42.8%</b>	<b>\$ 770,887</b>	<b>\$ 230,390</b>	<b>29.9%</b>
13	a. \$1,000 or less	100	67	67.0%	\$ 28,737	\$ 18,483	64.3%	85	50	58.8%	\$ 24,562	\$ 12,766	52.0%
	b. \$1,001 - \$5,000	44	23	52.3%	\$ 108,578	\$ 60,693	55.9%	40	14	35.0%	\$ 99,250	\$ 43,364	43.7%
	c. \$5,001 - \$25,000	24	8	33.3%	\$ 260,219	\$ 112,870	43.4%	24	5	20.8%	\$ 241,558	\$ 59,855	24.8%
	d. \$25,001 - \$100,000	4	1	25.0%	\$ 151,015	\$ 38,103	25.2%	2	0		\$ 61,400	\$ 204	0.3%
	e. \$100,001 - \$1,000,000	1	0		\$ 106,835	\$ 9,926	9.3%						
	f. Over \$1,000,000												
	<b>13th District Total</b>	<b>173</b>	<b>99</b>	<b>57.2%</b>	<b>\$ 655,383</b>	<b>\$ 240,075</b>	<b>36.6%</b>	<b>151</b>	<b>69</b>	<b>45.7%</b>	<b>\$ 426,770</b>	<b>\$ 116,190</b>	<b>27.2%</b>
14	a. \$1,000 or less	100	70	70.0%	\$ 35,571	\$ 27,193	76.4%	78	53	67.9%	\$ 26,068	\$ 20,669	79.3%
	b. \$1,001 - \$5,000	33	18	54.5%	\$ 77,205	\$ 46,747	60.5%	22	11	50.0%	\$ 53,206	\$ 28,975	54.5%
	c. \$5,001 - \$25,000	9	3	33.3%	\$ 72,909	\$ 27,476	37.7%	9	2	22.2%	\$ 74,299	\$ 20,426	27.5%
	d. \$25,001 - \$100,000	2	0		\$ 153,918	\$ 15,096	9.8%	6	1	16.7%	\$ 225,468	\$ 43,871	19.5%
	e. \$100,001 - \$1,000,000	1	0		\$ 207,476	\$ 24,161	11.6%	2	0		\$ 468,601	\$ 57,998	12.4%
	f. Over \$1,000,000												
	<b>14th District Total</b>	<b>145</b>	<b>91</b>	<b>62.8%</b>	<b>\$ 547,079</b>	<b>\$ 140,672</b>	<b>25.7%</b>	<b>117</b>	<b>67</b>	<b>57.3%</b>	<b>\$ 847,642</b>	<b>\$ 171,939</b>	<b>20.3%</b>
15	a. \$1,000 or less	65	34	52.3%	\$ 13,703	\$ 8,087	59.0%	65	29	44.6%	\$ 14,769	\$ 8,135	55.1%
	b. \$1,001 - \$5,000	19	11	57.9%	\$ 45,247	\$ 29,439	65.1%	14	2	14.3%	\$ 37,375	\$ 8,791	23.5%
	c. \$5,001 - \$25,000	2	1	50.0%	\$ 21,961	\$ 12,169	55.4%	6	1	16.7%	\$ 49,862	\$ 22,169	44.5%
	d. \$25,001 - \$100,000							2	0		\$ 100,372	\$ 14,962	14.9%
	e. \$100,001 - \$1,000,000												
	f. Over \$1,000,000												
	<b>15th District Total</b>	<b>86</b>	<b>46</b>	<b>53.5%</b>	<b>\$ 80,911</b>	<b>\$ 49,695</b>	<b>61.4%</b>	<b>87</b>	<b>32</b>	<b>36.8%</b>	<b>\$ 202,378</b>	<b>\$ 54,057</b>	<b>26.7%</b>
16	a. \$1,000 or less	33	15	45.5%	\$ 9,367	\$ 5,390	57.5%	50	15	30.0%	\$ 12,982	\$ 3,180	24.5%
	b. \$1,001 - \$5,000	17	3	17.6%	\$ 41,049	\$ 10,518	25.6%	19	1	5.3%	\$ 41,770	\$ 3,074	7.4%
	c. \$5,001 - \$25,000	2	0		\$ 23,315	\$ -		3	0		\$ 36,096	\$ -	
	d. \$25,001 - \$100,000							3	0		\$ 120,643	\$ 15,416	12.8%
	e. \$100,001 - \$1,000,000	1	0		\$ 197,418	\$ 3,350	1.7%						
	f. Over \$1,000,000												
	<b>16th District Total</b>	<b>53</b>	<b>18</b>	<b>34.0%</b>	<b>\$ 271,148</b>	<b>\$ 19,259</b>	<b>7.1%</b>	<b>75</b>	<b>16</b>	<b>21.3%</b>	<b>\$ 211,492</b>	<b>\$ 21,670</b>	<b>10.2%</b>
17	a. \$1,000 or less	563	304	54.0%	\$ 245,302	\$ 143,080	58.3%	509	241	47.3%	\$ 206,599	\$ 104,863	50.8%
	b. \$1,001 - \$5,000	320	136	42.5%	\$ 715,587	\$ 371,841	52.0%	313	93	29.7%	\$ 696,478	\$ 252,952	36.3%
	c. \$5,001 - \$25,000	108	23	21.3%	\$ 1,100,963	\$ 341,776	31.0%	126	17	13.5%	\$ 1,347,296	\$ 280,313	20.8%
	d. \$25,001 - \$100,000	17	5	29.4%	\$ 803,256	\$ 230,745	28.7%	33	5	15.2%	\$ 1,385,127	\$ 262,237	18.9%
	e. \$100,001 - \$1,000,000	6	0		\$ 1,407,427	\$ 130,896	9.3%	5	0		\$ 1,050,823	\$ 39,079	3.7%
	f. Over \$1,000,000							1	0		\$ 1,247,311	\$ 31,550	2.5%
	<b>17th District Total</b>	<b>1,014</b>	<b>468</b>	<b>46.2%</b>	<b>\$ 4,272,536</b>	<b>\$ 1,218,339</b>	<b>28.5%</b>	<b>987</b>	<b>356</b>	<b>36.1%</b>	<b>\$ 5,933,634</b>	<b>\$ 970,994</b>	<b>16.4%</b>
18	a. \$1,000 or less	702	442	63.0%	\$ 255,620	\$ 166,433	65.1%	677	355	52.4%	\$ 255,778	\$ 136,182	53.2%
	b. \$1,001 - \$5,000	369	158	42.8%	\$ 865,346	\$ 429,845	49.7%	431	121	28.1%	\$ 995,352	\$ 355,432	35.7%
	c. \$5,001 - \$25,000	185	40	21.6%	\$ 2,011,477	\$ 613,690	30.5%	163	29	17.8%	\$ 1,661,894	\$ 400,512	24.1%
	d. \$25,001 - \$100,000	38	9	23.7%	\$ 1,714,484	\$ 610,751	35.6%	41	10	24.4%	\$ 1,782,070	\$ 524,197	29.4%
	e. \$100,001 - \$1,000,000	10	1	10.0%	\$ 3,092,030	\$ 665,036	21.5%	15	0		\$ 4,903,594	\$ 130,509	2.7%
	f. Over \$1,000,000	2	0		\$ 4,586,553	\$ 57,199	1.2%	2	0		\$ 5,659,088	\$ 3,309	0.1%
	<b>18th District Total</b>	<b>1,306</b>	<b>650</b>	<b>49.8%</b>	<b>\$ 12,525,511</b>	<b>\$ 2,542,954</b>	<b>20.3%</b>	<b>1,329</b>	<b>515</b>	<b>38.8%</b>	<b>\$ 15,257,775</b>	<b>\$ 1,550,141</b>	<b>10.2%</b>
19	a. \$1,000 or less	264	147	55.7%	\$ 101,491	\$ 59,922	59.0%	281	118	42.0%	\$ 108,729	\$ 49,431	45.5%
	b. \$1,001 - \$5,000	141	43	30.5%	\$ 339,638	\$ 137,103	40.4%	149	40	26.8%	\$ 329,799	\$ 122,092	37.0%
	c. \$5,001 - \$25,000	63	8	12.7%	\$ 707,066	\$ 197,236	27.9%	73	11	15.1%	\$ 766,391	\$ 203,793	26.6%
	d. \$25,001 - \$100,000	10	1	10.0%	\$ 467,998	\$ 69,285	14.8%	13	1	7.7%	\$ 538,990	\$ 42,276	7.8%
	e. \$100,001 - \$1,000,000	6	1	16.7%	\$ 2,339,260	\$ 211,344	9.0%	1	0		\$ 124,347	\$ 5,454	4.4%
	f. Over \$1,000,000												
	<b>19th District Total</b>	<b>484</b>	<b>200</b>	<b>41.3%</b>	<b>\$ 3,955,454</b>	<b>\$ 674,889</b>	<b>17.1%</b>	<b>517</b>	<b>170</b>	<b>32.9%</b>	<b>\$ 1,868,256</b>	<b>\$ 423,046</b>	<b>22.6%</b>
20	a. \$1,000 or less	300	182	60.7%	\$ 112,721	\$ 72,987	64.8%	283	136	48.1%	\$ 109,403	\$ 58,962	53.9%
	b. \$1,001 - \$5,000	160	76	47.5%	\$ 381,051	\$ 212,063	55.7%	163	57	35.0%	\$ 385,579	\$ 161,209	41.8%
	c. \$5,001 - \$25,000	64	17	26.6%	\$ 647,805	\$ 200,215	30.9%	63	9	14.3%	\$ 681,061	\$ 162,091	23.8%
	d. \$25,001 - \$100,000	8	1	12.5%	\$ 320,632	\$ 52,942	16.5%	18	2	11.1%	\$ 1,011,682	\$ 164,773	16.3%
	e. \$100,001 - \$1,000,000	7	1	14.3%	\$ 1,950,144	\$ 274,779	14.1%	4	0		\$ 951,664	\$ 3,765	0.4%
	f. Over \$1,000,000	1	0		\$ 1,969,866	\$ 1,173	0.1%						
	<b>20th District Total</b>	<b>540</b>	<b>277</b>	<b>51.3%</b>	<b>\$ 5,382,219</b>	<b>\$ 814,160</b>	<b>15.1%</b>	<b>531</b>	<b>204</b>	<b>38.4%</b>	<b>\$ 3,139,390</b>	<b>\$ 550,800</b>	<b>17.5%</b>
21	a. \$1,000 or less	306	201	65.7%	\$ 101,425	\$ 70,177	69.2%	287	159	55.4%	\$ 100,710	\$ 58,031	57.6%
	b. \$1,001 - \$5,000	148	67	45.3%	\$ 341,566	\$ 169,557	49.6%	123	31	25.2%	\$ 289,561	\$ 97,413	33.6%
	c. \$5,001 - \$25,000	46	10	21.7%	\$ 420,245	\$ 134,249	31.9%	42	3	7.1%	\$ 434,305	\$ 73,225	16.9%
	d. \$25,001 - \$100,000	9	1	11.1%	\$ 362,402	\$ 43,978	12.1%	4	0		\$ 189,287	\$ 18,563	9.8%
	e. \$100,001 - \$1,000,000	1	0		\$ 171,422	\$ 1,274	0.7%	1	0		\$ 164,820	\$ 1,080	0.7%
	f. Over \$1,000,000												
	<b>21st District Total</b>	<b>510</b>	<b>279</b>	<b>54.7%</b>	<b>\$ 1,397,241</b>	<b>\$ 419,235</b>	<b>30.0%</b>	<b>457</b>	<b>193</b>	<b>42.2%</b>	<b>\$ 1,178,682</b>	<b>\$ 248,311</b>	<b>21.1%</b>
22	a. \$1,000 or less	41	26	63.4%	\$ 14,973	\$ 9,704	64.8%	57	25	43.9%	\$ 18,933	\$ 9,366	49.5%
	b. \$1,001 - \$5,000	20	11	55.0%	\$ 44,658	\$ 27,245	61.0%	31	6	19.4%	\$ 62,389	\$ 16,745	26.8%
	c. \$5,001 - \$25,000	5	2	40.0%	\$ 33,453	\$ 11,736	35.1%	9	3	33.3%	\$ 104,209	\$ 32,916	31.6%
	d. \$25,001 - \$100,000	1	0		\$ 58,787	\$ 3,174	5.4%						
	e. \$100,001 - \$1,000,000	2	0		\$ 950,000	\$ 4,066	0.4%	1	0		\$ 276,000	\$ 660	0.2%
	f. Over \$1,000,000												
	<b>22nd District Total</b>	<b>69</b>	<b>39</b>	<b>56.5%</b>	<b>\$ 1,101,872</b>	<b>\$ 55,926</b>	<b>5.1%</b>	<b>98</b>	<b>34</b>	<b>34.7%</b>	<b>\$ 461,532</b>	<b>\$ 59,687</b>	<b>12.9%</b>
Statewide	a. \$1,000 or less	5,582	3,148	56.4%	\$ 2,045,643	\$ 1,210,863	59.2%	5,715	2,707	47.4%	\$ 2,074,363	\$ 1,052,579	50.7%
	b. \$1,001 - \$5,000	3,013	1,155	38.3%	\$ 7,087,964	\$ 3,217,229	45.4%	3,050	845	27.7%	\$ 7,067,977	\$ 2,446,470	34.6%
	c. \$5,001 - \$25,000	1,244	239	19.2%	\$ 13,094,151	\$ 3,643,155	27.8%	1,292	186	14.4%	\$ 13,574,453	\$ 2,896,108	21.3%
	d. \$25,001 - \$100,000	251	29	11.6%	\$ 11,509,879</								

# Colorado Judicial Depart

SHOWING EACH YEAR'S ASSESSED TOTAL AND AMOUNTS PAID AS OF SEPTEMBER 9, 2016  
(non-joint & several, and excludes interest)

District	Assessed Group	FY2015-16 Sentences						Five Year Totals					
		Cases with Restitution Orders	Cases Paid in Full	% Paid in Full	Restitution Assessed	Paid as of Sept. 9, 2016	% Paid as of Sept. 9, 2016	Cases with Restitution Orders	Cases Paid in Full	% Paid in Full	Restitution Assessed	Paid as of Sept. 9, 2016	% Paid as of Sept. 9, 2016
1	a. \$1,000 or less	551	166	30.1%	\$ 218,015	\$ 67,353	30.9%	2,608	1,443	55.3%	\$ 1,024,308	\$ 593,279	57.9%
	b. \$1,001 - \$5,000	295	49	16.6%	\$ 672,276	\$ 139,293	20.7%	1,470	552	37.6%	\$ 3,403,546	\$ 1,453,816	42.7%
	c. \$5,001 - \$25,000	129	7	5.4%	\$ 1,304,539	\$ 112,698	8.6%	626	108	17.3%	\$ 6,552,258	\$ 1,579,170	24.1%
	d. \$25,001 - \$100,000	23	3	13.0%	\$ 1,027,285	\$ 190,973	18.6%	115	14	12.2%	\$ 5,346,714	\$ 841,302	15.7%
	e. \$100,001 - \$1,000,000	5	0		\$ 1,396,626	\$ 270,973	19.4%	45	1	2.2%	\$ 14,377,719	\$ 942,594	6.6%
	f. Over \$1,000,000	2	0		\$ 7,025,972	\$ 5	0.0%	3	0		\$ 8,699,862	\$ 6,318	0.1%
	<b>1st District Total</b>	<b>1,005</b>	<b>225</b>	<b>22.4%</b>	<b>\$ 11,644,712</b>	<b>\$ 781,295</b>	<b>6.7%</b>	<b>4,867</b>	<b>2,118</b>	<b>43.5%</b>	<b>\$ 39,404,407</b>	<b>\$ 5,416,478</b>	<b>13.7%</b>
2 (Den. Distr.)	a. \$1,000 or less	225	33	14.7%	\$ 93,777	\$ 15,037	16.0%	1,256	412	32.8%	\$ 518,344	\$ 188,521	36.4%
	b. \$1,001 - \$5,000	231	21	9.1%	\$ 567,414	\$ 72,441	12.8%	1,253	331	26.4%	\$ 3,069,977	\$ 1,009,160	32.9%
	c. \$5,001 - \$25,000	159	4	2.5%	\$ 1,747,676	\$ 178,141	10.2%	731	134	18.3%	\$ 7,911,211	\$ 2,265,334	28.6%
	d. \$25,001 - \$100,000	26	0		\$ 1,199,809	\$ 59,248	4.9%	183	23	12.6%	\$ 8,317,101	\$ 1,733,596	20.7%
	e. \$100,001 - \$1,000,000	23	1	4.3%	\$ 8,316,691	\$ 241,738	2.9%	89	5	5.6%	\$ 28,625,843	\$ 2,123,461	7.4%
	f. Over \$1,000,000	1	0		\$ 5,390,070	\$ -	-	7	1	14.3%	\$ 20,985,433	\$ 1,266,770	6.0%
	<b>2nd District Total (Adult)</b>	<b>665</b>	<b>59</b>	<b>8.9%</b>	<b>\$ 17,315,436</b>	<b>\$ 566,605</b>	<b>3.3%</b>	<b>3,519</b>	<b>906</b>	<b>25.7%</b>	<b>\$ 69,481,909</b>	<b>\$ 8,586,842</b>	<b>12.4%</b>
2 (Den. Juv.)	a. \$1,000 or less	41	6	14.6%	\$ 18,685	\$ 2,880	15.4%	243	76	31.3%	\$ 104,331	\$ 31,774	30.5%
	b. \$1,001 - \$5,000	49	2	4.1%	\$ 110,787	\$ 9,743	8.8%	165	18	10.9%	\$ 358,480	\$ 58,615	16.4%
	c. \$5,001 - \$25,000	9	0		\$ 83,080	\$ 1,555	1.9%	44	1	2.3%	\$ 384,255	\$ 18,309	4.8%
	d. \$25,001 - \$100,000	2	0		\$ 58,706	\$ 100	0.2%	4	0		\$ 124,010	\$ 312	0.3%
	e. \$100,001 - \$1,000,000												
	f. Over \$1,000,000												
	<b>2nd District total (Juvenile)</b>	<b>101</b>	<b>8</b>	<b>7.9%</b>	<b>\$ 271,257</b>	<b>\$ 14,278</b>	<b>5.3%</b>	<b>456</b>	<b>95</b>	<b>20.8%</b>	<b>\$ 971,075</b>	<b>\$ 109,011</b>	<b>11.2%</b>
3	a. \$1,000 or less	44	15	34.1%	\$ 8,690	\$ 2,873	33.1%	264	120	45.5%	\$ 84,776	\$ 38,504	45.4%
	b. \$1,001 - \$5,000	11	1	9.1%	\$ 28,189	\$ 4,863	17.2%	72	22	30.6%	\$ 166,422	\$ 68,836	41.4%
	c. \$5,001 - \$25,000	3	1	33.3%	\$ 36,713	\$ 10,022	27.3%	16	2	12.5%	\$ 163,407	\$ 45,209	27.7%
	d. \$25,001 - \$100,000							2	0		\$ 78,296	\$ 5,201	6.6%
	e. \$100,001 - \$1,000,000							2	0		\$ 343,265	\$ 100	0.0%
	f. Over \$1,000,000												
	<b>3rd District Total</b>	<b>58</b>	<b>17</b>	<b>29.3%</b>	<b>\$ 73,592</b>	<b>\$ 17,757</b>	<b>24.1%</b>	<b>356</b>	<b>144</b>	<b>40.4%</b>	<b>\$ 836,166</b>	<b>\$ 157,850</b>	<b>18.9%</b>
4	a. \$1,000 or less	1,129	278	24.6%	\$ 366,422	\$ 97,068	26.5%	5,187	2,244	43.3%	\$ 1,787,349	\$ 827,742	46.3%
	b. \$1,001 - \$5,000	509	47	9.2%	\$ 1,227,382	\$ 144,001	11.7%	2,642	698	26.4%	\$ 6,238,829	\$ 1,967,966	31.5%
	c. \$5,001 - \$25,000	241	7	2.9%	\$ 2,519,105	\$ 101,084	4.0%	1,186	133	11.2%	\$ 12,409,505	\$ 2,035,657	16.4%
	d. \$25,001 - \$100,000	44	2	4.5%	\$ 1,963,651	\$ 180,936	9.2%	251	11	4.4%	\$ 10,717,918	\$ 933,361	8.7%
	e. \$100,001 - \$1,000,000	9	0		\$ 2,340,864	\$ 49	0.0%	88	0		\$ 21,078,045	\$ 484,391	2.3%
	f. Over \$1,000,000	1	0		\$ 1,821,563	\$ -	-	1	0		\$ 1,821,563	\$ -	-
	<b>4th District Total</b>	<b>1,933</b>	<b>334</b>	<b>17.3%</b>	<b>\$ 10,238,988</b>	<b>\$ 523,137</b>	<b>5.1%</b>	<b>9,355</b>	<b>3,086</b>	<b>33.0%</b>	<b>\$ 54,053,209</b>	<b>\$ 6,249,117</b>	<b>11.6%</b>
5	a. \$1,000 or less	95	50	52.6%	\$ 38,623	\$ 19,540	50.6%	516	360	69.8%	\$ 195,008	\$ 139,251	71.4%
	b. \$1,001 - \$5,000	56	21	37.5%	\$ 124,300	\$ 55,233	44.4%	298	156	52.3%	\$ 685,266	\$ 423,159	61.8%
	c. \$5,001 - \$25,000	27	3	11.1%	\$ 252,020	\$ 52,286	20.7%	116	32	27.6%	\$ 1,123,679	\$ 443,632	39.5%
	d. \$25,001 - \$100,000	7	0		\$ 284,233	\$ 3,076	1.1%	38	8	21.1%	\$ 1,858,864	\$ 549,877	29.6%
	e. \$100,001 - \$1,000,000	1	1	100.0%	\$ 106,837	\$ 106,837	100.0%	8	1	12.5%	\$ 1,723,603	\$ 215,216	12.5%
	f. Over \$1,000,000												
	<b>5th District Total</b>	<b>186</b>	<b>75</b>	<b>40.3%</b>	<b>\$ 806,012</b>	<b>\$ 236,972</b>	<b>29.4%</b>	<b>976</b>	<b>557</b>	<b>57.1%</b>	<b>\$ 5,886,419</b>	<b>\$ 1,771,135</b>	<b>31.7%</b>
6	a. \$1,000 or less	87	35	40.2%	\$ 35,785	\$ 15,353	42.9%	456	315	69.1%	\$ 184,447	\$ 126,678	68.7%
	b. \$1,001 - \$5,000	54	12	22.2%	\$ 122,660	\$ 35,160	28.7%	230	116	50.4%	\$ 520,028	\$ 294,039	56.5%
	c. \$5,001 - \$25,000	23	4	17.4%	\$ 197,061	\$ 30,470	15.5%	95	28	29.5%	\$ 895,648	\$ 341,518	38.1%
	d. \$25,001 - \$100,000	7	0		\$ 299,153	\$ 22,548	7.5%	22	1	4.5%	\$ 931,203	\$ 135,399	14.5%
	e. \$100,001 - \$1,000,000	1	0		\$ 315,246	\$ 119	0.0%	5	0		\$ 899,126	\$ 158,427	17.6%
	f. Over \$1,000,000												
	<b>6th District Total</b>	<b>172</b>	<b>51</b>	<b>29.7%</b>	<b>\$ 969,906</b>	<b>\$ 103,650</b>	<b>10.7%</b>	<b>808</b>	<b>460</b>	<b>56.9%</b>	<b>\$ 3,430,452</b>	<b>\$ 1,056,061</b>	<b>30.8%</b>
7	a. \$1,000 or less	103	47	45.6%	\$ 35,196	\$ 15,533	44.1%	571	315	55.2%	\$ 205,441	\$ 115,411	56.2%
	b. \$1,001 - \$5,000	58	11	19.0%	\$ 147,105	\$ 37,248	25.3%	266	108	40.6%	\$ 624,058	\$ 271,575	43.5%
	c. \$5,001 - \$25,000	17	1	5.9%	\$ 208,904	\$ 16,844	8.1%	90	24	26.7%	\$ 974,838	\$ 316,188	32.4%
	d. \$25,001 - \$100,000	5	0		\$ 187,040	\$ 5,500	2.9%	15	0		\$ 676,266	\$ 60,461	8.9%
	e. \$100,001 - \$1,000,000	1	0		\$ 130,342	\$ 1,259	1.0%	7	0		\$ 1,766,982	\$ 57,457	3.3%
	f. Over \$1,000,000												
	<b>7th District Total</b>	<b>184</b>	<b>59</b>	<b>32.1%</b>	<b>\$ 708,587</b>	<b>\$ 76,385</b>	<b>10.8%</b>	<b>949</b>	<b>447</b>	<b>47.1%</b>	<b>\$ 4,247,585</b>	<b>\$ 821,093</b>	<b>19.3%</b>
8	a. \$1,000 or less	428	137	32.0%	\$ 150,590	\$ 52,577	34.9%	2,085	1,178	56.5%	\$ 717,952	\$ 430,385	59.9%
	b. \$1,001 - \$5,000	198	29	14.6%	\$ 465,631	\$ 88,487	19.0%	918	357	38.9%	\$ 2,172,340	\$ 989,103	45.5%
	c. \$5,001 - \$25,000	78	4	5.1%	\$ 757,299	\$ 85,225	11.3%	367	79	21.5%	\$ 3,645,373	\$ 1,060,058	29.1%
	d. \$25,001 - \$100,000	9	2	22.2%	\$ 429,897	\$ 116,255	27.0%	61	11	18.0%	\$ 2,944,553	\$ 676,224	23.0%
	e. \$100,001 - \$1,000,000							13	1	7.7%	\$ 3,993,778	\$ 929,958	23.3%
	f. Over \$1,000,000							5	0		\$ 19,225,734	\$ 2,161	0.0%
	<b>8th District Total</b>	<b>713</b>	<b>172</b>	<b>24.1%</b>	<b>\$ 1,803,417</b>	<b>\$ 342,543</b>	<b>19.0%</b>	<b>3,449</b>	<b>1,626</b>	<b>47.1%</b>	<b>\$ 32,699,730</b>	<b>\$ 4,087,889</b>	<b>12.5%</b>
9	a. \$1,000 or less	74	28	37.8%	\$ 31,594	\$ 13,142	41.6%	375	245	65.3%	\$ 140,559	\$ 91,130	64.8%
	b. \$1,001 - \$5,000	66	6	9.1%	\$ 157,209	\$ 24,200	15.4%	253	93	36.8%	\$ 579,756	\$ 237,042	40.9%
	c. \$5,001 - \$25,000	17	1	5.9%	\$ 195,933	\$ 20,342	10.4%	101	23	22.8%	\$ 1,077,963	\$ 280,442	26.0%
	d. \$25,001 - \$100,000	5	0		\$ 175,033	\$ 2,648	1.5%	17	1	5.9%	\$ 817,303	\$ 57,260	7.0%
	e. \$100,001 - \$1,000,000	1	0		\$ 349,890	\$ 67	0.0%	10	0		\$ 2,089,561	\$ 76,064	3.6%
	f. Over \$1,000,000							1	0		\$ 1,576,976	\$ 142	0.0%
	<b>9th District Total</b>	<b>163</b>	<b>35</b>	<b>21.5%</b>	<b>\$ 909,659</b>	<b>\$ 60,399</b>	<b>6.6%</b>	<b>757</b>	<b>362</b>	<b>47.8%</b>	<b>\$ 6,282,117</b>	<b>\$ 742,079</b>	<b>11.8%</b>
10	a. \$1,000 or less	254	60	23.6%	\$ 91,922	\$ 25,215	27.4%	1,212	473	39.0%	\$ 421,977	\$ 184,641	43.8%
	b. \$1,001 - \$5,000	100	8	8.0%	\$ 247,333	\$ 41,083	16.6%	560	147	26.3%	\$ 1,362,152	\$ 446,010	32.7%
	c. \$5,001 - \$25,000	40	4	10.0%	\$ 413,037	\$ 59,511	14.4%	207	28	13.5%	\$ 2,214,487	\$ 462,621	20.9%
	d. \$25,001 - \$100,000	5	0		\$ 259,708	\$ 7,824	3.0%	25	0		\$ 1,194,575	\$ 65,204	5.5%
	e. \$100,001 - \$1,000,000	2	0		\$ 201,278	\$ -	-	7	0		\$ 1,260,494	\$ 48,532	3.9%
	f. Over \$1,000,000							1	0		\$ 1,262,496	\$ 12,875	1.0%
	<b>10th District Total</b>	<b>401</b>	<b>72</b>	<b>18.0%</b>	<b>\$ 1,213,278</b>	<b>\$ 133,632</b>	<b>11.0%</b>	<b>2,012</b>	<b>648</b>	<b>32.2%</b>	<b>\$ 7,716,181</b>	<b>\$ 1,219,884</b>	<b>15.8%</b>
11	a. \$1,000 or less	142	57	40.1%	\$ 40,694	\$ 17,942	44.1%	923	588	63.7%	\$ 266,361	\$ 171,848	64.5%
	b. \$1,001 - \$5,000	55	4	7.3%	\$								

# Colorado Judicial Depart

SHOWING EACH YEAR'S ASSESSED TOTAL AND AMOUNTS PAID AS OF SEPTEMBER 9, 2016 (non-joint & several, and excludes interest)

District	Assessed Group	FY2015-16 Sentences						Five Year Totals					
		Cases with Restitution Orders	Cases Paid in Full	% Paid in Full	Restitution Assessed	Paid as of Sept. 9, 2016	% Paid as of Sept. 9, 2016	Cases with Restitution Orders	Cases Paid in Full	% Paid in Full	Restitution Assessed	Paid as of Sept. 9, 2016	% Paid as of Sept. 9, 2016
12	a. \$1,000 or less	85	20	23.5%	\$ 28,554	\$ 6,878	24.1%	490	270	55.1%	\$ 167,976	\$ 90,347	53.8%
	b. \$1,001 - \$5,000	38	5	13.2%	\$ 84,770	\$ 13,657	16.1%	234	77	32.9%	\$ 523,696	\$ 211,065	40.3%
	c. \$5,001 - \$25,000	12	0		\$ 126,623	\$ 6,167	4.9%	83	18	21.7%	\$ 790,066	\$ 287,845	36.4%
	d. \$25,001 - \$100,000	4	1	25.0%	\$ 204,847	\$ 59,260	28.9%	10	1	10.0%	\$ 432,213	\$ 67,010	15.5%
	e. \$100,001 - \$1,000,000												
	f. Over \$1,000,000							4	0		\$ 644,215	\$ 63,472	9.9%
	<b>12th District Total</b>	<b>139</b>	<b>26</b>	<b>18.7%</b>	<b>\$ 444,794</b>	<b>\$ 85,962</b>	<b>19.3%</b>	<b>821</b>	<b>366</b>	<b>44.6%</b>	<b>\$ 2,558,166</b>	<b>\$ 719,739</b>	<b>28.1%</b>
13	a. \$1,000 or less	92	33	35.9%	\$ 31,813	\$ 9,842	30.9%	397	227	57.2%	\$ 129,598	\$ 68,158	52.6%
	b. \$1,001 - \$5,000	39	6	15.4%	\$ 91,414	\$ 17,468	19.1%	208	93	44.7%	\$ 497,747	\$ 244,084	49.0%
	c. \$5,001 - \$25,000	15	3	20.0%	\$ 157,806	\$ 20,198	12.8%	92	25	27.2%	\$ 1,002,207	\$ 322,547	32.2%
	d. \$25,001 - \$100,000	3	0		\$ 100,142	\$ 4,185	4.2%	12	1	8.3%	\$ 441,509	\$ 52,505	11.9%
	e. \$100,001 - \$1,000,000	1	0		\$ 146,615	\$ -		4	0		\$ 548,244	\$ 58,817	10.7%
	f. Over \$1,000,000												
	<b>13th District Total</b>	<b>150</b>	<b>42</b>	<b>28.0%</b>	<b>\$ 527,791</b>	<b>\$ 51,694</b>	<b>9.8%</b>	<b>713</b>	<b>346</b>	<b>48.5%</b>	<b>\$ 2,619,305</b>	<b>\$ 746,111</b>	<b>28.5%</b>
14	a. \$1,000 or less	76	39	51.3%	\$ 26,408	\$ 10,787	40.8%	468	332	70.9%	\$ 147,018	\$ 109,371	74.4%
	b. \$1,001 - \$5,000	26	7	26.9%	\$ 58,632	\$ 24,986	42.6%	152	75	49.3%	\$ 356,502	\$ 200,213	56.2%
	c. \$5,001 - \$25,000	11	3	27.3%	\$ 134,610	\$ 45,125	33.5%	57	14	24.6%	\$ 607,812	\$ 203,012	33.4%
	d. \$25,001 - \$100,000	1	0		\$ 38,065	\$ 96	0.3%	11	1	9.1%	\$ 503,351	\$ 81,574	16.2%
	e. \$100,001 - \$1,000,000	2	0		\$ 551,114	\$ -		6	0		\$ 1,357,191	\$ 86,583	6.4%
	f. Over \$1,000,000												
	<b>14th District Total</b>	<b>116</b>	<b>49</b>	<b>42.2%</b>	<b>\$ 808,829</b>	<b>\$ 80,993</b>	<b>10.0%</b>	<b>694</b>	<b>422</b>	<b>60.8%</b>	<b>\$ 2,971,874</b>	<b>\$ 680,753</b>	<b>22.9%</b>
15	a. \$1,000 or less	62	17	27.4%	\$ 15,223	\$ 3,686	24.2%	376	227	60.4%	\$ 80,684	\$ 47,747	59.2%
	b. \$1,001 - \$5,000	11	2	18.2%	\$ 23,403	\$ 11,526	49.2%	79	35	44.3%	\$ 180,061	\$ 98,630	54.8%
	c. \$5,001 - \$25,000	3	0		\$ 30,899	\$ -		17	5	29.4%	\$ 188,370	\$ 75,600	40.1%
	d. \$25,001 - \$100,000							5	2	40.0%	\$ 204,653	\$ 92,587	45.2%
	e. \$100,001 - \$1,000,000	1	0		\$ 223,325	\$ 574	0.3%	2	1	50.0%	\$ 415,538	\$ 192,787	46.4%
	f. Over \$1,000,000												
	<b>15th District Total</b>	<b>77</b>	<b>19</b>	<b>24.7%</b>	<b>\$ 292,850</b>	<b>\$ 15,786</b>	<b>5.4%</b>	<b>479</b>	<b>270</b>	<b>56.4%</b>	<b>\$ 1,069,305</b>	<b>\$ 507,350</b>	<b>47.4%</b>
16	a. \$1,000 or less	42	7	16.7%	\$ 9,633	\$ 1,823	18.9%	246	98	39.8%	\$ 66,433	\$ 29,067	43.8%
	b. \$1,001 - \$5,000	9	1	11.1%	\$ 21,182	\$ 2,997	14.1%	93	22	23.7%	\$ 226,654	\$ 63,997	28.2%
	c. \$5,001 - \$25,000	1	0		\$ 23,395	\$ -		28	8	28.6%	\$ 247,848	\$ 66,671	26.9%
	d. \$25,001 - \$100,000	2	0		\$ 64,913	\$ 2,851	4.4%	10	0		\$ 382,345	\$ 45,598	11.9%
	e. \$100,001 - \$1,000,000	1	0		\$ 242,768	\$ 1,049	0.4%	3	0		\$ 578,021	\$ 4,488	0.8%
	f. Over \$1,000,000												
	<b>16th District Total</b>	<b>55</b>	<b>8</b>	<b>14.5%</b>	<b>\$ 361,982</b>	<b>\$ 8,719</b>	<b>2.4%</b>	<b>380</b>	<b>128</b>	<b>33.7%</b>	<b>\$ 1,501,301</b>	<b>\$ 209,822</b>	<b>14.0%</b>
17	a. \$1,000 or less	513	140	27.3%	\$ 214,870	\$ 66,340	30.9%	2,737	1,445	52.8%	\$ 1,134,321	\$ 635,409	56.0%
	b. \$1,001 - \$5,000	337	24	7.1%	\$ 798,878	\$ 114,520	14.3%	1,610	578	35.9%	\$ 3,698,402	\$ 1,589,655	43.0%
	c. \$5,001 - \$25,000	111	10	9.0%	\$ 1,212,549	\$ 163,197	13.5%	566	109	19.3%	\$ 6,000,996	\$ 1,646,924	27.4%
	d. \$25,001 - \$100,000	22	0		\$ 914,810	\$ 56,424	6.2%	101	15	14.9%	\$ 4,391,442	\$ 824,432	18.8%
	e. \$100,001 - \$1,000,000	3	0		\$ 569,635	\$ 57,389	10.1%	29	1	3.4%	\$ 5,809,868	\$ 439,050	7.6%
	f. Over \$1,000,000							5	0		\$ 6,371,973	\$ 79,199	1.2%
	<b>17th District Total</b>	<b>986</b>	<b>174</b>	<b>17.6%</b>	<b>\$ 3,710,742</b>	<b>\$ 457,870</b>	<b>12.3%</b>	<b>5,048</b>	<b>2,148</b>	<b>42.6%</b>	<b>\$ 27,407,001</b>	<b>\$ 5,214,668</b>	<b>19.0%</b>
18	a. \$1,000 or less	627	201	32.1%	\$ 251,784	\$ 87,155	34.6%	3,429	1,954	57.0%	\$ 1,281,726	\$ 731,384	57.1%
	b. \$1,001 - \$5,000	376	57	15.2%	\$ 896,356	\$ 188,840	21.1%	1,929	718	37.2%	\$ 4,566,357	\$ 1,981,879	43.4%
	c. \$5,001 - \$25,000	143	15	10.5%	\$ 1,379,780	\$ 249,780	18.1%	844	218	25.8%	\$ 8,840,292	\$ 2,969,611	33.6%
	d. \$25,001 - \$100,000	28	3	10.7%	\$ 1,246,121	\$ 210,990	16.9%	178	35	19.7%	\$ 7,922,986	\$ 2,218,815	28.0%
	e. \$100,001 - \$1,000,000	11	0		\$ 3,713,203	\$ 3,651	0.1%	67	3	4.5%	\$ 20,518,156	\$ 1,535,011	7.5%
	f. Over \$1,000,000	1	0		\$ 3,313,397	\$ -		8	0		\$ 18,976,667	\$ 84,681	0.4%
	<b>18th District Total</b>	<b>1,186</b>	<b>276</b>	<b>23.3%</b>	<b>\$ 10,800,640</b>	<b>\$ 740,416</b>	<b>6.9%</b>	<b>6,455</b>	<b>2,928</b>	<b>45.4%</b>	<b>\$ 62,106,184</b>	<b>\$ 9,521,380</b>	<b>15.3%</b>
19	a. \$1,000 or less	245	72	29.4%	\$ 93,535	\$ 30,501	32.6%	1,299	653	50.3%	\$ 482,640	\$ 257,824	53.4%
	b. \$1,001 - \$5,000	139	16	11.5%	\$ 358,005	\$ 53,656	15.0%	714	233	32.6%	\$ 1,678,417	\$ 643,716	38.4%
	c. \$5,001 - \$25,000	68	4	5.9%	\$ 731,686	\$ 97,248	13.3%	346	68	19.7%	\$ 3,747,703	\$ 1,139,772	30.4%
	d. \$25,001 - \$100,000	13	0		\$ 549,097	\$ 15,794	2.9%	57	4	7.0%	\$ 2,435,975	\$ 278,135	11.4%
	e. \$100,001 - \$1,000,000							12	1	8.3%	\$ 3,784,094	\$ 229,606	6.1%
	f. Over \$1,000,000							1	0		\$ 1,400,000	\$ 19,085	1.4%
	<b>19th District Total</b>	<b>465</b>	<b>92</b>	<b>19.8%</b>	<b>\$ 1,732,323</b>	<b>\$ 197,199</b>	<b>11.4%</b>	<b>2,429</b>	<b>959</b>	<b>39.5%</b>	<b>\$ 13,528,830</b>	<b>\$ 2,568,137</b>	<b>19.0%</b>
20	a. \$1,000 or less	309	111	35.9%	\$ 112,558	\$ 40,674	36.1%	1,565	844	53.9%	\$ 569,476	\$ 323,417	56.8%
	b. \$1,001 - \$5,000	152	23	15.1%	\$ 346,098	\$ 66,772	19.3%	802	317	39.5%	\$ 1,837,535	\$ 833,215	45.3%
	c. \$5,001 - \$25,000	66	6	9.1%	\$ 598,414	\$ 63,302	10.6%	321	62	19.3%	\$ 3,331,995	\$ 924,605	27.7%
	d. \$25,001 - \$100,000	12	0		\$ 641,336	\$ 26,030	4.1%	56	7	12.5%	\$ 2,781,666	\$ 493,810	17.8%
	e. \$100,001 - \$1,000,000	5	0		\$ 780,599	\$ 33,198	4.3%	28	2	7.1%	\$ 7,726,586	\$ 827,791	10.7%
	f. Over \$1,000,000							2	0		\$ 3,055,533	\$ 4,398	0.1%
	<b>20th District Total</b>	<b>544</b>	<b>140</b>	<b>25.7%</b>	<b>\$ 2,479,006</b>	<b>\$ 229,976</b>	<b>9.3%</b>	<b>2,774</b>	<b>1,232</b>	<b>44.4%</b>	<b>\$ 19,302,790</b>	<b>\$ 3,407,235</b>	<b>17.7%</b>
21	a. \$1,000 or less	265	82	30.9%	\$ 96,936	\$ 35,849	37.0%	1,435	858	59.8%	\$ 494,495	\$ 310,099	62.7%
	b. \$1,001 - \$5,000	104	15	14.4%	\$ 211,767	\$ 42,152	19.9%	662	257	38.8%	\$ 1,528,241	\$ 709,196	46.4%
	c. \$5,001 - \$25,000	45	2	4.4%	\$ 448,557	\$ 50,413	11.2%	243	38	15.6%	\$ 2,532,738	\$ 639,062	25.2%
	d. \$25,001 - \$100,000	7	2	28.6%	\$ 350,202	\$ 84,983	24.3%	33	3	9.1%	\$ 1,454,879	\$ 232,650	16.0%
	e. \$100,001 - \$1,000,000	2	0		\$ 702,369	\$ -		8	0		\$ 2,410,761	\$ 30,269	1.3%
	f. Over \$1,000,000												
	<b>21st District Total</b>	<b>423</b>	<b>101</b>	<b>23.9%</b>	<b>\$ 1,809,830</b>	<b>\$ 213,397</b>	<b>11.8%</b>	<b>2,381</b>	<b>1,156</b>	<b>48.6%</b>	<b>\$ 8,421,113</b>	<b>\$ 1,921,275</b>	<b>22.8%</b>
22	a. \$1,000 or less	46	15	32.6%	\$ 15,836	\$ 5,287	33.4%	227	123	54.2%	\$ 84,589	\$ 49,305	58.3%
	b. \$1,001 - \$5,000	30	5	16.7%	\$ 69,274	\$ 13,445	19.4%	114	36	31.6%	\$ 269,891	\$ 106,444	39.4%
	c. \$5,001 - \$25,000	5	0		\$ 58,696	\$ 3,670	6.3%	26	8	30.8%	\$ 253,349	\$ 79,996	31.6%
	d. \$25,001 - \$100,000	1	0		\$ 62,586	\$ 96	0.2%	4	1	25.0%	\$ 194,978	\$ 48,832	25.0%
	e. \$100,001 - \$1,000,000	1	0		\$ 304,223	\$ -		5	0		\$ 1,657,452	\$ 18,103	1.1%
	f. Over \$1,000,000												
	<b>22nd District Total</b>	<b>83</b>	<b>20</b>	<b>24.1%</b>	<b>\$ 510,615</b>	<b>\$ 22,498</b>	<b>4.4%</b>	<b>376</b>	<b>168</b>	<b>44.7%</b>	<b>\$ 2,460,260</b>	<b>\$ 302,680</b>	<b>12.3%</b>
Statewide	a. \$1,000 or less	5,535	1,649	29.8%	\$ 2,027,143	\$ 643,335	31.7%	28,365	14,800	52.2%	\$ 10,289,806	\$ 5,591,290	54.3%
	b. \$1,001 - \$5,000	2,943	372	12.6%	\$ 6,960,394	\$ 1,227,560	17.6%	15,030	5,145	34.2%	\$ 35,268,173	\$ 14,230,076	40.3%

The background of the page is a faded, light-colored photograph of an outdoor park area. In the foreground, there are several stone benches and a large, ornate stone fountain. The fountain has multiple tiers and a central water feature. In the background, there are trees with some autumn-colored leaves and a building with a red roof. The overall scene is bright and somewhat washed out, serving as a decorative backdrop for the text.

# **SECTION VIII: COLORADO PROBATION**

# CHIEF PROBATION OFFICERS

**FIRST  
JUDICIAL DISTRICT**

Leslie Schaefer  
Jeff Carpenter, Deputy

**SECOND ADULT  
JUDICIAL DISTRICT**

Cary Heck  
Cheryl Frenette, Deputy

**SECOND JUDICIAL DISTRICT  
JUVENILE**

Shawn Cohn

**THIRD  
JUDICIAL DISTRICT**

Martin Malouff

**FOURTH  
JUDICIAL DISTRICT**

Ellen Walker  
Cindy Patton, Deputy

**FIFTH  
JUDICIAL DISTRICT**

Laurel Lamont

**SIXTH  
JUDICIAL DISTRICT**

Thomas Harms

**SEVENTH  
JUDICIAL DISTRICT**

Rob Omer

**EIGHTH  
JUDICIAL DISTRICT**

Chris Gastelle  
Greg Otte, Deputy

**NINTH  
JUDICIAL DISTRICT**

William Sightler

**TENTH  
JUDICIAL DISTRICT**

David Simental

**ELEVENTH  
JUDICIAL DISTRICT**

Michael O'Rourke

**TWELFTH  
JUDICIAL DISTRICT**

Bill Gurule

**THIRTEENTH  
JUDICIAL DISTRICT**

John Draxler

**FOURTEENTH  
JUDICIAL DISTRICT**

vacant

**FIFTEENTH  
JUDICIAL DISTRICT**

Byron Hall

**SIXTEENTH  
JUDICIAL DISTRICT**

Tobin Wright

**SEVENTEENTH  
JUDICIAL DISTRICT**

Jenifer Morgen  
Vacant, Deputy

**EIGHTEENTH  
JUDICIAL DISTRICT**

Doug Gray  
Shelly Sack, Deputy

**NINETEENTH  
JUDICIAL DISTRICT**

Jerry Green  
Mary Nagler, Deputy

**TWENTIETH  
JUDICIAL DISTRICT**

Greg Brown

**TWENTY-FIRST  
JUDICIAL DISTRICT**

Linda Robinson

**TWENTY-SECOND JUDICIAL  
DISTRICT**

Sonia Buffington

Updated as of 8/31/16

# COLORADO PROBATION

*Colorado Probation is Committed to:*

- *Public Safety*
- *Victim and Community Reparation through Offender Accountability*
- *Skill and Competency Development;*
- *Services to the Communities of Colorado.*

The above Statement of Common Ground was developed to clearly identify the critical functions of justice that unify all probation departments in carrying out their mission. Probation's commitment to these practices requires the implementation of innovative approaches to offender assessment, supervision, victim involvement and services to the community. As new research becomes available and as best practices evolve it is necessary to adapt Probation's practices to better serve the community and increase public safety for the residents of Colorado.

This year's statistical report reflects our commitment to supervise probationers, protect the public, reduce the overall cost of the correctional system and serve victims of crime.

## ***Probation Programs (Tables 39, 48 and 75)***

The Colorado Judicial Department administers adult and juvenile probation in 22 judicial districts. This includes 23 probation departments with over 65 separate probation locations throughout the state. The Division of Probation Services develops and publishes standards for regular probation supervision and all intensive probation programs. Within the limits of statute and these state standards, each district is free to develop and structure programs that address the needs of the local court and the community. In all districts, probationers are assessed for risk and need factors. Based on these assessments, those placed on regular probation are put on minimum, medium or maximum supervision.

The number of adult probationers sentenced to state probation in FY 2016 was 38,536 and on June 30, 2016 there were 53,813 adult probationers on regular supervision. In FY 2016, 63 percent of adults completed regular state probation successfully. An additional 1,225 adult probationers were sentenced to an intensive program and 7,122 were assigned to private probation supervision.

In Fiscal Year 2016, 3,170 juveniles were sentenced to probation and on June 30, 2016 there were 3,745 juveniles on supervision. In FY 2016, 71 percent of juveniles completed regular state probation successfully. An additional 167 juveniles were sentenced to Juvenile Intensive Supervision Probation (JISP) in FY 2016.

## ***Intensive Probation Programs***

Intensive programs are created in statute or otherwise established to provide the courts and probation with community supervision options for higher-risk offenders. Three main goals drive intensive probation programs: to assess criminal risk and target offenders' service needs that relate to ongoing criminal activity; provide the highest level of supervision available; identify and make referrals for appropriate treatment and services to reduce criminal behavior. Probationers must meet certain criteria, based on assessed risk and need, before being placed in intensive probation programs. These programs offer risk/need assessments, offense specific treatment, electronic monitoring, and cognitive skills training. Due to the significant number of supervision requirements, and the level of risk, the number of offenders assigned to an intensive program caseload is capped at 18-30 offenders, depending on the program. These intensive programs include; Limit Setter Intensive Probation (LSIP); Juvenile Intensive Supervision (JISP); the Female Offender Program (FOP); and Sex Offender Intensive Supervision (SOISP) for Adults.

## ***Limit Setter-Intensive Probation (LSIP) (Table 39, Table 82-85)***

The Limit Setter Intensive Probation (LSIP) was created in FY 2015 as a community-based supervision program designed for higher risk probationers. This program was preceded by the Adult Intensive Supervision Probation (AISP) Program. AISP was implemented statewide in FY 1982, as a community sentencing

alternative to incarceration for selected high risk adult offenders with extensive criminal histories. The program remains a sentencing option in cases in which the offense date occurred before October 1, 2013. Pursuant to HB13-250, offenses committed after October 1, 2013, are subject to LSIP eligibility screening and placement by probation. Consequently, the AISP program will no longer be a sentencing option for probationers with offenses committed after October 1, 2013. The LSIP program targets specific criminogenic needs with intensive interventions and requires accountability, with the goal of long-term behavior change and enhanced public safety. LSIP may be used for a probationer who has been under the supervision of probation for a period of time and a reassessment indicates the probationer's risk of re-offense has increased and the probationer meets the acceptance criteria of the intensive program.

### ***Juvenile Intensive Supervision Probation (Table 39, Table 94-97)***

The Juvenile Intensive Supervision Probation (JISP) Program was implemented in FY 1991 as a community sentencing option for selected high risk juvenile offenders. As a result of its proven effectiveness the General Assembly approved expansion of the program sufficient to allow its existence in all 22 judicial districts. The program is designed to deliver intensive case management to include monitoring of school progress, referral for remedial educational assistance, home visits, electronic monitoring, drug testing, skill building and treatment services, as required. The number of juveniles assigned to a JISP officer is capped at 18. In FY 2016 there were 167 juveniles sentenced to JISP and on June 30, 2016 there were 166 juveniles on JISP. In FY 2016, 77 juveniles (41%) successfully completed the program who might otherwise have served sentences in the Division of Youth Corrections.

### ***Female Offender Program (Table 39, Table 90-93)***

The Female Offender Program (FOP) was initially a grant funded pilot project developed in FY 1991, to intervene in the lives of high risk, substance abusing female offenders. In FY 1995 the General Assembly, based on the results of the pilot program, provided state funding in only 10 judicial districts. The program is designed to deliver intensive gender based case management to include frequent contact, skill building, regular employment or vocational/educational efforts, drug testing, home visits, electronic monitoring and participation in treatment, as required. The program was terminated in FY 2004 as a result of required budget reductions. Prior to the program's termination there was a 0% recidivism rate, for one year following termination from probation, for those offenders that successfully completed the program in FY 2001 and FY 2002. In FY 2005 the program was again funded to previous levels. The number of women assigned to each FOP officer is capped at 30. In FY 2016 there were 258 female offenders sentenced to FOP and on June 30, 2016 there were 360 in the program. In FY 2016, 93 women (55%) successfully completed the program who might otherwise have served sentences in jail, community corrections, or the Department of Corrections.

### ***Sex Offender Intensive Supervision Probation (Table 39, Table 86-89)***

The Sex Offender Intensive Supervision Program (SOISP) is designed to provide the highest level of supervision to adult sex offenders who are placed on probation. Although initially created in statute in 1998 to address the risk posed by lifetime supervision cases, the Colorado Legislature made a significant change to the statute in 2001. Pursuant to HB01-1229, all felony sex offenders convicted on or after July 1, 2001, are statutorily mandated to be supervised by the SOISP program. Any adult convicted of a felony sex offense who is sentenced to probation is required to be supervised by the Sex Offender Intensive Supervision Program.

The goal of intensive supervision probation for sex offenders is to minimize the risk to the public to the greatest extent possible, by holding probationers accountable for their present and past anti-social and criminal behavior, encouraging pro-social skill building, and assisting the probationer's ability to repair the harm caused by their actions, when possible. SOISP includes a combination of high level surveillance and monitoring; evidenced-based and best practice supervision strategies, physiological monitoring, and collaboration with Community Supervision Teams. Some sex offenders cannot or will not respond to treatment and there is no expectation that all sex offenders can be successful in treatment. Depending on the probationer, elements of community supervision may include restricted activities, daily contact with the probationer, curfew checks, home visitation, employment visitation and monitoring, drug and alcohol screening, and/or sex offense specific treatment to include the use of polygraph testing. SOISP consists of three phases, each with specific criteria that must be met prior to a reduction in the level of supervision. Movement within all phases is behaviorally-



based and guided by specific criteria. The program design anticipated a two-year period of supervision in the SOISP program but due to additional requirements developed since program inception, the average length of time for completion has increased to approximately 4 years. There were originally 46 probation officers appropriated for the program. Caseload sizes were capped at 25 probationers, for a program capacity of 1,150.

In FY 2016 there were 371 probationers sentenced to SOISP and on June 30, 2016 there were 1,374 on SOISP. In FY 2016 the program successfully terminated 182 offenders (62%) from the SOISP program who might otherwise have served sentences in the Department of Corrections.

## **Other Probation Programs**

### ***Private Probation (Table 39, Table 56-68)***

Chief Justice Directive 16-01 (formerly 04-03 and 96-05), defines the priority use of probation resources and the circumstances under which districts may contract with private probation. Part III of the directive states that districts may enter into agreements with public or private entities for the provision of probation services, including investigation services and the supervision of lower risk adult probationers. Although not every judicial district has access to or utilizes a private provider, Colorado Probation has contracted for private probation services since FY 1996, due in part to the inadequacy of staff resources to supervise all offenders sentenced to probation at the level required by standard. In FY 2016 there were 7,122 new offenders sent to private probation for supervision. Of these 4,361 were on supervision for a DUI/DWAI while 2,761 were sentenced for some other criminal offense. On June 30, 2016 there were 15,644 offenders being managed under private probation service contracts. Of these, 9,890 were on supervision for a DUI/DWAI while 5,754 were on supervision for some other criminal offense. In FY 2016 private probation successfully terminated 6,434 DUI/DWAI offenders (87%) and another 2,915 criminal offenders (83%). By utilizing private probation for lower risk offenders, State probation departments can concentrate their resources on the higher risk offenders.

### ***DUI/DWAI Offenders (Table 39, Table 41, Table 102-110)***

In FY 2007 the Alcohol and Drug Driving Safety (ADDS) Program was fully integrated within each probation department. This integration provides an enhanced ability to deliver supervision for Drinking/Drug/Driving offending population. The ADDS program conducts alcohol/drug evaluations and makes treatment recommendations for offenders convicted of driving under the influence of, or impaired by, drugs or alcohol. In FY 2016 the program completed 18,758 DUI/DWAI Evaluations for Colorado's county courts, excluding Denver County. In FY 2016 there were 2,277 offenders sentenced to monitoring. On June 30, 2016 there were 3,810 DUI/DWAI offenders being monitored by State Probation. In FY 2016 state probation successfully terminated 1,872 (86%) DUI monitored offenders. Other DUI/DWAI offenders who were sentenced to regular probation supervision are included in the Adult Probation section but are not separately identified.

### ***Victim Services (Table 99-101)***

In FY 1993 Colorado's General Assembly enacted victims' rights legislation for victims of personal crime. In 1996, the Victims' Rights Act was amended to require Colorado Probation departments to provide victim services. Each of the state's 23 probation departments provides services to eligible victims, who request to be notified, when the offender is placed on probation. In addition to providing referrals and general assistance, in FY 2016 Probation Victim Services Officers sent letters to 16,920 victims of crime informing them of their right to receive notification; of these victims, eighteen percent (2,992) requested receipt of the statutorily required notification. In FY 2016, there were a total of 13,074 critical probation notification events that occurred.

TABLE 39

**Grand Totals - Probation**  
**Adult Regular, Private, Juvenile Regular, Intensive Programs, Monitoring and Investigations**  
**FY2015 and FY2016**

	Investigations/DUI Evaluations		New Clients		Closures		Active as of June 30 (Supervision/Monitoring)	
	FY 2015	FY 2016	FY 2015	FY 2016	FY 2015	FY 2016	FY 2015	FY 2016
<b>State Adult Regular</b>	13,613	14,351	35,136	38,962	26,564	27,274	49,886	53,813
<b>Adult Intensive Supervision (AISP/LSIP)<sup>1</sup></b>			680	596	859	652	822	699
<b>Sex Offender Intensive Supervision (SOISP)</b>			349	371	356	327	1,452	1,374
<b>Female Offender Program (FOP)</b>			222	258	220	210	294	360
<b>Private Probation Non- DUI/DWAI</b>			3,221	2,761	3,828	3,560	6,128	5,754
<b>Private Probation DUI/DWAI</b>			5,775	4,361	7,655	7,418	11,359	9,890
<b>State Monitored DUI/DWAI</b>	18,597	18,758	2,390	2,277	2,806	2,171	3,997	3,810
<b>Grand Total Adult Population</b>	<b>32,210</b>	<b>33,109</b>	<b>47,773</b>	<b>49,586</b>	<b>42,288</b>	<b>41,612</b>	<b>73,938</b>	<b>75,700</b>

	Investigations		New Clients		Closures		Active as of June 30 (Supervision)	
	FY 2015	FY 2016	FY 2015	FY 2016	FY 2015	FY 2016	FY 2015	FY 2016
<b>State Juvenile</b>	1,287	1,219	3,290	3,172	2,805	2,566	3,770	3,745
<b>Juvenile Intensive Supervision (JISP)</b>			172	167	226	193	208	166
<b>Grand Total Juvenile Population</b>	<b>1,287</b>	<b>1,219</b>	<b>3,462</b>	<b>3,339</b>	<b>3,031</b>	<b>2,759</b>	<b>3,978</b>	<b>3,911</b>

	Investigations/DUI Evaluations		New Clients		Closures		Active as of June 30 (Supervision/Monitoring)	
	FY 2015	FY 2016	FY 2015	FY 2016	FY 2015	FY 2016	FY 2015	FY 2016
<b>Grand Total Adult and Juvenile Population</b>	<b>33,497</b>	<b>34,328</b>	<b>51,235</b>	<b>52,925</b>	<b>45,319</b>	<b>44,371</b>	<b>77,916</b>	<b>79,611</b>

<sup>1</sup>**Adult Intensive Supervision (AISP/LSIP):** FY 2015/2016 Adult Intensive Supervision Probation contains both AISP and Limit Setter-Intensive Probation (LSIP) clients. On October 1, 2013, LSIP replaces AISP as a sentencing option. LSIP was created as a community based supervision program designed for higher risk probationers.

TABLE 40

**FY 2016**  
**Colorado Adult Probation**  
**State Regular and Non-DUI/DWAI Private Combined**  
**Successful/Unsuccessful Terminations**

Note: Because adult state and private programs are reported separately, this summary table was created to identify termination rates for all non-DUI adult probationers. A similar table was not created for juveniles because all supervision is provided by state probation.

DISTRICT	SUCCESSFUL TERMINATIONS				UNSUCCESSFUL TERMINATIONS								Total Terminations			
	Successful				Revoked				Absconded							
	Private (Non-DUI/DWAI)		TOTAL		Private (Non-DUI/DWAI)		TOTAL		Private (Non-DUI/DWAI)		TOTAL		Private (Non-DUI/DWAI)		TOTAL	
	State	Number	Number	%	State	Number	Number	%	State	Number	Number	%	State	Number	Number	%
1	1,541	438	1,979	64%	744	70	814	26%	268	43	311	10%	2,553	551	3,104	100%
2	1,151	0	1,151	53%	450	0	450	21%	585	0	585	27%	2,186	0	2,186	100%
3	122	0	122	75%	21	0	21	13%	19	0	19	12%	162	0	162	100%
4	956	313	1,269	57%	496	24	520	24%	379	43	422	19%	1,831	380	2,211	100%
5	509	48	557	76%	76	0	76	10%	96	3	99	14%	681	51	732	100%
6	277	0	277	72%	62	0	62	16%	45	0	45	12%	384	0	384	100%
7	335	1	336	74%	57	0	57	12%	64	0	64	14%	456	1	457	100%
8	1,035	341	1,376	69%	245	35	280	14%	252	72	324	16%	1,532	448	1,980	100%
9	300	0	300	79%	43	0	43	11%	38	0	38	10%	381	0	381	100%
10	521	69	590	53%	295	3	298	27%	225	9	234	21%	1,041	81	1,122	100%
11	426	28	454	71%	115	0	115	18%	70	1	71	11%	611	29	640	100%
12	258	11	269	59%	119	1	120	26%	62	3	65	14%	439	15	454	100%
13	519	5	524	74%	99	0	99	14%	84	0	84	12%	702	5	707	100%
14	241	0	241	75%	46	0	46	14%	34	0	34	11%	321	0	321	100%
15	77	0	77	73%	15	0	15	14%	14	0	14	13%	106	0	106	100%
16	85	0	85	55%	48	0	48	31%	22	0	22	14%	155	0	155	100%
17	3,041	228	3,269	66%	942	25	967	20%	674	35	709	14%	4,657	288	4,945	100%
18	1,601	794	2,395	68%	674	47	721	20%	388	35	423	12%	2,663	876	3,539	100%
19	1,106	74	1,180	70%	327	7	334	20%	170	10	180	11%	1,603	91	1,694	100%
20	620	430	1,050	70%	195	61	256	17%	138	52	190	13%	953	543	1,496	100%
21	446	134	580	68%	156	19	175	20%	84	19	103	12%	686	172	858	100%
22	109	1	110	48%	61	0	61	26%	59	1	60	26%	229	2	231	100%
STATE	15,276	2,915	18,191	65%	5,286	292	5,578	20%	3,770	326	4,096	15%	24,332	3,533	27,865	100%

Key: *Successful Terminations*: This number includes the state successful terminations and private (Non-DUI/DWAI) successful terminations.  
*Unsuccessful Terminations*: This column includes those probationers who were revoked or absconded. A revocation is defined as a termination from probation supervision for a technical violation, new misdemeanor, or new felony. A revocation to Community Corrections is NOT included in this section. These offenders are not included on this table as they are still under the supervision and jurisdiction of probation. Absconded refers to probationers who become fugitives and are no longer compliant with probation supervision.  
*Total Terminations*: This table includes: successful terminations, revocations and absconders from probation supervision. Additional types of probation closures are included in Table 48 and Table 62.

Note: Percentages may not total 100 percent because of rounding.

A faded background image of a park. In the foreground, there is a large, ornate fountain with water spraying upwards. Several people are visible in the park, some sitting on benches and others walking. The background shows trees and a building. The overall scene is bright and sunny.

# **COLORADO PROBATION: REGULAR ADULT STATE PROBATION**

TABLE 41

**FY 2016**  
**Colorado State Adult Probation**  
**Investigations**

TYPE:	Sex Offender Investigations		Pre-Sentence Investigations		DUI/DWAI Evaluations <sup>1</sup>		Updated Pre-Sentence Investigations		Intake Evaluations		Interstate Investigations to Colorado		Administrative Investigations (additional cases)		TOTAL INVESTIGATIONS	
	Number	%	Number	%	Number	%	Number	%	Number	%	Number	%	Number	%	Number	%
1	179	5%	1,154	33%	1,872	53%	62	2%	0	0%	64	2%	218	6%	3,549	100%
2	150	6%	1,511	63%	147	6%	20	1%	269	11%	98	4%	187	8%	2,382	100%
3	0	0%	66	50%	63	48%	0	0%	0	0%	0	0%	2	2%	131	100%
4	157	4%	873	21%	2,581	63%	2	0%	0	0%	163	4%	329	8%	4,105	100%
5	20	2%	121	12%	800	79%	3	0%	17	2%	10	1%	41	4%	1,012	100%
6	8	1%	286	40%	356	49%	5	1%	0	0%	27	4%	38	5%	720	100%
7	13	1%	171	19%	482	53%	19	2%	79	9%	15	2%	131	14%	910	100%
8	93	3%	713	24%	1,662	56%	78	3%	0	0%	81	3%	352	12%	2,979	100%
9	13	2%	225	28%	472	59%	5	1%	20	2%	13	2%	53	7%	801	100%
10	30	4%	151	19%	496	62%	6	1%	6	1%	35	4%	71	9%	795	100%
11	12	2%	90	18%	325	64%	3	1%	12	2%	18	4%	46	9%	506	100%
12	6	1%	295	36%	229	28%	0	0%	223	28%	12	1%	45	6%	810	100%
13	21	3%	201	29%	338	48%	20	3%	1	0%	5	1%	117	17%	703	100%
14	8	1%	132	22%	354	60%	4	1%	10	2%	6	1%	76	13%	590	100%
15	1	1%	61	33%	116	63%	0	0%	0	0%	1	1%	5	3%	184	100%
16	6	2%	173	48%	104	29%	1	0%	14	4%	4	1%	62	17%	364	100%
17	113	3%	722	21%	2,461	71%	13	0%	0	0%	56	2%	119	3%	3,484	100%
18	151	4%	406	9%	3,573	83%	0	0%	0	0%	90	2%	75	2%	4,295	100%
19	89	4%	785	34%	1,148	50%	4	0%	0	0%	14	1%	259	11%	2,299	100%
20	45	6%	234	29%	406	50%	0	0%	0	0%	42	5%	89	11%	816	100%
21	42	3%	399	29%	633	46%	26	2%	0	0%	28	2%	236	17%	1,364	100%
22	11	4%	130	42%	140	45%	0	0%	5	2%	4	1%	20	6%	310	100%
STATE	1,168	4%	8,899	27%	18,758	57%	271	1%	656	2%	786	2%	2,571	8%	33,109	100%

<b>Denver County<sup>2</sup></b>	0	0%	0	0%	2,302	100%	0	0%	0	0%	0	0%	0	0%	2,302	100%
<b>STATE TOTAL (with Denver County)</b>	1,168	3%	8,899	25%	21,060	59%	271	1%	656	2%	786	2%	2,571	7%	35,411	100%

<sup>1</sup>**DUI/DWAI Evaluations:** In previous annual reports this data was reported in Table 94. As of FY 2008 this information is now included in this table.

<sup>2</sup>**Denver County:** Colorado Judicial contracts with the Denver County Court for alcohol evaluations. Denver County Court is not part of the State Court data system, therefore this data is reported by Denver County for inclusion in this table.

Note: Percentages may not total 100 percent because of rounding.

TABLE 42

**FY 2016**  
**Colorado State Adult Probation**  
**New Clients by Offense Type**

TYPE: DISTRICT	Felony		Misdemeanor		Petty Offense		Traffic		Other (offense coded without a law class) <sup>1</sup>		TOTAL NEW CLIENTS	
	Number	%	Number	%	Number	%	Number	%	Number	%	Number	%
1	1,021	31%	2,206	67%	76	2%	5	0%	0	0%	3,308	100%
2	1,923	60%	1,283	40%	0	0%	0	0%	0	0%	3,206	100%
3	44	21%	158	75%	4	2%	5	2%	0	0%	211	100%
4	1,859	44%	2,357	56%	7	0%	7	0%	5	0%	4,235	100%
5	253	23%	800	73%	38	3%	7	1%	0	0%	1,098	100%
6	165	27%	438	72%	5	1%	4	1%	0	0%	612	100%
7	177	25%	526	74%	9	1%	2	0%	0	0%	714	100%
8	788	23%	2,528	73%	109	3%	34	1%	1	0%	3,460	100%
9	204	30%	435	65%	26	4%	3	0%	1	0%	669	100%
10	464	28%	1,185	71%	3	0%	19	1%	1	0%	1,672	100%
11	154	18%	664	79%	15	2%	9	1%	0	0%	842	100%
12	130	22%	446	74%	19	3%	4	1%	1	0%	600	100%
13	184	21%	674	77%	13	1%	8	1%	1	0%	880	100%
14	117	27%	316	72%	4	1%	3	1%	0	0%	440	100%
15	52	39%	79	59%	2	2%	0	0%	0	0%	133	100%
16	95	36%	166	62%	5	2%	0	0%	0	0%	266	100%
17	1,033	19%	4,401	80%	82	1%	16	0%	1	0%	5,533	100%
18	1,215	21%	4,454	77%	52	1%	21	0%	8	0%	5,750	100%
19	646	24%	1,952	74%	20	1%	27	1%	2	0%	2,647	100%
20	508	32%	1,044	66%	34	2%	4	0%	0	0%	1,590	100%
21	389	48%	415	51%	3	0%	2	0%	0	0%	809	100%
22	61	21%	223	78%	2	1%	1	0%	0	0%	287	100%
STATE	11,482	29%	26,750	69%	528	1%	181	0%	21	0%	38,962	100%

<sup>1</sup>Other (offense coded without a law class): Programing enhancements completed in FY2016 have increased the ability to capture offense class types which significantly reduced the number of cases in the "other" category.

Note: Percentages may not total 100 percent because of rounding.

TABLE 43

**FY 2016**  
**Colorado State Adult Probation**  
**New Clients by Court of Origin**

TYPE:	District Court		County Court		Interstate Transfers to Colorado		TOTAL NEW CLIENTS	
	DISTRICT	Number	%	Number	%	Number	%	Number
1	1,633	49%	1,620	49%	55	2%	3,308	100%
2	3,137	98%	12	0%	57	2%	3,206	100%
3	85	40%	122	58%	4	2%	211	100%
4	2,166	51%	1,944	46%	125	3%	4,235	100%
5	403	37%	681	62%	14	1%	1,098	100%
6	236	39%	346	57%	30	5%	612	100%
7	301	42%	395	55%	18	3%	714	100%
8	1,141	33%	2,278	66%	41	1%	3,460	100%
9	301	45%	358	54%	10	1%	669	100%
10	915	55%	729	44%	28	2%	1,672	100%
11	332	39%	491	58%	19	2%	842	100%
12	285	48%	298	50%	17	3%	600	100%
13	344	39%	526	60%	10	1%	880	100%
14	204	46%	231	53%	5	1%	440	100%
15	73	55%	56	42%	4	3%	133	100%
16	141	53%	120	45%	5	2%	266	100%
17	2,178	39%	3,286	59%	69	1%	5,533	100%
18	2,053	36%	3,649	63%	48	1%	5,750	100%
19	1,066	40%	1,522	57%	59	2%	2,647	100%
20	881	55%	660	42%	49	3%	1,590	100%
21	479	59%	301	37%	29	4%	809	100%
22	114	40%	163	57%	10	3%	287	100%
STATE	18,468	47%	19,788	51%	706	2%	38,962	100%

Note: Percentages may not total 100 percent because of rounding.

TABLE 44

**FY 2016**  
**Colorado State Adult Probation**  
**New Clients by Supervision Type**

TYPE:	Probation		Probation Revoked and Re-sentenced		Interstate Transfers to Colorado		Courtesy Supervision from Other Colorado Probation Districts		Direct Sentence Community Corrections		Deferred Judgment and Sentence		Diversion to be Supervised by Probation		TOTAL NEW CLIENTS	
	DISTRICT	Number	%	Number	%	Number	%	Number	%	Number	%	Number	%	Number	%	Number
1	2,785	84%	103	3%	55	2%	203	6%	123	4%	34	1%	5	0%	3,308	100%
2	2,236	70%	237	7%	57	2%	163	5%	178	6%	335	10%	0	0%	3,206	100%
3	113	54%	4	2%	4	2%	41	19%	2	1%	47	22%	0	0%	211	100%
4	3,046	72%	68	2%	125	3%	278	7%	104	2%	614	14%	0	0%	4,235	100%
5	708	64%	16	1%	14	1%	122	11%	22	2%	217	20%	0	0%	1,099	100%
6	350	57%	12	2%	30	5%	49	8%	13	2%	158	26%	0	0%	612	100%
7	392	55%	8	1%	18	3%	134	19%	17	2%	145	20%	0	0%	714	100%
8	2,396	69%	85	2%	41	1%	203	6%	85	2%	650	19%	0	0%	3,460	100%
9	445	67%	2	0%	10	1%	108	16%	21	3%	83	12%	0	0%	669	100%
10	1,048	63%	24	1%	28	2%	165	10%	24	1%	382	23%	0	0%	1,671	100%
11	495	59%	20	2%	19	2%	79	9%	5	1%	224	27%	0	0%	842	100%
12	362	60%	11	2%	17	3%	61	10%	15	3%	134	22%	0	0%	600	100%
13	613	70%	19	2%	10	1%	87	10%	20	2%	131	15%	0	0%	880	100%
14	281	64%	2	0%	5	1%	66	15%	11	3%	75	17%	0	0%	440	100%
15	67	50%	0	0%	4	3%	20	15%	9	7%	33	25%	0	0%	133	100%
16	165	62%	1	0%	5	2%	57	21%	16	6%	22	8%	0	0%	266	100%
17	4,447	80%	149	3%	69	1%	489	9%	166	3%	213	4%	0	0%	5,533	100%
18	4,434	77%	80	1%	48	1%	311	5%	105	2%	772	13%	0	0%	5,750	100%
19	1,903	72%	24	1%	59	2%	347	13%	74	3%	240	9%	0	0%	2,647	100%
20	1,094	69%	37	2%	49	3%	124	8%	40	3%	246	15%	0	0%	1,590	100%
21	566	70%	11	1%	29	4%	94	12%	62	8%	47	6%	0	0%	809	100%
22	162	56%	7	2%	10	3%	34	12%	6	2%	67	23%	1	0%	287	100%
STATE	28,108	72%	920	2%	706	2%	3,235	8%	1,118	3%	4,869	12%	6	0%	38,962	100%

Note: Percentages may not total 100 percent because of rounding.

Key: *Diversion to be Supervised by Probation*: cases sentenced to probation that are supervised as part of a deferred prosecution agreement



TABLE 45

**FY 2016**  
**Colorado State Adult Probation**  
**New Clients by Gender**

TYPE: DISTRICT	Female		Male		Unknown		TOTAL NEW CLIENTS	
	Number	%	Number	%	Number	%	Number	%
1	914	28%	2,389	72%	5	0%	3,308	100%
2	771	24%	2,435	76%	0	0%	3,206	100%
3	65	31%	146	69%	0	0%	211	100%
4	1,130	27%	3,103	73%	2	0%	4,235	100%
5	233	21%	865	79%	1	0%	1,099	100%
6	158	26%	452	74%	2	0%	612	100%
7	170	24%	543	76%	1	0%	714	100%
8	920	27%	2,539	73%	1	0%	3,460	100%
9	151	23%	517	77%	1	0%	669	100%
10	477	29%	1,193	71%	1	0%	1,671	100%
11	222	26%	620	74%	0	0%	842	100%
12	167	28%	433	72%	0	0%	600	100%
13	233	26%	647	74%	0	0%	880	100%
14	106	24%	332	75%	2	0%	440	100%
15	35	26%	97	73%	1	1%	133	100%
16	91	34%	175	66%	0	0%	266	100%
17	1,364	25%	4,167	75%	2	0%	5,533	100%
18	1,579	27%	4,169	73%	2	0%	5,750	100%
19	702	27%	1,942	73%	3	0%	2,647	100%
20	441	28%	1,147	72%	2	0%	1,590	100%
21	240	30%	566	70%	3	0%	809	100%
22	77	27%	208	72%	2	1%	287	100%
STATE	10,246	26%	28,685	74%	31	0%	38,962	100%

Note: Percentages may not total 100 percent because of rounding.

TABLE 46

**FY 2016**  
**Colorado State Adult Probation**  
**New Clients by Age**

TYPE: DISTRICT	12-17 Years*		18-20 Years		21-24 Years		25-32 Years		33-39 Years		40 and above		Unknown		TOTAL NEW CLIENTS	
	Number	%	Number	%	Number	%	Number	%	Number	%	Number	%	Number	%	Number	%
1	13	0%	177	5%	450	14%	1,036	31%	644	19%	988	30%	0	0%	3,308	100%
2	1	0%	230	7%	545	17%	1,004	31%	594	19%	832	26%	0	0%	3,206	100%
3	0	0%	15	7%	41	19%	57	27%	36	17%	62	29%	0	0%	211	100%
4	1	0%	293	7%	643	15%	1,308	31%	843	20%	1,146	27%	1	0%	4,235	100%
5	10	1%	64	6%	168	15%	395	36%	176	16%	286	26%	0	0%	1,099	100%
6	0	0%	41	7%	92	15%	178	29%	119	19%	182	30%	0	0%	612	100%
7	0	0%	51	7%	105	15%	185	26%	132	18%	241	34%	0	0%	714	100%
8	8	0%	316	9%	661	19%	999	29%	589	17%	887	26%	0	0%	3,460	100%
9	2	0%	47	7%	98	15%	213	32%	141	21%	167	25%	1	0%	669	100%
10	1	0%	137	8%	293	18%	494	30%	315	19%	430	26%	1	0%	1,671	100%
11	4	0%	65	8%	127	15%	231	27%	141	17%	274	33%	0	0%	842	100%
12	3	1%	40	7%	101	17%	182	30%	110	18%	164	27%	0	0%	600	100%
13	3	0%	67	8%	149	17%	258	29%	152	17%	251	29%	0	0%	880	100%
14	2	0%	43	10%	67	15%	119	27%	72	16%	137	31%	0	0%	440	100%
15	2	2%	9	7%	20	15%	32	24%	30	23%	40	30%	0	0%	133	100%
16	0	0%	16	6%	33	12%	82	31%	62	23%	73	27%	0	0%	266	100%
17	19	0%	384	7%	888	16%	1,705	31%	1,050	19%	1,486	27%	1	0%	5,533	100%
18	27	0%	395	7%	920	16%	1,697	30%	1,083	19%	1,628	28%	0	0%	5,750	100%
19	6	0%	212	8%	426	16%	767	29%	492	19%	744	28%	0	0%	2,647	100%
20	3	0%	151	9%	299	19%	488	31%	255	16%	394	25%	0	0%	1,590	100%
21	0	0%	50	6%	127	16%	234	29%	143	18%	255	32%	0	0%	809	100%
22	0	0%	19	7%	37	13%	84	29%	60	21%	87	30%	0	0%	287	100%
STATE	105	0%	2,822	7%	6,290	16%	11,748	30%	7,239	19%	10,754	28%	4	0%	38,962	100%

\*12-17 Years: DUI/DWAI and underage consumption convictions for probationers under the age of 18 are captured as "adult offenses".

Note: Percentages may not total 100 percent because of rounding.

TABLE 47

**FY 2016**  
**Colorado State Adult Probation**  
**New Clients by Ethnic Group<sup>1</sup>**

TYPE: DISTRICT	Caucasian		African American		Asian		Hispanic		Native American		Other		TOTAL NEW CLIENTS	
	Number	%	Number	%	Number	%	Number	%	Number	%	Number	%	Number	%
1	2,818	85%	185	6%	29	1%	225	7%	20	1%	31	1%	3,308	100%
2	2,146	67%	667	21%	37	1%	323	10%	21	1%	12	0%	3,206	100%
3	163	77%	3	1%	1	1%	43	20%	0	0%	1	1%	211	100%
4	2,977	70%	589	14%	43	1%	546	13%	25	1%	55	1%	4,235	100%
5	966	88%	28	3%	4	0%	90	8%	4	0%	7	1%	1,099	100%
6	452	74%	7	1%	1	0%	59	10%	78	13%	15	2%	612	100%
7	605	85%	11	2%	0	0%	83	12%	6	1%	9	1%	714	100%
8	3,084	89%	122	4%	12	0%	203	6%	8	0%	31	1%	3,460	100%
9	588	88%	6	1%	1	0%	67	10%	0	0%	7	1%	669	100%
10	818	49%	76	5%	4	0%	722	43%	27	2%	24	1%	1,671	100%
11	782	93%	7	1%	2	0%	38	5%	3	0%	10	1%	842	100%
12	376	63%	13	2%	1	0%	197	33%	8	1%	5	1%	600	100%
13	730	83%	26	3%	2	0%	107	12%	9	1%	6	1%	880	100%
14	390	89%	4	1%	0	0%	36	8%	4	1%	6	1%	440	100%
15	97	73%	1	1%	0	0%	34	26%	0	0%	1	1%	133	100%
16	180	68%	9	3%	0	0%	76	29%	0	0%	1	0%	266	100%
17	4,701	85%	386	7%	57	1%	344	6%	14	0%	31	1%	5,533	100%
18	3,829	67%	888	15%	123	2%	809	14%	32	1%	69	1%	5,750	100%
19	2,105	80%	79	3%	17	1%	414	16%	12	0%	20	1%	2,647	100%
20	1,398	88%	73	5%	17	1%	80	5%	5	0%	17	1%	1,590	100%
21	698	86%	25	3%	0	0%	75	9%	6	1%	5	1%	809	100%
22	161	56%	0	0%	0	0%	24	8%	95	33%	7	2%	287	100%
STATE	30,064	77%	3,205	8%	351	1%	4,595	12%	377	1%	370	1%	38,962	100%

<sup>1</sup> Ethnic Group: This information is entered by court staff from information provided in the summons, affidavit, arrest report or complaint filed with the court.

Note: Percentages may not total 100 percent because of rounding.

TABLE 48

**FY 2016**  
**Colorado State Adult Probation**  
**Successful/Unsuccessful Terminations**

TYPE:	SUCCESSFUL TERMINATIONS		UNSUCCESSFUL TERMINATIONS				TOTAL TERMINATIONS	
	Successful		Revoked		Absconded			
DISTRICT	Number	%	Number	%	Number	%	Number	%
1	1,541	60%	744	29%	268	10%	2,553	100%
2	1,151	53%	450	21%	585	27%	2,186	100%
3	122	75%	21	13%	19	12%	162	100%
4	956	52%	496	27%	379	21%	1,831	100%
5	509	75%	76	11%	96	14%	681	100%
6	277	72%	62	16%	45	12%	384	100%
7	335	73%	57	13%	64	14%	456	100%
8	1,035	68%	245	16%	252	16%	1,532	100%
9	300	79%	43	11%	38	10%	381	100%
10	521	50%	295	28%	225	22%	1,041	100%
11	426	70%	115	19%	70	11%	611	100%
12	258	59%	119	27%	62	14%	439	100%
13	519	74%	99	14%	84	12%	702	100%
14	241	75%	46	14%	34	11%	321	100%
15	77	73%	15	14%	14	13%	106	100%
16	85	55%	48	31%	22	14%	155	100%
17	3,041	65%	942	20%	674	14%	4,657	100%
18	1,601	60%	674	25%	388	15%	2,663	100%
19	1,106	69%	327	20%	170	11%	1,603	100%
20	620	65%	195	20%	138	14%	953	100%
21	446	65%	156	23%	84	12%	686	100%
22	109	48%	61	27%	59	26%	229	100%
STATE	15,276	63%	5,286	22%	3,770	15%	24,332	100%

Key: *Successful Terminations*: This column is exclusively state successful terminations.

*Unsuccessful Terminations*: This column includes those probationers who were revoked or absconded. A revocation is defined as a termination from probation supervision for a technical violation, new misdemeanor, or new felony. A revocation to Community Corrections is NOT included in this section because these offenders are still under the supervision and jurisdiction of probation. Absconded refers to probationers who become fugitives and are no longer compliant with probation supervision.

*Total Terminations*: This table includes: successful terminations, revocations and absconders from probation supervision. Additional types of state adult probation closures are included in Table 49.

Note: Percentages may not total 100 percent because of rounding.

TABLE 49

**FY 2016**  
**Colorado State Adult Probation**  
**All Probation Supervision Closure Types**

TYPE:	Successful		Revoked		Absconded		Community Corrections Discharge		Deported		Death		Administrative Closure		TOTAL CLOSURES		Courtesy Transfers <sup>1</sup>	
	DISTRICT	Number	%	Number	%	Number	%	Number	%	Number	%	Number	%	Number	%	Number	DISTRICT	
1	1,541	51%	744	25%	268	9%	329	11%	10	0%	37	1%	91	3%	3,020	100%	250	1
2	1,151	43%	450	17%	585	22%	335	12%	41	2%	22	1%	97	4%	2,681	100%	227	2
3	122	73%	21	13%	19	11%	3	2%	1	1%	1	1%	1	1%	168	100%	39	3
4	956	44%	496	23%	379	18%	255	12%	6	0%	30	1%	43	2%	2,165	100%	272	4
5	509	70%	76	11%	96	13%	29	4%	8	1%	4	1%	0	0%	722	100%	101	5
6	277	69%	62	15%	45	11%	12	3%	0	0%	1	0%	6	1%	403	100%	39	6
7	335	69%	57	12%	64	13%	11	2%	1	0%	12	2%	3	1%	483	100%	99	7
8	1,035	61%	245	14%	252	15%	127	8%	1	0%	26	2%	6	0%	1,692	100%	182	8
9	300	72%	43	10%	38	9%	28	7%	4	1%	3	1%	1	0%	417	100%	81	9
10	521	46%	295	26%	225	20%	72	6%	4	0%	17	1%	3	0%	1,137	100%	151	10
11	426	67%	115	18%	70	11%	5	1%	0	0%	16	3%	8	1%	640	100%	63	11
12	258	52%	119	24%	62	12%	49	10%	0	0%	4	1%	7	1%	499	100%	50	12
13	519	68%	99	13%	84	11%	43	6%	0	0%	6	1%	9	1%	760	100%	78	13
14	241	71%	46	14%	34	10%	10	3%	0	0%	5	1%	2	1%	338	100%	62	14
15	77	57%	15	11%	14	10%	28	21%	0	0%	0	0%	0	0%	134	100%	14	15
16	85	46%	48	26%	22	12%	23	13%	0	0%	4	2%	1	1%	183	100%	46	16
17	3,041	61%	942	19%	674	13%	269	5%	35	1%	14	0%	25	1%	5,000	100%	553	17
18	1,601	53%	674	23%	388	13%	223	7%	21	1%	57	2%	30	1%	2,994	100%	278	18
19	1,106	63%	327	19%	170	10%	117	7%	11	1%	15	1%	12	1%	1,758	100%	314	19
20	620	60%	195	19%	138	13%	50	5%	4	0%	7	1%	24	2%	1,038	100%	144	20
21	446	56%	156	19%	84	10%	86	11%	5	1%	16	2%	9	1%	802	100%	109	21
22	109	45%	61	25%	59	25%	9	4%	0	0%	2	1%	0	0%	240	100%	25	22
STATE	15,276	56%	5,286	19%	3,770	14%	2,113	8%	152	1%	299	1%	378	1%	27,274	100%	3,177	STATE

<sup>1</sup>**Courtesy Transfers:** Beginning in FY 2008 courtesy transfers were removed from "Total Closures" as they are accounted for within the existing closure categories. They are reported separately to track the cases transferred between districts.

Note: Percentages may not total 100 percent because of rounding.

TABLE 50

**FY 2016**  
**Colorado State Adult Probation**  
**Type of Revocation**

<b>TYPE:</b>	<b>New Felony</b>		<b>New Misdemeanor</b>		<b>Technical</b>		<b>TOTAL REVOCATIONS</b>	
<b>DISTRICT</b>	Number	%	Number	%	Number	%	Number	%
1	84	11%	120	16%	540	73%	744	100%
2	85	19%	50	11%	315	70%	450	100%
3	1	5%	2	10%	18	86%	21	100%
4	149	30%	38	8%	309	62%	496	100%
5	16	21%	17	22%	43	57%	76	100%
6	6	10%	4	6%	52	84%	62	100%
7	6	11%	8	14%	43	75%	57	100%
8	45	18%	52	21%	148	60%	245	100%
9	4	9%	10	23%	29	67%	43	100%
10	45	15%	75	25%	175	59%	295	100%
11	13	11%	16	14%	86	75%	115	100%
12	10	8%	8	7%	101	85%	119	100%
13	14	14%	19	19%	66	67%	99	100%
14	7	15%	8	17%	31	67%	46	100%
15	2	13%	0	0%	13	87%	15	100%
16	1	2%	4	8%	43	90%	48	100%
17	118	13%	235	25%	589	63%	942	100%
18	112	17%	183	27%	379	56%	674	100%
19	42	13%	83	25%	202	62%	327	100%
20	21	11%	45	23%	129	66%	195	100%
21	41	26%	43	28%	72	46%	156	100%
22	2	3%	5	8%	54	89%	61	100%
<b>STATE</b>	<b>824</b>	<b>16%</b>	<b>1,025</b>	<b>19%</b>	<b>3,437</b>	<b>65%</b>	<b>5,286</b>	<b>100%</b>

**Key:**

- New Felony:* Includes revocations for a new felony offense committed while on probation supervision.
- New Misdemeanor:* Includes revocations for a new misdemeanor offense committed while on probation supervision.
- Technical:* Includes revocations for technical probation supervision violations (e.g. drug use, non-compliance).
- Total Revocations:* Total includes all felony, misdemeanor, and technical violations resulting in a revocation from probation.

Note: Percentages may not total 100 percent because of rounding.

TABLE 51

**FY 2016**  
**Colorado State Adult Probation**  
**Length of Stay**

TYPE: DISTRICT	0-12 months		13-24 months		25-36 months		37 + months		TOTAL CLOSURES	
	Number	%	Number	%	Number	%	Number	%	Number	%
1	998	33%	1,194	40%	531	18%	297	10%	3,020	100%
2	1,007	38%	998	37%	363	14%	313	12%	2,681	100%
3	70	42%	64	38%	24	14%	10	6%	168	100%
4	782	36%	769	36%	321	15%	293	14%	2,165	100%
5	333	46%	268	37%	78	11%	43	6%	722	100%
6	176	44%	142	35%	52	13%	33	8%	403	100%
7	179	37%	193	40%	60	12%	51	11%	483	100%
8	636	38%	599	35%	245	14%	212	13%	1,692	100%
9	152	36%	173	41%	55	13%	37	9%	417	100%
10	431	38%	440	39%	172	15%	94	8%	1,137	100%
11	292	46%	215	34%	85	13%	48	8%	640	100%
12	247	49%	175	35%	57	11%	20	4%	499	100%
13	296	39%	313	41%	86	11%	65	9%	760	100%
14	82	24%	131	39%	71	21%	54	16%	338	100%
15	47	35%	55	41%	18	13%	14	10%	134	100%
16	65	36%	73	40%	30	16%	15	8%	183	100%
17	2,235	45%	1,824	36%	570	11%	371	7%	5,000	100%
18	940	31%	1,120	37%	534	18%	400	13%	2,994	100%
19	534	30%	811	46%	230	13%	183	10%	1,758	100%
20	411	40%	419	40%	130	13%	78	8%	1,038	100%
21	228	28%	284	35%	152	19%	138	17%	802	100%
22	104	43%	93	39%	30	13%	13	5%	240	100%
STATE	10,245	38%	10,353	38%	3,894	14%	2,782	10%	27,274	100%

Note: Percentages may not total 100 percent because of rounding.

TABLE 52

**FY 2016**  
**Colorado State Adult and All Private Adult Probation**  
**Active Clients on June 30, 2016**

TYPE	TOTAL STATE REGULAR SUPERVISED CLIENTS		TOTAL NON- DUI/DWAI PRIVATE CLIENTS		TOTAL DUI/DWAI PRIVATE CLIENTS		TOTAL STATE REGULAR SUPERVISED & PRIVATE PROBATION POPULATION	
	Number	%	Number	%	Number	%	Number	%
DISTRICT								
1	5,429	66%	958	12%	1,777	22%	8,164	100%
2	5,083	100%	0	0%	0	0%	5,083	100%
3	307	100%	0	0%	0	0%	307	100%
4	5,469	70%	1,175	15%	1,180	15%	7,824	100%
5	1,136	83%	95	7%	133	10%	1,364	100%
6	843	100%	0	0%	2	0%	845	100%
7	1,121	100%	0	0%	0	0%	1,121	100%
8	3,768	75%	403	8%	823	16%	4,994	100%
9	998	99%	4	0%	2	0%	1,004	100%
10	2,459	84%	57	2%	420	14%	2,936	100%
11	990	84%	17	1%	165	14%	1,172	100%
12	862	100%	0	0%	1	0%	863	100%
13	1,269	100%	1	0%	2	0%	1,272	100%
14	732	100%	0	0%	0	0%	732	100%
15	266	100%	0	0%	0	0%	266	100%
16	403	100%	0	0%	0	0%	403	100%
17	7,807	93%	354	4%	245	3%	8,406	100%
18	6,996	60%	1,479	13%	3,229	28%	11,704	100%
19	3,588	84%	198	5%	495	12%	4,281	100%
20	2,019	52%	637	16%	1,221	31%	3,877	100%
21	1,859	77%	376	15%	195	8%	2,430	100%
22	409	100%	0	0%	0	0%	409	100%
STATE	53,813	77%	5,754	8%	9,890	14%	69,457	100%

Note: Percentages may not total 100 percent because of rounding.



TABLE 53

**FY 2016**  
**Colorado State Adult Probation**  
**Active Client Risk Levels<sup>1</sup> on June 30, 2016**

Risk Levels:	New: w/in the first 30 days of supervision start date		Maximum		Medium		Minimum		Administrative		Community Corrections		Interstate Transfer to Another State		TOTAL STATE PROBATION CLIENTS	
	Number	%	Number	%	Number	%	Number	%	Number	%	Number	%	Number	%	Number	%
DISTRICT																
1	132	2%	603	11%	1,501	28%	1,694	31%	1,003	18%	334	6%	162	3%	5,429	100%
2	20	0%	892	18%	1,312	26%	1,059	21%	1,313	26%	379	7%	108	2%	5,083	100%
3	15	5%	94	31%	78	25%	60	20%	37	12%	9	3%	14	5%	307	100%
4	52	1%	795	15%	1,691	31%	1,356	25%	1,214	22%	69	1%	292	5%	5,469	100%
5	38	3%	97	9%	179	16%	516	45%	177	16%	49	4%	80	7%	1,136	100%
6	13	2%	130	15%	210	25%	327	39%	59	7%	31	4%	73	9%	843	100%
7	20	2%	213	19%	299	27%	441	39%	65	6%	50	4%	33	3%	1,121	100%
8	161	4%	701	19%	901	24%	1,025	27%	490	13%	280	7%	210	6%	3,768	100%
9	34	3%	112	11%	154	15%	471	46%	122	12%	53	5%	52	5%	998	100%
10	77	3%	379	15%	671	27%	604	25%	635	26%	70	3%	23	1%	2,459	100%
11	41	4%	209	21%	266	27%	208	21%	217	22%	24	2%	25	3%	990	100%
12	8	1%	83	10%	203	24%	382	44%	135	16%	34	4%	17	2%	862	100%
13	26	2%	171	13%	279	22%	487	38%	171	13%	65	5%	70	6%	1,269	100%
14	15	2%	103	14%	161	22%	275	38%	90	12%	44	6%	44	6%	732	100%
15	6	2%	51	19%	56	21%	97	36%	13	5%	27	10%	16	6%	266	100%
16	7	2%	74	18%	116	29%	129	32%	48	12%	18	4%	11	3%	403	100%
17	192	2%	988	13%	2,283	29%	2,296	29%	1,589	20%	321	4%	138	2%	7,807	100%
18	167	2%	702	10%	2,552	36%	1,439	21%	1,507	22%	319	5%	310	4%	6,996	100%
19	79	2%	413	12%	823	23%	1,324	37%	601	17%	207	6%	141	4%	3,588	100%
20	16	1%	286	14%	428	21%	551	27%	532	26%	87	4%	119	6%	2,019	100%
21	20	1%	266	14%	436	23%	497	27%	277	15%	253	14%	110	6%	1,859	100%
22	15	4%	65	16%	118	29%	126	31%	52	13%	16	4%	17	4%	409	100%
STATE	1,154	2%	7,427	14%	14,717	28%	15,364	30%	10,347	19%	2,739	5%	2,065	4%	53,813	100%

<sup>1</sup>The risk levels include regular adult supervision, domestic violence, sex offender (Non-SOISP), problem solving court, mental health and economic crime. Detailed supervision levels for each regular adult supervision, domestic violence, sex offender (Non-SOISP), problem solving court, mental health and economic crime can be found on Tables 54 and 55.

Note: Percentages may not total 100 percent because of rounding.

TABLE 54

**FY 2016**  
**Colorado State Adult Probation**  
**Regular Adult, Domestic Violence and Sex Offender Caseloads**  
**Active Client Risk Levels on June 30, 2016**

Risk Level:	Regular Adult									
	Regular Maximum		Regular Medium		Regular Minimum		Regular Administrative		Regular Total	
	#	%	#	%	#	%	#	%	#	%
DISTRICT	#	%	#	%	#	%	#	%	#	%
1	300	8%	1,092	28%	1,511	39%	987	25%	3,890	100%
2	383	12%	1,060	32%	949	29%	888	27%	3,280	100%
3	76	32%	64	27%	58	25%	37	16%	235	100%
4	491	13%	1,137	31%	933	25%	1,105	30%	3,666	100%
5	45	6%	114	16%	379	53%	172	24%	710	100%
6	66	11%	153	26%	305	52%	57	10%	581	100%
7	128	17%	193	26%	365	49%	64	9%	750	100%
8	487	18%	758	28%	973	36%	461	17%	2,679	100%
9	87	12%	129	17%	414	55%	119	16%	749	100%
10	233	13%	503	29%	425	24%	578	33%	1,739	100%
11	114	16%	193	28%	180	26%	207	30%	694	100%
12	72	10%	179	24%	352	48%	133	18%	736	100%
13	103	12%	184	22%	392	47%	159	19%	838	100%
14	70	14%	112	23%	230	46%	83	17%	495	100%
15	47	25%	47	25%	79	42%	13	7%	186	100%
16	51	18%	79	28%	105	37%	48	17%	283	100%
17	520	9%	1,716	29%	2,121	36%	1,521	26%	5,878	100%
18	420	8%	1,955	39%	1,285	25%	1,382	27%	5,042	100%
19	251	10%	544	21%	1,190	47%	551	22%	2,536	100%
20	168	12%	355	24%	432	30%	500	34%	1,455	100%
21	151	13%	348	29%	433	36%	261	22%	1,193	100%
22	35	13%	76	29%	103	39%	52	20%	266	100%
STATE	4,298	11%	10,991	29%	13,214	35%	9,378	25%	37,881	100%

Risk Level:	Domestic Violence									
	DV Maximum		DV Medium		DV Minimum		DV Administrative		DV Total	
	#	%	#	%	#	%	#	%	#	%
DISTRICT	#	%	#	%	#	%	#	%	#	%
1	140	26%	292	54%	96	18%	13	2%	541	100%
2	83	45%	52	28%	35	19%	16	9%	186	100%
3	4	29%	9	64%	1	7%	0	0%	14	100%
4	84	12%	341	49%	239	34%	35	5%	699	100%
5	14	7%	42	22%	128	68%	5	3%	189	100%
6	28	30%	50	54%	13	14%	2	2%	93	100%
7	33	21%	70	45%	51	33%	0	0%	154	100%
8	127	49%	91	35%	39	15%	0	0%	257	100%
9	3	4%	17	25%	44	66%	3	4%	67	100%
10	82	19%	144	33%	163	37%	49	11%	438	100%
11	49	40%	55	45%	12	10%	7	6%	123	100%
12	9	18%	19	38%	21	42%	1	2%	50	100%
13	30	16%	76	41%	71	38%	9	5%	186	100%
14	21	20%	43	40%	40	37%	3	3%	107	100%
15	0	0%	6	26%	17	74%	0	0%	23	100%
16	16	24%	35	51%	17	25%	0	0%	68	100%
17	314	37%	407	47%	88	10%	49	6%	858	100%
18	85	14%	460	74%	46	7%	30	5%	621	100%
19	103	20%	260	50%	116	22%	46	9%	525	100%
20	22	21%	21	20%	57	54%	6	6%	106	100%
21	87	46%	74	39%	20	11%	8	4%	189	100%
22	14	24%	29	50%	15	26%	0	0%	58	100%
STATE	1,348	24%	2,593	47%	1,329	24%	282	5%	5,552	100%

Risk Level:	Sex Offenders (Non-SOISP)*									
	Sex Offender Maximum		Sex Offender Medium		Sex Offender Minimum		Sex Offender Administrative		Sex Offender Total	
	#	%	#	%	#	%	#	%	#	%
DISTRICT	#	%	#	%	#	%	#	%	#	%
1	25	20%	30	24%	65	53%	3	2%	123	100%
2	9	6%	10	6%	6	4%	138	85%	163	100%
3	4	50%	3	38%	1	13%	0	0%	8	100%
4	24	13%	36	19%	120	63%	11	6%	191	100%
5	3	20%	9	60%	3	20%	0	0%	15	100%
6	7	33%	5	24%	9	43%	0	0%	21	100%
7	4	17%	9	38%	11	46%	0	0%	24	100%
8	27	35%	16	21%	7	9%	27	35%	77	100%
9	8	35%	4	17%	11	48%	0	0%	23	100%
10	13	36%	10	28%	13	36%	0	0%	36	100%
11	9	41%	4	18%	9	41%	0	0%	22	100%
12	1	6%	5	31%	9	56%	1	6%	16	100%
13	7	29%	2	8%	12	50%	3	13%	24	100%
14	4	21%	6	32%	5	26%	4	21%	19	100%
15	4	57%	3	43%	0	0%	0	0%	7	100%
16	4	36%	2	18%	5	45%	0	0%	11	100%
17	31	51%	14	23%	15	25%	1	2%	61	100%
18	32	15%	25	12%	79	37%	78	36%	214	100%
19	15	35%	10	23%	16	37%	2	5%	43	100%
20	16	17%	13	14%	45	48%	19	20%	93	100%
21	9	15%	7	11%	38	61%	8	13%	62	100%
22	4	29%	5	36%	5	36%	0	0%	14	100%
STATE	260	21%	228	18%	484	38%	295	23%	1,267	100%

Note: Percentages may not total 100 percent because of rounding.

\*SOISP's (Sex Offender Intensive Supervision Probation) active client numbers can be found in Table 98.

TABLE 55

**FY 2016**  
**Colorado State Adult Probation**  
**Problem Solving Court, Mental Health and Economic Crime Caseloads**  
**Active Client Risk Levels on June 30, 2016**

Risk Level:	Problem Solving Court (PSC)									
	PSC Maximum		PSC Medium		PSC Minimum		PSC Administrative		PSC Total	
	#	%	#	%	#	%	#	%	#	%
DISTRICT	#	%	#	%	#	%	#	%	#	%
1	92	73%	29	23%	5	4%	0	0%	126	100%
2	181	36%	83	16%	17	3%	225	44%	506	100%
3	10	83%	2	17%	0	0%	0	0%	12	100%
4	152	53%	82	29%	38	13%	15	5%	287	100%
5	30	83%	6	17%	0	0%	0	0%	36	100%
6	27	96%	1	4%	0	0%	0	0%	28	100%
7	35	56%	19	30%	9	14%	0	0%	63	100%
8	53	55%	35	36%	6	6%	2	2%	96	100%
9	14	70%	4	20%	2	10%	0	0%	20	100%
10	34	71%	4	8%	2	4%	8	17%	48	100%
11	37	61%	14	23%	7	11%	3	5%	61	100%
12	1	0%	0	0%	0	0%	0	0%	1	0%
13	10	91%	1	9%	0	0%	0	0%	11	100%
14	8	100%	0	0%	0	0%	0	0%	8	100%
15	0	0%	0	0%	0	0%	0	0%	0	0%
16	3	100%	0	0%	0	0%	0	0%	3	100%
17	38	64%	12	20%	0	0%	9	15%	59	100%
18	63	68%	20	22%	4	4%	5	5%	92	100%
19	24	71%	8	24%	1	3%	1	3%	34	100%
20	35	80%	6	14%	1	2%	2	5%	44	100%
21	0	0%	0	0%	0	0%	0	0%	0	0%
22	11	65%	4	24%	2	12%	0	0%	17	100%
STATE	858	55%	330	21%	94	6%	270	17%	1,552	100%

Risk Level:	Mental Health (MH)									
	MH Maximum		MH Medium		MH Minimum		MH Administrative		MH Total	
	#	%	#	%	#	%	#	%	#	%
DISTRICT	#	%	#	%	#	%	#	%	#	%
1	44	56%	31	39%	4	5%	0	0%	79	100%
2	183	54%	92	27%	17	5%	45	13%	337	100%
3	0	0%	0	0%	0	0%	0	0%	0	0%
4	41	32%	57	45%	9	7%	20	16%	127	100%
5	5	33%	7	47%	3	20%	0	0%	15	100%
6	2	67%	1	33%	0	0%	0	0%	3	100%
7	13	50%	8	31%	5	19%	0	0%	26	100%
8	7	88%	1	13%	0	0%	0	0%	8	100%
9	0	0%	0	0%	0	0%	0	0%	0	0%
10	16	64%	9	36%	0	0%	0	0%	25	100%
11	0	0%	0	0%	0	0%	0	0%	0	0%
12	0	0%	0	0%	0	0%	0	0%	0	0%
13	21	53%	15	38%	4	10%	0	0%	40	100%
14	0	0%	0	0%	0	0%	0	0%	0	0%
15	0	0%	0	0%	1	100%	0	0%	1	100%
16	0	0%	0	0%	0	0%	0	0%	0	0%
17	74	32%	101	44%	49	21%	7	3%	231	100%
18	46	49%	35	38%	5	5%	7	8%	93	100%
19	20	91%	1	5%	0	0%	1	5%	22	100%
20	42	57%	27	36%	5	7%	0	0%	74	100%
21	19	59%	7	22%	6	19%	0	0%	32	100%
22	1	25%	3	75%	0	0%	0	0%	4	100%
STATE	534	48%	395	35%	108	10%	80	7%	1,117	100%

Risk Level:	Economic Crime (EC)									
	EC Maximum		EC Medium		EC Minimum		EC Administrative		EC Total	
	#	%	#	%	#	%	#	%	#	%
DISTRICT	#	%	#	%	#	%	#	%	#	%
1	2	5%	27	64%	13	31%	0	0%	42	100%
2	53	51%	15	14%	35	34%	1	1%	104	100%
3	0	0%	0	0%	0	0%	0	0%	0	0%
4	3	3%	38	44%	17	20%	28	33%	86	100%
5	0	0%	1	25%	3	75%	0	0%	4	100%
6	0	0%	0	0%	0	0%	0	0%	0	100%
7	0	0%	0	0%	0	0%	1	0%	1	100%
8	0	0%	0	0%	0	0%	0	0%	0	0%
9	0	0%	0	0%	0	0%	0	0%	0	0%
10	1	33%	1	33%	1	33%	0	0%	3	100%
11	0	0%	0	0%	0	0%	0	0%	0	0%
12	0	0%	0	0%	0	0%	0	0%	0	0%
13	0	0%	1	11%	8	89%	0	0%	9	100%
14	0	0%	0	0%	0	0%	0	0%	0	0%
15	0	0%	0	0%	0	0%	0	0%	0	0%
16	0	0%	0	0%	2	100%	0	0%	2	100%
17	11	16%	33	48%	23	33%	2	3%	69	100%
18	56	41%	57	41%	20	14%	5	4%	138	100%
19	0	0%	0	0%	1	100%	0	0%	1	100%
20	3	12%	6	24%	11	44%	5	20%	25	100%
21	0	0%	0	0%	0	0%	0	0%	0	0%
22	0	0%	1	50%	1	50%	0	0%	2	100%
STATE	129	27%	180	37%	135	28%	42	9%	486	100%

Note: Percentages may not total 100 percent because of rounding.



# **COLORADO PROBATION: PRIVATE PROBATION**

TABLE 56

**FY 2016**  
**Colorado Private Probation**  
**New Clients by Supervision Type**

NON-DUI/DWAI PRIVATE PROBATION						
TYPE:	Direct Sentence <sup>1</sup>		Transfer from State Probation <sup>2</sup>		TOTAL NEW CLIENTS	
	Number	%	Number	%	Number	%
DISTRICT						
1	2	0%	793	100%	795	100%
2	0	0%	0	0%	0	0%
3	0	0%	0	0%	0	0%
4	0	0%	182	100%	182	100%
5	0	0%	7	100%	7	100%
6	0	0%	1	100%	1	100%
7	0	0%	0	0%	0	0%
8	0	0%	62	100%	62	100%
9	0	0%	0	0%	0	0%
10	0	0%	5	100%	5	100%
11	1	33%	2	67%	3	100%
12	0	0%	8	100%	8	100%
13	6	86%	1	14%	7	100%
14	0	0%	0	0%	0	0%
15	0	0%	0	0%	0	0%
16	0	0%	0	0%	0	0%
17	1	0%	310	100%	311	100%
18	0	0%	549	100%	549	100%
19	0	0%	107	100%	107	100%
20	386	82%	82	18%	468	100%
21	1	0%	255	100%	256	100%
22	0	0%	0	0%	0	0%
STATE	397	14%	2,364	86%	2,761	100%

DUI/DWAI PRIVATE PROBATION						
TYPE:	Direct Sentence <sup>1</sup>		Transfer from State Probation <sup>2</sup>		TOTAL NEW CLIENTS	
	Number	%	Number	%	Number	%
DISTRICT						
1	0	0%	1,321	100%	1,321	100%
2	0	0%	0	0%	0	0%
3	0	0%	0	0%	0	0%
4	0	0%	232	100%	232	100%
5	1	8%	11	92%	12	100%
6	0	0%	6	100%	6	100%
7	0	0%	0	0%	0	0%
8	0	0%	195	100%	195	100%
9	0	0%	0	0%	0	0%
10	0	0%	242	100%	242	100%
11	2	3%	69	97%	71	100%
12	0	0%	30	100%	30	100%
13	16	94%	1	6%	17	100%
14	0	0%	0	0%	0	0%
15	0	0%	0	0%	0	0%
16	0	0%	0	0%	0	0%
17	0	0%	156	100%	156	100%
18	0	0%	945	100%	945	100%
19	0	0%	220	100%	220	100%
20	2	0%	832	100%	834	100%
21	0	0%	73	100%	73	100%
22	5	71%	2	29%	7	100%
STATE	26	1%	4,335	99%	4,361	100%

<sup>1</sup>**Direct Sentence:** A probationer ordered by the court to be supervised by a private provider. This is not a uniform practice among courts.

<sup>2</sup>**Transfer from State Probation:** A probationer originally sentenced to state probation but later determined appropriate for and supervised by a private provider.

Note: Percentages may not total 100 percent because of rounding.

TABLE 57

**FY 2016**  
**Colorado Private Probation**  
**New Clients by Gender**

NON-DUI/DWAI PRIVATE PROBATION								
TYPE:	Female		Male		Unknown	TOTAL NEW CLIENTS		
DISTRICT	Number	%	Number	%	Number	%		
1	263	33%	532	67%	0	0%	795	100%
2	0	0%	0	0%	0	0%	0	0%
3	0	0%	0	0%	0	0%	0	0%
4	54	30%	128	70%	0	0%	182	100%
5	2	29%	5	71%	0	0%	7	100%
6	0	0%	1	100%	0	0%	1	100%
7	0	0%	0	0%	0	0%	0	0%
8	22	35%	40	65%	0	0%	62	100%
9	0	0%	0	0%	0	0%	0	0%
10	1	20%	4	80%	0	0%	5	100%
11	0	0%	3	100%	0	0%	3	100%
12	2	25%	6	75%	0	0%	8	100%
13	3	43%	4	57%	0	0%	7	100%
14	0	0%	0	0%	0	0%	0	0%
15	0	0%	0	0%	0	0%	0	0%
16	0	0%	0	0%	0	0%	0	0%
17	131	42%	180	58%	0	0%	311	100%
18	182	33%	367	67%	0	0%	549	100%
19	30	28%	77	72%	0	0%	107	100%
20	118	25%	350	75%	0	0%	468	100%
21	82	32%	174	68%	0	0%	256	100%
22	0	0%	0	0%	0	0%	0	0%
STATE	890	32%	1,871	68%	0	0%	2,761	100%

DUI/DWAI PRIVATE PROBATION								
TYPE:	Female		Male		Unknown	TOTAL NEW CLIENTS		
DISTRICT	Number	%	Number	%	Number	%		
1	375	28%	945	72%	1	0%	1,321	100%
2	0	0%	0	0%	0	0%	0	0%
3	0	0%	0	0%	0	0%	0	0%
4	63	27%	169	73%	0	0%	232	100%
5	2	17%	10	83%	0	0%	12	100%
6	3	50%	3	50%	0	0%	6	100%
7	0	0%	0	0%	0	0%	0	0%
8	49	25%	146	75%	0	0%	195	100%
9	0	0%	0	0%	0	0%	0	0%
10	80	33%	162	67%	0	0%	242	100%
11	11	15%	60	85%	0	0%	71	100%
12	9	30%	21	70%	0	0%	30	100%
13	1	6%	16	94%	0	0%	17	100%
14	0	0%	0	0%	0	0%	0	0%
15	0	0%	0	0%	0	0%	0	0%
16	0	0%	0	0%	0	0%	0	0%
17	37	24%	119	76%	0	0%	156	100%
18	281	30%	663	70%	1	0%	945	100%
19	48	22%	172	78%	0	0%	220	100%
20	226	27%	608	73%	0	0%	834	100%
21	23	32%	50	68%	0	0%	73	100%
22	1	14%	6	86%	0	0%	7	100%
STATE	1,209	28%	3,150	72%	2	0%	4,361	100%

Note: Percentages may not total 100 percent because of rounding.

TABLE 58

**FY 2016**  
**Colorado Private Probation**  
**New Clients by Age: Non-DUI/DWAI**

<b>NON-DUI/DWAI PRIVATE PROBATION</b>																	
<b>TYPE:</b>		<b>12-17 Years</b>		<b>18-20 Years</b>		<b>21-24 Years</b>		<b>25-32 Years</b>		<b>33-39 Years</b>		<b>40 and above</b>		<b>Unknown</b>		<b>TOTAL NEW CLIENTS</b>	
<b>DISTRICT</b>	<b>Number</b>	<b>%</b>	<b>Number</b>	<b>%</b>	<b>Number</b>	<b>%</b>	<b>Number</b>	<b>%</b>	<b>Number</b>	<b>%</b>	<b>Number</b>	<b>%</b>	<b>Number</b>	<b>%</b>	<b>Number</b>	<b>%</b>	
1	0	0%	63	8%	140	18%	238	30%	136	17%	218	27%	0	0%	795	100%	
2	0	0%	0	0%	0	0%	0	0%	0	0%	0	0%	0	0%	0	0%	
3	0	0%	0	0%	0	0%	0	0%	0	0%	0	0%	0	0%	0	0%	
4	0	0%	17	9%	32	18%	48	26%	41	23%	44	24%	0	0%	182	100%	
5	0	0%	1	14%	1	14%	2	29%	1	14%	2	29%	0	0%	7	100%	
6	0	0%	0	0%	1	100%	0	0%	0	0%	0	0%	0	0%	1	100%	
7	0	0%	0	0%	0	0%	0	0%	0	0%	0	0%	0	0%	0	0%	
8	0	0%	8	13%	9	15%	24	39%	8	13%	13	21%	0	0%	62	100%	
9	0	0%	0	0%	0	0%	0	0%	0	0%	0	0%	0	0%	0	0%	
10	0	0%	1	20%	1	20%	0	0%	2	40%	1	20%	0	0%	5	100%	
11	0	0%	0	0%	0	0%	2	67%	1	33%	0	0%	0	0%	3	100%	
12	0	0%	2	25%	1	13%	3	38%	0	0%	2	25%	0	0%	8	100%	
13	0	0%	2	29%	2	29%	0	0%	1	14%	2	29%	0	0%	7	100%	
14	0	0%	0	0%	0	0%	0	0%	0	0%	0	0%	0	0%	0	0%	
15	0	0%	0	0%	0	0%	0	0%	0	0%	0	0%	0	0%	0	0%	
16	0	0%	0	0%	0	0%	0	0%	0	0%	0	0%	0	0%	0	0%	
17	1	0%	37	12%	61	20%	91	29%	52	17%	69	22%	0	0%	311	100%	
18	1	0%	89	16%	110	20%	129	23%	83	15%	137	25%	0	0%	549	100%	
19	0	0%	4	4%	14	13%	30	28%	20	19%	39	36%	0	0%	107	100%	
20	1	0%	53	11%	100	21%	122	26%	72	15%	120	26%	0	0%	468	100%	
21	0	0%	30	12%	47	18%	69	27%	44	17%	66	26%	0	0%	256	100%	
22	0	0%	0	0%	0	0%	0	0%	0	0%	0	0%	0	0%	0	0%	
STATE	3	0%	307	11%	519	19%	758	27%	461	17%	713	26%	0	0%	2,761	100%	

\*12-17 Years: DUI/DWAI and underage consumption convictions for probationers under the age of 18 are captured as "adult offenses".

Note: Percentages may not total 100 percent because of rounding.

TABLE 59

**FY 2016**  
**Colorado Private Probation**  
**New Clients by Age: DUI/DWAI**

<b>DUI/DWAI PRIVATE PROBATION</b>																	
<b>TYPE:</b>		<b>12-17 Years</b>		<b>18-20 Years</b>		<b>21-24 Years</b>		<b>25-32 Years</b>		<b>33-39 Years</b>		<b>40 and above</b>		<b>Unknown</b>		<b>TOTAL NEW CLIENTS</b>	
<b>DISTRICT</b>	<b>Number</b>	<b>%</b>	<b>Number</b>	<b>%</b>	<b>Number</b>	<b>%</b>	<b>Number</b>	<b>%</b>	<b>Number</b>	<b>%</b>	<b>Number</b>	<b>%</b>	<b>Number</b>	<b>%</b>	<b>Number</b>	<b>%</b>	
1	0	0%	66	5%	219	17%	408	31%	194	15%	434	33%	0	0%	1,321	100%	
2	0	0%	0	0%	0	0%	0	0%	0	0%	0	0%	0	0%	0	0%	
3	0	0%	0	0%	0	0%	0	0%	0	0%	0	0%	0	0%	0	0%	
4	0	0%	15	6%	31	13%	84	36%	40	17%	62	27%	0	0%	232	100%	
5	0	0%	0	0%	4	33%	6	50%	1	8%	1	8%	0	0%	12	100%	
6	0	0%	0	0%	3	50%	0	0%	2	33%	1	17%	0	0%	6	100%	
7	0	0%	0	0%	0	0%	0	0%	0	0%	0	0%	0	0%	0	0%	
8	0	0%	15	8%	57	29%	43	22%	31	16%	49	25%	0	0%	195	100%	
9	0	0%	0	0%	0	0%	0	0%	0	0%	0	0%	0	0%	0	0%	
10	2	1%	26	11%	53	22%	63	26%	33	14%	65	27%	0	0%	242	100%	
11	0	0%	3	4%	11	15%	13	18%	11	15%	33	46%	0	0%	71	100%	
12	0	0%	3	10%	9	30%	6	20%	1	3%	11	37%	0	0%	30	100%	
13	0	0%	3	18%	1	6%	4	24%	4	24%	5	29%	0	0%	17	100%	
14	0	0%	0	0%	0	0%	0	0%	0	0%	0	0%	0	0%	0	0%	
15	0	0%	0	0%	0	0%	0	0%	0	0%	0	0%	0	0%	0	0%	
16	0	0%	0	0%	0	0%	0	0%	0	0%	0	0%	0	0%	0	0%	
17	1	1%	11	7%	17	11%	58	37%	23	15%	46	29%	0	0%	156	100%	
18	2	0%	34	4%	156	17%	279	30%	160	17%	314	33%	0	0%	945	100%	
19	0	0%	15	7%	51	23%	54	25%	40	18%	60	27%	0	0%	220	100%	
20	5	1%	74	9%	154	18%	237	28%	118	14%	246	29%	0	0%	834	100%	
21	0	0%	8	11%	6	8%	18	25%	14	19%	27	37%	0	0%	73	100%	
22	0	0%	0	0%	4	57%	1	14%	0	0%	2	29%	0	0%	7	100%	
STATE	10	0%	273	6%	776	18%	1,274	29%	672	15%	1,356	31%	0	0%	4,361	100%	

\*12-17 Years: DUI/DWAI and underage consumption convictions for probationers under the age of 18 are captured as "adult offenses".

Note: Percentages may not total 100 percent because of rounding.



TABLE 60

**FY 2016**  
**Colorado Private Probation**  
**New Clients by Ethnic Group<sup>1</sup> : Non-DUI/DWAI**

<b>NON-DUI/DWAI PRIVATE PROBATION</b>														
TYPE:	Caucasian		African American		Asian		Hispanic		Native American		Other		TOTAL NEW CLIENTS	
DISTRICT	Number	%	Number	%	Number	%	Number	%	Number	%	Number	%	Number	%
1	715	90%	33	4%	8	1%	25	3%	3	0%	11	1%	795	100%
2	0	0%	0	0%	0	0%	0	0%	0	0%	0	0%	0	0%
3	0	0%	0	0%	0	0%	0	0%	0	0%	0	0%	0	0%
4	139	76%	21	12%	1	1%	18	10%	1	1%	2	1%	182	100%
5	7	100%	0	0%	0	0%	0	0%	0	0%	0	0%	7	100%
6	1	100%	0	0%	0	0%	0	0%	0	0%	0	0%	1	100%
7	0	0%	0	0%	0	0%	0	0%	0	0%	0	0%	0	0%
8	52	84%	2	3%	2	3%	4	6%	0	0%	2	3%	62	100%
9	0	0%	0	0%	0	0%	0	0%	0	0%	0	0%	0	0%
10	2	40%	0	0%	0	0%	3	60%	0	0%	0	0%	5	100%
11	3	100%	0	0%	0	0%	0	0%	0	0%	0	0%	3	100%
12	5	63%	0	0%	0	0%	3	38%	0	0%	0	0%	8	100%
13	7	100%	0	0%	0	0%	0	0%	0	0%	0	0%	7	100%
14	0	0%	0	0%	0	0%	0	0%	0	0%	0	0%	0	0%
15	0	0%	0	0%	0	0%	0	0%	0	0%	0	0%	0	0%
16	0	0%	0	0%	0	0%	0	0%	0	0%	0	0%	0	0%
17	279	90%	19	6%	5	2%	3	1%	0	0%	5	2%	311	100%
18	383	70%	82	15%	12	2%	61	11%	4	1%	7	1%	549	100%
19	95	89%	2	2%	0	0%	9	8%	1	1%	0	0%	107	100%
20	433	93%	13	3%	6	1%	12	3%	1	0%	3	1%	468	100%
21	225	88%	10	4%	1	0%	19	7%	1	0%	0	0%	256	100%
22	0	0%	0	0%	0	0%	0	0%	0	0%	0	0%	0	0%
STATE	2,346	85%	182	7%	35	1%	157	6%	11	0%	30	1%	2,761	100%

<sup>1</sup> Ethnic Group: This information is entered by court staff from information provided in the summons, affidavit, arrest report or complaint filed by the district attorney.  
Note: Percentages may not total 100 percent because of rounding.

TABLE 61

**FY 2016**  
**Colorado Private Probation**  
**New Clients by Ethnic Group<sup>1</sup> : DUI/DWAI**

<b>DUI/DWAI PRIVATE PROBATION</b>														
<b>TYPE:</b>	<b>Caucasian</b>		<b>African American</b>		<b>Asian</b>		<b>Hispanic</b>		<b>Native American</b>		<b>Other</b>		<b>TOTAL NEW CLIENTS</b>	
<b>DISTRICT</b>	Number	%	Number	%	Number	%	Number	%	Number	%	Number	%	Number	%
1	1,195	90%	25	2%	13	1%	75	6%	7	1%	6	0%	1,321	100%
2	0	0%	0	0%	0	0%	0	0%	0	0%	0	0%	0	0%
3	0	0%	0	0%	0	0%	0	0%	0	0%	0	0%	0	0%
4	162	70%	16	7%	1	0%	44	19%	5	2%	4	2%	232	100%
5	11	92%	0	0%	0	0%	1	8%	0	0%	0	0%	12	100%
6	5	83%	0	0%	0	0%	0	0%	1	17%	0	0%	6	100%
7	0	0%	0	0%	0	0%	0	0%	0	0%	0	0%	0	0%
8	185	95%	4	2%	1	1%	4	2%	1	1%	0	0%	195	100%
9	0	0%	0	0%	0	0%	0	0%	0	0%	0	0%	0	0%
10	127	52%	4	2%	0	0%	105	43%	1	0%	5	2%	242	100%
11	65	92%	2	3%	0	0%	3	4%	1	1%	0	0%	71	100%
12	22	73%	2	7%	0	0%	6	20%	0	0%	0	0%	30	100%
13	17	100%	0	0%	0	0%	0	0%	0	0%	0	0%	17	100%
14	0	0%	0	0%	0	0%	0	0%	0	0%	0	0%	0	0%
15	0	0%	0	0%	0	0%	0	0%	0	0%	0	0%	0	0%
16	0	0%	0	0%	0	0%	0	0%	0	0%	0	0%	0	0%
17	142	91%	4	3%	2	1%	7	4%	1	1%	0	0%	156	100%
18	663	70%	97	10%	21	2%	150	16%	4	0%	10	1%	945	100%
19	188	85%	3	1%	0	0%	29	13%	0	0%	0	0%	220	100%
20	768	92%	16	2%	8	1%	35	4%	1	0%	6	1%	834	100%
21	66	90%	1	1%	1	1%	4	5%	1	1%	0	0%	73	100%
22	4	57%	0	0%	0	0%	0	0%	2	29%	1	14%	7	100%
STATE	3,620	83%	174	4%	47	1%	463	11%	25	1%	32	1%	4,361	100%

<sup>1</sup> Ethnic Group: This information is entered by court staff from information provided in the summons, affidavit, arrest report or complaint filed with the court.

Note: Percentages may not total 100 percent because of rounding.

TABLE 62

**FY 2016**  
**Colorado Private Probation**  
**Successful/Unsuccessful Terminations**

NON-DUI/DWAI PRIVATE PROBATION								
TYPE:	SUCCESSFUL TERMINATIONS		UNSUCCESSFUL TERMINATIONS				TOTAL TERMINATIONS	
	Successful		Revoked		Absconded			
DISTRICT	Number	%	Number	%	Number	%	Number	%
1	438	79%	70	13%	43	8%	551	100%
2	0	0%	0	0%	0	0%	0	0%
3	0	0%	0	0%	0	0%	0	0%
4	313	82%	24	6%	43	11%	380	100%
5	48	94%	0	0%	3	6%	51	100%
6	0	0%	0	0%	0	0%	0	0%
7	1	100%	0	0%	0	0%	1	0%
8	341	76%	35	8%	72	16%	448	100%
9	0	0%	0	0%	0	0%	0	0%
10	69	85%	3	4%	9	11%	81	100%
11	28	97%	0	0%	1	3%	29	100%
12	11	73%	1	7%	3	20%	15	100%
13	5	100%	0	0%	0	0%	5	100%
14	0	0%	0	0%	0	0%	0	0%
15	0	0%	0	0%	0	0%	0	0%
16	0	0%	0	0%	0	0%	0	0%
17	228	79%	25	9%	35	12%	288	100%
18	794	91%	47	5%	35	4%	876	100%
19	74	81%	7	8%	10	11%	91	100%
20	430	79%	61	11%	52	10%	543	100%
21	134	78%	19	11%	19	11%	172	100%
22	1	50%	0	0%	1	50%	2	100%
STATE	2,915	83%	292	8%	326	9%	3,533	100%

DUI/DWAI PRIVATE PROBATION								
TYPE:	SUCCESSFUL TERMINATIONS		UNSUCCESSFUL TERMINATIONS				TOTAL TERMINATIONS	
	Successful		Revoked		Absconded			
DISTRICT	Number	%	Number	%	Number	%	Number	%
1	995	90%	70	6%	36	3%	1,101	100%
2	0	0%	0	0%	0	0%	0	0%
3	0	0%	0	0%	0	0%	0	0%
4	442	81%	68	12%	36	7%	546	100%
5	64	98%	0	0%	1	2%	65	100%
6	11	92%	1	8%	0	0%	12	100%
7	0	0%	0	0%	0	0%	0	0%
8	847	85%	35	4%	117	12%	999	100%
9	0	0%	0	0%	0	0%	0	0%
10	300	85%	18	5%	33	9%	351	100%
11	97	90%	10	9%	1	1%	108	100%
12	32	89%	4	11%	0	0%	36	100%
13	21	78%	3	11%	3	0%	27	100%
14	0	0%	0	0%	0	0%	0	0%
15	0	0%	0	0%	0	0%	0	0%
16	0	0%	0	0%	0	0%	0	0%
17	209	81%	16	6%	32	12%	257	100%
18	2,119	90%	105	4%	123	5%	2,347	100%
19	214	82%	33	13%	15	6%	262	100%
20	978	86%	81	7%	74	7%	1,133	100%
21	97	81%	9	8%	14	12%	120	100%
22	8	47%	6	35%	3	18%	17	100%
STATE	6,434	87%	459	6%	488	7%	7,381	100%

Key: *Successful Terminations*: This column is exclusively private successful terminations.  
*Unsuccessful Terminations*: This column includes probationers supervised by private who were revoked or absconded. A revocation is defined as a termination from probation supervision for a technical violation, new misdemeanor, or new felony.  
Absconders refers to probationers who become fugitives and are no longer compliant with probation supervision.

*Total Terminations*: This column includes: successful, revocations and absconders from probation supervision. Additional types of private probation closures are included in Tables 63 and 64.

Note: Percentages may not total 100 percent because of rounding.

TABLE 63

**FY 2016**  
**Colorado Private Probation**  
**All Closure Types: Non-DUI/DWAI**

<b>NON-DUI/DWAI PRIVATE PROBATION</b>															
<b>TYPE:</b>		<b>Successful</b>		<b>Revoked</b>		<b>Absconded</b>		<b>Deported</b>		<b>Death</b>		<b>Administrative Closure</b>		<b>TOTAL CLOSURES</b>	
<b>DISTRICT</b>	<b>Number</b>	<b>%</b>	<b>Number</b>	<b>%</b>	<b>Number</b>	<b>%</b>	<b>Number</b>	<b>%</b>	<b>Number</b>	<b>%</b>	<b>Number</b>	<b>%</b>	<b>Number</b>	<b>%</b>	
1	438	79%	70	13%	43	8%	0	0%	4	1%	0	0%	555	100%	
2	0	0%	0	0%	0	0%	0	0%	0	0%	0	0%	0	0%	
3	0	0%	0	0%	0	0%	0	0%	0	0%	0	0%	0	0%	
4	313	82%	24	6%	43	11%	0	0%	3	1%	0	0%	383	100%	
5	48	94%	0	0%	3	6%	0	0%	0	0%	0	0%	51	100%	
6	0	0%	0	0%	0	0%	0	0%	0	0%	0	0%	0	0%	
7	1	100%	0	0%	0	0%	0	0%	0	0%	0	0%	1	100%	
8	341	76%	35	8%	72	16%	0	0%	0	0%	0	0%	448	100%	
9	0	0%	0	0%	0	0%	0	0%	0	0%	0	0%	0	0%	
10	69	84%	3	4%	9	11%	0	0%	1	1%	0	0%	82	100%	
11	28	97%	0	0%	1	3%	0	0%	0	0%	0	0%	29	100%	
12	11	73%	1	7%	3	20%	0	0%	0	0%	0	0%	15	100%	
13	5	100%	0	0%	0	0%	0	0%	0	0%	0	0%	5	100%	
14	0	0%	0	0%	0	0%	0	0%	0	0%	0	0%	0	0%	
15	0	0%	0	0%	0	0%	0	0%	0	0%	0	0%	0	0%	
16	0	0%	0	0%	0	0%	0	0%	0	0%	0	0%	0	0%	
17	228	79%	25	9%	35	12%	0	0%	2	1%	0	0%	290	100%	
18	794	90%	47	5%	35	4%	0	0%	5	1%	0	0%	881	100%	
19	74	80%	7	8%	10	11%	1	1%	0	0%	0	0%	93	100%	
20	430	78%	61	11%	52	9%	4	1%	0	0%	0	0%	551	100%	
21	134	77%	19	11%	19	11%	0	0%	2	1%	0	0%	174	100%	
22	1	50%	0	0%	1	50%	0	0%	0	0%	0	0%	2	100%	
<b>STATE</b>	<b>2,915</b>	<b>82%</b>	<b>292</b>	<b>8%</b>	<b>326</b>	<b>9%</b>	<b>5</b>	<b>0%</b>	<b>17</b>	<b>0%</b>	<b>0</b>	<b>0%</b>	<b>3,560</b>	<b>100%</b>	

<b>Courtesy Transfers<sup>1</sup></b>	
<b>Number</b>	<b>DISTRICT</b>
51	1
0	2
0	3
67	4
8	5
0	6
0	7
33	8
0	9
14	10
2	11
0	12
0	13
0	14
0	15
0	16
16	17
103	18
17	19
35	20
25	21
0	22
<b>371</b>	<b>STATE</b>

<sup>1</sup>**Courtesy Transfers:** Beginning in FY 2008 courtesy transfers were removed from "Total Closures" because they are accounted for within the existing closure categories. They are reported separately to track the cases transferred between districts.

Note: Percentages may not total 100 percent because of rounding.

TABLE 64

**FY 2016**  
**Colorado Private Probation**  
**All Closure Types: DUI/DWAI**

<b>DUI/DWAI PRIVATE PROBATION</b>														
<b>TYPE:</b>	<b>Successful</b>		<b>Revoked</b>		<b>Absconded</b>		<b>Deported</b>		<b>Death</b>		<b>Administrative Closure</b>		<b>TOTAL CLOSURES</b>	
<b>DISTRICT</b>	<b>Number</b>	<b>%</b>	<b>Number</b>	<b>%</b>	<b>Number</b>	<b>%</b>	<b>Number</b>	<b>%</b>	<b>Number</b>	<b>%</b>	<b>Number</b>	<b>%</b>	<b>Number</b>	<b>%</b>
1	995	90%	70	6%	36	3%	0	0%	1	0%	2	0%	1,104	100%
2	0	0%	0	0%	0	0%	0	0%	0	0%	0	0%	0	0%
3	0	0%	0	0%	0	0%	0	0%	0	0%	0	0%	0	0%
4	442	80%	68	12%	36	7%	0	0%	3	1%	2	0%	551	100%
5	64	97%	0	0%	1	2%	0	0%	0	0%	1	2%	66	100%
6	11	92%	1	0%	0	0%	0	0%	0	0%	0	0%	12	100%
7	0	0%	0	0%	0	0%	0	0%	0	0%	0	0%	0	0%
8	847	85%	35	3%	117	12%	0	0%	2	0%	0	0%	1,001	100%
9	0	0%	0	0%	0	0%	0	0%	0	0%	0	0%	0	0%
10	300	85%	18	5%	33	9%	0	0%	0	0%	0	0%	351	100%
11	97	89%	10	9%	1	1%	0	0%	1	1%	0	0%	109	100%
12	32	89%	4	11%	0	0%	0	0%	0	0%	0	0%	36	100%
13	21	78%	3	11%	3	0%	0	0%	0	0%	0	0%	27	100%
14	0	0%	0	0%	0	0%	0	0%	0	0%	0	0%	0	0%
15	0	0%	0	0%	0	0%	0	0%	0	0%	0	0%	0	0%
16	0	0%	0	0%	0	0%	0	0%	0	0%	0	0%	0	0%
17	209	81%	16	6%	32	12%	0	0%	0	0%	0	0%	257	100%
18	2,119	90%	105	4%	123	5%	0	0%	8	0%	1	0%	2,356	100%
19	214	80%	33	12%	15	6%	4	1%	1	0%	0	0%	267	100%
20	978	85%	81	7%	74	6%	1	0%	10	1%	0	0%	1,144	100%
21	97	81%	9	8%	14	12%	0	0%	0	0%	0	0%	120	100%
22	8	47%	6	35%	3	18%	0	0%	0	0%	0	0%	17	100%
<b>STATE</b>	<b>6,434</b>	<b>87%</b>	<b>459</b>	<b>6%</b>	<b>488</b>	<b>7%</b>	<b>5</b>	<b>0%</b>	<b>26</b>	<b>0%</b>	<b>6</b>	<b>0%</b>	<b>7,418</b>	<b>100%</b>

<b>Courtesy Transfers<sup>1</sup></b>	
<b>Number</b>	<b>DISTRICT</b>
45	1
0	2
0	3
163	4
14	5
4	6
0	7
140	8
0	9
33	10
16	11
3	12
0	13
0	14
0	15
0	16
21	17
133	18
79	19
176	20
31	21
0	22
<b>858</b>	<b>STATE</b>

<sup>1</sup>**Courtesy Transfers:** Beginning in FY 2008 courtesy transfers were removed from "Total Closures" because they are accounted for within the existing closure categories. They are reported separately to track the cases transferred between districts.

Note: Percentages may not total 100 percent because of rounding.

TABLE 65

**FY 2016**  
**Colorado Private Probation**  
**Type of Revocation**

NON-DUI/DWAI PRIVATE PROBATION							TOTAL REVOCATIONS for Non-DUI/DWAI Private Cases	
TYPE:	New Felony		New Misdemeanor		Technical			
DISTRICT	Number	%	Number	%	Number	%	Number	%
1	0	0%	12	17%	58	83%	70	100%
2	0	0%	0	0%	0	0%	0	0%
3	0	0%	0	0%	0	0%	0	0%
4	4	17%	1	4%	19	79%	24	100%
5	0	0%	0	0%	0	0%	0	0%
6	0	0%	0	0%	0	0%	0	0%
7	0	0%	0	0%	0	0%	0	0%
8	0	0%	11	31%	24	69%	35	100%
9	0	0%	0	0%	0	0%	0	0%
10	1	33%	0	0%	2	67%	3	100%
11	0	0%	0	0%	0	0%	0	0%
12	0	0%	0	0%	1	100%	1	100%
13	0	0%	0	0%	0	0%	0	0%
14	0	0%	0	0%	0	0%	0	0%
15	0	0%	0	0%	0	0%	0	0%
16	0	0%	0	0%	0	0%	0	0%
17	0	0%	7	28%	18	72%	25	100%
18	6	13%	15	32%	26	55%	47	100%
19	0	0%	1	14%	6	86%	7	100%
20	1	2%	14	23%	46	75%	61	100%
21	4	21%	0	0%	15	79%	19	100%
22	0	0%	0	0%	0	0%	0	0%
STATE	16	5%	61	21%	215	74%	292	100%

DUI/DWAI PRIVATE PROBATION							TOTAL REVOCATIONS for DUI/DWAI Private Cases	
TYPE:	New Felony		New Misdemeanor		Technical			
DISTRICT	Number	%	Number	%	Number	%	Number	%
1	0	0%	7	10%	63	90%	70	100%
2	0	0%	0	0%	0	0%	0	0%
3	0	0%	0	0%	0	0%	0	0%
4	3	4%	1	1%	64	94%	68	100%
5	0	0%	0	0%	0	100%	0	100%
6	0	0%	0	0%	1	100%	1	100%
7	0	0%	0	0%	0	0%	0	0%
8	1	3%	6	17%	28	80%	35	100%
9	0	0%	0	0%	0	0%	0	0%
10	0	0%	3	17%	15	83%	18	100%
11	0	0%	0	0%	10	100%	10	100%
12	0	0%	0	0%	4	100%	4	100%
13	0	0%	0	50%	3	50%	3	100%
14	0	0%	0	0%	0	0%	0	0%
15	0	0%	0	0%	0	0%	0	0%
16	0	0%	0	0%	0	0%	0	0%
17	0	0%	4	25%	12	75%	16	100%
18	7	7%	41	39%	57	54%	105	100%
19	1	3%	11	33%	21	64%	33	100%
20	0	0%	12	15%	69	85%	81	100%
21	1	11%	0	0%	8	89%	9	100%
22	2	33%	1	17%	3	50%	6	100%
STATE	15	3%	86	19%	358	78%	459	100%

**Key:**

- New Felony:* Includes revocations for a new felony offense committed while on probation supervision.
- New Misdemeanor:* Includes revocations for a new misdemeanor offense committed while on probation supervision.
- Technical:* Includes revocations for technical probation supervision violations (i.e. drug use, non-compliance).
- Total Revocations:* Total includes all felony, misdemeanor, and technical violations resulting in a revocation from probation.

Note: Percentages may not total 100 percent because of rounding.

TABLE 66

**FY 2016**  
**Colorado Private Probation**  
**Length of Stay**

NON-DUI/DWAI PRIVATE PROBATION										
TYPE:	0-12 months		13-24 months		25-36 months		37 + months		TOTAL CLOSURES	
DISTRICT	Number	%	Number	%	Number	%	Number	%	Number	%
1	309	56%	211	38%	24	4%	11	2%	555	100%
2	0	0%	0	0%	0	0%	0	0%	0	0%
3	0	0%	0	0%	0	0%	0	0%	0	0%
4	138	36%	208	54%	27	7%	10	3%	383	100%
5	24	47%	17	33%	6	12%	4	8%	51	100%
6	0	0%	0	0%	0	0%	0	0%	0	0%
7	0	0%	0	0%	0	0%	1	100%	1	0%
8	305	68%	136	30%	6	1%	1	0%	448	100%
9	0	0%	0	0%	0	0%	0	0%	0	0%
10	15	18%	44	54%	15	18%	8	10%	82	100%
11	11	38%	15	52%	3	10%	0	0%	29	100%
12	5	33%	7	47%	3	20%	0	0%	15	100%
13	1	20%	4	80%	0	0%	0	0%	5	100%
14	0	0%	0	0%	0	0%	0	0%	0	0%
15	0	0%	0	0%	0	0%	0	0%	0	0%
16	0	0%	0	0%	0	0%	0	0%	0	0%
17	178	61%	100	34%	12	4%	0	0%	290	100%
18	275	31%	437	50%	110	12%	59	7%	881	100%
19	37	40%	42	45%	13	14%	1	1%	93	100%
20	312	57%	220	40%	14	3%	5	1%	551	100%
21	71	41%	70	40%	23	13%	10	6%	174	100%
22	2	100%	0	0%	0	0%	0	0%	2	100%
STATE	1,683	47%	1,511	42%	256	7%	110	3%	3,560	100%

DUI/DWAI PRIVATE PROBATION										
TYPE:	0-12 months		13-24 months		25-36 months		37 + months		TOTAL CLOSURES	
DISTRICT	Number	%	Number	%	Number	%	Number	%	Number	%
1	342	31%	720	65%	40	4%	2	0%	1,104	100%
2	0	0%	0	0%	0	0%	0	0%	0	0%
3	0	0%	0	0%	0	0%	0	0%	0	0%
4	275	50%	261	47%	15	3%	0	0%	551	100%
5	22	33%	33	50%	7	11%	4	6%	66	100%
6	7	58%	4	33%	1	8%	0	0%	12	100%
7	0	0%	0	0%	0	0%	0	0%	0	0%
8	718	72%	258	26%	23	2%	2	0%	1,001	100%
9	0	0%	0	0%	0	0%	0	0%	0	0%
10	138	39%	160	46%	47	13%	6	2%	351	100%
11	73	67%	29	27%	7	6%	0	0%	109	100%
12	11	31%	24	67%	1	3%	0	0%	36	100%
13	8	30%	18	67%	1	0%	0	0%	27	100%
14	0	0%	0	0%	0	0%	0	0%	0	0%
15	0	0%	0	0%	0	0%	0	0%	0	0%
16	0	0%	0	0%	0	0%	0	0%	0	0%
17	87	34%	125	49%	41	16%	4	2%	257	100%
18	1,057	45%	1,096	47%	179	8%	24	1%	2,356	100%
19	89	33%	153	57%	23	9%	2	1%	267	100%
20	623	54%	475	42%	40	3%	6	1%	1,144	100%
21	37	31%	55	46%	21	18%	7	6%	120	100%
22	10	59%	5	29%	1	6%	1	6%	17	100%
STATE	3,497	47%	3,416	46%	447	6%	58	1%	7,418	100%

Note: Percentages may not total 100 percent because of rounding.

TABLE 67

**FY 2016**  
**Colorado Private Probation**  
**Active Non-DUI/DWAI Client Risk Levels<sup>1</sup> on June 30, 2016**

NON-DUI/DWAI PRIVATE PROBATION																						
Risk Levels:	New: w/in the first 30 days of supervision start date		Maximum				Medium				Minimum				Administrative						TOTAL PRIVATE NON-DUI/DWAI PROBATION CLIENTS	
			Reg Max		DV Max		Reg Med		DV Med		Reg Min		DV Min		Admin		DV Admin		Interstate			
DISTRICT	Number	%	Number	%	Number	%	Number	%	Number	%	Number	%	Number	%	Number	%	Number	%	Number	%		
1	34	4%	8	1%	2	0%	114	12%	92	10%	578	60%	21	2%	108	11%	1	0%	0	0%	958	100%
2	0	0%	0	0%	0	0%	0	0%	0	0%	0	0%	0	0%	0	0%	0	0%	0	0%	0	0%
3	0	0%	0	0%	0	0%	0	0%	0	0%	0	0%	0	0%	0	0%	0	0%	0	0%	0	0%
4	0	0%	12	1%	0	0%	164	14%	32	3%	607	52%	288	25%	65	6%	0	0%	7	1%	1,175	100%
5	1	1%	0	0%	1	1%	1	1%	0	0%	87	92%	5	5%	0	0%	0	0%	0	0%	95	100%
6	0	0%	0	0%	0	0%	0	0%	0	0%	0	0%	0	0%	0	0%	0	0%	0	0%	0	0%
7	0	0%	0	0%	0	0%	0	0%	0	0%	0	0%	0	0%	0	0%	0	0%	0	0%	0	0%
8	1	0%	6	1%	0	0%	40	10%	9	2%	232	58%	101	25%	14	3%	0	0%	0	0%	403	100%
9	0	0%	0	0%	0	0%	0	0%	0	0%	1	25%	1	25%	2	50%	0	0%	0	0%	4	100%
10	0	0%	0	0%	0	0%	12	21%	0	0%	36	63%	5	9%	4	7%	0	0%	0	0%	57	100%
11	0	0%	0	0%	0	0%	0	0%	0	0%	16	94%	1	6%	0	0%	0	0%	0	0%	17	100%
12	0	0%	0	0%	0	0%	0	0%	0	0%	0	0%	0	0%	0	0%	0	0%	0	0%	0	0%
13	0	0%	0	0%	0	0%	0	0%	1	100%	0	0%	0	0%	0	0%	0	0%	0	0%	1	100%
14	0	0%	0	0%	0	0%	0	0%	0	0%	0	0%	0	0%	0	0%	0	0%	0	0%	0	0%
15	0	0%	0	0%	0	0%	0	0%	0	0%	0	0%	0	0%	0	0%	0	0%	0	0%	0	0%
16	0	0%	0	0%	0	0%	0	0%	0	0%	0	0%	0	0%	0	0%	0	0%	0	0%	0	0%
17	1	0%	0	0%	16	5%	21	6%	147	42%	93	26%	24	7%	52	15%	0	0%	0	0%	354	100%
18	8	1%	2	0%	0	0%	77	5%	44	3%	1,159	78%	120	8%	69	5%	0	0%	0	0%	1,479	100%
19	1	1%	2	1%	0	0%	11	6%	0	0%	54	27%	118	60%	12	6%	0	0%	0	0%	198	100%
20	21	3%	5	1%	0	0%	46	7%	16	3%	245	38%	239	38%	61	10%	4	1%	0	0%	637	100%
21	3	1%	10	3%	1	0%	44	12%	17	5%	176	47%	54	14%	70	19%	1	0%	0	0%	376	100%
22	0	0%	0	0%	0	0%	0	0%	0	0%	0	0%	0	0%	0	0%	0	0%	0	0%	0	0%
STATE	70	1%	45	1%	20	0%	530	9%	358	6%	3,284	57%	977	17%	457	8%	6	0%	7	0%	5,754	100%

<sup>1</sup>Client Risk Levels: Private Probation does not supervise sex offenders.  
 Note: Percentages may not total 100 percent because of rounding.



TABLE 68

**FY 2016**  
**Colorado Private Probation**  
**Active DUI/DWAI Client Risk Levels on June 30, 2016**

<b>DUI/DWAI PRIVATE PROBATION</b>																
<b>Risk Levels:</b>	<b>New: w/in the first 30 days of supervision start date</b>		<b>Maximum</b>		<b>Medium</b>		<b>Minimum</b>		<b>Administrative</b>		<b>Community Corrections</b>		<b>Interstate</b>		<b>TOTAL DUI/DWAI PRIVATE PROBATION CLIENTS</b>	
	<b>DISTRICT</b>	<b>Number</b>	<b>%</b>	<b>Number</b>	<b>%</b>	<b>Number</b>	<b>%</b>	<b>Number</b>	<b>%</b>	<b>Number</b>	<b>%</b>	<b>Number</b>	<b>%</b>	<b>Number</b>	<b>%</b>	<b>Number</b>
1	61	3%	12	1%	158	9%	1,447	81%	98	6%	1	0%	0	0%	1,777	100%
2	0	0%	0	0%	0	0%	0	0%	0	0%	0	0%	0	0%	0	0%
3	0	0%	0	0%	0	0%	0	0%	0	0%	0	0%	0	0%	0	0%
4	0	0%	3	0%	189	16%	932	79%	56	5%	0	0%	0	0%	1,180	100%
5	0	0%	0	0%	10	8%	119	89%	4	3%	0	0%	0	0%	133	100%
6	0	0%	0	0%	0	0%	2	100%	0	0%	0	0%	0	0%	2	100%
7	0	0%	0	0%	0	0%	0	0%	0	0%	0	0%	0	0%	0	0%
8	4	0%	1	0%	55	7%	743	90%	20	2%	0	0%	0	0%	823	100%
9	0	0%	0	0%	1	50%	0	0%	1	50%	0	0%	0	0%	2	100%
10	6	1%	5	1%	54	13%	303	72%	52	12%	0	0%	0	0%	420	100%
11	0	0%	1	1%	13	8%	149	90%	2	1%	0	0%	0	0%	165	100%
12	0	0%	0	0%	0	0%	1	100%	0	0%	0	0%	0	0%	1	100%
13	0	0%	0	0%	1	50%	0	0%	1	50%	0	0%	0	0%	2	100%
14	0	0%	0	0%	0	0%	0	0%	0	0%	0	0%	0	0%	0	0%
15	0	0%	0	0%	0	0%	0	0%	0	0%	0	0%	0	0%	0	0%
16	0	0%	0	0%	0	0%	0	0%	0	0%	0	0%	0	0%	0	0%
17	1	0%	0	0%	14	6%	194	79%	36	15%	0	0%	0	0%	245	100%
18	9	0%	1	0%	141	4%	2,957	92%	121	4%	0	0%	0	0%	3,229	100%
19	1	0%	1	0%	38	8%	433	87%	23	5%	0	0%	0	0%	495	100%
20	12	1%	10	1%	105	9%	1,000	82%	93	8%	0	0%	1	0%	1,221	100%
21	0	0%	0	0%	16	8%	157	81%	22	11%	0	0%	0	0%	195	100%
22	0	0%	0	0%	0	0%	0	0%	0	0%	0	0%	0	0%	0	0%
STATE	94	1%	34	0%	795	8%	8,437	85%	529	5%	1	0%	1	0%	9,890	100%

Note: Percentages may not total 100 percent because of rounding.

The background of the page is a faded, light-colored photograph of a park. In the foreground, there is a large, ornate fountain with water spraying upwards. In the middle ground, several people are sitting on a curved stone bench. The background shows more park benches, trees, and a building with windows. The overall scene is bright and sunny, with a soft, hazy atmosphere.

# **COLORADO PROBATION: REGULAR JUVENILE PROBATION**

TABLE 69

**FY 2016**  
**Colorado State Juvenile Probation**  
**Investigations**

TYPE:	Sex Offender Investigations		Pre- Sentence Investigations		Updated Pre-Sentence Investigations		Intake Evaluations		Interstate Investigations to Colorado		Administrative Investigations (additional cases)		TOTAL INVESTIGATIONS	
	Number	%	Number	%	Number	%	Number	%	Number	%	Number	%	Number	%
1	9	13%	46	66%	0	0%	0	0%	0	0%	15	21%	70	100%
2J	29	8%	299	85%	0	0%	0	0%	0	0%	23	7%	351	100%
3	0	0%	4	67%	0	0%	0	0%	0	0%	2	33%	6	100%
4	48	13%	250	66%	0	0%	0	0%	13	3%	68	18%	379	100%
5	2	25%	4	50%	0	0%	0	0%	0	0%	2	25%	8	100%
6	1	7%	11	79%	2	14%	0	0%	0	0%	0	0%	14	100%
7	2	5%	28	64%	5	11%	0	0%	2	5%	7	16%	44	100%
8	2	4%	17	33%	1	2%	0	0%	4	8%	28	54%	52	100%
9	2	5%	28	64%	0	0%	2	5%	3	7%	9	20%	44	100%
10	8	80%	1	10%	0	0%	0	0%	0	0%	1	10%	10	100%
11	1	13%	4	50%	0	0%	0	0%	1	13%	2	25%	8	100%
12	0	0%	2	33%	0	0%	2	33%	1	17%	1	17%	6	100%
13	2	8%	10	42%	4	17%	0	0%	2	8%	6	25%	24	100%
14	0	0%	3	20%	1	7%	2	13%	2	13%	7	47%	15	100%
15	0	0%	2	100%	0	0%	0	0%	0	0%	0	0%	2	100%
16	2	25%	5	63%	1	13%	0	0%	0	0%	0	0%	8	100%
17	13	37%	15	43%	0	0%	0	0%	6	17%	1	3%	35	100%
18	24	38%	21	33%	0	0%	0	0%	4	6%	14	22%	63	100%
19	19	49%	13	33%	0	0%	0	0%	0	0%	7	18%	39	100%
20	0	0%	2	67%	0	0%	0	0%	0	0%	1	33%	3	100%
21	10	56%	1	6%	0	0%	0	0%	5	28%	2	11%	18	100%
22	2	10%	14	70%	0	0%	0	0%	1	5%	3	15%	20	100%
STATE	176	14%	780	64%	14	1%	6	0%	44	4%	199	16%	1,219	100%

Note: Percentages may not total 100 percent because of rounding

TABLE 70

**FY 2016**  
**Colorado State Juvenile Probation**  
**New Clients by Offense Type**

TYPE: DISTRICT	Felony		Misdemeanor		Petty Offense		Traffic		Other (offense coded without a law class) <sup>1</sup>		TOTAL NEW CLIENTS	
	Number	%	Number	%	Number	%	Number	%	Number	%	Number	%
1	94	38%	141	56%	13	5%	0	0%	2	1%	250	100%
2J	137	41%	199	59%	2	1%	0	0%	0	0%	338	100%
3	3	17%	14	78%	0	0%	1	6%	0	0%	18	100%
4	113	35%	184	58%	17	5%	2	1%	3	1%	319	100%
5	9	25%	26	72%	1	3%	0	0%	0	0%	36	100%
6	4	25%	12	75%	0	0%	0	0%	0	0%	16	100%
7	12	29%	21	50%	8	19%	1	2%	0	0%	42	100%
8	43	16%	164	61%	62	23%	0	0%	2	1%	271	100%
9	22	48%	20	43%	4	9%	0	0%	0	0%	46	100%
10	34	23%	105	71%	9	6%	0	0%	0	0%	148	100%
11	13	21%	48	77%	0	0%	0	0%	1	2%	62	100%
12	7	21%	24	71%	2	6%	0	0%	1	3%	34	100%
13	28	39%	41	58%	2	3%	0	0%	0	0%	71	100%
14	10	48%	10	48%	1	5%	0	0%	0	0%	21	100%
15	8	30%	17	63%	2	7%	0	0%	0	0%	27	100%
16	6	60%	4	40%	0	0%	0	0%	0	0%	10	100%
17	161	43%	197	53%	15	4%	0	0%	2	1%	375	100%
18	124	29%	244	57%	54	13%	1	0%	2	0%	425	100%
19	44	13%	226	69%	56	17%	1	0%	0	0%	327	100%
20	35	19%	100	55%	47	26%	0	0%	0	0%	182	100%
21	58	45%	64	50%	6	5%	0	0%	1	1%	129	100%
22	4	16%	21	84%	0	0%	0	0%	0	0%	25	100%
STATE	969	31%	1,882	59%	301	9%	6	0%	14	0%	3,172	100%

<sup>1</sup>Other (offense coded without a law class): Programing enhancements completed in FY2016 have increased the ability to capture offense class types which significantly reduced the number of cases in the "other" category.

Note: Percentages may not total 100 percent because of rounding.

TABLE 71

**FY 2016**  
**Colorado State Juvenile Probation**  
**New Clients by Supervision Type**

TYPE:	Probation		Probation Revoked and Resentenced		Deferred Adjudication		Diversion to be Supervised by Probation		Interstate Transfers to Colorado		Change of Venue		TOTAL NEW CLIENTS	
	Number	%	Number	%	Number	%	Number	%	Number	%	Number	%	Number	%
1	162	65%	7	3%	47	19%	0	0%	1	0%	33	13%	250	100%
2J	237	70%	4	1%	32	9%	0	0%	3	1%	62	18%	338	100%
3	3	17%	0	0%	14	78%	0	0%	0	0%	1	6%	18	100%
4	190	60%	2	1%	105	33%	0	0%	10	3%	12	4%	319	100%
5	29	81%	0	0%	4	11%	0	0%	1	3%	2	6%	36	100%
6	7	44%	0	0%	5	31%	1	6%	1	6%	2	13%	16	100%
7	21	50%	1	2%	13	31%	0	0%	1	2%	6	14%	42	100%
8	57	21%	1	0%	191	70%	0	0%	1	0%	21	8%	271	100%
9	28	61%	1	2%	10	22%	0	0%	2	4%	5	11%	46	100%
10	81	55%	2	1%	51	34%	0	0%	2	1%	12	8%	148	100%
11	9	15%	3	5%	42	68%	1	0%	2	3%	5	8%	62	100%
12	7	21%	0	0%	20	59%	0	0%	0	0%	7	21%	34	100%
13	24	34%	1	1%	39	55%	0	0%	0	0%	7	10%	71	100%
14	13	62%	0	0%	2	10%	0	0%	2	10%	4	19%	21	100%
15	9	33%	0	0%	16	59%	1	4%	0	0%	1	4%	27	100%
16	1	10%	0	0%	2	20%	0	0%	0	0%	7	70%	10	100%
17	172	46%	4	1%	140	37%	0	0%	5	1%	54	14%	375	100%
18	173	41%	5	1%	188	44%	0	0%	5	1%	54	13%	425	100%
19	117	36%	4	1%	171	52%	0	0%	8	2%	27	8%	327	100%
20	63	35%	0	0%	104	57%	0	0%	3	2%	12	7%	182	100%
21	79	61%	2	2%	39	30%	0	0%	4	3%	5	4%	129	100%
22	5	20%	0	0%	11	44%	5	20%	1	4%	3	12%	25	100%
STATE	1,487	47%	37	1%	1,246	39%	8	0%	52	2%	342	11%	3,172	100%

Note: Percentages may not total 100 percent because of rounding.

Key: *Diversion to be Supervised by Probation*: cases sentenced to probation that are supervised as part of a deferred prosecution agreement

TABLE 72

**FY 2016**  
**Colorado State Juvenile Probation**  
**New Clients by Gender**

TYPE: DISTRICT	Female		Male		Unknown		TOTAL NEW CLIENTS	
	Number	%	Number	%	Number	%	Number	%
1	53	21%	196	78%	1	0%	250	100%
2J	75	22%	263	78%	0	0%	338	100%
3	7	39%	11	61%	0	0%	18	100%
4	74	23%	245	77%	0	0%	319	100%
5	5	14%	31	86%	0	0%	36	100%
6	2	13%	14	88%	0	0%	16	100%
7	8	19%	34	81%	0	0%	42	100%
8	78	29%	193	71%	0	0%	271	100%
9	8	17%	34	74%	4	9%	46	100%
10	46	31%	102	69%	0	0%	148	100%
11	14	23%	47	76%	1	2%	62	100%
12	11	32%	23	68%	0	0%	34	100%
13	19	27%	52	73%	0	0%	71	100%
14	7	33%	14	67%	0	0%	21	100%
15	3	11%	24	89%	0	0%	27	100%
16	1	10%	9	90%	0	0%	10	100%
17	83	22%	292	78%	0	0%	375	100%
18	102	24%	323	76%	0	0%	425	100%
19	98	30%	228	70%	1	0%	327	100%
20	45	25%	136	75%	1	1%	182	100%
21	31	24%	97	75%	1	1%	129	100%
22	5	20%	20	80%	0	0%	25	100%
STATE	775	24%	2,388	75%	9	0%	3,172	100%

Note: Percentages may not total 100 percent because of rounding.

TABLE 73

**FY 2016**  
**Colorado State Juvenile Probation**  
**New Clients by Age**

TYPE: DISTRICT	10-14 Years		15 Years		16 Years		17 Years		<sup>1</sup> 18+ Years		Unknown		TOTAL NEW CLIENTS	
	Number	%	Number	%	Number	%	Number	%	Number	%	Number	%	Number	%
1	63	25%	53	21%	32	13%	61	24%	41	16%	0	0%	250	100%
2J	67	20%	63	19%	73	22%	87	26%	48	14%	0	0%	338	100%
3	7	39%	2	11%	3	17%	5	28%	1	6%	0	0%	18	100%
4	61	19%	64	20%	61	19%	70	22%	63	20%	0	0%	319	100%
5	11	31%	7	19%	5	14%	9	25%	4	11%	0	0%	36	100%
6	2	13%	1	6%	3	19%	4	25%	6	38%	0	0%	16	100%
7	7	17%	10	24%	5	12%	13	31%	7	17%	0	0%	42	100%
8	62	23%	55	20%	66	24%	72	27%	16	6%	0	0%	271	100%
9	7	15%	10	22%	10	22%	13	28%	6	13%	0	0%	46	100%
10	43	29%	24	16%	27	18%	29	20%	25	17%	0	0%	148	100%
11	11	18%	11	18%	16	26%	16	26%	8	13%	0	0%	62	100%
12	4	12%	7	21%	4	12%	9	26%	10	29%	0	0%	34	100%
13	18	25%	17	24%	12	17%	14	20%	10	14%	0	0%	71	100%
14	6	29%	1	5%	8	38%	4	19%	2	10%	0	0%	21	100%
15	11	41%	3	11%	8	30%	4	15%	1	4%	0	0%	27	100%
16	4	40%	2	20%	0	0%	1	10%	3	30%	0	0%	10	100%
17	65	17%	56	15%	96	26%	90	24%	68	18%	0	0%	375	100%
18	62	15%	68	16%	103	24%	119	28%	73	17%	0	0%	425	100%
19	96	27%	64	20%	70	21%	61	19%	36	11%	0	0%	327	100%
20	46	25%	45	25%	29	16%	44	24%	18	10%	0	0%	182	100%
21	39	30%	29	22%	35	27%	15	12%	11	9%	0	0%	129	100%
22	8	32%	5	20%	7	28%	3	12%	2	8%	0	0%	25	100%
STATE	700	22%	597	19%	673	21%	743	23%	459	14%	0	0%	3,172	100%

<sup>1</sup>18+ Years: Youth in this category committed their crime while still under the age of 18 but were new to probation after they turned 18.

Note: Percentages may not total 100 percent because of rounding.

TABLE 74

**FY 2016**  
**Colorado State Juvenile Probation**  
**New Clients by Ethnic Group<sup>1</sup>**

TYPE: DISTRICT	Caucasian		African American		Asian		Hispanic		Native American		Other		TOTAL NEW CLIENTS	
	Number	%	Number	%	Asian	%	Number	%	Number	%	Number	%	Number	%
1	168	67%	22	9%	4	2%	42	17%	4	2%	10	4%	250	100%
2J	122	36%	110	33%	4	1%	93	28%	6	2%	3	1%	338	100%
3	15	83%	0	0%	0	0%	3	17%	0	0%	0	0%	18	100%
4	208	65%	67	21%	2	1%	28	9%	4	1%	10	3%	319	100%
5	28	78%	2	6%	0	0%	3	8%	0	0%	3	8%	36	100%
6	10	63%	0	0%	0	0%	3	19%	3	19%	0	0%	16	100%
7	36	86%	0	0%	0	0%	4	10%	0	0%	2	5%	42	100%
8	235	87%	11	4%	0	0%	22	8%	0	0%	3	1%	271	100%
9	33	72%	1	2%	0	0%	8	17%	0	0%	4	9%	46	100%
10	74	50%	5	3%	0	0%	66	45%	1	1%	2	1%	148	100%
11	49	79%	2	3%	1	2%	1	2%	0	0%	9	15%	62	100%
12	28	82%	0	0%	0	0%	5	15%	0	0%	1	3%	34	100%
13	62	87%	1	1%	0	0%	8	11%	0	0%	0	0%	71	100%
14	21	100%	0	0%	0	0%	0	0%	0	0%	0	0%	21	100%
15	18	67%	0	0%	0	0%	2	7%	0	0%	7	26%	27	100%
16	8	80%	1	10%	0	0%	1	10%	0	0%	0	0%	10	100%
17	281	75%	48	13%	2	1%	40	11%	0	0%	4	1%	375	100%
18	257	60%	92	22%	6	1%	60	14%	2	0%	8	2%	425	100%
19	270	83%	9	3%	1	0%	44	13%	1	0%	2	1%	327	100%
20	129	71%	10	5%	1	1%	35	19%	2	1%	5	3%	182	100%
21	105	81%	6	5%	1	1%	11	9%	1	1%	5	4%	129	100%
22	20	80%	2	8%	0	0%	1	4%	2	8%	0	0%	25	100%
STATE	2,177	69%	389	12%	22	1%	480	15%	26	1%	78	2%	3,172	100%

<sup>1</sup> Ethnic Group: This information is entered by court staff from information provided in the summons, affidavit, arrest report or complaint filed by the district attorney.  
Note: Percentages may not total 100 percent because of rounding.



TABLE 75

**FY 2016**  
**Colorado State Juvenile Probation**  
**Successful/Unsuccessful Terminations**

TYPE:	SUCCESSFUL TERMINATIONS		UNSUCCESSFUL TERMINATIONS				TOTAL TERMINATIONS	
	Successful		Revoked		Absconded			
DISTRICT	Number	%	Number	%	Number	%	Number	%
1	128	65%	62	32%	6	3%	196	100%
2J	151	60%	85	34%	16	6%	252	100%
3	4	100%	0	0%	0	0%	4	100%
4	233	72%	65	20%	25	8%	323	100%
5	35	88%	5	13%	0	0%	40	100%
6	13	93%	1	7%	0	0%	14	100%
7	21	75%	6	21%	1	4%	28	100%
8	169	73%	58	25%	4	2%	231	100%
9	21	62%	12	35%	1	3%	34	100%
10	69	59%	30	26%	17	15%	116	100%
11	31	72%	9	21%	3	7%	43	100%
12	18	58%	11	35%	2	6%	31	100%
13	45	87%	6	12%	1	2%	52	100%
14	14	70%	6	30%	0	0%	20	100%
15	16	94%	0	0%	1	6%	17	100%
16	3	30%	7	70%	0	0%	10	100%
17	165	74%	38	17%	19	9%	222	100%
18	248	72%	73	21%	24	7%	345	100%
19	194	68%	78	27%	15	5%	287	100%
20	129	90%	10	7%	4	3%	143	100%
21	86	67%	40	31%	3	2%	129	100%
22	6	55%	4	36%	1	9%	11	100%
STATE	1,799	71%	606	24%	143	6%	2,548	100%

Key: *Successful Terminations*: This column includes those probationers supervised by the state who terminated successfully.  
*Unsuccessful Terminations*: This column includes those probationers who were revoked or absconded. A revocation is defined as a termination from probation supervision for a technical violation, new misdemeanor, or new felony. Absconded refers to probationers who become fugitives and are no longer compliant with probation supervision.  
*Total Terminations*: This table includes: successful, revocations and absconders from probation supervision. Additional types of juvenile probation closures are included in Table 76.

Note: Percentages may not total 100 percent because of rounding.

TABLE 76

**FY 2016**  
**Colorado State Juvenile Probation**  
**All Probation Supervision Closure Types**

TYPE:	Successful		Revoked		Absconded		Community Corrections Discharge		Deported		Death		Administrative Closure		TOTAL CLOSURES		Change of Venue <sup>1</sup>	
	Number	%	Number	%	Number	%	Number	%	Number	%	Number	%	Number	%	Number	%	Number	%
1	128	65%	62	31%	6	3%	0	0%	0	0%	1	1%	1	1%	198	100%	46	1
2J	151	60%	85	34%	16	6%	0	0%	0	0%	0	0%	1	0%	253	100%	34	2J
3	4	100%	0	0%	0	0%	0	0%	0	0%	0	0%	0	0%	4	100%	2	3
4	233	71%	65	20%	25	8%	0	0%	0	0%	1	0%	2	1%	326	100%	20	4
5	35	88%	5	13%	0	0%	0	0%	0	0%	0	0%	0	0%	40	100%	2	5
6	13	93%	1	7%	0	0%	0	0%	0	0%	0	0%	0	0%	14	100%	0	6
7	21	72%	6	21%	1	3%	0	0%	0	0%	1	3%	0	0%	29	100%	4	7
8	169	73%	58	25%	4	2%	0	0%	0	0%	0	0%	1	0%	232	100%	21	8
9	21	62%	12	35%	1	3%	0	0%	0	0%	0	0%	0	0%	34	100%	1	9
10	69	58%	30	25%	17	14%	0	0%	0	0%	1	1%	1	1%	118	100%	14	10
11	31	72%	9	21%	3	7%	0	0%	0	0%	0	0%	0	0%	43	100%	2	11
12	18	58%	11	35%	2	6%	0	0%	0	0%	0	0%	0	0%	31	100%	1	12
13	45	87%	6	12%	1	2%	0	0%	0	0%	0	0%	0	0%	52	100%	6	13
14	14	70%	6	30%	0	0%	0	0%	0	0%	0	0%	0	0%	20	100%	3	14
15	16	94%	0	0%	1	6%	0	0%	0	0%	0	0%	0	0%	17	100%	1	15
16	3	30%	7	70%	0	0%	0	0%	0	0%	0	0%	0	0%	10	100%	3	16
17	165	73%	38	17%	19	8%	0	0%	0	0%	0	0%	3	1%	225	100%	61	17
18	248	71%	73	21%	24	7%	0	0%	0	0%	0	0%	2	1%	347	100%	65	18
19	194	67%	78	27%	15	5%	0	0%	0	0%	0	0%	3	1%	290	100%	35	19
20	129	90%	10	7%	4	3%	0	0%	0	0%	0	0%	0	0%	143	100%	10	20
21	86	67%	40	31%	3	2%	0	0%	0	0%	0	0%	0	0%	129	100%	8	21
22	6	55%	4	36%	1	9%	0	0%	0	0%	0	0%	0	0%	11	100%	1	22
STATE	1,799	70%	606	24%	143	6%	0	0%	0	0%	4	0%	14	1%	2,566	100%	340	STATE

<sup>1</sup>**Change of Venue:** Beginning in FY 2008 change of venue cases were removed from "Total Closures" because they are accounted for within the existing closure categories. They are reported separately to track change of venue cases transferred between courts.

Note: Percentages may not total 100 percent because of rounding.

TABLE 77

**FY 2016**  
**Colorado State Juvenile Probation**  
**Type of Revocation**

TYPE: DISTRICT	New Felony		New Misdemeanor		Technical		TOTAL REVOCATIONS	
	Number	%	Number	%	Number	%	Number	%
1	9	15%	8	13%	45	73%	62	100%
2J	22	26%	12	14%	51	60%	85	100%
3	0	0%	0	0%	0	0%	0	0%
4	10	15%	10	15%	45	69%	65	100%
5	2	40%	2	40%	1	20%	5	100%
6	0	0%	1	100%	0	0%	1	100%
7	0	0%	1	17%	5	83%	6	100%
8	12	21%	15	26%	31	53%	58	100%
9	0	0%	2	17%	10	83%	12	100%
10	2	7%	2	7%	26	87%	30	100%
11	0	0%	1	11%	8	89%	9	100%
12	0	0%	1	9%	10	91%	11	100%
13	2	33%	1	17%	3	50%	6	100%
14	0	0%	1	17%	5	83%	6	100%
15	0	0%	0	0%	0	0%	0	0%
16	0	0%	0	0%	7	100%	7	100%
17	8	21%	6	16%	24	63%	38	100%
18	11	15%	18	25%	44	60%	73	100%
19	8	10%	13	17%	57	73%	78	100%
20	2	20%	2	20%	6	60%	10	100%
21	12	30%	9	23%	19	48%	40	100%
22	0	0%	0	0%	4	100%	4	100%
STATE	100	17%	105	17%	401	66%	606	100%

**Key:**

- New Felony:* Includes revocations for a new felony offense committed while on probation supervision.
- New Misdemeanor:* Includes revocations for a new misdemeanor offense committed while on probation supervision.
- Technical:* Includes revocations for technical probation supervision violations (e.g. drug use, non-compliance).
- Total Revocations:* Total includes all felony, misdemeanor, and technical violations resulting in a revocation from probation.

Note: Percentages may not total 100 percent because of rounding.

TABLE 78

**FY 2016**  
**Colorado State Juvenile Probation**  
**Length of Stay**

TYPE:	0-3 months		4-6 months		7-12 months		13-18 months		19-24 months		25 + months		TOTAL CLOSURES	
DISTRICT	Number	%	Number	%	Number	%	Number	%	Number	%	Number	%	Number	%
1	36	18%	20	10%	61	31%	29	15%	22	11%	30	15%	198	100%
2J	27	11%	19	8%	61	24%	57	23%	43	17%	46	18%	253	100%
3	1	25%	0	0%	2	50%	0	0%	0	0%	1	25%	4	100%
4	15	5%	33	10%	109	33%	72	22%	50	15%	47	14%	326	100%
5	4	10%	8	20%	11	28%	9	23%	6	15%	2	5%	40	100%
6	3	21%	1	7%	8	57%	1	7%	1	7%	0	0%	14	100%
7	2	7%	2	7%	13	45%	4	14%	5	17%	3	10%	29	100%
8	38	16%	68	29%	75	32%	23	10%	14	6%	14	6%	232	100%
9	1	3%	13	38%	11	32%	5	15%	2	6%	2	6%	34	100%
10	8	7%	19	16%	44	37%	26	22%	14	12%	7	6%	118	100%
11	1	2%	6	14%	19	44%	6	14%	5	12%	6	14%	43	100%
12	4	13%	0	0%	9	29%	9	29%	7	23%	2	6%	31	100%
13	2	4%	9	17%	16	31%	12	23%	4	8%	9	17%	52	100%
14	3	15%	3	15%	4	20%	3	15%	3	15%	4	20%	20	100%
15	0	0%	0	0%	7	41%	3	18%	3	18%	4	24%	17	100%
16	0	0%	2	20%	2	20%	2	20%	2	20%	2	20%	10	100%
17	33	15%	27	12%	94	42%	40	18%	18	8%	13	6%	225	100%
18	43	12%	60	17%	104	32%	58	17%	41	12%	41	12%	347	100%
19	16	6%	53	18%	113	39%	51	18%	32	11%	25	9%	290	100%
20	10	7%	54	38%	52	36%	17	12%	8	6%	2	1%	143	100%
21	10	8%	20	16%	45	35%	25	19%	12	9%	17	13%	129	100%
22	0	0%	1	9%	9	82%	1	9%	0	0%	0	0%	11	100%
STATE	257	10%	418	16%	869	34%	453	18%	292	11%	277	11%	2,566	100%

Note: Percentages may not total 100 percent because of rounding.

TABLE 79

**FY 2016**  
**Colorado State Juvenile Probation**  
**Active Client Risk<sup>1</sup> Levels on June 30, 2016**

Risk Levels:	New: w/in the first 30 days of supervision start date		Maximum		Medium		Minimum		Administrative		Community Corrections		Interstate Transfer to Another State		TOTAL STATE JUVENILE CLIENTS	
	Number	%	Number	%	Number	%	Number	%	Number	%	Number	%	Number	%	Number	%
1	13	5%	54	19%	124	44%	17	6%	63	23%	2	1%	6	2%	279	100%
2J	9	2%	139	33%	176	42%	64	15%	30	7%	0	0%	0	0%	418	100%
3	1	6%	3	19%	3	19%	8	50%	1	6%	0	0%	0	0%	16	100%
4	3	1%	91	19%	159	34%	153	33%	43	9%	2	0%	17	4%	468	100%
5	3	7%	7	16%	15	33%	10	22%	8	18%	2	4%	0	0%	45	100%
6	0	0%	4	15%	6	23%	10	38%	2	8%	1	4%	3	12%	26	100%
7	0	0%	17	26%	19	29%	22	33%	5	8%	1	2%	2	3%	66	100%
8	14	5%	74	28%	84	31%	69	26%	21	8%	0	0%	7	3%	269	100%
9	1	2%	10	24%	7	17%	16	39%	5	12%	1	2%	1	2%	41	100%
10	4	2%	32	18%	45	26%	57	33%	33	19%	3	2%	0	0%	174	100%
11	1	1%	15	22%	16	24%	15	22%	20	30%	0	0%	0	0%	67	100%
12	3	8%	3	8%	9	25%	15	42%	6	17%	0	0%	0	0%	36	100%
13	2	2%	23	27%	21	25%	27	32%	9	11%	0	0%	3	4%	85	100%
14	0	0%	2	7%	12	40%	3	10%	8	27%	2	7%	3	10%	30	100%
15	2	6%	3	9%	9	27%	17	52%	2	6%	0	0%	0	0%	33	100%
16	2	9%	4	17%	3	13%	11	48%	3	13%	0	0%	0	0%	23	100%
17	19	5%	40	11%	108	29%	112	30%	92	24%	0	0%	5	1%	376	100%
18	24	4%	91	16%	166	30%	160	29%	85	15%	0	0%	34	6%	560	100%
19	15	4%	41	11%	122	32%	114	30%	83	22%	0	0%	3	1%	378	100%
20	12	7%	39	23%	45	26%	53	31%	14	8%	2	1%	8	5%	173	100%
21	3	2%	19	12%	55	35%	47	30%	24	15%	1	1%	7	4%	156	100%
22	3	12%	3	12%	9	35%	11	42%	0	0%	0	0%	0	0%	26	100%
STATE	134	4%	714	19%	1,213	32%	1,011	27%	557	15%	17	0%	99	3%	3,745	100%

<sup>1</sup>The risk levels include regular juvenile supervision, juvenile sex offender, problem solving court and mental disorder clients. Detailed supervision levels for each regular juvenile supervision, juveniles who has committed sexual offenses, problem solving court and mental disorder clients can be found on Tables 80 and 81.

Note: Percentages may not total 100 percents because of rounding.

TABLE 80

**FY 2016**  
**Colorado State Juvenile Probation**  
**Active Regular Juvenile and Juveniles Who Have Committed Sexual Offenses**  
**Client Risk Levels on June 30, 2016**

Risk Level:	Regular Juvenile Supervision									
	Regular Maximum		Regular Medium		Regular Minimum		Regular Administrative		Regular Total	
	Number	%	Number	%	Number	%	Number	%	Number	%
<b>DISTRICT</b>										
1	33	18%	67	37%	17	9%	63	35%	180	100%
2J	99	32%	123	39%	63	20%	28	9%	313	100%
3	3	20%	3	20%	8	53%	1	7%	15	100%
4	86	23%	116	31%	125	34%	43	12%	370	100%
5	6	16%	14	37%	10	26%	8	21%	38	100%
6	4	18%	6	27%	10	45%	2	9%	22	100%
7	14	25%	16	29%	20	36%	5	9%	55	100%
8	65	28%	82	35%	68	29%	21	9%	236	100%
9	9	27%	7	21%	12	36%	5	15%	33	100%
10	28	18%	39	25%	54	35%	33	21%	154	100%
11	9	16%	14	25%	14	25%	20	35%	57	100%
12	3	10%	8	27%	13	43%	6	20%	30	100%
13	20	28%	20	28%	24	34%	7	10%	71	100%
14	2	10%	8	38%	3	14%	8	38%	21	100%
15	3	10%	8	28%	16	55%	2	7%	29	100%
16	3	18%	2	12%	9	53%	3	18%	17	100%
17	30	10%	90	30%	106	35%	77	25%	303	100%
18	72	16%	149	33%	151	33%	85	19%	457	100%
19	40	12%	102	30%	114	34%	83	24%	339	100%
20	37	28%	42	32%	37	28%	14	11%	130	100%
21	17	14%	37	30%	45	37%	24	20%	123	100%
22	3	14%	7	33%	11	52%	0	0%	21	100%
<b>STATE</b>	586	19%	960	32%	930	31%	538	18%	3,014	100%

Risk Level:	Juveniles Who Have Committed Sexual Offenses (JSO) <sup>1</sup>									
	JSO Maximum		JSO Medium		JSO Minimum		JSO Administrative		JSO Total	
	Number	%	Number	%	Number	%	Number	%	Number	%
<b>DISTRICT</b>										
1	8	13%	56	88%	0	0%	0	0%	64	100%
2J	9	17%	42	79%	1	2%	1	2%	53	100%
3	0	0%	0	0%	0	0%	0	0%	0	0%
4	5	7%	43	57%	28	37%	0	0%	76	100%
5	1	50%	1	50%	0	0%	0	0%	2	100%
6	0	0%	0	0%	0	0%	0	0%	0	0%
7	1	33%	0	0%	2	67%	0	0%	3	100%
8	7	70%	2	20%	1	10%	0	0%	10	100%
9	1	20%	0	0%	4	80%	0	0%	5	100%
10	3	25%	6	50%	3	25%	0	0%	12	100%
11	2	50%	1	25%	1	25%	0	0%	4	100%
12	0	0%	1	33%	2	67%	0	0%	3	100%
13	0	0%	1	20%	2	40%	2	40%	5	100%
14	0	0%	4	100%	0	0%	0	0%	4	100%
15	0	0%	1	50%	1	50%	0	0%	2	100%
16	1	25%	1	25%	2	50%	0	0%	4	100%
17	4	10%	16	39%	6	15%	15	37%	41	100%
18	9	30%	13	43%	8	27%	0	0%	30	100%
19	1	5%	20	95%	0	0%	0	0%	21	100%
20	2	10%	3	14%	16	76%	0	0%	21	100%
21	2	9%	18	82%	2	9%	0	0%	22	100%
22	0	0%	1	100%	0	0%	0	0%	1	100%
<b>STATE</b>	56	15%	230	60%	79	21%	18	5%	383	100%

<sup>1</sup>This chart does not include juveniles who have committed sexual offenses who have been placed on Juvenile Intensive Supervision Probation (JISP). Colorado does not currently have a Sex Offender Intensive Supervision Program (SOISP) for juveniles who have committed sexual offenses.

Note: Percentages may not total 100 percent because of rounding.


TABLE 81

**FY 2016**  
**Colorado State Juvenile Probation**  
**Active Problem Solving Court and Mental Disorder Client Risk Levels on June 30, 2016**

Risk Level:	Problem Solving Court (PSC)									
	PSC Maximum		PSC Medium		PSC Minimum		PSC Administrative		PSC TOTAL	
	Number	%	Number	%	Number	%	Number	%	Number	%
DISTRICT										
1	13	100%	0	0%	0	0%	0	0%	13	100%
2J	31	74%	10	24%	0	0%	1	2%	42	100%
3	0	0%	0	0%	0	0%	0	0%	0	0%
4	0	0%	0	0%	0	0%	0	0%	0	0%
5	0	0%	0	0%	0	0%	0	0%	0	0%
6	0	0%	0	0%	0	0%	0	0%	0	0%
7	2	40%	3	60%	0	0%	0	0%	5	100%
8	2	100%	0	0%	0	0%	0	0%	2	100%
9	0	0%	0	0%	0	0%	0	0%	0	0%
10	0	0%	0	0%	0	0%	0	0%	0	0%
11	4	100%	0	0%	0	0%	0	0%	4	100%
12	0	0%	0	0%	0	0%	0	0%	0	0%
13	0	0%	0	0%	0	0%	0	0%	0	0%
14	0	0%	0	0%	0	0%	0	0%	0	0%
15	0	0%	0	0%	0	0%	0	0%	0	0%
16	0	0%	0	0%	0	0%	0	0%	0	0%
17	6	75%	2	25%	0	0%	0	0%	8	100%
18	0	0%	0	0%	0	0%	0	0%	0	0%
19	0	0%	0	0%	0	0%	0	0%	0	0%
20	0	0%	0	0%	0	0%	0	0%	0	0%
21	0	0%	0	0%	0	0%	0	0%	0	0%
22	0	0%	0	0%	0	0%	0	0%	0	0%
STATE	58	78%	15	20%	0	0%	1	1%	74	100%

Risk Level:	Mental Disorder (MD)									
	MD Maximum		MD Medium		MD Minimum		MD Administrative		MD Total	
	Number	%	Number	%	Number	%	Number	%	Number	%
DISTRICT										
1	0	0%	1	100%	0	0%	0	0%	1	100%
2J	0	0%	1	100%	0	0%	0	0%	1	100%
3	0	0%	0	0%	0	0%	0	0%	0	0%
4	0	0%	0	0%	0	0%	0	0%	0	0%
5	0	0%	0	0%	0	0%	0	0%	0	0%
6	0	0%	0	0%	0	0%	0	0%	0	0%
7	0	0%	0	0%	0	0%	0	0%	0	0%
8	0	0%	0	0%	0	0%	0	0%	0	0%
9	0	0%	0	0%	0	0%	0	0%	0	0%
10	1	100%	0	0%	0	0%	0	0%	1	100%
11	0	0%	1	100%	0	0%	0	0%	1	100%
12	0	0%	0	0%	0	0%	0	0%	0	0%
13	3	75%	0	0%	1	25%	0	0%	4	100%
14	0	0%	0	0%	0	0%	0	0%	0	0%
15	0	0%	0	0%	0	0%	0	0%	0	0%
16	0	0%	0	0%	0	0%	0	0%	0	0%
17	0	0%	0	0%	0	0%	0	0%	0	0%
18	10	67%	4	27%	1	7%	0	0%	15	100%
19	0	0%	0	0%	0	0%	0	0%	0	0%
20	0	0%	0	0%	0	0%	0	0%	0	0%
21	0	0%	0	0%	0	0%	0	0%	0	0%
22	0	0%	1	100%	0	0%	0	0%	1	100%
STATE	14	58%	8	33%	2	8%	0	0%	24	100%

Note: Percentages may not total 100 percent because of rounding.

The background of the slide is a blurred photograph of a park. In the foreground, a person is sitting on a white park bench, their back to the camera. In the background, another person is sitting on a similar bench, and there are trees with yellow and orange leaves, suggesting an autumn setting. The overall scene is bright and outdoors.

**COLORADO PROBATION:  
ADULT INTENSIVE  
SUPERVISION PROBATION  
(AISP)/  
LIMIT SETTER INTENSIVE  
PROBATION (LSIP)**



TABLE 82

**FY 2016**  
**Colorado State Probation Intensive Programs**  
**Adult Intensive Supervision Probation (AISP)/ Limit Setter Intensive Probation (LSIP)<sup>1</sup>**  
**New Clients by Order Type**

DISTRICT	Probation		Courtesy Transfer from other Colorado Probation Districts		Interstate Transfers to Colorado		Total New Clients	
	Number	%	Number	%	Number	%	Number	%
1	62	84%	12	16%	0	0%	74	100%
2	101	87%	13	11%	2	2%	116	145%
3	0	0%	0	0%	0	0%	0	0%
4	36	86%	6	14%	0	0%	42	129%
5	1	100%	0	0%	0	0%	1	100%
6	0	0%	0	0%	0	0%	0	0%
7	0	0%	0	0%	0	0%	0	0%
8	51	93%	3	5%	1	2%	55	131%
9	1	100%	0	0%	0	0%	1	100%
10	31	91%	3	9%	0	0%	34	124%
11	0	0%	0	0%	0	0%	0	0%
12	0	0%	0	0%	0	0%	0	0%
13	8	80%	1	10%	1	10%	10	150%
14	2	100%	0	0%	0	0%	2	150%
15	0	0%	0	0%	0	0%	0	0%
16	3	100%	0	0%	0	0%	3	133%
17	76	89%	8	9%	1	1%	85	122%
18	61	91%	5	7%	1	1%	67	116%
19	51	88%	7	12%	0	0%	58	128%
20	23	82%	5	18%	0	0%	28	121%
21	16	89%	2	11%	0	0%	18	122%
22	2	100%	0	0%	0	0%	2	100%
<b>TOTAL</b>	<b>525</b>	<b>88%</b>	<b>65</b>	<b>11%</b>	<b>6</b>	<b>1%</b>	<b>596</b>	<b>131%</b>

<sup>1</sup>**Adult Intensive Supervision (AISP/LSIP):** This table contains both AISP and Limit Setter-Intensive Probation (LSIP) clients. On October 1, 2013, AISP was no longer available to the court as a sentencing option. LSIP was created as a community based supervision program designed for high risk probationers.

Note: Percentages may not total 100 percent because of rounding.

TABLE 83

**FY 2016**  
**Colorado State Probation Intensive Programs**  
**Adult Intensive Supervision Probation (AISP)/Limit Setter Intensive Probation (LSIP)<sup>1</sup>**  
**Successful/Unsuccessful Terminations**

TYPE:	SUCCESSFUL TERMINATIONS		UNSUCCESSFUL TERMINATIONS				TOTAL TERMINATIONS	
	Successful		Revoked		Absconded			
DISTRICT	Number	%	Number	%	Number	%	Number	%
1	31	46%	33	49%	3	4%	67	100%
2	56	58%	28	29%	12	13%	96	100%
3	1	100%	0	0%	0	0%	1	100%
4	34	64%	15	28%	4	8%	53	100%
5	1	100%	0	0%	0	0%	1	100%
6	0	0%	0	0%	0	0%	0	0%
7	0	0%	0	0%	0	0%	0	0%
8	37	67%	15	27%	3	5%	55	100%
9	0	0%	0	0%	0	0%	0	0%
10	8	33%	13	54%	3	13%	24	100%
11	0	0%	0	0%	0	0%	0	0%
12	3	60%	1	20%	1	20%	5	100%
13	5	56%	3	33%	1	11%	9	100%
14	3	75%	1	25%	0	0%	4	100%
15	0	0%	0	0%	0	0%	0	0%
16	2	100%	0	0%	0	0%	2	100%
17	41	46%	32	36%	16	18%	89	100%
18	23	47%	20	41%	6	12%	49	100%
19	16	38%	20	48%	6	14%	42	100%
20	10	71%	3	21%	1	7%	14	100%
21	11	61%	7	39%	0	0%	18	100%
22	0	0%	0	0%	0	0%	0	0%
STATE	282	53%	191	36%	56	11%	529	100%

Key: *Successful Terminations*: This column includes those probationers that have terminated from probation while on AISP probation or transitioned to regular supervision probation.

*Unsuccessful Terminations*: This column includes AISP probationers who were revoked or absconded. A revocation is defined as a termination from AISP for a technical violation, new misdemeanor, or new felony offense. A revocation to Community Corrections is NOT included in this section because these probationers are still under the supervision and jurisdiction of probation. Absconded refers to probationers who become fugitives and are no longer compliant with probation supervision.

*Total Terminations*: This table includes: revocations, absconders and successful terminations from probation supervision. Additional types of of AISP discharges are included in Table 84.

<sup>1</sup>**Adult Intensive Supervision (AISP/LSIP)**: This table contains both AISP and Limit Setter-Intensive Probation (LSIP) clients. On October 1, 2013, AISP was no longer available as a sentencing option for the courts. LSIP was created as a community based supervision program designed for high risk probationers.

Note: Percentages may not total 100 percent because of rounding.

TABLE 84

**FY 2016**  
**Colorado State Probation Intensive Programs**  
**Adult Intensive Supervision Probation (AISP)/Limit Setter Intensive Probation (LSIP)<sup>1</sup>**  
**Discharges**

DISTRICT	Successful: Transfer to Regular Probation		Successful: Completed Program no longer on Probation		Absconded		Re-Sentenced to Community Corrections		Revoked		Deported		Death		Administrative Closure		Transfer to Another Specialized Program		Total Discharges		Courtesy Transfers <sup>2</sup>	
	#	%	#	%	#	%	#	%	#	%	#	%	#	%	#	%	#	%	#	%	#	District
1	22	29%	9	12%	3	4%	9	12%	33	43%	0	0%	1	1%	0	0%	0	0%	77	100%	9	1
2	39	36%	17	16%	12	11%	11	10%	28	26%	1	1%	0	0%	0	0%	1	1%	109	100%	4	2
3	0	0%	1	50%	0	0%	1	50%	0	0%	0	0%	0	0%	0	0%	0	0%	2	100%	0	3
4	27	42%	7	11%	4	6%	9	14%	15	23%	0	0%	0	0%	1	2%	1	2%	64	100%	3	4
5	1	100%	0	0%	0	0%	0	0%	0	0%	0	0%	0	0%	0	0%	0	0%	1	100%	0	5
6	0	0%	0	0%	0	0%	0	0%	0	0%	0	0%	0	0%	0	0%	0	0%	0	0%	0	6
7	0	0%	0	0%	0	100%	0	0%	0	0%	0	0%	0	0%	0	0%	0	0%	0	0%	0	7
8	29	38%	8	11%	3	4%	19	25%	15	20%	0	0%	0	0%	0	0%	2	3%	76	100%	5	8
9	0	0%	0	0%	0	0%	0	0%	0	0%	0	0%	0	0%	0	0%	0	0%	0	0%	0	9
10	7	26%	1	4%	3	11%	2	7%	13	48%	0	0%	0	0%	0	0%	1	4%	27	100%	0	10
11	0	0%	0	0%	0	0%	0	0%	0	0%	0	0%	0	0%	0	0%	0	0%	0	0%	0	11
12	3	50%	0	0%	1	17%	1	17%	1	17%	0	0%	0	0%	0	0%	0	0%	6	100%	0	12
13	4	40%	1	10%	1	10%	1	10%	3	30%	0	0%	0	0%	0	0%	0	0%	10	100%	1	13
14	1	20%	2	40%	0	0%	1	20%	1	20%	0	0%	0	0%	0	0%	0	0%	5	100%	0	14
15	0	0%	0	0%	0	0%	0	0%	0	0%	0	0%	0	0%	0	0%	0	0%	0	0%	0	15
16	2	100%	0	0%	0	0%	0	0%	0	0%	0	0%	0	0%	0	0%	0	0%	2	100%	0	16
17	24	20%	17	14%	16	13%	28	24%	32	27%	0	0%	0	0%	0	0%	2	2%	119	100%	7	17
18	16	27%	7	12%	6	10%	10	17%	20	34%	0	0%	0	0%	0	0%	0	0%	59	100%	13	18
19	12	22%	4	7%	6	11%	12	22%	20	36%	0	0%	0	0%	0	0%	1	2%	55	100%	10	19
20	7	41%	3	18%	1	6%	1	6%	3	18%	0	0%	0	0%	0	0%	2	12%	17	100%	4	20
21	10	43%	1	4%	0	0%	4	17%	7	30%	0	0%	0	0%	1	4%	0	0%	23	100%	1	21
22	0	0%	0	0%	0	0%	0	0%	0	0%	0	0%	0	0%	0	0%	0	0%	0	0%	0	22
<b>TOTAL</b>	<b>204</b>	<b>31%</b>	<b>78</b>	<b>12%</b>	<b>56</b>	<b>9%</b>	<b>109</b>	<b>17%</b>	<b>191</b>	<b>29%</b>	<b>1</b>	<b>0%</b>	<b>1</b>	<b>0%</b>	<b>2</b>	<b>0%</b>	<b>10</b>	<b>2%</b>	<b>652</b>	<b>100%</b>	<b>57</b>	<b>STATE</b>

<sup>1</sup>**Adult Intensive Supervision (AISP/LSIP):** This table contains both AISP and Limit Setter-Intensive Probation (LSIP) clients. On October 1, 2013, AISP was no longer available as a sentencing option for the courts. LSIP was created as a community based supervision program designed for high risk probationers.

<sup>2</sup>**Courtesy Transfers:** Beginning in FY 2008 courtesy transfers were removed from "Total Discharges" because they are accounted for within the existing discharge categories. They are reported separately to track the cases transferred between districts.

Note: Percentages may not total 100 percent because of rounding.

**FY 2016**  
**Colorado State Probation Intensive Programs**  
**Adult Intensive Supervision Probation (AISP)/Limit Setter Intensive Probation (LSIP)<sup>1</sup>**  
**Type of Revocation**

DISTRICT	Revoked: New Felony		Revoked: New Misdemeanor		Revoked: Technical		Total Revocations	
	Number	%	Number	%	Number	%	Number	%
1	8	24%	4	12%	21	64%	33	100%
2	10	36%	4	14%	14	50%	28	100%
3	0	0%	0	0%	0	0%	0	0%
4	9	60%	1	7%	5	33%	15	100%
5	0	0%	0	0%	0	0%	0	0%
6	0	0%	0	0%	0	0%	0	0%
7	0	0%	0	0%	0	0%	0	0%
8	5	33%	1	7%	9	60%	15	100%
9	0	0%	0	0%	0	0%	0	0%
10	4	31%	2	15%	7	54%	13	100%
11	0	0%	0	0%	0	0%	0	0%
12	0	0%	0	0%	1	100%	1	100%
13	1	33%	0	0%	2	67%	3	100%
14	1	100%	0	0%	0	0%	1	100%
15	0	0%	0	0%	0	0%	0	0%
16	0	0%	0	0%	0	0%	0	0%
17	5	16%	7	22%	20	63%	32	100%
18	5	25%	4	20%	11	55%	20	100%
19	2	10%	5	25%	13	65%	20	100%
20	1	33%	1	33%	1	33%	3	100%
21	3	43%	1	14%	3	43%	7	100%
22	0	0%	0	0%	0	0%	0	0%
<b>TOTAL</b>	54	28%	30	16%	107	56%	191	100%

**Key:** *New Felony:* Includes revocations for a new felony offense committed while on probation supervision.  
*New Misdemeanor:* Includes revocations for a new misdemeanor offense committed while on probation supervision.  
*Technical:* Includes revocations for technical probation supervision violations (e.g. drug use, non-compliance).  
*Total Revocations:* Total includes all felony, misdemeanor, and technical violations resulting in a revocation from probation

<sup>1</sup>**Adult Intensive Supervision (AISP/LSIP):** FY 2015 AISP contains both AISP and Limit Setter-Intensive Probation (LSIP) clients. On October 1, 2013, AISP was no longer available as a sentencing option for the courts. LSIP was created as a community based  
Note: Percentages may not total 100 percent because of rounding.



**COLORADO PROBATION:  
SEX OFFENDER INTENSIVE  
SUPERVISION PROBATION  
(SOISP)**

**FY 2016**  
**Colorado State Probation Intensive Programs**  
**Sex Offender Intensive Supervision Probation (SOISP)**  
**New Clients by Order Type**

DISTRICT	Direct Sentence		Courtesy Transfer from other Colorado Probation Districts		Interstate Transfers to Colorado		Total New Clients	
	Number	%	Number	%	Number	%	Number	%
1	48	96%	2	4%	0	0%	50	100%
2	52	95%	3	5%	0	0%	55	100%
3	0	0%	0	0%	0	0%	0	0%
4	47	89%	6	11%	0	0%	53	100%
5	2	100%	0	0%	0	0%	2	100%
6	0	0%	0	0%	0	0%	0	0%
7	0	0%	0	0%	0	0%	0	0%
8	22	85%	3	12%	1	4%	26	100%
9	2	33%	4	67%	0	0%	6	100%
10	2	100%	0	0%	0	0%	2	100%
11	3	100%	0	0%	0	0%	3	100%
12	0	0%	0	0%	1	100%	1	100%
13	10	100%	0	0%	0	0%	10	100%
14	1	100%	0	0%	0	0%	1	100%
15	0	0%	0	0%	0	0%	0	0%
16	0	0%	0	0%	0	0%	0	0%
17	49	92%	4	8%	0	0%	53	100%
18	51	94%	1	2%	2	4%	54	100%
19	22	69%	8	25%	2	6%	32	100%
20	7	78%	2	22%	0	0%	9	100%
21	10	77%	1	8%	2	15%	13	100%
22	1	100%	0	0%	0	0%	1	100%
<b>TOTAL</b>	<b>329</b>	<b>89%</b>	<b>34</b>	<b>9%</b>	<b>8</b>	<b>2%</b>	<b>371</b>	<b>100%</b>

Note: Percentages may not total 100 percent because of rounding.

**FY 2016**  
**Colorado State Probation Intensive Programs**  
**Sex Offender Intensive Supervision Program (SOISP)**  
**Successful/Unsuccessful Terminations**

*Note: Approximately one-half of the SOISP probationers are serving indeterminate sentences (minimum of 10 years). Therefore, it is important to consider terminations within the context of the active SOISP caseload. Many more probationers are being successfully supervised (1,374) on SOISP than are terminating unsuccessfully (111) as reflected below in the 6/30/2016 active caseload and termination table.*

Sex Offender Intensive Supervision Program (SOISP) Active as of 6/30/2016 <sup>1</sup>		SUCCESSFUL TERMINATIONS		UNSUCCESSFUL TERMINATIONS				TOTAL TERMINATIONS	
		TYPE:		Revoked		Absconded			
DISTRICT	Number	Successful		Number	%	Number	%	Number	%
1	148	24	52%	20	43%	2	4%	46	100%
2	141	28	55%	17	33%	6	12%	51	100%
3	0	0	0%	0	0%	0	0%	0	0%
4	248	50	79%	9	14%	4	6%	63	100%
5	14	2	100%	0	0%	0	0%	2	100%
6	25	1	100%	0	0%	0	0%	1	100%
7	1	0	0%	0	0%	0	0%	0	0%
8	131	8	53%	7	47%	0	0%	15	100%
9	16	3	75%	1	25%	0	0%	4	100%
10	40	3	60%	2	40%	0	0%	5	100%
11	32	1	100%	0	0%	0	0%	1	100%
12	6	2	100%	0	0%	0	0%	2	100%
13	29	3	75%	1	25%	0	0%	4	100%
14	5	0	0%	0	0%	0	0%	0	0%
15	1	0	0%	0	0%	0	0%	0	0%
16	8	0	0%	0	0%	0	0%	0	0%
17	118	20	69%	7	24%	2	7%	29	100%
18	228	22	51%	21	49%	0	0%	43	100%
19	77	5	36%	6	43%	3	21%	14	100%
20	46	0	0%	1	100%	0	0%	1	100%
21	52	10	91%	1	9%	0	0%	11	100%
22	8	0	0%	1	100%	0	0%	1	100%
STATE	1,374	182	62%	94	32%	17	6%	293	100%

**Key:**

- Successful Termination:* This column includes those probationers that terminated from probation while on SOISP or transitioned to regular supervision probation.
- Unsuccessful Terminations:* These columns include SOISP probationers who were revoked or absconded. A revocation is defined as a termination from SOISP for a technical violation, new misdemeanor, or new felony offense. A revocation to Community Corrections is NOT included in this section. These probationers are not included on this table as they are still under the supervision and jurisdiction of probation.
- Absconded refers to probationers who become fugitives and are no longer compliant with probation supervision.
- Total Terminations:* In this table only, the total terminations include: revocations, absconders and successful terminations from probation supervision. Additional types of SOISP discharges are included in Table 88.

<sup>1</sup>Sex Offender Intensive Supervision Probation: The Non-SOISP sex offender population is included in Regular Adult Probation Section.

TABLE 88

**FY 2016**  
**Colorado State Probation Intensive Programs**  
**Sex Offender Intensive Supervision Probation (SOISP)**  
**Discharges**

DISTRICT	Successful: Transfer to Regular Probation		Successful: Completed Program no longer on Probation		Absconded		Re-Sentenced to: Community Corrections		Revoked		Deported		Death		Administrative Closure		Transfer to Another Specialized Program		Total Discharges	
	Number	%	Number	%	Number	%	Number	%	Number	%	#	%	#	%	Number	%	Number	%	Number	%
1	6	11%	18	33%	2	4%	6	11%	20	37%	0	0%	0	0%	2	4%	0	0%	54	100%
2	13	23%	15	27%	6	11%	0	0%	17	30%	5	9%	0	0%	0	0%	0	0%	56	100%
3	0	0%	0	0%	0	0%	0	0%	0	0%	0	0%	0	0%	0	0%	0	0%	0	0%
4	36	55%	14	21%	4	6%	1	2%	9	14%	1	2%	1	2%	0	0%	0	0%	66	100%
5	0	0%	2	100%	0	0%	0	0%	0	0%	0	0%	0	0%	0	0%	0	0%	2	100%
6	0	0%	1	100%	0	0%	0	0%	0	0%	0	0%	0	0%	0	0%	0	0%	1	100%
7	0	0%	0	100%	0	0%	0	0%	0	0%	0	0%	0	0%	0	0%	0	0%	0	100%
8	4	24%	4	24%	0	0%	1	6%	7	41%	0	0%	0	0%	1	6%	0	0%	17	100%
9	1	25%	2	50%	0	0%	0	0%	1	25%	0	0%	0	0%	0	0%	0	0%	4	100%
10	0	0%	3	60%	0	0%	0	0%	2	40%	0	0%	0	0%	0	0%	0	0%	5	100%
11	0	0%	1	100%	0	0%	0	0%	0	0%	0	0%	0	0%	0	0%	0	0%	1	100%
12	1	50%	1	50%	0	0%	0	0%	0	0%	0	0%	0	0%	0	0%	0	0%	2	100%
13	2	29%	1	14%	0	0%	1	14%	1	14%	0	0%	1	14%	0	0%	1	14%	7	100%
14	0	0%	0	0%	0	0%	0	0%	0	0%	0	0%	0	0%	0	0%	0	0%	0	0%
15	0	0%	0	0%	0	0%	0	0%	0	0%	0	0%	0	0%	0	0%	0	0%	0	0%
16	0	0%	0	0%	0	0%	0	0%	0	0%	0	0%	0	0%	0	0%	0	0%	0	0%
17	6	19%	14	44%	2	6%	2	6%	7	22%	0	0%	1	3%	0	0%	0	0%	32	100%
18	8	18%	14	31%	0	0%	1	2%	21	47%	0	0%	0	0%	1	2%	0	0%	45	100%
19	3	17%	2	11%	3	17%	4	22%	6	33%	0	0%	0	0%	0	0%	0	0%	18	100%
20	0	0%	0	0%	0	0%	0	0%	1	100%	0	0%	0	0%	0	0%	0	0%	1	100%
21	7	47%	3	20%	0	0%	4	27%	1	7%	0	0%	0	0%	0	0%	0	0%	15	100%
22	0	0%	0	0%	0	0%	0	0%	1	100%	0	0%	0	0%	0	0%	0	0%	1	100%
<b>TOTAL</b>	<b>87</b>	<b>27%</b>	<b>95</b>	<b>29%</b>	<b>17</b>	<b>5%</b>	<b>20</b>	<b>6%</b>	<b>94</b>	<b>29%</b>	<b>6</b>	<b>2%</b>	<b>3</b>	<b>1%</b>	<b>4</b>	<b>1%</b>	<b>1</b>	<b>0%</b>	<b>327</b>	<b>100%</b>

Courtesy Transfers <sup>1</sup>	
Number	DISTRICT
3	1
0	2
0	3
0	4
0	5
0	6
0	7
0	8
0	9
0	10
0	11
0	12
0	13
0	14
0	15
0	16
2	17
1	18
0	19
0	20
0	21
0	22
6	TOTAL

<sup>1</sup>**Courtesy Transfers:** Beginning in FY 2008 courtesy transfers were removed from "Total Discharges" because they are accounted for within the existing discharge categories. These numbers are reported separately to track the cases transferred between districts.

Note: Percentages may not total 100 percent because of rounding.



TABLE 89

**FY 2016**  
**Colorado State Probation Intensive Programs**  
**Sex Offender Intensive Supervision Probation (SOISP)**  
**Type of Revocation**

DISTRICT	Revoked: New Felony		Revoked: New Misdemeanor		Revoked: Technical		Total Revocations	
	Number	%	Number	%	Number	%	Number	%
1	2	10%	1	5%	17	85%	20	100%
2	0	0%	0	0%	17	100%	17	100%
3	0	0%	0	0%	0	0%	0	0%
4	2	22%	0	0%	7	78%	9	100%
5	0	0%	0	0%	0	0%	0	0%
6	0	0%	0	0%	0	0%	0	0%
7	0	0%	0	0%	0	0%	0	0%
8	1	14%	1	14%	5	71%	7	100%
9	0	0%	0	0%	1	100%	1	100%
10	0	0%	0	0%	2	100%	2	100%
11	0	0%	0	0%	0	0%	0	0%
12	0	0%	0	0%	0	0%	0	0%
13	0	0%	1	100%	0	0%	1	100%
14	0	0%	0	0%	0	0%	0	0%
15	0	0%	0	0%	0	0%	0	0%
16	0	0%	0	0%	0	0%	0	0%
17	2	29%	0	0%	5	71%	7	100%
18	2	10%	2	10%	17	81%	21	100%
19	1	17%	0	0%	5	83%	6	100%
20	0	0%	0	0%	1	100%	1	100%
21	0	0%	0	0%	1	100%	1	100%
22	0	0%	0	0%	1	100%	1	100%
<b>TOTAL</b>	10	11%	5	5%	79	84%	94	100%

**Key:** *New Felony*: Includes revocations for a new felony offense committed while on probation supervision.  
*New Misdemeanor*: Includes revocations for a new misdemeanor offense committed while on probation supervision.  
*Technical*: Includes revocations for technical probation supervision violations (e.g. drug use, non-compliance).  
*Total Revocations*: Total includes all felony, misdemeanor, and technical violations resulting in a revocation from □ probation.

Note: Percentages may not total 100 percent because of rounding.



# **COLORADO PROBATION: FEMALE OFFENDER PROGRAM (FOP)**

TABLE 90

**FY 2016**  
**Colorado State Probation Intensive Programs**  
**Female Offender Program (FOP)**  
**New Clients by Order Type**

DISTRICT	Direct Sentence		Transfer from Regular Probation		Courtesy Transfer from other Colorado Probation Districts		Interstate Transfers to Colorado		Total New Clients	
	Number	%	Number	%	Number	%	Number	%	Number	%
1	9	19%	36	77%	2	4%	0	0%	47	100%
2	5	26%	13	68%	1	5%	0	0%	19	100%
3	0	0%	0	0%	0	0%	0	0%	0	0%
4	14	42%	18	55%	1	3%	0	0%	33	100%
5	1	17%	4	67%	1	17%	0	0%	6	100%
6	0	0%	0	0%	0	0%	0	0%	0	0%
7	0	0%	0	0%	0	0%	0	0%	0	0%
8	0	0%	0	0%	0	0%	0	0%	0	0%
9	2	0%	3	100%	0	0%	0	0%	5	100%
10	3	14%	15	71%	3	14%	0	0%	21	100%
11	0	0%	0	0%	0	0%	0	0%	0	0%
12	0	0%	0	0%	0	0%	0	0%	0	0%
13	5	31%	10	63%	1	0%	0	0%	16	100%
14	0	0%	0	0%	0	0%	0	0%	0	0%
15	0	0%	0	0%	0	0%	0	0%	0	0%
16	0	0%	0	0%	0	0%	0	0%	0	0%
17	14	38%	20	54%	3	8%	0	0%	37	100%
18	1	5%	16	84%	2	11%	0	0%	19	100%
19	6	21%	21	75%	1	4%	0	0%	28	100%
20	3	25%	9	75%	0	0%	0	0%	12	100%
21	1	7%	13	87%	1	7%	0	0%	15	100%
22	0	0%	0	0%	0	0%	0	0%	0	0%
<b>TOTAL</b>	64	25%	178	69%	16	6%	0	0%	258	100%

Note: Percentages may not total 100 percent because of rounding.

TABLE 91

**FY 2016**  
**Colorado State Probation Intensive Programs**  
**Female Offender Program (FOP)**  
**Successful/Unsuccessful Terminations**

TYPE:	SUCCESSFUL TERMINATIONS		UNSUCCESSFUL TERMINATIONS				TOTAL TERMINATIONS	
	Successful		Revoked		Absconded			
DISTRICT	Number	%	Number	%	Number	%	Number	%
1	4	29%	10	71%	0	0%	14	100%
2	11	58%	3	16%	5	26%	19	100%
3	0	0%	0	0%	0	0%	0	0%
4	3	20%	9	60%	3	20%	15	100%
5	3	60%	2	40%	0	0%	5	100%
6	0	0%	0	0%	0	0%	0	0%
7	0	0%	0	0%	0	0%	0	0%
8	1	100%	0	0%	0	0%	1	100%
9	0	0%	0	0%	0	0%	0	0%
10	7	54%	5	38%	1	8%	13	100%
11	0	0%	0	0%	0	0%	0	0%
12	0	0%	0	0%	0	0%	0	0%
13	6	67%	3	33%	0	0%	9	100%
14	0	0%	0	0%	0	0%	0	0%
15	0	0%	0	0%	0	0%	0	0%
16	0	0%	0	0%	0	0%	0	0%
17	15	52%	6	21%	8	28%	29	100%
18	11	73%	4	27%	0	0%	15	100%
19	15	58%	11	42%	0	0%	26	100%
20	11	79%	3	21%	0	0%	14	100%
21	6	60%	3	30%	1	10%	10	100%
22	0	0%	0	0%	0	0%	0	0%
STATE	93	55%	59	35%	18	11%	170	100%

**Key:** *Successful Terminations:* This column includes those probationers that have terminated from FOP and probation or transitioned to regular supervision probation.

*Unsuccessful Terminations:* These columns include FOP probationers who were revoked or absconded. A revocation is defined as a termination from FOP for a technical violation, new misdemeanor, or new felony offense. A revocation to Community Corrections is NOT included in this section because these probationers are still under the supervision and jurisdiction of probation. Absconded refers to probationers who become fugitives and are no longer compliant with probation supervision.

*Total Terminations:* This table includes: revocations, absconders and successful terminations from probation supervision. Additional types of FOP discharges are included in Table 92.

Note: Percentages may not total 100 percent because of rounding.

TABLE 92

**FY 2016**  
**Colorado State Probation Intensive Programs**  
**Female Offender Program (FOP)**  
**Discharges**

DISTRICT	Successful: Transfer to Regular Probation		Successful: Completed Program no longer on Probation		Absconded		Re-Sentenced to Community Corrections		Revoked		Deported		Death		Administrative Closure		Transfer to Another Specialized Program		Total Discharges		Courtesy Transfers <sup>1</sup>	
	Number	%	Number	%	Number	%	Number	%	Number	%	#	%	#	%	Number	%	Number	%	Number	%	#	DISTRICT
1	1	5%	3	14%	0	0%	8	36%	10	45%	0	0%	0	0%	0	0%	0	0%	22	100%	6	1
2	7	33%	4	19%	5	24%	1	5%	3	14%	0	0%	1	5%	0	0%	0	0%	21	100%	2	2
3	0	0%	0	0%	0	0%	0	0%	0	0%	0	0%	0	0%	0	0%	0	0%	0	0%	0	3
4	3	12%	0	0%	3	12%	6	23%	9	35%	0	0%	2	8%	0	0%	3	12%	26	100%	2	4
5	3	50%	0	0%	0	0%	1	17%	2	0%	0	0%	0	0%	0	0%	0	0%	6	100%	0	5
6	0	0%	0	0%	0	0%	0	0%	0	0%	0	0%	0	0%	0	0%	0	0%	0	0%	0	6
7	0	0%	0	0%	0	0%	0	0%	0	0%	0	0%	0	0%	0	0%	0	0%	0	0%	0	7
8	1	100%	0	0%	0	0%	0	0%	0	0%	0	0%	0	0%	0	0%	0	0%	1	100%	0	8
9	0	0%	0	0%	0	0%	0	0%	0	0%	0	0%	0	0%	0	0%	0	0%	0	0%	0	9
10	6	40%	1	7%	1	7%	2	13%	5	33%	0	0%	0	0%	0	0%	0	0%	15	100%	1	10
11	0	0%	0	0%	0	0%	0	0%	0	0%	0	0%	0	0%	0	0%	0	0%	0	0%	0	11
12	0	0%	0	0%	0	0%	0	0%	0	0%	0	0%	0	0%	0	0%	0	0%	0	0%	0	12
13	6	55%	0	0%	0	0%	1	9%	3	27%	0	0%	0	0%	0	0%	1	9%	11	100%	0	13
14	0	0%	0	0%	0	0%	0	0%	0	0%	0	0%	0	0%	0	0%	0	0%	0	0%	0	14
15	0	0%	0	0%	0	0%	0	0%	0	0%	0	0%	0	0%	0	0%	0	0%	0	0%	0	15
16	0	0%	0	0%	0	0%	0	0%	0	0%	0	0%	0	0%	0	0%	0	0%	0	0%	0	16
17	13	38%	2	6%	8	24%	4	12%	6	18%	0	0%	1	3%	0	0%	0	0%	34	100%	2	17
18	11	55%	0	0%	0	0%	4	20%	4	20%	0	0%	1	5%	0	0%	0	0%	20	100%	1	18
19	14	50%	1	4%	0	0%	2	7%	11	39%	0	0%	0	0%	0	0%	0	0%	28	100%	1	19
20	11	73%	0	0%	0	0%	0	0%	3	20%	0	0%	0	0%	0	0%	1	7%	15	100%	0	20
21	4	36%	2	18%	1	9%	1	9%	3	27%	0	0%	0	0%	0	0%	0	0%	11	100%	0	21
22	0	0%	0	0%	0	0%	0	0%	0	0%	0	0%	0	0%	0	0%	0	0%	0	0%	0	22
<b>TOTAL</b>	<b>80</b>	<b>38%</b>	<b>13</b>	<b>6%</b>	<b>18</b>	<b>9%</b>	<b>30</b>	<b>14%</b>	<b>59</b>	<b>28%</b>	<b>0</b>	<b>0%</b>	<b>5</b>	<b>2%</b>	<b>0</b>	<b>0%</b>	<b>5</b>	<b>2%</b>	<b>210</b>	<b>100%</b>	<b>15</b>	<b>TOTAL</b>

<sup>1</sup>**Courtesy Transfers:** Beginning in FY 2008 courtesy transfers were removed from "Total Discharges" because they are accounted for within the existing discharge categories. They are reported separately to track the cases transferred between districts.

Note: Percentages may not total 100 percent because of rounding.

TABLE 93

**FY 2016**  
**Colorado State Probation Intensive Programs**  
**Female Offender Program (FOP)**  
**Type of Revocation**

DISTRICT	Revoked: New Felony		Revoked: New Misdemeanor		Revoked: Technical		Total Revocations	
	Number	%	Number	%	Number	%	Number	%
1	1	10%	1	10%	8	80%	10	100%
2	0	0%	0	0%	3	100%	3	100%
3	0	0%	0	0%	0	0%	0	0%
4	0	0%	0	0%	9	100%	9	100%
5	0	0%	0	0%	2	100%	2	100%
6	0	0%	0	0%	0	0%	0	0%
7	0	0%	0	0%	0	0%	0	0%
8	0	0%	0	0%	0	0%	0	0%
9	0	0%	0	0%	0	0%	0	0%
10	0	0%	1	20%	4	80%	5	100%
11	0	0%	0	0%	0	0%	0	0%
12	0	0%	0	0%	0	0%	0	0%
13	0	0%	1	33%	2	67%	3	100%
14	0	0%	0	0%	0	0%	0	0%
15	0	0%	0	0%	0	0%	0	0%
16	0	0%	0	0%	0	0%	0	0%
17	0	0%	1	17%	5	83%	6	100%
18	0	0%	1	25%	3	75%	4	100%
19	0	0%	1	9%	10	91%	11	100%
20	0	0%	1	33%	2	67%	3	100%
21	1	33%	1	33%	1	33%	3	100%
22	0	0%	0	0%	0	0%	0	0%
<b>TOTAL</b>	<b>2</b>	<b>3%</b>	<b>8</b>	<b>14%</b>	<b>49</b>	<b>83%</b>	<b>59</b>	<b>100%</b>

**Key:** *New Felony:* Includes revocations for a new felony offense committed while on probation supervision.  
*New Misdemeanor:* Includes revocations for a new misdemeanor offense committed while on probation supervision.  
*Technical:* Includes revocations for technical probation supervision violations (e.g. drug use, non-compliance).  
*Total Revocations:* Total includes all felony, misdemeanor, and technical violations resulting in a revocation from probation.

Note: Percentages may not total 100 percent because of rounding.



**COLORADO PROBATION:  
JUVENILE INTENSIVE  
SUPERVISION PROBATION  
(JISP)**

Table 94

**FY 2016**  
**Colorado State Probation Intensive Programs**  
**Juvenile Intensive Supervision Probation (JISP)**  
**New Clients by Order Type**

DISTRICT	Direct Sentence		Transfer from Regular Probation		Change of Venue		Interstate Transfer to Colorado		Total New Clients	
	Number	%	Number	%	Number	%	Number	%	Number	%
1	6	35%	11	65%	0	0%	0	0%	17	100%
2J	26	67%	13	33%	0	0%	0	0%	39	100%
3	2	50%	2	50%	0	0%	0	0%	4	100%
4	11	38%	18	62%	0	0%	0	0%	29	100%
5	0	0%	0	0%	0	0%	0	0%	0	0%
6	0	0%	0	0%	0	0%	0	0%	0	0%
7	0	0%	0	0%	0	0%	0	0%	0	0%
8	5	50%	5	50%	0	0%	0	0%	10	100%
9	0	0%	1	100%	0	0%	0	0%	1	100%
10	0	0%	2	100%	0	0%	0	0%	2	100%
11	0	0%	0	0%	0	0%	0	0%	0	0%
12	0	0%	0	0%	0	0%	0	0%	0	0%
13	0	0%	4	100%	0	0%	0	0%	4	100%
14	0	0%	0	0%	0	0%	0	0%	0	0%
15	0	0%	0	0%	0	0%	0	0%	0	0%
16	0	0%	0	0%	0	0%	0	0%	0	0%
17	16	44%	20	56%	0	0%	0	0%	36	100%
18	5	31%	11	69%	0	0%	0	0%	16	100%
19	0	0%	5	100%	0	0%	0	0%	5	100%
20	0	0%	2	100%	0	0%	0	0%	2	100%
21	1	100%	0	0%	0	0%	0	0%	1	100%
22	1	100%	0	0%	0	0%	0	0%	1	100%
<b>TOTAL</b>	<b>73</b>	<b>44%</b>	<b>94</b>	<b>56%</b>	<b>0</b>	<b>0%</b>	<b>0</b>	<b>0%</b>	<b>167</b>	<b>100%</b>

Note: Percentages may not total 100 percent because of rounding.



TABLE 95

**FY 2016**  
**Colorado State Probation Intensive Programs**  
**Juvenile Intensive Supervision Probation (JISP)**  
**Successful/Unsuccessful Terminations**

TYPE:	SUCCESSFUL TERMINATIONS		UNSUCCESSFUL TERMINATIONS				TOTAL TERMINATIONS	
	Successful		Revoked		Absconded			
DISTRICT	Number	%	Number	%	Number	%	Number	%
1	10	48%	11	52%	0	0%	21	100%
2J	4	18%	17	77%	1	5%	22	100%
3	0	0%	0	0%	0	0%	0	0%
4	11	41%	16	59%	0	0%	27	100%
5	0	0%	0	0%	0	0%	0	0%
6	0	0%	0	0%	0	0%	0	0%
7	0	0%	0	0%	0	0%	0	0%
8	7	41%	10	59%	0	0%	17	100%
9	1	100%	0	0%	0	0%	1	100%
10	4	80%	1	20%	0	0%	5	100%
11	0	0%	0	0%	0	0%	0	0%
12	0	0%	0	0%	0	0%	0	0%
13	4	100%	0	0%	0	0%	4	100%
14	0	0%	0	0%	0	0%	0	0%
15	0	0%	0	0%	0	0%	0	0%
16	1	100%	0	0%	0	0%	1	100%
17	16	36%	22	50%	6	14%	44	100%
18	13	37%	19	54%	3	9%	35	100%
19	2	50%	2	50%	0	0%	4	100%
20	4	67%	2	33%	0	0%	6	100%
21	0	0%	2	100%	0	0%	2	100%
22	0	0%	0	0%	0	0%	0	0%
STATE	77	41%	102	54%	10	5%	189	100%

**Key:** *Successful Terminations:* This column includes those probationers that have terminated from JISP and probation or transitioned to regular supervision probation.

*Unsuccessful Terminations:* This column includes JISP probationers who were revoked or absconded. A revocation is defined as a termination from JISP for a technical violation, new misdemeanor, or new felony offense. Absconded refers to probationers who become fugitives and are no longer compliant with probation supervision.

*Total Terminations:* This table includes: successful, revocations and absconders from probation supervision. Additional types of JISP discharges are included in Table 96.

Note: Percentages may not total 100 percent because of rounding.

TABLE 96

**FY 2016**  
**Colorado State Probation Intensive Programs**  
**Juvenile Intensive Supervision Probation (JISP)**  
**Discharges**

DISTRICT	Successful: Transfer to Regular Probation		Successful: Completed Program no longer on Probation		Absconded		Re-Sentenced to Community Corrections		Revoked		Deported		Death		Administrative Closure		Transfer to Another Specialized Program		Total Discharges		Change of Venue <sup>1</sup>	DISTRICT
	#	%	#	%	#	%	#	%	#	%	#	%	#	%	#	%	#	%	#	%		
1	10	48%	0	0%	0	0%	0	0%	11	52%	0	0%	0	0%	0	0%	0	0%	21	100%	8	1
2J	3	13%	1	4%	1	4%	0	0%	17	74%	0	0%	0	0%	1	4%	0	0%	23	100%	5	2J
3	0	0%	0	0%	0	0%	0	0%	0	0%	0	0%	0	0%	0	0%	0	0%	0	0%	0	3
4	9	32%	2	7%	0	0%	0	0%	16	57%	0	0%	1	4%	0	0%	0	0%	28	100%	0	4
5	0	0%	0	0%	0	0%	0	0%	0	0%	0	0%	0	0%	0	0%	0	0%	0	0%	0	5
6	0	0%	0	0%	0	0%	0	0%	0	0%	0	0%	0	0%	0	0%	0	0%	0	0%	0	6
7	0	0%	0	0%	0	0%	0	0%	0	0%	0	0%	0	0%	0	0%	0	0%	0	0%	0	7
8	4	24%	3	18%	0	0%	0	0%	10	59%	0	0%	0	0%	0	0%	0	0%	17	100%	0	8
9	0	0%	1	100%	0	0%	0	0%	0	0%	0	0%	0	0%	0	0%	0	0%	1	100%	0	9
10	1	20%	3	60%	0	0%	0	0%	1	20%	0	0%	0	0%	0	0%	0	0%	5	100%	0	10
11	0	0%	0	0%	0	0%	0	0%	0	0%	0	0%	0	0%	0	0%	0	0%	0	0%	0	11
12	0	0%	0	0%	0	0%	0	0%	0	0%	0	0%	0	0%	0	0%	0	0%	0	0%	0	12
13	3	75%	1	25%	0	0%	0	0%	0	0%	0	0%	0	0%	0	0%	0	0%	4	100%	1	13
14	0	0%	0	0%	0	0%	0	0%	0	0%	0	0%	0	0%	0	0%	0	0%	0	0%	0	14
15	0	0%	0	0%	0	0%	0	0%	0	0%	0	0%	0	0%	0	0%	0	0%	0	0%	0	15
16	0	0%	1	100%	0	0%	0	0%	0	0%	0	0%	0	0%	0	0%	0	0%	1	100%	0	16
17	13	29%	3	7%	6	13%	0	0%	22	49%	0	0%	0	0%	1	2%	0	0%	45	100%	13	17
18	6	17%	7	20%	3	9%	0	0%	19	54%	0	0%	0	0%	0	0%	0	0%	35	100%	4	18
19	2	0%	0	0%	0	0%	0	0%	2	100%	0	0%	1	0%	0	0%	0	0%	5	100%	1	19
20	0	0%	4	67%	0	0%	0	0%	2	33%	0	0%	0	0%	0	0%	0	0%	6	100%	0	20
21	0	0%	0	0%	0	0%	0	0%	2	100%	0	0%	0	0%	0	0%	0	0%	2	100%	0	21
22	0	0%	0	0%	0	0%	0	0%	0	0%	0	0%	0	0%	0	0%	0	0%	0	0%	0	22
<b>TOTAL</b>	<b>51</b>	<b>26%</b>	<b>26</b>	<b>13%</b>	<b>10</b>	<b>5%</b>	<b>0</b>	<b>0%</b>	<b>102</b>	<b>53%</b>	<b>0</b>	<b>0%</b>	<b>2</b>	<b>1%</b>	<b>2</b>	<b>1%</b>	<b>0</b>	<b>0%</b>	<b>193</b>	<b>100%</b>	<b>32</b>	<b>TOTAL</b>

<sup>1</sup>**Change of Venue:** Beginning in FY 2008 change of venue cases were removed from "Total Discharges" as they are accounted for within the existing closure categories. These numbers are reported separately to track the number of change of venue cases between courts and probation.

Note: Percentages may not total 100 percent because of rounding.

TABLE 97

**FY 2016**  
**Colorado State Probation Intensive Programs**  
**Juvenile Intensive Supervision Probation (JISP)**  
**Type of Revocation**

DISTRICT	Revoked: New Felony		Revoked: New Misdemeanor		Revoked: Technical		Total Revocations	
	Number	%	Number	%	Number	%	Number	%
1	2	18%	1	9%	8	73%	11	100%
2J	4	24%	1	6%	12	71%	17	100%
3	0	0%	0	0%	0	0%	0	0%
4	5	31%	1	6%	10	63%	16	100%
5	0	0%	0	0%	0	0%	0	0%
6	0	0%	0	0%	0	0%	0	0%
7	0	0%	0	0%	0	0%	0	0%
8	1	10%	1	10%	8	80%	10	100%
9	0	0%	0	0%	0	0%	0	0%
10	0	0%	0	0%	1	100%	1	100%
11	0	0%	0	0%	0	0%	0	0%
12	0	0%	0	0%	0	0%	0	0%
13	0	0%	0	0%	0	0%	0	0%
14	0	0%	0	0%	0	0%	0	0%
15	0	0%	0	0%	0	0%	0	0%
16	0	0%	0	0%	0	0%	0	0%
17	4	18%	2	9%	16	73%	22	100%
18	4	21%	5	26%	10	53%	19	100%
19	0	0%	0	0%	2	100%	2	100%
20	1	50%	0	0%	1	50%	2	100%
21	0	0%	0	0%	2	100%	2	100%
22	0	0%	0	0%	0	0%	0	0%
<b>TOTAL</b>	<b>21</b>	<b>21%</b>	<b>11</b>	<b>11%</b>	<b>70</b>	<b>69%</b>	<b>102</b>	<b>100%</b>

**Key:**

*New Felony:* Includes revocations for a new felony offense committed while on probation supervision.

*New Misdemeanor:* Includes revocations for a new misdemeanor offense committed while on probation supervision.

*Technical:* Includes revocations for technical probation supervision violations (e.g. drug use, non-compliance).

*Total Revocations:* Total includes all felony, misdemeanor, and technical violations resulting in a revocation from probation.

Note: Percentages may not total 100 percent because of rounding.



# **COLORADO PROBATION: INTENSIVE PROGRAMS SUMMARY**

TABLE 98

**FY 2016**  
**Colorado State Probation Intensive Programs**  
**Active Clients Summary on June 30, 2016**

DISTRICT	Adult Intensive Supervision Probation (AISP)/Limit Setter Intensive Probation (LSIP) <sup>1</sup>		Sex Offender Intensive Supervision Probation (SOISP) <sup>2</sup>		Female Offender Program (FOP)		Juvenile Intensive Supervision Probation (JISP) <sup>3</sup>		TOTAL ACTIVE CLIENTS	
	Number	%	Number	%	Number	%	Number	%	Number	%
1	69	22%	148	47%	80	26%	15	5%	312	100%
2A <sup>4</sup>	110	39%	141	50%	30	11%	0	0%	281	100%
2J <sup>5</sup>	0	0%	0	0%	0	0%	32	100%	32	100%
3	1	50%	0	0%	0	0%	1	50%	2	100%
4	42	12%	248	71%	34	10%	24	7%	348	100%
5	2	8%	14	58%	8	33%	0	0%	24	100%
6	1	4%	25	96%	0	0%	0	0%	26	100%
7	0	0%	1	100%	0	0%	0	0%	1	100%
8	84	37%	131	57%	0	0%	14	6%	229	100%
9	3	11%	16	57%	8	29%	1	4%	28	100%
10	35	33%	40	37%	30	28%	2	2%	107	100%
11	2	6%	32	94%	0	0%	0	0%	34	100%
12	0	0%	6	86%	0	0%	1	14%	7	100%
13	8	14%	29	52%	14	25%	5	9%	56	100%
14	7	58%	5	42%	0	0%	0	0%	12	100%
15	0	0%	1	100%	0	0%	0	0%	1	100%
16	7	47%	8	53%	0	0%	0	0%	15	100%
17	114	34%	118	35%	68	20%	36	11%	336	100%
18	86	24%	228	63%	23	6%	24	7%	361	100%
19	71	40%	77	43%	23	13%	7	4%	178	100%
20	26	28%	46	49%	21	22%	1	1%	94	100%
21	27	27%	52	51%	21	21%	1	1%	101	100%
22	4	29%	8	57%	0	0%	2	14%	14	100%
<b>TOTAL</b>	<b>699</b>	<b>27%</b>	<b>1,374</b>	<b>53%</b>	<b>360</b>	<b>14%</b>	<b>166</b>	<b>6%</b>	<b>2,599</b>	<b>100%</b>

<sup>1</sup>Adult Intensive Supervision (AISP/LSIP): FY 2015/2016 AISP contains both AISP and Limit Setter-Intensive Probation (LSIP) clients. On October 1, 2013, LSIP replaced AISP as a sentencing option. LSIP was created as a community based supervision program designed for higher risk adult probationers.

<sup>2</sup>Sex Offender Intensive Supervision Probation: The Non-SOISP sex offender population is included in the Regular Adult Probation Tables.

<sup>3</sup>Juvenile Intensive Supervision Probation: This number may include sex offenders that have been sentenced to JISP.

<sup>4</sup>2A: Denver Adult Probation. This is the only district with just adult probationers.

<sup>5</sup>2J: Denver Juvenile Probation. This is the only district with just juvenile probationers.

The background of the page is a faded, light-colored photograph of an outdoor park setting. In the foreground, a woman with blonde hair is sitting on a white park bench, looking towards the right. To her right, a young child is standing, also looking in the same direction. The park has paved walkways, other benches, and trees in the background under a bright sky. The overall tone is soft and serene.

# **COLORADO PROBATION: VICTIM SERVICES**

**Colorado Probation  
Summary of Victim Services<sup>1</sup>  
FY 2012 to FY 2016**

	FY 2012	FY 2013	FY 2014	FY 2015	FY 2016
<b>VICTIM SERVICES<sup>2</sup></b>					
Initial Notifications Sent	17,533	17,464	15,735	15,757	16,920
Notification Requests Returned	2,751	2,806	2,846	2,989	2,992
Percent of Victims Requesting Notification	16%	16%	18%	19%	18%
<b>VICTIM NOTIFICATION OF CRITICAL PROBATION EVENTS<sup>3</sup></b>					
Date of Probation Termination	2,341	2,183	2,565	2,685	2,351
Early Termination Requests	426	370	388	413	470
Probation Revocation Hearing/Disposition	6,073	6,325	6,668	6,475	5,997
Probation Violation Increase in Supervision (DV only)					903
Modification of Probation Sentence/Supervision	1,171	942	691	879	723
Change of Venue/Transfer of Jurisdiction	671	618	636	544	542
Abscond/Warrant	2,925	2,831	2,191	1,757	2,029
Death of a Probationer	37	50	41	48	59
<b>TOTAL NOTIFICATIONS</b>	<b>13,644</b>	<b>13,319</b>	<b>13,180</b>	<b>12,801</b>	<b>13,074</b>

<sup>1</sup>**Summary of Colorado Probation Victim Services:** Beginning in FY 2008 the information included in this chart reflects only activities that are statutorily required. In previous years additional courtesy notification events were reported; these were "Change of Probation Officer and Supervision Location" and "Hearing Other than Revocation". Prior to FY 2007 the VRA stated that probation had to notify victims of domestic violence of "any violation of probation". In the 2006 legislative session, this requirement was repealed and the following provision for notification was enacted: "concerning domestic violence cases, any conduct by the defendant that results in an increase in supervision level by the probation department". In FY 2016 the probation departments began coding this critical stage in "Probation Violation Increase in Supervision (DV only)".

<sup>2</sup>**VICTIM SERVICES:** These notifications are done by state probation and private probation providers.

<sup>3</sup>**VICTIM NOTIFICATION OF CRITICAL PROBATION EVENTS:** These numbers include all of the statutorily (§24-4.1-303 (13.5) (a) C.R.S) required notifications of the critical stages of probation supervision. These notifications are done by state probation and private probation providers.

TABLE 100

**Colorado Probation  
Victims Services<sup>1</sup>  
Notifications for FY2016**

District	Initial Notification Sent	Notification Requests Returned	Percent of Victims Requesting Notification
1	1,989	476	24%
2A	948	98	10%
2J	177	13	7%
3	73	36	49%
4	1,301	177	14%
5	584	21	4%
6	212	22	10%
7	463	38	8%
8	1,142	339	30%
9	308	21	7%
10	990	122	12%
11	414	34	8%
12	256	7	3%
13	588	110	19%
14	188	22	12%
15	111	4	4%
16	133	2	2%
17	2,173	647	30%
18	519	284	55%
19	1,986	244	12%
20	1,707	188	11%
21	465	59	13%
22	193	28	15%
<b>STATE</b>	<b>16,920</b>	<b>2,992</b>	<b>18%</b>

<sup>1</sup> **VICTIM SERVICES:** These notifications are done by state probation and private probation providers.



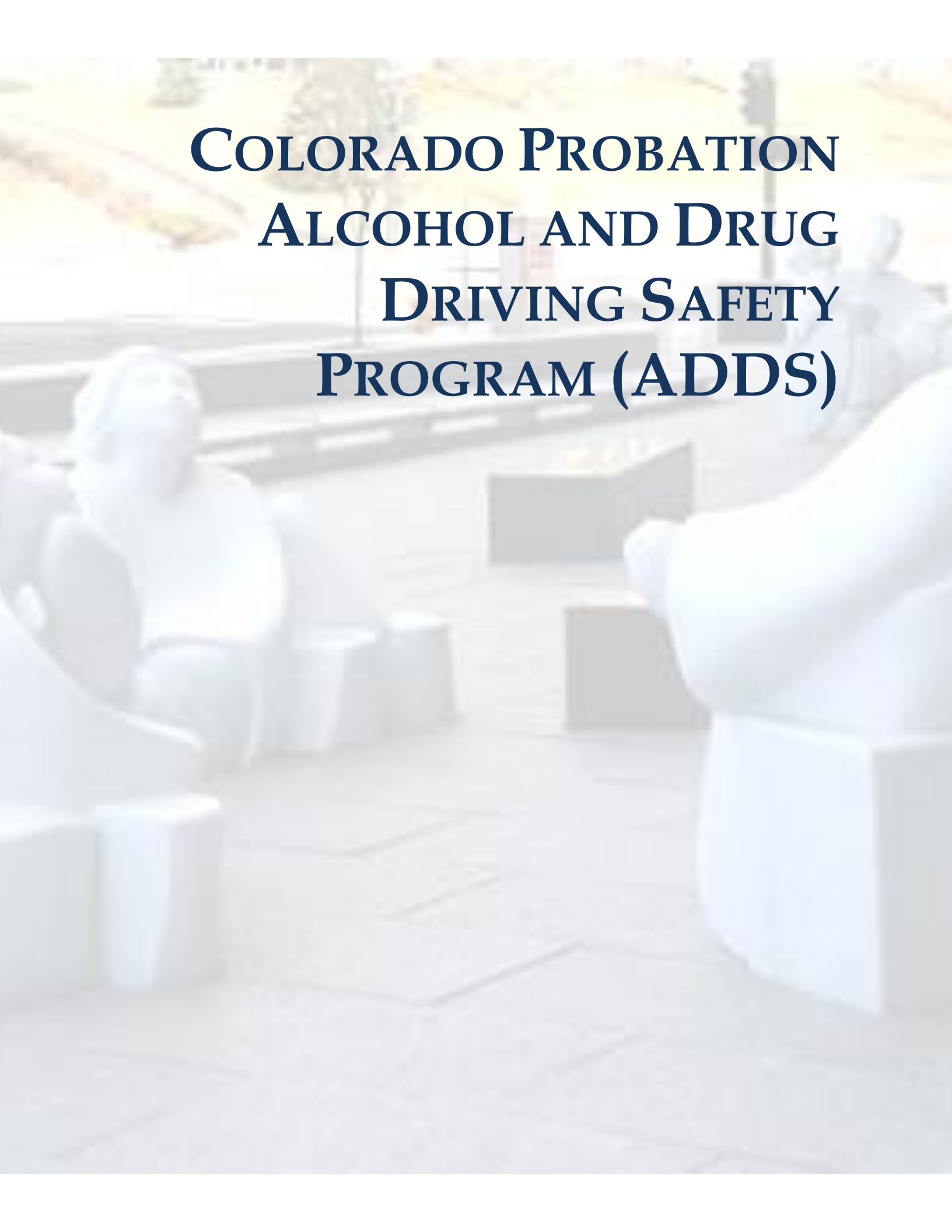
TABLE 101

**Colorado Probation  
Victim Services<sup>1</sup>  
Notification of Critical Probation Event<sup>2</sup> FY 2016**

District	Date of Probation Termination	Early Termination Requests	Probation Revocation Hearing/Disposition	Probation Violation Increase in Supervision (DV only)	Modification of Probation Sentence/Supervision	Change of Venue/Transfer of Jurisdiction	Abscond/Warrant	Death of a Probationer	TOTAL NOTIFICATIONS
1	364	44	846	200	58	51	257	11	1,831
2A	86	9	300	83	37	18	132	0	665
2J	1	0	0	0	0	0	2	0	3
3	31	0	67	61	11	15	26	0	211
4	176	28	227	13	33	21	120	2	620
5	32	18	59	23	14	11	33	0	190
6	33	12	30	1	3	8	7	0	94
7	28	10	25	15	7	3	7	2	97
8	174	23	841	103	138	70	529	21	1,899
9	22	2	8	11	2	1	12	0	58
10	70	22	143	0	53	15	60	7	370
11	67	11	201	25	1	9	27	1	342
12	7	0	17	4	0	0	6	0	34
13	93	24	198	106	13	41	62	1	538
14	20	3	26	1	0	3	6	0	59
15	3	1	8	2	7	0	0	0	21
16	14	0	22	2	0	0	2	1	41
17	462	17	831	27	191	64	341	3	1,936
18	238	67	927	12	57	59	134	6	1,500
19	216	6	783	160	26	75	179	2	1,447
20	136	146	207	41	40	54	46	1	671
21	51	22	148	2	26	13	19	0	281
22	27	5	83	11	6	11	22	1	166
<b>STATE</b>	<b>2,351</b>	<b>470</b>	<b>5,997</b>	<b>903</b>	<b>723</b>	<b>542</b>	<b>2,029</b>	<b>59</b>	<b>13,074</b>

<sup>1</sup>**Summary of Colorado Probation Victim Services:** Beginning in FY 2008 the information included in this chart reflects only activities that are statutorily required. In previous years additional courtesy notification events were reported; these were "Change of Probation Officer and Supervision Location" and "Hearing Other than Revocation". Prior to FY 2007 the VRA stated that probation had to notify victims of domestic violence of "any violation of probation". In the 2006 legislative session, this requirement was repealed and the following provision for notification was enacted: "concerning domestic violence cases, any conduct by the defendant that results in an increase in supervision level by the probation department". In FY 2016 the probation departments began coding this critical stage in "Probation Violation Increase in Supervision (DV only)".

<sup>2</sup>**VICTIM NOTIFICATION OF CRITICAL PROBATION EVENTS:** These numbers include all of the statutorily (§24-4.1-303 (13.5) (a) C.R.S) required notifications of the critical stages of probation supervision. These notifications are done by state probation and private probation providers.



**COLORADO PROBATION  
ALCOHOL AND DRUG  
DRIVING SAFETY  
PROGRAM (ADDS)**

TABLE 102

**FY 2016**  
**Colorado State Probation**  
**Alcohol and Drug Driving Safety Program (ADDS)**  
**New State DUI/DWAI Monitored Clients**

DISTRICT	Monitoring Sentence (Alcohol Evaluation completed pre- sentence)		Monitoring Sentence (Alcohol Evaluation completed post- sentence)		Monitoring Sentence Revoked and Reinstated		Monitoring Deferred Sentence		TOTAL Monitoring	
	Number	%	Number	%	Number	%	Number	%	Number	%
1	0	0%	0	0%	1	100%	0	0%	1	100%
2 <sup>1</sup>	0	0%	0	0%	0	0%	0	0%	0	0%
3	8	89%	0	0%	0	0%	1	11%	9	100%
4	135	68%	3	2%	3	2%	57	29%	198	100%
5	18	5%	326	93%	4	1%	1	0%	349	100%
6	3	1%	133	59%	0	0%	91	40%	227	100%
7	71	19%	289	77%	14	4%	3	1%	377	100%
8	0	0%	0	0%	0	0%	0	0%	0	0%
9	26	7%	368	92%	3	1%	1	0%	398	100%
10	0	0%	0	0%	0	0%	0	0%	0	0%
11	0	0%	1	50%	1	50%	0	0%	2	100%
12	0	0%	0	0%	0	0%	0	0%	0	0%
13	1	13%	0	0%	4	50%	3	38%	8	100%
14	137	56%	88	36%	5	2%	15	6%	245	100%
15	2	2%	96	96%	0	0%	2	2%	100	100%
16	29	83%	0	0%	0	0%	6	17%	35	100%
17	0	0%	0	0%	1	50%	1	50%	2	100%
18	0	0%	0	0%	1	100%	0	0%	1	100%
19	0	0%	0	0%	5	100%	0	0%	5	100%
20	0	0%	0	0%	0	0%	0	0%	0	0%
21	21	7%	265	93%	0	0%	0	0%	286	100%
22	0	0%	0	0%	0	0%	34	100%	34	100%
STATE	451	20%	1,569	69%	42	2%	215	9%	2,277	100%

Note: Percentages may not total 100 percent because of rounding.

<sup>1</sup>In the 2nd Judicial District, DUI/DWAI cases are filed in Denver County Court rather than District Court, which is not part of the State Court data system.

TABLE 103

**FY 2016**  
**Colorado State Probation**  
**Alcohol and Drug Driving Safety Program (ADDS)**  
**New State DUI/DWAI Monitored Clients by Gender**

TYPE: DISTRICT	Female		Male		Unknown		TOTAL NEW CLIENTS	
	Number	%	Number	%	Number	%	Number	%
1	0	0%	1	100%	0	0%	1	100%
2 <sup>1</sup>	0	0%	0	0%	0	0%	0	0%
3	1	11%	8	89%	0	0%	9	100%
4	59	30%	139	70%	0	0%	198	100%
5	87	25%	262	75%	0	0%	349	100%
6	68	30%	159	70%	0	0%	227	100%
7	95	25%	282	75%	0	0%	377	100%
8	0	0%	0	0%	0	0%	0	0%
9	114	29%	284	71%	0	0%	398	100%
10	0	0%	0	0%	0	0%	0	0%
11	1	50%	1	50%	0	0%	2	100%
12	0	0%	0	0%	0	0%	0	0%
13	1	13%	7	88%	0	0%	8	100%
14	73	30%	172	70%	0	0%	245	100%
15	20	20%	80	80%	0	0%	100	100%
16	6	17%	29	83%	0	0%	35	100%
17	0	0%	2	100%	0	0%	2	100%
18	1	100%	0	0%	0	0%	1	100%
19	3	60%	2	40%	0	0%	5	100%
20	0	0%	0	0%	0	0%	0	0%
21	86	30%	199	70%	1	0%	286	100%
22	12	35%	22	65%	0	0%	34	100%
STATE	627	28%	1,649	72%	1	0%	2,277	100%

Note: Percentages may not total 100 percent because of rounding.

<sup>1</sup>In the 2nd Judicial District, DUI/DWAI cases are filed in Denver County Court rather than District Court, which is not part of the State Court data system.

TABLE 104

**FY 2016**  
**Colorado State Probation**  
**Alcohol and Drug Driving Safety Program (ADDS)**  
**New State DUI/DWAI Monitored Clients by Ethnic Group<sup>1</sup>**

TYPE: DISTRICT	Caucasian		African American		Asian		Hispanic		Native American		Other		TOTAL NEW CLIENTS	
	Number	%	Number	%	Number	%	Number	%	Number	%	Number	%	Number	%
1	1	100%	0	0%	0	0%	0	0%	0	0%	0	0%	1	100%
2 <sup>2</sup>	0	0%	0	0%	0	0%	0	0%	0	0%	0	0%	0	0%
3	8	89%	0	0%	0	0%	1	11%	0	0%	0	0%	9	100%
4	138	70%	23	12%	3	2%	30	15%	2	1%	2	1%	198	100%
5	323	93%	3	1%	1	0%	17	5%	0	0%	5	1%	349	100%
6	180	79%	2	1%	1	0%	18	8%	25	11%	1	0%	227	100%
7	335	89%	3	1%	1	0%	33	9%	1	0%	4	1%	377	100%
8	0	0%	0	0%	0	0%	0	0%	0	0%	0	0%	0	0%
9	364	91%	6	2%	0	0%	24	6%	2	1%	2	1%	398	100%
10	0	0%	0	0%	0	0%	0	0%	0	0%	0	0%	0	0%
11	2	100%	0	0%	0	0%	0	0%	0	0%	0	0%	2	100%
12	0	0%	0	0%	0	0%	0	0%	0	0%	0	0%	0	0%
13	6	75%	0	0%	0	0%	2	25%	0	0%	0	0%	8	100%
14	220	90%	2	1%	1	0%	22	9%	0	0%	0	0%	245	100%
15	80	80%	1	1%	0	0%	19	19%	0	0%	0	0%	100	100%
16	32	91%	0	0%	0	0%	2	6%	0	0%	1	3%	35	100%
17	0	0%	0	0%	1	50%	1	50%	0	0%	0	0%	2	100%
18	1	100%	0	0%	0	0%	0	0%	0	0%	0	0%	1	100%
19	4	80%	0	0%	0	0%	1	20%	0	0%	0	0%	5	100%
20	0	0%	0	0%	0	0%	0	0%	0	0%	0	0%	0	0%
21	247	86%	10	3%	1	0%	23	8%	1	0%	4	1%	286	100%
22	17	50%	0	0%	0	0%	2	6%	15	44%	0	0%	34	100%
STATE	1,958	86%	50	2%	9	0%	195	9%	46	2%	19	1%	2,277	100%

<sup>1</sup> Ethnic Group: This information is entered by court staff from information provided in the summons, affidavit, arrest report or complaint filed with the court.

Note: Percentages may not total 100 percent because of rounding.

<sup>2</sup>In the 2nd Judicial District, DUI/DWAI cases are filed in Denver County Court rather than District Court, which is not part of the State Court data system.

TABLE 105

**FY 2016**  
**Colorado State Probation**  
**Alcohol and Drug Driving Safety Program (ADDs)**  
**New State DUI/DWAI Monitored Clients by Age**

TYPE: DISTRICT	0-17 Years		18-20 Years		21-24 Years		25-32 Years		33-39 Years		40 and above		Unknown		TOTAL NEW CLIENTS	
	Number	%	Number	%	Number	%	Number	%	Number	%	Number	%	Number	%	Number	%
1	0	0%	0	0%	0	0%	0	0%	1	100%	0	0%	0	0%	1	100%
2 <sup>1</sup>	0	0%	0	0%	0	0%	0	0%	0	0%	0	0%	0	0%	0	0%
3	0	0%	0	0%	3	33%	2	22%	0	0%	4	44%	0	0%	9	100%
4	3	2%	14	7%	51	26%	76	38%	15	8%	39	20%	0	0%	198	100%
5	0	0%	13	4%	83	24%	133	38%	49	14%	71	20%	0	0%	349	100%
6	1	0%	14	6%	51	22%	77	34%	29	13%	55	24%	0	0%	227	100%
7	2	1%	31	8%	77	20%	104	28%	43	11%	120	32%	0	0%	377	100%
8	0	0%	0	0%	0	0%	0	0%	0	0%	0	0%	0	0%	0	0%
9	3	1%	23	6%	91	23%	112	28%	57	14%	112	28%	0	0%	398	100%
10	0	0%	0	0%	0	0%	0	0%	0	0%	0	0%	0	0%	0	0%
11	0	0%	0	0%	1	50%	0	0%	0	0%	1	50%	0	0%	2	100%
12	0	0%	0	0%	0	0%	0	0%	0	0%	0	0%	0	0%	0	0%
13	0	0%	0	0%	1	13%	1	13%	4	50%	2	25%	0	0%	8	100%
14	1	0%	11	4%	47	19%	85	35%	31	13%	70	29%	0	0%	245	100%
15	2	2%	13	13%	28	28%	27	27%	11	11%	19	19%	0	0%	100	100%
16	0	0%	7	20%	7	20%	7	20%	3	9%	11	31%	0	0%	35	100%
17	0	0%	0	0%	0	0%	1	50%	1	50%	0	0%	0	0%	2	100%
18	0	0%	0	0%	0	0%	0	0%	0	0%	1	100%	0	0%	1	100%
19	0	0%	0	0%	2	40%	0	0%	3	60%	0	0%	0	0%	5	100%
20	0	0%	0	0%	0	0%	0	0%	0	0%	0	0%	0	0%	0	0%
21	3	1%	26	9%	63	22%	83	29%	42	15%	69	24%	0	0%	286	100%
22	0	0%	0	0%	17	50%	5	0%	2	6%	10	29%	0	0%	34	100%
STATE	15	1%	152	7%	522	23%	713	31%	291	13%	584	26%	0	0%	2,277	100%

Note: Percentages may not total 100 percent because of rounding.

<sup>1</sup>In the 2nd Judicial District, DUI/DWAI cases are filed in Denver County Court rather than District Court, which is not part of the State Court data system.

TABLE 106

**FY 2016**  
**Colorado State Probation**  
**Alcohol and Drug Driving Safety Program (ADDs)**  
**State DUI/DWAI Monitored Clients**  
**Successful/Unsuccessful Terminations**

TYPE:	SUCCESSFUL TERMINATIONS		UNSUCCESSFUL TERMINATIONS				TOTAL TERMINATIONS	
	Successful		Revocation		Absconded			
DISTRICT	Number	%	Number	%	Number	%	Number	%
1	0	0%	0	0%	0	0%	0	0%
2 <sup>1</sup>	0	0%	0	0%	0	0%	0	0%
3	12	92%	0	0%	1	8%	13	100%
4	197	83%	39	16%	2	1%	238	100%
5	345	92%	4	1%	26	7%	375	100%
6	97	84%	2	2%	16	14%	115	100%
7	255	82%	19	6%	37	12%	311	100%
8	2	100%	0	0%	0	0%	2	100%
9	306	89%	17	5%	19	6%	342	100%
10	0	0%	0	0%	0	0%	0	0%
11	1	100%	0	0%	0	0%	1	100%
12	0	0%	0	0%	0	0%	0	0%
13	6	86%	0	0%	1	14%	7	100%
14	179	90%	3	2%	18	9%	200	100%
15	38	86%	0	0%	6	14%	44	100%
16	37	77%	1	2%	10	21%	48	100%
17	0	0%	1	100%	0	0%	1	100%
18	0	0%	0	0%	0	0%	0	0%
19	113	90%	5	4%	8	6%	126	100%
20	0	0%	0	0%	0	0%	0	0%
21	266	90%	0	0%	28	10%	294	100%
22	18	75%	1	4%	5	21%	24	100%
STATE	1,872	87%	92	4%	177	8%	2,141	100%

Key: *Successful Terminations*: This column is exclusively state successful terminations.

*Unsuccessful Terminations*: This column includes those probationers who were revoked or absconded. A revocation is defined as a termination from probation supervision for a technical violation, new misdemeanor, or new felony offense. A revocation to Community Corrections is NOT included in this section because these offenders are still under the supervision and jurisdiction of probation. Absconded refers to probationers who became fugitives and are no longer compliant with probation supervision.

*Total Terminations*: This table includes: successful, revocations and absconder terminations from probation supervision. Additional types of closures are included in Table 107.

Note: Percentages may not total 100 percent because of rounding.

<sup>1</sup>In the 2nd Judicial District, DUI/DWAI cases are filed in Denver County Court rather than District Court, which is not part of the State Court data system.

TABLE 107

**FY 2016**  
**Colorado State Probation**  
**Alcohol and Drug Driving Safety Program (ADDs)**  
**State DUI/DWAI Monitored Clients Closure Types**

TYPE: DISTRICT	Successful		Revocation		Absconded		Deported		Death		Administrative Closure		TOTAL CLOSURES	
	Number	%	Number	%	Number	%	Number	%	Number	%	Number	%	Number	%
1	0	0%	0	0%	0	0%	0	0%	0	0%	0	0%	0	0%
2 <sup>1</sup>	0	0%	0	0%	0	0%	0	0%	0	0%	0	0%	0	0%
3	12	92%	0	0%	1	8%	0	0%	0	0%	0	0%	13	100%
4	197	83%	39	16%	2	1%	0	0%	0	0%	0	0%	238	100%
5	345	92%	4	1%	26	7%	1	0%	0	0%	0	0%	376	100%
6	97	83%	2	2%	16	14%	0	0%	0	0%	2	2%	117	100%
7	255	81%	19	6%	37	12%	1	0%	1	0%	3	1%	316	100%
8	2	100%	0	0%	0	0%	0	0%	0	0%	0	0%	2	100%
9	306	88%	17	5%	19	5%	2	1%	2	1%	0	0%	346	100%
10	0	0%	0	0%	0	0%	0	0%	0	0%	0	0%	0	0%
11	1	33%	0	0%	0	0%	0	0%	0	0%	2	67%	3	100%
12	0	0%	0	0%	0	0%	0	0%	0	0%	0	0%	0	0%
13	6	75%	0	0%	1	13%	0	0%	0	0%	1	13%	8	100%
14	179	85%	3	1%	18	9%	0	0%	0	0%	11	5%	211	100%
15	38	84%	0	0%	6	13%	0	0%	0	0%	1	2%	45	100%
16	37	77%	1	2%	10	21%	0	0%	0	0%	0	0%	48	100%
17	0	0%	1	100%	0	0%	0	0%	0	0%	0	0%	1	100%
18	0	0%	0	0%	0	0%	0	0%	0	0%	0	0%	0	0%
19	113	89%	5	4%	8	6%	0	0%	0	0%	1	1%	127	100%
20	0	0%	0	0%	0	0%	0	0%	0	0%	0	0%	0	0%
21	266	90%	0	0%	28	9%	2	1%	0	0%	0	0%	296	100%
22	18	75%	1	4%	5	21%	0	0%	0	0%	0	0%	24	100%
STATE	1,872	86%	92	4%	177	8%	6	0%	3	0%	21	1%	2,171	100%

Note: Percentages may not total 100 percent because of rounding.

<sup>1</sup>In the 2nd Judicial District, DUI/DWAI cases are filed in Denver County Court rather than District Court, which is not part of the State Court data system.



TABLE 108

**FY 2016**  
**Colorado State Adult Probation**  
**Alcohol and Drug Driving Safety Program (ADDs)**  
**State DUI/DWAI Monitored Clients**  
**Type of Revocation**

TYPE: DISTRICT	New Felony		New Misdemeanor		Technical		TOTAL REVOCATIONS	
	Number	%	Number	%	Number	%	Number	%
1	0	0%	0	0%	0	0%	0	0%
2 <sup>1</sup>	0	0%	0	0%	0	0%	0	0%
3	0	0%	0	0%	0	0%	0	0%
4	0	0%	1	3%	38	97%	39	100%
5	0	0%	2	50%	2	50%	4	100%
6	0	0%	0	0%	2	100%	2	100%
7	0	0%	0	0%	19	100%	19	100%
8	0	0%	0	0%	0	0%	0	0%
9	0	0%	4	24%	13	76%	17	100%
10	0	0%	0	0%	0	0%	0	0%
11	0	0%	0	0%	0	0%	0	0%
12	0	0%	0	0%	0	0%	0	0%
13	0	0%	0	0%	0	0%	0	0%
14	2	67%	0	0%	1	33%	3	100%
15	0	0%	0	0%	0	0%	0	0%
16	0	0%	0	0%	1	100%	1	100%
17	0	0%	1	100%	0	100%	1	100%
18	0	0%	0	0%	0	0%	0	0%
19	0	0%	2	40%	3	60%	5	100%
20	0	0%	0	0%	0	0%	0	0%
21	0	0%	0	0%	0	0%	0	0%
22	0	0%	0	0%	1	100%	1	100%
STATE	2	2%	10	11%	80	87%	92	100%

*Key:*

- New Felony:* Includes revocations for a new felony offense committed while on monitoring.
- New Misdemeanor:* Includes revocations for a new misdemeanor offense committed while on monitoring.
- Technical:* Includes revocations for technical violations (e.g. failure to complete treatment, failure to complete community service).
- Total Revocations:* Total includes all felony, misdemeanor, and technical violations resulting in a revocation from monitoring.

Note: Percentages may not total 100 percent because of rounding.

<sup>1</sup>In the 2nd Judicial District, DUI/DWAI cases are filed in Denver County Court rather than District Court, which is not part of the State Court data system.

TABLE 109

**FY 2016**  
**Colorado State Probation**  
**Alcohol and Drug Driving Safety Program (ADDs)**  
**State DUI/DWAI Monitored Clients**  
**Length of Stay**

<b>TYPE:</b>	<b>0-6 months</b>		<b>7-12 months</b>		<b>13-18 months</b>		<b>19-24 months</b>		<b>25-48 months</b>		<b>49+ months</b>		<b>TOTAL CLOSURES</b>	
<b>DISTRICT</b>	Number	%	Number	%	Number	%	Number	%	Number	%	Number	%	Number	%
1	0	0%	0	0%	0	0%	0	0%	0	0%	0	0%	0	0%
2 <sup>1</sup>	0	0%	0	0%	0	0%	0	0%	0	0%	0	0%	0	0%
3	0	0%	8	62%	4	31%	1	8%	0	0%	0	0%	13	100%
4	127	53%	95	40%	11	5%	3	1%	1	0%	1	0%	238	100%
5	83	22%	159	42%	84	22%	20	5%	27	7%	3	1%	376	100%
6	4	3%	57	49%	37	32%	13	11%	5	4%	1	1%	117	100%
7	38	12%	157	50%	37	12%	59	19%	23	7%	2	1%	316	100%
8	0	0%	1	50%	0	0%	0	0%	1	50%	0	0%	2	100%
9	49	14%	113	33%	72	21%	50	14%	41	12%	21	6%	346	100%
10	0	0%	0	0%	0	0%	0	0%	0	0%	0	0%	0	0%
11	2	67%	0	0%	0	0%	1	33%	0	0%	0	0%	3	100%
12	0	0%	0	0%	0	0%	0	0%	0	0%	0	0%	0	0%
13	2	25%	1	13%	3	38%	2	25%	0	0%	0	0%	8	100%
14	25	12%	85	40%	45	21%	26	12%	24	11%	6	3%	211	100%
15	2	4%	25	56%	13	29%	3	7%	2	4%	0	0%	45	100%
16	12	25%	21	44%	10	21%	4	8%	1	2%	0	0%	48	100%
17	0	0%	1	100%	0	0%	0	0%	0	0%	0	0%	1	100%
18	0	0%	0	0%	0	0%	0	0%	0	0%	0	0%	0	0%
19	2	2%	0	0%	0	0%	90	71%	32	25%	3	2%	127	100%
20	0	0%	0	0%	0	0%	0	0%	0	0%	0	0%	0	0%
21	19	6%	88	30%	86	29%	47	16%	49	17%	7	2%	296	100%
22	5	21%	13	54%	4	17%	2	0%	0	0%	0	0%	24	100%
STATE	370	17%	824	38%	406	19%	321	15%	206	9%	44	2%	2,171	100%

Note: Percentages may not total 100 percent because of rounding.

<sup>1</sup>In the 2nd Judicial District, DUI/DWAI cases are filed in Denver County Court rather than District Court, which is not part of the State Court data system.

TABLE 110

**FY 2016**  
**Colorado State Probation**  
**Alcohol and Drug Driving Safety Program (ADDS)**  
**Total Active DUI/DWAI Monitored Clients on June 30, 2016**

DISTRICT	NUMBER
1	8
2 <sup>1</sup>	0
3	21
4	519
5	410
6	341
7	462
8	76
9	603
10	24
11	15
12	0
13	18
14	406
15	131
16	62
17	1
18	1
19	84
20	5
21	591
22	32
<b>TOTAL STATE</b>	<b>3,810</b>

<sup>1</sup>In the 2nd Judicial District, DUI/DWAI cases are filed in Denver County Court rather than District Court, which is not part of the State Court data system.

The background of the page is a faded, light-colored photograph of an outdoor park or plaza. In the foreground, there are several stone benches and a large, abstract stone sculpture. In the middle ground, there are more benches and another stone sculpture. In the background, there are trees with yellow and orange leaves, suggesting an autumn setting. The overall tone is soft and artistic.

# **SECTION IX: GLOSSARY OF TERMS**

# ***Probation Glossary***

<b>Absconder:</b>	Refers to a probationer who become a fugitive and is no longer compliant with probation supervision.
<b>Adjudication:</b>	Refers to a juvenile case indicating that the charges have been proven or the juvenile has pled guilty to committing a delinquent act. The equivalent for adult offenders is “conviction.”
<b>Administrative Investigations:</b>	A supplemental report to a Pre- Sentence Investigation Report addressing additional cases.
<b>Administrative Closure:</b>	Indicates a case that has been terminated from supervision in the jurisdiction indicated for miscellaneous reasons such as, “in custody in another jurisdiction.”
<b>Administrative Client Risk Level:</b>	An assigned supervision level indicating lower supervision need by probation because of other more intensive “supervision” being provided elsewhere (such as jail or an inpatient treatment facility) or minimal conditions of the sentence remain and more intensive supervision is no longer necessary.
<b>Change of Venue:</b>	Occurs when a juvenile has been transferred from one Colorado judicial district, where the offense occurred, to another where the juvenile will receive probation supervision. Change of Venue typically occurs because the juvenile resides in a jurisdiction other than where the offense took place.
<b>Client Risk Level:</b>	Probationers are classified using a risk assessment instrument. The primary instrument used for adults is the LSI (Level of Supervision Inventory). The primary juvenile instrument is the CJRA (Colorado Juvenile Risk Assessment). These instruments determine the level of supervision for an offender (e.g. Maximum, Medium, and Minimum).
<b>Courtesy Closure:</b>	A case that has closed in the supervising jurisdiction and returned to the originating or sentencing district (adult only).
<b>Courtesy Supervision:</b>	Occurs when an adult offender has received a probation sentence in one Colorado judicial district but will be supervised by the probation department in another Colorado judicial district because they reside in that jurisdiction. The originating district retains jurisdiction over the case.
<b>Community Corrections:</b>	A community-based sentence that is more restricted than probation supervision but less restrictive than a secure facility. A community corrections sentence typically includes both a residential and non-residential component with supervision from a case manager. Because probation maintains jurisdiction over offenders sentenced to community corrections, they are also monitored by a probation officer (adult only).
<b>Deferred Judgment and</b>	Refers to a case status in which the offender, (adult or juvenile) has

<b>Sentence/Adjudication:</b>	entered a plea of guilty and, through an agreement with the district attorney and consent of the court, the case is continued for a set period of time. The offender is usually supervised by probation and upon successful completion of the deferred judgment the case is dismissed.
<b>Direct File:</b>	A case filed by a District Attorney in which a juvenile is prosecuted as an adult.
<b>Intake:</b>	The initial process for setting up the supervision of probationers in the absence of a pre-sentence investigation. The intake process typically entails a review of the Terms and Conditions of the probation sentence, an assessment of risk and needs, and initial referral for services.
<b>Interstate:</b>	Refers to offenders who have committed crimes in a state other than where they reside. These offenders apply to have their supervision transferred to their state of residence and are screened by the Interstate Compact Office prior to acceptance of supervision.
<b>Investigations:</b>	An investigative process conducted by probation officers prior to sentencing on a criminal offense. The information (e.g. risk for re-offense, service needs, criminal, social, education and substance abuse history, impact of the offense on victim(s) etc.) gathered during a pre-sentence investigation is used to inform sentencing decisions and supervision strategies.
<b>Length of Stay:</b>	The period of time an offender is on probation supervision.
<b>Monitoring:</b>	DUI/DWAI offenders who, as a part of their sentence, are required to have their compliance with court orders monitored by the probation department.
<b>Revoked:</b>	The withdrawal of a probation sentence due to a new misdemeanor or felony offense or a technical violation of the Terms and Conditions of the probation sentence. Following a revocation of probation, the offender is re-sentenced by the court.
<b>Success:</b>	Successful terminations represent those offenders who meet their Terms and Conditions of their probation sentence and the length of their sentence has expired.
<b>Technical Violation:</b>	Occurs when a probationer has been non-compliant with the Term(s) and Condition(s) of probation for reasons other than a new crime (e.g. drug use, missed appointments etc).
<b>Transfer Hearing:</b>	A judicial proceeding in which the court makes a determination after a hearing to prosecute a juvenile as an adult.

# Supreme Court Glossary of Terms

---

**Civil Appeal**-A written request to modify or reverse the judgment of a trial court or intermediate level appellate court in a civil case.

**Criminal Appeal**-A request to modify or reverse the judgment of a trial court or intermediate level appellate court in a criminal case.

**Habeas Corpus**-(Habeas corpus ad subjiciendum) “An independent civil action to determine not the guilt or innocence of the person held in custody, but whether the custody is unlawful. Common grounds for relief under the writ include a conviction based on illegally obtained evidence, a denial of effective assistance of counsel, or a conviction by a jury that was improperly selected and impaneled. Use of the writ is not limited to criminal matters. It is also available in civil matters, as, for example, to challenge a person's custody of a child or the institutionalization of a person declared incompetent.”

**Interlocutories**-An interlocutory appeal is one which is not determinable of the controversy, but which is necessary for a suitable adjudication of the merits. Colorado Appellate Rule 4.1 governs interlocutory appeals in criminal cases and provides that the state may file an interlocutory appeal in the Supreme Court from a district court ruling granting a motion in advance of the trial by the defendant for the return of property and to suppress evidence or to suppress an extra-judicial confession or admission. This is only one example of an interlocutory appeal.

**Interrogatories**-Pursuant to Article VI, section 3 of the state Constitution, the Court may be required to answer “important questions upon solemn occasions” propounded by the Governor, the Senate, or the House of Representatives. These questions are called “interrogatories.”

**Judicial Discipline or Disability**-Judges who are alleged to have engaged in misconduct or to be suffering from a disability which is or is likely to become of a permanent character may be subject to judicial discipline. The Colorado Commission on Judicial Discipline investigates such allegations and, if it concludes that the judge has engaged in misconduct or is disabled, it may recommend to the Supreme Court a range of sanctions, including removal of the judge from office, retirement of the judge for a disability, reprimand or censure of the judge, or assessment of costs against the judge.

**Original Proceedings**-Colorado Rules of Civil Procedure 21 provides the Colorado Supreme Court with discretion to exercise original jurisdiction in extraordinary circumstances where no other remedy is available. Original proceedings are used to test whether the trial court is proceeding without jurisdiction or in excess of its jurisdiction and to review a serious abuse of discretion when an appellate remedy would be inadequate. The remedy in an original proceeding takes the form of a special mandate from the Supreme Court addressed to an individual, official body, or lower court and may be used to restrain or compel the acts of a trial court. The Court issues a “rule to show cause” why the relief requested in the petition should not be granted. After considering the written briefs, the Supreme Court either makes the rule absolute (grants the relief requested) or discharges the rule (denies the relief requested).

**Petitions in Certiorari**-A writ of common law origin issued by a superior to an inferior court requiring the latter to produce a certified record of a particular case tried therein. The writ is generally issued so that the issuing court may inspect the proceedings and determine whether there have been any irregularities. Like the United States Supreme Court, the Colorado Supreme

# *Supreme Court Glossary of Terms*

---

Court uses the writ as a discretionary device to choose which cases it wishes to hear. Colorado Appellate Rules 49-58 govern writs of certiorari.

**Reapportionment**-Article 5, section 48 of the state Constitution provides that after the decennial federal census, the senatorial districts and representative districts shall be established, revised, or altered, and the members of the senate and the house of representatives apportioned among them, by a Colorado reapportionment commission. The commission must publish a preliminary plan for reapportionment of the members of the general assembly and shall hold public hearings thereon. After the completion of such hearings, the commission must finalize its plan and submit the same to the Colorado Supreme Court for review and determination as to whether the plan meets constitutional standards. The Supreme Court must either approve the plan or return the plan and the court's reasons for disapproval to the commission. If the plan is returned, the commission shall revise and modify it to conform to the court's requirements and resubmit the plan to the court. If the plan is approved by the court, it shall be filed with the secretary of state for implementation.

**Request for Stay Pending Appeal**-A stay is a suspension of the case or some designated proceedings within it. Colorado Appellate Rule 8 governs stays pending appeal.

**Rule 21.1**-This rule of appellate procedure governs certification of questions of law to the Colorado Supreme Court by the United States Supreme Court, federal courts of appeals, federal district courts, and the federal Court of Claims. Under the rule, a certifying court may request that the Colorado Supreme Court answer a question of law if there is involved in any proceeding before the certifying court a question of state law which may be determinative of the cause pending and to which it appears that there is no controlling precedent in the Colorado Supreme Court's decisions.

**Special Concurrences**-An opinion in which a justice expresses agreement with the particular result in a given case while objecting to a line of reasoning. The special concurrence may relate to the majority opinion in its entirety or to the result only.

**Statutory Reviews**-Section 1-40-107, C.R.S., provides a mechanism by which registered electors who meet certain criteria and who believe that a ballot title contains multiple subjects may petition the Supreme Court to review the title board's action or decision.

**Unauthorized Practice**-The practice of law by one who is not licensed as an attorney in Colorado. The Supreme Court has the exclusive jurisdiction to define the practice of law and to prohibit the unauthorized practice of law within the state (see C.R.C.P. 229 through 240.1).



# ***Trial Courts Glossary of Terms***

---

**Abatement of action**-A suit, which has been quashed and ended.

**Accord**-A method of discharging a claim upon agreement by the parties to give and accept something in settlement of the claim.

**Acquittal**-The verdict of not guilty for a defendant in a criminal case.

**Actual malice**-To win a defamation suit, public officials or prominent people, such as political candidates or movie stars, must prove that the offender made a false statement with actual malice. This means the statement was made with knowledge that it was false or with serious doubts about whether it was true.

**Addendum**-An add-on to something. For example, on a court document, if changes need to be made or information added, a new document can be written up, signed, and filed as an addendum to the original document.

**Administrator**-An individual appointed by the court to manage the estate of a person who died without leaving a valid will.

**Administrative Support Order**-Cases in which the delegate child support unit (typically the department of social.

**Adversary system**-The system of trial practice in which each of the opposing parties has full opportunity to present and establish his/her contention before the court.

**Advisement**-The consultation of the court.

**Affidavit**-A written or printed statement of facts, made voluntarily, and confirmed by the oath or affirmation of the party making it, taken before a person having authority to administer such oath or affirmation by law.

**Agent**-A person who has received the power to act on behalf of another, bind that other person as if he or she were himself or herself making the decisions.  
In Probate: An attorney in fact under a durable or non-durable power of attorney, an individual authorized to make decisions for another under the "Colorado Patient Autonomy Act".

**Aggravated damages**-Special and highly exceptional damages awarded by a court where the circumstances of the conduct have been particularly humiliating or malicious towards the Plaintiff/victim.

**Alimony**-Also called maintenance or spousal support in a divorce or separation. Money paid by one spouse to the other in order to provide financial support after a divorce or legal separation.

**Allegation**-The assertion, claim, declaration, or statement of a party to an action, made in a pleading, setting out what he/she expects to prove.

# ***Trial Courts Glossary of Terms***

---

**Allocation of parental responsibilities**-Commonly known as "custody". In divorce, legal separation, or custody actions regarding children, the Court will allocate parental rights and responsibilities for the care of the children.

**Alternative Dispute Resolution (ADR)**-Methods for resolving problems without going to court.

**Ancillary Proceedings**-A type of probate filing in which a probate case had been opened in another state but the decedent had property in the state of Colorado.

**Annulment**-To make void or null; abolish; cancel; invalidate a marriage. The legal term is "Declaration of Invalidity of Marriage".

**Answer**-The pleading in a civil suit by which the defendant admits, denies or otherwise controverts the sufficiency of the allegations of facts set forth in the plaintiff's petition. It also contains defenses the defendant may have to the plaintiff's allegations.

**Appeal**-A request by the losing party in a lawsuit for a higher court to review a lower court decision.

**Appearance**-When you physically appear or show up in Court.

**Appellant**-The party who appeals a trial court decision that he/she/it has lost.

**Appellee**-In some jurisdictions the name used for the party who has won at the trial court level, but the loser (appellant) has appealed the decision to a higher court. Thus the **appellee** has to file a response to the legal brief filed by the appellant. In many jurisdictions the appellee is called the "respondent."

**Applicant**-A person who files an Application for Informal Appointment of a Personal Representative.

**Application**-A written request to the registrar for an order of informal probate or appointment under informal probate and appointment proceedings.

**Appurtenance**-Something that, although detached, stands as part of another thing. An attachment or appendage to something else. Used often in real estate context where an "appurtenance" may be, for example, a right of way over water – although physically detached, is part of the legal rights of the owner of another property.

**Arbitration**-The referral of a dispute to an impartial third person chosen by the parties to the dispute. The parties agree in advance to abide by the arbitrator's decision following a hearing at which both parties have an opportunity to be heard. Sometimes three persons sit as an arbitration panel.

**Arrears**-A debt that is not paid on the due date adds up and accumulates as "arrears."

# ***Trial Courts Glossary of Terms***

---

**Assignment**-The transfer of legal rights, such as the time left on a lease, from one person to another.

**Assumption of risk**-A defense raised in personal injury lawsuits. Asserts that the plaintiff knew that a particular activity was dangerous and thus bears all responsibility for any injury that resulted.

**Attachment**-An additional or supplementary remedy that allows the plaintiff to place a lien on property belonging to the defendant to make sure there will be means of satisfying (paying) a judgment that may be entered in a civil case.

**Bad faith**-Intent to deceive. Dishonesty or fraud in a transaction, such as entering into an agreement with no intention of ever living up to its terms or knowingly misrepresenting the quality of something that is being bought or sold.

**Bailiff**-Court employee whose duty is to keep order in the courtroom.

**Bankruptcy**-A process governed by federal law to help when people cannot or will not pay their debts.

**Bench warrant**-An order issued by a judge for the arrest of a person.

**Bigamy**-A person who enters into a marriage with one person while still legally married to another.

**Bill of particulars**-A written statement specifying the details of the demand set forth in the petition in a civil action.

**Binder**-An outline of the basic terms of a proposed sales contract between a buyer and a seller.

**Bond**-Money or property given to the court to hold a hearing date or to get someone out of jail.

**Breach of contract**-The failure to do what one promised to do under a contract. Proving a breach of contract is a prerequisite of any suit for damages based on the contract.

**Breach of trust**-Any act or omission on the part of the trustee, which is inconsistent with the terms of the trust agreement; or the law of trusts. A prime example is the redirecting of trust property from the trust to the trustee, personally.

**Breach of warranty**- A civil case in which a plaintiff claims that a product does not perform as represented.

**Brief**-A written statement by counsel summarizing the facts of a case, the pertinent laws, and arguments of how the law applies to the facts supporting the lawyer's position.

# ***Trial Courts Glossary of Terms***

---

**Burden of proof**-In civil cases, the plaintiff must prove her/his case with a "preponderance of evidence."

**Buy-Sell agreement**-An agreement among business partners that specifies how shares in the business are to be transferred in the case of a co-owner's death.

**C.A.R.**-Abbreviation for "Colorado Appellate Rules".

**C.R.S.- C.R.C.C.P.:** Abbreviation for Colorado Rules of County Civil Procedure.

**C.R.S.- C.R.C.P.** Abbreviation for Colorado Rules of Civil Procedure.

**C.R.S.**-Abbreviation for "Colorado Revised Statutes".

**Capacity**-A legal qualification, such as legal age, that determines one's ability to sue or be sued, to enter into a binding contract, etc.; or the mental ability to understand the nature and effect of one's acts.

**Case law**-Law based on previous verdicts and written judicial decisions.

**Case management order**-An order by the court that outlines the steps the parties must follow for their case to continue.

**Cease and desist order**-An order of an administrative agency or court prohibiting a person or business from continuing a particular course of conduct.

**Certificate of Service**-An area on a court form, usually at the end of the form, where you tell the court how and when you provided a copy of the court form to the other person in the case, before or directly after you gave the form to the court.

**Certified copies**-A copy obtained from the court that is certified by the clerk to be an authentic copy of the court record.

**Change of venue**-When a court case is moved from one location to another, usually because of a question of fairness.

**Chapter 13 bankruptcy**-A type of bankruptcy in which a person keeps his assets and pays creditors according to an approved plan.

**Chapter 7 bankruptcy**-A type of bankruptcy in which a person's assets are liquidated (collected and sold) and the proceeds are distributed to the creditors.

**Character evidence**-Proof or testimony given about another person's moral standing, general character, and reputation.

**Charging lien**-Entitles a lawyer who has sued someone on a client's behalf the right to be paid from the proceeds of the lawsuit, if there are any, before the client receives those proceeds.

# ***Trial Courts Glossary of Terms***

---

**Charter**-A city's organic law, which means the law concerning a city issue will trump a state law governing the same issue.

**Chattel**-Moveable or transferable property; especially personal property.

**Child and Family Investigator (CFI)**-A court-appointed expert that investigates and writes a report to the Judge as to the children's best interests in a controversial divorce or custody case.

**Child support**-Money paid by a parent to the person with custody of the child(ren) to help meet the financial needs of their child(ren).

**Child Support Enforcement (CSE)**-A government agency that assists in collecting current and past-due child support. CSE also helps in establishing new support orders and paternity.

**Circumstantial evidence**-Evidence that implies something occurred but does not directly prove it.

**Citation**-An order to appear in court at a certain place and time. Issuance of a citation is not an arrest.

**Civil action**-A non-criminal proceeding designed to resolve disputes between individuals and/or businesses.

**Civil Protection Orders:** (Prior to 7/1/03, known as Restraining Orders). District and county courts have original concurrent jurisdiction to issue temporary or permanent civil Protection orders for any of the following purposes: 1) to prevent assaults and threatened bodily harm; 2) to prevent domestic abuse; 3) to prevent emotional abuse of the elderly; and 4) to prevent stalking (See 13-14-102 C.R.S. and 13-1-136 C.R.S. and C.R.C.C.P. Rule 365).

**Civil Union**-Civil union" means a relationship established by two eligible persons that entitles them to receive the benefits and protections and be subject to the responsibilities of spouses. C.R.S. 14-15-103

**Claim**-To demand or assert as a right. Facts that combine to give rise to a legally enforceable right or judicial action. Demand for relief. A claim is something that one party owes another. Someone may make a legal claim for money, or property.

**Claimant**-A person or entity to whom the decedent of the estate has a financial or other obligation also known as a *creditor*.

**Class action suit**-A lawsuit in which one or more parties file a complaint on behalf of themselves and all other people who are "similarly situated" (suffering from the same problem). Often used when a large number of people have comparable claims.

# ***Trial Courts Glossary of Terms***

---

**Clear and convincing evidence**-Evidence indicating that the thing to be proved is highly probably or reasonably certain. This requires more than a “preponderance of the evidence” but less than “beyond a reasonable doubt.”

**Clerk and Recorder**-The Clerk and Recorder issues and records marriage licenses, records all real estate transactions, issues liquor licenses, registers voters, manages all primary, general and county elections, and sometimes city and school district elections. The Clerk and Recorder also operates the Motor Vehicle Divisions in the State of Colorado for titling vehicles and issuing license plates. There is a Clerk and Recorder in each county in Colorado.

**Closing arguments**-The final statements in a trial arguing for the evidence you presented or against the evidence the other side presented. This is your final chance to persuade the Judge or jury.

**Co-petitioner**-A person who jointly completes, signs, and files a written Petition, or a written application to the Court with the Petitioner, asking for specific action to be taken.

**Coercion**-Compulsion by physical force or threat of physical force; an act, such as signing a will under coercion, is not legally valid.

**Cohabitation**-A living arrangement in which an unwed couple live together in an intimate relationship that resembles a marriage.

**Collateral**-An asset that a borrower agrees to give up if he or she fails to repay a loan.

**Collateral estoppel**-In civil litigation, an affirmative defense to a claim that bars a party from relitigating an issue determined in an earlier action, even if the two actions significantly differ from one another.

**Collusion**-A secret agreement between two or more persons, who seem to have conflicting interests, to abuse the law or the legal system, deceive a court or to defraud a third party.

**Colorado Rules of Professional Conduct**-The rules of conduct that govern the legal profession. The rules contain general ethical guidelines and specific rules written by the American Bar Association and adopted by the Colorado Supreme Court.

**Comity**-A code of etiquette that governs the interactions of courts in different states, localities and foreign countries. Courts generally agree to defer scheduling a trial if the same issues are being tried in a court in another jurisdiction. In addition, courts in this country agree to recognize and enforce the valid legal contracts and court orders of other countries.

**Common law marriage**-A marriage that takes legal effect, without license or ceremony, when a couple live together as husband and wife, intend to be married and hold themselves out to others as a married couple.

**Community property**-Property purchased or received by a couple during their marriage.

# ***Trial Courts Glossary of Terms***

---

**Comparative negligence**-Also called comparative fault. The doctrine by which acts of opposing parties are compared in fault on a percentage basis. A party who is 50 percent or more at fault cannot recover. A party who is less than 50 percent at fault may recover, but at the reduced percentage.

**Compensatory damages**-Money awarded to reimburse actual costs, such as medical bills and lost wages. Also awarded for things that are harder to measure, such as pain and suffering.

**Complainant**-In civil cases, the person who initiates a lawsuit. In criminal cases, the chief or only witness for the prosecution may sometimes be referred to as the complainant.

**Complaint**-In a civil action, the document that initiates a lawsuit. The complaint outlines the alleged facts and reason for the case. In a criminal action, a complaint is the preliminary charges filed against a defendant, usually filed by the police or court.

**Concurrent jurisdiction**-A situation where more than one court has jurisdiction over the same subject matter. Usually the first court that takes the case obtains jurisdiction.

**Condemnation**-A civil case in which the plaintiff, usually the Department of Transportation but may be a city or state district, is asking that property be condemned and taken so that it may be put to that department's use (See §38-3-105 C.R.S.).

**Confidentiality**-The state of having the release of certain information restricted. It is the relationship between a lawyer and a client, guardian and ward, or between spouses, with regard to the trust that is placed in the one by the other.

**Conflict of interest**-A conflict of interest occurs when a person or organization has a responsibility to two or more people or organizations at the same time, but doing the best thing for one may harm the other.

**Contempt of court**-A process brought before the Court to enforce non-compliance the existing order by one or more of the parties.

**Continuance**-The postponement of a court case for another time or day.

**Contract**-An agreement between two or more parties creating obligations enforceable or otherwise recognizable at law.

**Contributory negligence**-In any action based upon the negligence of the defendant, the plaintiff's own contributory negligence may either defeat or reduce the amount of recovery.

**Conviction**-A finding that the defendant is guilty in a criminal case.

**Copyright**-A person's property right to prevent others from copying works that they have written, authored or otherwise created.

# ***Trial Courts Glossary of Terms***

---

**Corroborating evidence**-Additional evidence which strengthens or confirms already existing evidence.

**Counterclaim**-After a lawsuit is filed, a claim for relief brought by a defendant against the plaintiff, particularly a claim in opposition to or as a setoff against the plaintiff's claim.

**County Court Counter Claim:** A civil case in which a defendant desires to counterclaim against the Plaintiff. In County Court if the counterclaim exceeds the jurisdiction of County Court, a transfer of the case to District Court may be requested by the defendant or made automatically by the court (See C.R.C.P. 313).

**Court of record**-Any court that makes a record of the proceedings.

**County Felony**-Criminal felony cases that have preliminary work done at the county court level before being bound over (sent) to district court.

**Covenant**- Provisions in a deed limiting the use of the property and prohibiting certain uses. Breach of covenant claims are usually filed by homeowners associations.

**Creditor**-A person or entity to whom the decedent of the estate has a financial or other obligation also known as a *claimant*.

**Cross-claim**-A claim by one defendant against another defendant.

**Cross-examination**-Questioning of the other party's witness.

**Custodian**-The person appointed to manage and dispense funds for a child without constricting court supervision and accounting requirements.

**Custody**-In family law cases, it is also known as allocation of parental responsibilities, and refers to decision-making and parenting time. In criminal cases, this means the restraint of a person's freedom in any significant way. Someone in jail is considered to be "in custody".

**Cyberstalking**-The act of threatening, harassing or annoying someone throughout cyberspace, with the intent of placing the recipient in fear that the person threatening will injure that person or the person's family or household.

**Damages**-The monetary compensation which may be recovered by a party for personal injury, or loss or damage to one's property or rights as a result of another party's unlawful act or negligence.

**Debtor**-A person who owes money, goods or services to another.

**Decedent**-A person who has passed away.

**Declaratory Judgment**- A civil case in which the plaintiff is asking the court to declare (order) something. It is



# ***Trial Courts Glossary of Terms***

---

used to settle and gain relief from uncertainty with respect to rights, status, or other legal relations.

**Decree**-The final order of the Court that disposes of or ends the marriage or legal separation proceedings.

**Deed**-A written legal document that describes a piece of property and outlines its boundaries. The seller of a property transfers ownership by delivering the deed to the buyer in exchange for an agreed upon sum of money.

**Default**-If the defendant does NOT appear at the time of the hearing or file an answer, the Court may enter “default” or “failure to appear/answer” which entitles the plaintiff to all relief asked for in the complaint (i.e. money, possession of property, etc.).

**Default judgment**-When a party against whom a judgment for affirmative relief is sought has failed to plead or otherwise defend, she/he is in default and a judgment by default may be entered by the clerk of court.

**Defendant**-The person that is being sued or the person charged with a crime in a criminal case.

**Dependency and Neglect**- A child is dependent or neglected if a parent, guardian, or legal custodian has abandoned the child or has subjected the child to mistreatment or abuse, whether the parent is or is not at fault. In addition, a child is dependent or neglected if the child has run away from home or is beyond the control of their parents (For other examples, see §19-3-102 C.R.S.).

**Depose**-To make a deposition, to give evidence in the shape of a deposition, to make statements which are written down and sworn to; to give testimony which is reduced to writing by a duly qualified officer and sworn to by the deponent.

**Deposition**-The testimony of a witness, taken in writing, under oath or affirmation, in answer to questions. This is held out of court with no Judge present, but the answers often can be used as evidence in the trial.

**Determination of Interests**- A civil case in which the plaintiff asks the court to determine his or her interest in something. (*e.g. two attorneys have been partners in a law practice. Now the partnership is being dissolved, and the attorneys cannot agree on who gets what, for example: furniture, computer, client list, etc.*).

**Devisee**-A person or entity designated in a Will to receive real or personal property.

**Diligent efforts**-Steady, persistent efforts to locate an individual to complete personal service, including contacting friends, family, business associates; completing an internet search; and attempting personal service by a Process Server, Police Department or Sheriff's Office.

# ***Trial Courts Glossary of Terms***

---

**Dismissal with prejudice**-A dismissal "with prejudice" bars refiling of the lawsuit or charge.

**Dismissal without prejudice**-The dismissal of a case while allowing the party to sue again on the same cause of action at some future time.

**Disposition**- The final settlement of a matter, and with reference to decisions announced by a court, a judge's ruling is commonly referred to as a disposition.

**Dissolution**-Often used in divorce cases. Ending a marriage or civil union.

**Distraint Warrant**- A filing by the State Department of Revenue for a judgment for outstanding State Taxes that allows for a lien to be placed on the debtor's assets.

**District Court**-District Courts hear civil cases in any amount, as well as domestic relations, criminal, juvenile, probate, and mental health cases. District court decisions may be appealed to the Colorado Court of Appeals (in some cases directly to the Colorado Supreme Court).

**Docket**-The schedule of court proceedings.

**Domicile**-The permanent residence of a person, a place to which, even if he/she were temporary absence, they intend to return. In law, it is said that a person may have many residences but only one domicile.

**Duces tecum**-Latin meaning "bring with you". Used most frequently for a subpoena (as in "subpoena duces tecum") which seeks not the appearance of a person before a court but the surrender of a thing (document or some other evidence) by its holder, to the court, to serve as evidence in a trial.

**Due process**-A fundamental, constitutional guarantee that all legal proceedings will be fair and that one will be given notice of the proceedings and an opportunity to be heard before the government acts to take away one's life, liberty, or property.

**Duress**-Where a person is prevented from acting (or not acting) according to their free will, by threats or force or force of another, it is said to be "Under Duress".

**Early neutral evaluation**-An early intervention in a lawsuit by a court appointed evaluator, to narrow, eliminate, and simplify issues and to assist in case planning and management. Settlement of the case may occur.

**Easement**-Gives one party the right to go onto another party's property. Utilities often get easements.

**Emancipation**-The freeing of a minor child from the control or custody of his or her parent(s) and allowing the minor to live on his or her own or under the control of others. It usually applies to adolescents who leave their parents' household by agreement or demand.

# ***Trial Courts Glossary of Terms***

---

Emancipation may also end the responsibility of a parent for the acts of a child, including debts, negligence, or criminal acts.

**En banc**-A session in which the entire membership of the court participates in a decision.

**Encumbrance**-Any claim or restriction on a property's title.

**Enjoin**-To order a person to perform, or to abstain and desist from performing a specified act or course of conduct.

**Escrow**-Money or documents, such as a deed or title, held by a third party until the conditions of an agreement are met. For instance, pending the completion of a real estate transaction, the deed to the property will be held "in escrow."

**Estate**-All property owned by a person on the date of death that is subject to probate.

**Eviction**-Legally removing someone from a property, like an apartment or house, because they aren't paying rent or aren't following the rules in a lease.

**Evidence**-The testimony, writings, material objects, or other things presented to the senses that are offered to prove the existence or nonexistence of a fact.

**Ex parte**-Latin that means "by or for one party." A proceeding in which only one party takes part.

**Exemplified**-Copy of a court document with court seals from the out-of-state Court verifying the authenticity of the document.

**Exhibit**-A paper document or other physical object or photograph introduced into evidence to prove or deny a claim during a trial, hearing, or deposition.

**Exigent circumstances**-Emergency conditions.

**Expedited Placement**- A dependency and neglect case in which at least one child of the family is under the age of 6 years on the date the petition is filed qualifies as an Expedited Permanency Planning (EPP) case (§19-3-104 C.R.S.).

**Expert witness**-A witness with a specialized knowledge of a subject who is allowed to discuss an event in court even though he or she was not present.

**Expunge**-To physically erase, to white or strike out. To "expunge" something from a court record means to remove every reference to it. In juvenile delinquency records, "such records are deemed never to have existed".

**Extortion**-Forcing a person to give up property through the use of violence, fear or under pretense of authority.

# ***Trial Courts Glossary of Terms***

---

**Fact-finder**-The person or persons who make(s) determinations regarding the facts that are disputed by the parties in a case. When a trial involves a jury, the jurors are the fact-finders. If there is no jury, then the judge or magistrate is the fact-finder.

**Fact-finding**-An investigation of a dispute by a neutral third party who examines the issues and facts in a case, and who may or may not recommend settlement procedures.

**Family Court Facilitator**-An individual who assists with domestic relations cases and conducts Initial Status Conferences. The Family Court Facilitator can help you understand what you need to do during your case, answer questions, and give you instructions about the next steps in your case. The Family Court Facilitator cannot give legal advice.

**Family Support Registry**-The central payment processing center for the State of Colorado for child support and maintenance (spousal/partner support)

**Felony**-A crime punishable by imprisonment or by death in a state penal institution.

**Fiduciary**-A person having a legal relationship of trust and confidence to another and having a duty to act primarily for the other's benefit, e.g., a guardian or trustee.

**File**-To deposit with the clerk of the court a written complaint or petition which is the opening step in a lawsuit and subsequent documents, including an answer, motions, petitions, orders etc.

A record of the court. A paper is said to be **filed** when it is delivered to the court to be kept on file as a matter of record and reference.

**Forcible Entry and Detainer**-Eviction; a civil case in which the plaintiff is seeking to regain possession of leased.

**Foreclosure**-When a borrower cannot repay a loan on a piece of property, like a house or condominium, and the lender asks the court for an order to force the sale of the property.

**Foreclosure other than Rule 120**- A legal proceeding to terminate a mortgager's interest in property, instituted by the lender either to gain title or to force a sale in order to satisfy the unpaid debt secured by the property (See §38-38-701 C.R.S.).

**Foreign judgment**-Any judgment, decree, or order of a court of the United States or of any other courts outside of Colorado that should be honored and given effect by Colorado courts. (Civil protection orders issued by other states are not considered foreign judgments and have their own process and rules for enforcement, found in C.R.S. § 13-14-104.)

**Forgery**-A false document, signature, or other imitation of an object of value used with the intention to deceive another into believing it is the real thing.

**Formal**-Opening an estate after prior notice to Interested Persons.

**Fraud**-Intentionally deceiving someone and causing that person to suffer a loss.

# ***Trial Courts Glossary of Terms***

---

**Fugitive**-A person who runs away to avoid arrest, prosecution or imprisonment.

**Gag order**-A judge's order prohibiting the attorneys and parties in a pending lawsuit or criminal prosecution from talking about the case to the media or the public.

**Garnishee**-The person or entity (often a bank or employer) that receives a court order garnishing wages or funds it owes to a debtor.

**Garnishment**-A court-ordered procedure for taking money or property from someone to satisfy a debt. For example, a debtor's wages might be garnished to pay child support, back taxes, or a lawsuit judgment.

**Good faith**-Honestly and without deception.

**Goods Sold and Delivered**- A civil case in which the plaintiff claims that defendant purchased products, not services, but has failed to pay for them.

**Grand jury**-A panel of members of the public chosen from regular jury pool lists. This panel determines whether there is enough evidence to charge someone for a serious crime. Any charges issued by a grand jury are called indictments.

**Green card**-Also known as a permanent resident card. A Green Card holder is an immigrant who has become a lawful permanent resident of the U.S., and who can work legally, travel abroad and return, apply for permission for his/her spouse and children to immigrate to the U.S., and become eligible for citizenship.

**Gross negligence**-Refers to actions or inactions where there was a failure to use even the slightest amount of care in a way that shows recklessness or willful disregard for the safety of others.

**Guardian**-A person who is trusted by law with the care of another person or property of another, or both, as a minor or someone legally incapable of managing his or her own affairs.

**Guardian ad litem**-A court-appointed representative who is to defend or protect the interest of a person under legal disability, such as a child or incompetent individual involved in a legal court proceeding.

**Guardianship**-The office, duty, or authority of a guardian.

**Habeas corpus**-Latin phrase meaning "you have the body". A Writ of Habeas Corpus is an order to bring a person before the court.

**Habitual offender**-Also known as a "recidivist." A person who is convicted and sentenced for multiple crimes over a period of time and even after serving sentences of incarceration, demonstrating a tendency toward criminal conduct.

# ***Trial Courts Glossary of Terms***

---

**Harassment**-Used in variety of legal contexts to describe words, gestures, and actions which tend to annoy, alarm and abuse (verbally) another person.

**Hearing**-Any proceeding before a judge or other magistrate without a jury in which evidence and/or argument is presented to determine some issue of fact or both issues of fact and law. While technically a trial with a judge sitting without a jury fits the definition, a hearing usually refers to brief sessions involving a specific question at some time prior to the trial itself.

**Hearsay**-A written or spoken statement that was made outside of the court by someone other than the person testifying about that statement.

**Heir**-Person entitled to the property of the Decedent under statutes of Intestate Succession.

**Heirs**-Persons who are entitled by law to inherit the property of the deceased if there is no will specifying how the property should be divided.

**Holographic will**-An un-witnessed handwritten will. A few states, including Colorado, allow such documents to be admitted to probate, but most courts are very reluctant to accept them.

**Homicide**-The killing of one human being by the act, procurement, or omission of another. A person is guilty of criminal homicide if he purposely, knowingly, recklessly or negligently causes the death of another human being. Criminal homicide is murder, manslaughter or negligent homicide.

**Hostile witness**-A witness who testifies against the party who has called the person to testify. The hostile witness may be asked leading questions, as in cross-examination.

**Hung jury**-A divided jury that cannot agree on a unanimous verdict.

**Illicit**-Not permitted or allowed; unlawful.

**Immaterial**-Not essential or necessary, not important or pertinent; without weight; of no significance.

**Immunity**-Freedom from duty or penalty; exemption, as from serving in an office or performing duties that the law generally requires other citizens to perform.

**Impanel**-All the steps of determining and forming the jury in the trial of a particular case.

**Impaired mental condition**-A condition of the mind, caused by mental disease or defect, which does not rise to the level of insanity but prevents the person from forming the mental state required to find him or her guilty of the crime. If he or she is found not guilty because of impaired mental condition, they may be committed to the Department of Institutions.

**Impeach**-To accuse or deny or contradict. To call into question the truthfulness of a witness through other evidence that shows that the witness should not be believed.

# ***Trial Courts Glossary of Terms***

---

**Implied consent laws**-Laws adopted by all states that apply to testing for alcohol in the blood, breath or urine. The principle underlying these laws is that any licensed driver who operates a vehicle has consented to submit to approved tests to show intoxication.

**In camera**-In chambers; in private. A cause is said to be heard *in camera* either when the hearing is had before the judge in his/her private room or when all spectators are excluded from the courtroom.

**Inadmissible**-Information which, under the established rules of evidence, cannot be admitted or received by the court.

**Incapacitated person**-A person who is unable to effectively receive and/or evaluate information or make or communicate decisions to such a degree that the individual lacks the ability to take care of his/her basic needs of physical health, safety or self-care.

**Incarceration**-Imprisonment or confinement in a jail or prison.

**Incest**-Any person who knowingly marries, inflicts sexual penetration, or sexual intrusion on an ancestor or descendant, including a natural child, child by adoption, or stepchild twenty-one years of age or older, a brother or sister of the whole or half blood, or an uncle, aunt, nephew or niece of whole blood.

**Incoming Registration of Support**-A domestic case in which a person had a Support Order that was entered in another state and he/she wants to enforce the case here, generally to modify the support order or to issue garnishments or wage assignments.

**Incompetent**-When someone is unable or unqualified to do something. The term also refers to someone who lacks the legal ability to stand trial or to testify, i.e., unqualified to testify.

**Indictment**-The formal written accusation of a crime made by a grand jury and presented to a court for prosecution against the accused person; the act or process of preparing or bringing the formal written accusation.

**Indigent**-A person meeting certain standards of poverty and, thereby, qualifying for waiver of fees or court-appointed counsel.

**Informal**-Opening an estate without prior notice of Interested Persons.

**Informed consent**-A person's agreement to allow something to happen or made with full knowledge of the risks involved and the alternatives.

**Infraction**-A violation, usually of a rule or local ordinance and usually not punishable by jail time.

**Infringement**-An act that interferes with one of the exclusive rights of a patent, copyright or trademark owner.

# ***Trial Courts Glossary of Terms***

---

**Initial Status Conference**-A date for you to come to court to meet with a Family Court Facilitator who will help you understand what you need to do during your case, answer your questions, and give you instructions about the next steps in your case. However, you will not be given any legal advice.

**Injunctive Relief**- Plaintiff asks the court to restrain or enjoin another party from taking an action that may cause harm or result in injury, loss or damage to the plaintiff. May also include a temporary protection order. (See C.R.C.P. 65).

**Injunction**-A court order directing a person to keep oneself from doing something or ordering the person to do something.

**Intent**-The state of mind accompanying an act, especially a forbidden act. While motive is the reason for doing some act, intent is the mental resolution or determination to do it.

**Interested persons**-Person identified by Colorado Law who must be given notice of a court proceeding. The term may include heirs, children, spouse, devisees, beneficiaries, creditors, claimants and persons having priority to serve as personal representative, depending on the circumstances.

**Interlocutory**-Refers to an order, judgment or appeal, that is temporary and issued or taken while the case is still pending and is not final.

**Interrogatories**-A written set of questions, submitted to an opposing party in a lawsuit as part of discovery, or served on a judgment debtor by a judgment creditor trying to collect a debt. Interrogatories must be answered in writing and under oath.

**Intervenor**-A person who voluntarily enters into an action or other proceedings with the approval of the court.

**Intestate**-An estate in which the person (decedent) did not live a will.

**Intestate formal**-Formal probate proceedings, with no will involved, may be commenced by an interested person filing a petition and, after notice and hearing, the court enters an order, adjudicates intestacy, determines heirs and appoints a personal representative.

**Intestate Informal**- Informal probate proceedings, with no will involved, may be commenced by an interested person filing an application for informal appointment..

**Intestate succession**-By Colorado law, a list of who will inherit the property when someone dies without a will.

**Irrevocable trust**-A trust that cannot be terminated by the settlor (the person who created the trust) once it's created.

**Jeopardy**-The risk of conviction and punishment that a criminal defendant faces at trial.



# ***Trial Courts Glossary of Terms***

---

**Joinder**-The combining of parties or claims in a single lawsuit. Joinder can be either necessary or permissive.

**Joint tenancy**-Ownership by two or more people of the same property. This property may be real estate, cash or other items.

**Judgment**-A court's final determination of the rights and obligations of the parties in a case. The term includes a decree and any order that can be appealed.

**Judgment creditor**-The person(s), company or group who should receive a specific amount of money according to the Court's order.

**Judgment debtor**-The person(s), company or group who owes a specific amount of money according to the Court's order.

**Jurisdiction**-A court's power to decide a case or issue a decree.

**Jury**-A group of persons selected according to law and given the power to decide questions of fact and return a verdict in a court case.

**Justice**-The fair and proper administration of laws. It can also refer to a judge, especially of an appellate court.

**Juvenile**-A person who has not reached the age of majority, usually 18.

**Juvenile delinquent**-An underage person that has committed a crime in states where by law a minor lacks responsibility and may not be sentenced as an adult.

**Legal Separation**-A court order granting the right to live apart, with the rights and obligations of divorced persons, but without divorce. The order can include issues relating to child custody, alimony, child support, division of property and debts.

**Letters**-A document issued by the Court, identifying the authority of the Personal Representative.

**Levy**-A legal process to obtain property or cash from the judgment debtor to satisfy a judgment.

**Liability**-Any legal responsibility, duty or obligation.

**Lien**-A claim that a person has upon the property of another as security for a debt owed.

**Litigant**-A party to a lawsuit, one who is engaged in litigation, usually referred to active parties in a case.

**Litigation**-A lawsuit, legal action, including all proceedings therein.

# ***Trial Courts Glossary of Terms***

---

**Magistrate**-A person other than a judge authorized by Colorado law or by Colorado court rules to make orders or judgments in court proceedings, like trials or hearings.

**Maintenance**-Maintenance is the new term for "alimony" or "spousal/partner support". Maintenance is financial support paid to a former spouse or partner.

**Mandate**-A command, order or direction, written or spoken which the court is authorized to give and a person is must obey.

**May**-In legal terms, "may" is defined as "optional" or "can".

**Mechanics' Lien**- Plaintiff has provided goods and/or services on a property (real property) for which he or she has not been paid and plaintiff has subsequently filed a lien against the property to ensure payment. (See §38-22-101 C.R.S.).

**Mediation**-A trained neutral person helps people involved in a court case reach their own solution.

**Minor**-A person who does not have the legal rights of an adult. Someone who has not yet reached the age of majority which in most states is the age of 18.

**Misdemeanor**- A criminal offense punishable by a sentence in the county jail.

**Mistrial**-A trial ended before a verdict is reached because of a basic error that is harmful to the defendant.

**Modification**-Any change to a current court order or decree.

**Money**- A civil case in which the plaintiff claims a demand for money owed.

**Money judgment**-Part of a judgment that requires the payment of money by one party (the judgment debtor) to another (the judgment creditor).

**Moot**-An issue which no longer is important.

**Motion**-A written or oral request a party makes to the Court for a specified ruling or order.

**Motion in limine**-A written motion which is usually made before or after the beginning of a jury trial for a protective order against extremely harmful evidence.

**Motion to suppress**-A motion asking that allegedly secured illegal evidence be left out of the trial.

**Nominee**-The person seeking appointment as Personal Representative.

**Notary Public**-A person authorized by the state in which the person resides to certify documents. The signature and seal or stamp of a notary public is necessary to attest to the oath of truth of a person making an affidavit and to attest that a person has acknowledged

# ***Trial Courts Glossary of Terms***

---

that he/she executed a deed, power of attorney or other document, and is required for recording in public records

**Note-** A civil case in which the plaintiff claims defendant has signed a note (a borrower's legally binding written promise to repay a debt to a lender on a specified date) and has defaulted on the payment for that note.

**Oath-**A serious affirmation or promise to tell the truth or to take a certain action.

**Order-**A formal written direction given by a judge or magistrate.

**Outgoing Registration of UIFSA-** An administrative order filed by the Department of Health Services that they want to have enforced in another state.

**Parental responsibility-**This term includes both parenting time and decision-making responsibilities regarding the children. (The term "Custody" is no longer used.)

**Parental Rights-**In the State of Colorado the freedom to decide who cares for children and how. Also includes the freedom to decide how to spend time with a son or daughter, including activities and time, in order to raise a child. Decisions about school, religion, and medical treatment are included.

**Parenting plan-**A written document that identifies decision-making responsibilities, parenting time, relocation, child support, and child tax exemption relating to the children in a divorce or custody case.

**Parenting time-**Also known as "**Visitation**". The right of a parent to spend time with their children by order of the Court.

**Party-**One of the participants in a lawsuit or other legal proceeding who has an interest in the outcome.

**Paternity-**A specific man being the natural or biological father of a child.

**Payable on Death (POD)-**A bank account that names a specific person as beneficiary of all funds once the account holder dies. Probate is not necessary.

**Permanent Protection Order (PPO)-**An order granting continuous protection to prevent assaults and threatened bodily harm, domestic abuse, emotional abuse and stalking.

**Person in Interest-**Property owner or other individual or group named as the landlord on a lease or person who has some sort of involvement or investment in the rental or home.

**Personal representative-**A person at least 21, resident or non-resident of Colorado, who has been appointed to administer the estate of the Decedent and may also be referred to as an Executor/Executrix.

# ***Trial Courts Glossary of Terms***

---

**Personal Service**-Delivering a summons, complaint, or other legal document which must be served by handing it directly to the person named in the document.

**Petition**-A written application to the Court asking for specific action to be taken.

**Petitioner**-A person who is completing and filing a written Petition (application) with the Court

In Probate: A person who files a Petition for Formal Appointment of Personal Representative and/or Determination of Heirs.

**Plaintiff**-The person who starts a lawsuit. This person may also be known as "claimant", "petitioner", or "applicant".

**Pleading**-The formal presentation of claims and defenses by parties to a lawsuit. The specific papers by which the allegations of parties to a lawsuit are presented in proper form; specifically the complaint of a plaintiff and the answer of a defendant plus any additional responses to those papers that are authorized by law.

**Power of Attorney**-A written document in which one person appoints another person to act as an agent on his or her behalf, giving authority to perform certain acts or functions.

**Prenuptial agreement**-A written agreement setting out terms of the relationship for the division of property and financial issues for a couple who are about to live together or marry should the relationship or marriage later be dissolved.

**Pro bono**-For the good; used to describe work or services done or performed free of charge.

**Pro se**-(pronounced pro say) Latin phrase that means "for himself." A person who represents himself in court alone without the help of a lawyer is said to appear pro se.

**Probate**-A type of court case or area of law that focuses on guardianships, conservatorships, or division of a person's property after death.

**Process Server**-A person who serves or delivers legal paperwork.

**Promissory note**-A written document in which a borrower agrees (promises) to pay back money to a lender according to specified terms

**Public Administrator Statement**-A type of probate filing. The public administrator files statements of accounts in small estates.

**Public Notice**-Document which is submitted to the local newspaper (that must meet the qualifications of a legal publication) to publish notice of a requested name change.

**Public Trustee**-In Colorado, an individual appointed by the Governor that keeps deeds of trusts related to real estate, handles the sale of foreclosed real estate, and collects taxes

# ***Trial Courts Glossary of Terms***

---

related to real estate. A public trustee is appointed in each county or the treasurer in the county acts as public trustee.

**Public Utilities Commission-** A review of a decision by the Public Utilities Commission for the purpose of having the lawfulness of the final decision inquired into and determined. (See §40-6-115 C.R.S.).

**Publication-**A method of providing legal notice, conveying or making information generally known to the public, usually by means of an approved newspaper in the appropriate county or district.

**Real property-**Land and all the things that are attached to it, like a garage or barn. Anything that is not real property is personal property. Personal property is anything that isn't nailed down, dug into, or built onto the land. A house is real property, but a dining room set is not.

**Registered Agent-**A person authorized to accept Service of Process for a corporation.

**Registration of Foreign Decree-** When a party to a domestic relations case, filed in another state, seeks to register (or file) an out-of-state case into the State of Colorado for purposes of enforcement. (See §14-11-101 C.R.S.).

**Replevin-**Legal way to get property back from a person who has wrongfully taken or kept property. You must have had or have the right to keep to the property.

**Respondent-**A person who has been named in a court case, and was served legal documents that were started and given to the Court by another person, known as the "Petitioner". If the Respondent wishes to have a say in the case they must file or give a response to the Court.

**Return of Service-**Written proof under oath by a process server saying that they delivered legal documents (such as a summons and complaint). "Return of Service" is also referred to as "Proof of Service".

**Right of Survivorship-**When property is owned by two or more people and one of the owners dies, his or her share goes to the remaining owners without needing to open a probate case.

**Rule 105 Quiet Title-** Plaintiff asks the court to determine the rights of all parties with respect to real property and its possession (See C.R.C.P. 105 and C.R.C.P. 105.1(b)).

**Rule 106 Writs/Contempt-**A civil case brought in district court that allows for relief to be obtained in the following instances: 1) where any person not being committed or detained for any criminal or supposed criminal matter is illegally confined or restrained; 2) to compel a lower judicial body, governmental body, corporation, board, officer or person to perform an act which the law specially enjoins as a duty resulting from an office, trust, or station, or to compel the admission of a party to the use and enjoyment of a right or office to which he is entitled, and from which he is unlawfully precluded; 3) when any person usurps, intrudes into, or unlawfully holds or exercises any office or franchise; 4) where any governmental

# ***Trial Courts Glossary of Terms***

---

body or officer or any lower judicial body exercising judicial or quasi-judicial functions has exceeded its jurisdiction or abused its discretion, and there is no remedy otherwise provided by law.

**Rule 120 Deed of Trust-** A party holding interest in property through an instrument in which there is default on the instrument, may ask the court to order the property sold by the public trustee (See C.R.C.P. Rule 120).

**Satisfaction of Judgment-**The document stating the Judgment Debtor has satisfied (paid) the judgment. If the judgment has been paid, this document must be filed by the Judgment Creditor with the Clerk of Court in order to remove the judgment from credit reports as being unpaid. The satisfaction can be “Full” or “Partial”.

**Security Agreement-**A contract between a lender and borrower that states that the lender can repossess the property a person has offered as collateral if the loan is not paid as agreed.

**Self-represented Litigant-**Also known as a Pro Se Party. A person who represents himself or herself in court without the help of a lawyer.

**Separation Agreement-**Written arrangements concerning custody or parental obligation, child support, spousal maintenance (alimony), and property division made by a married couple who are usually about to obtain a divorce or legal separation

**Serve-**To give court paperwork that starts a court case or is part of a court case to the person that is being sued or the other person in the case. This is done by a person who isn't involved in the case or a sheriff or private process server. The person starting the case **cannot** deliver the paperwork.

## **Service of Process**

The official act by which a party is notified that a court action has been filed against them. They are personally served with a copy of the document(s) filed and information as to the steps they should take in order to respond to the court action.

**Services Rendered-** A civil case in which a party performs a service but is not compensated as agreed.

**Settle-**To reach an agreement.

**Settlement-**The resolution or compromise by the parties in a civil lawsuit.

**Settlement Conference-**An informal assessment and negotiation session conducted by a legal professional, who hears both sides of the case, may advise the parties on the law and precedent relating to the dispute, and suggest a settlement. An informal assessment and negotiation session conducted by a legal professional, who hears both sides of the case, may advise the parties on the law and precedent relating to the dispute, and suggest a settlement.

# ***Trial Courts Glossary of Terms***

---

**Shall**-In legal terms, “shall” is defined as “required”.

**Single Transaction**-A type of probate filing in which the court, without appointing a conservator, may enter an order to authorize, direct or ratify any transaction necessary or desirable for the best interests of the protected person.

**Special Administrator Formal**- A type of probate filing. A Special Administrator may be appointed by the Court on Petition of any interested person and finding, after notice and hearing, that appointment is necessary to preserve the estate or secure its proper administration, including when a personal representative cannot or should not act. (See §15-12-614 C.R.S.).

**Special Administrator Informal**-A type of probate filing. A Special Administrator may be appointed informally by the Registrar on application of any interested person when necessary to protect the estate of a decedent prior to the appointment of a general personal representative or if a prior appointment has been terminated. (See §15-12-614 C.R.S.) Note there is a general policy in most courts to accept only formal proceedings.

**Special District**- Persons proposing the organization of a special district (i.e. water, fire protection, metropolitan, park & recreation, sanitation etc.) may petition the court for the organization of the district. (See §32-1-301 C.R.S.).

**Specific Performance**-A civil case in which the plaintiff claims that a contract exists between parties and one party has failed to perform the conditions of the contract. The plaintiff asks the court to order that the conditions of the contract be performed.

**Statute of Limitations**-Laws setting deadlines for filing lawsuits within a certain time after events occur that are the source of a claim.

**Stay**-An order stopping a judicial proceeding or execution of a judgment.

**Stipulation**-An agreement by opposing lawyers on any matter. Most stipulations must be in writing.

**Strict Liability**-A concept applied by courts in product liability cases in which a seller is liable for any and all defective or hazardous products that unduly threaten a consumer's personal safety.

**Subpoena**-An order to a witness to appear and testify at a specified time and place.

**Subpoena Duces Tecum**-Latin meaning, "bring with you". Subpoena duces tecum seeks not the appearance of a person before a court but the surrender of a thing (document or some other evidence) by its holder, to the court, to serve as evidence in a trial.

**Summation**-The closing argument in a trial.

**Summons**-(1)An order to a sheriff or other officer to notify a named person that a civil action has been commenced against him or her and that he or she is required to appear within a

# ***Trial Courts Glossary of Terms***

---

specified period and answer the complaint.(2) A written order or notice directing that a person appear before a designated court at a stated time and place and answer to a charge against him or her. (3) The document initiates all civil law suits and is referred to as process.

**Supersedeas Bond**-A bond required of a party who asks to set aside a judgment or execution and from which the other party may be paid if the action is unsuccessful.

**Sworn Financial Statement**-A written document that contains financial information to include monthly income, expenses, debts, and value of assets.

**Temporary Injunction**-An automatic Court order in place until the Decree is entered or until further order of the Court. The order prevents the transfer of property, ending of insurance coverage, etc. without the permission of the other person in the case.

**Temporary Order**-Written paperwork from the Court, short-term, to deal with issues such as spousal maintenance (alimony), child support, or financial responsibilities until the final decree of divorce is made.

**Temporary Protection Order (TPO)**-Short-term written paperwork from the court granted without notice or hearing. A Temporary Protection Order (TPO) keeps one party from the other until the court can hear more evidence and decide whether to issue a permanent protection order.

**Tenants in Common**-Property that is owned by two or more people. When one person dies, his or her part of the property goes to his or her estate rather than to the remaining co-owners. A probate case may be necessary.

**Termination (terminated case)**-A case in which all outstanding issues have been resolved; a case that has reached final resolution.

**Testate**-Estate in which the person who died left a will.

**Testate Formal**- A probate filing. A formal proceeding for adjudication regarding the priority or qualification of one who is an applicant for appointment as personal representative, or of one who previously has been appointed personal representative in informal proceedings, or if an issue concerning the testacy of the decedent is or may be involved (See §15-12-414 C.R.S.).

**Testate Informal**- A probate filing. An informal probate of will and informal appointment of personal representative.

**Testator**-The person who makes a will.

**Testimony**-The statements made by a witness, under oath, usually related to a legal proceeding; evidence given by a witness under oath or affirmation, as distinguished from evidence from writing and other sources.



# ***Trial Courts Glossary of Terms***

---

**Tort**-An injury or wrong committed, with or without force, against someone or their property.

**Transcript of Judgment**-A one-page document from the Court that gives the name of the Judgment Debtor (person or company who owes money), Judgment Creditor (the person or company who is owed money) and the date and amount of the judgment.

**Transferable on Death (TOD)**-Naming beneficiaries to receive your money and property when you die without filing a probate case.

**Traverse**-A denial; where a Defendant denies any important claim of fact in the Plaintiff's statement.

**Trust**-Property given to a trustee to manage for the benefit of another person. Generally the beneficiary gets interest and dividends on the trust assets for a set number of years.

**Trustee**-Person or group that supervises and manages a trust.

**Uniform Veterans Guardianship-Act:** A type of probate filing, commonly referred to as a UVGA case, which applies to beneficiaries of monies from the Veteran's Administration. The word guardian and guardianship is used but in essence this is a conservatorship and essentially treated as a conservatorship.

**Valid Claim**-A grievance that can be resolved by legal action.

**Verdict**-The opinion rendered by a jury, or a judge where there is no jury, on a question of fact. A verdict differs from a judgment in that a verdict is not a judicial determination, but is a finding of fact.

**Vicarious Liability**-When one person is liable for the negligent actions of another person, even though the first person was not directly responsible for the injury. For instance, a parent sometimes can be vicariously liable for the harmful acts of a child and an employer sometimes can be vicariously liable for the acts of a worker.

**Victim**-Any person aggrieved by the conduct of an offender. For a complete listing of who may be considered a victim, please see Section 18-1.3-602(4) of the Colorado Revised Statutes.

**Wage execution**-The act of taking a person's wages to satisfy a judgment. Also known as garnishment.

**Waiver**-The intentional and voluntary relinquishment of a legal right.

**Waiver of Service**-A voluntary acceptance of service by the Respondent giving up his or her right to proof of service or service of future court documents or notices of hearings from the Petitioner.

# ***Trial Courts Glossary of Terms***

---

**Warrant**-An order issued by the court ordering any peace officer to arrest the person named or described in the order.

**Warrantless Arrest**-An arrest of a person without a warrant. It is generally permissible if the arresting officer has reasonable grounds to believe that the person has committed a felony or if the person has committed a misdemeanor amounting to a breach of the peace.

**Witness**-One who testifies under oath as to what she/he has seen, heard or otherwise observed.

**Writ**-An order issued from a court requiring the performance of a specified act, or giving authority to have it done.

**Writ of Attachment**-A writ used to enforce obedience to an order or judgment of the court by taking property.

**Writ of Certiorari**-An order by the appellate court that is used when the court has discretion on whether or not to hear an appeal. If the writ is denied, the court refused to hear the appeal and, in effect, the judgment below stands unchanged. If the writ is granted, then it has the effect of ordering the lower court to certify the record and send it up to the higher court that will use its discretion to hear the case.

**Writ of Execution**-An order from the court to put in force the judgment or decree of a court by taking property of the person who owes money to pay a debt.

**Writ of Habeas Corpus**- Plaintiff claims that he or she has been illegally confined.