

COLORADO JUDICIAL BRANCH

Annual Statistical Report

Fiscal Year 2014



Supreme Court of Colorado

2 EAST 14TH AVENUE
DENVER, CO 80203
(720) 625-5460

NANCY E. RICE
CHIEF JUSTICE

As Chief Justice of the Colorado Supreme Court, I am pleased to present the Judicial Branch's annual statistical report. This document provides the numbers and types of cases filed and resolved in Colorado's courts during the fiscal year that ended June 30, 2014, and also contains probation services data from the same time period.

I take great pride in reporting that this year's statistics reflect the Branch's efforts to improve access to the court system. We are expanding programs to help those representing themselves navigate often-complicated court procedures, provide case management and other services to parties in family court matters, and ensure that limited-English speakers can participate fully in their cases.

We are particularly excited about the development of self-represented litigant help centers, now in each of Colorado's 22 judicial districts and in the appellate courts. With no charge to those they help, self-represented litigant coordinators (also known as "Sherlocks") provide assistance in non-criminal matters, help people find and understand court forms, and help people locate community resources and information on alternative dispute resolution.

The Sherlocks have developed many novel ways to help litigants, from running free legal clinics in cooperation with local bar associations to training outside groups in some court-related matters. Through calendar year 2014, we anticipate the Sherlocks will have logged more than 100,000 contacts with people seeking their help.

As nearly two-thirds of those contacts involve family court matters, we are working to expand our network of family court facilitators. Facilitators help expedite a case's journey through the court while working to ensure the safety of victims of violence and other forms of abuse.

For the first time, the Colorado Judicial Branch soon will have two staff members to translate court forms and other documents for all case types from English to Spanish, and to coordinate translations into other languages. This will make Colorado one of only two states with this type of service. At the same time, we are expanding the number of certified Spanish court interpreters on our staff. The Language Access Office provides services to parties in all case types in more than 100 languages, both inside and outside the courtroom.

Each of these efforts is designed with the same ultimate mission in mind: Ensure the broadest possible access to justice for all who need our services. A secondary but also very important result of the work in these areas is increased efficiency of our courts.

As always, our focus is on providing the best public service possible, ensuring that we respond to the needs of the people of Colorado, and promoting public understanding of and confidence in the judicial system.

Sincerely,



Nancy E. Rice

TABLE OF CONTENTS

<i>Forward</i>	<i>i</i>
<i>Colorado Judicial Districts Map</i>	<i>ii</i>
<i>Organization Chart of the Judicial Department</i>	<i>iii</i>

I. SUPREME COURT

<i>List of Supreme Court Justices</i>	<i>1</i>
<i>Narrative</i>	<i>2</i>
<i>Table 1: Supreme Court Caseload, Fiscal Year 1978 to Fiscal Year 2014</i>	<i>3</i>
<i>Table 2: Distribution of Case Filings in the Supreme Court, Fiscal Year 1990 to Fiscal Year 2014</i>	<i>4</i>
<i>Table 3: Distribution by Type of Case Filed in the Supreme Court, Fiscal Year 2007 to Fiscal Year 2014</i>	<i>5</i>
<i>Table 4: Distribution of Case Terminations, Fiscal Year 1992 to Fiscal Year 2014</i>	<i>6</i>
<i>Table 5: Supreme Court Written Opinions, Fiscal Year 2005 to Fiscal Year 2014</i>	<i>7</i>
<i>Table 6: Distribution of Supreme Court Cases at Issue, End of Fiscal Year 2014</i>	<i>8</i>
<i>Table 7: Distribution of Supreme Court Cases Not at Issue, End of Fiscal Year 2014</i>	<i>8</i>

II. COURT OF APPEALS

<i>List of Court of Appeals Judges</i>	<i>9</i>
<i>Narrative</i>	<i>10</i>
<i>Table 8: Caseload of Court of Appeals, Fiscal Year 1974 to Fiscal Year 2014</i>	<i>11</i>
<i>Table 9: Distribution of Case Filings and Percent Change for Fiscal Year 2013 and Fiscal Year 2014</i>	<i>12</i>
<i>Table 10: Distribution of Case Terminations and Percent Change for Fiscal Year 2013 and Fiscal Year 2014</i>	<i>12</i>
<i>Chart A: Case Filings and Terminations</i>	<i>13</i>

III. DISTRICT COURT

<i>List of District Court Judges</i>	<i>14</i>
<i>Narrative</i>	<i>15</i>
<i>Chart 1 and Chart 2: District Court Case Filings- Proportion of Cases by Class, Ten Year Comparison, Fiscal Year 2005 and Fiscal Year 2014</i>	<i>16</i>
<i>Table 11: District Court Filings, Terminations and Percent Change for Fiscal Year 2013 and Fiscal Year 2014</i>	<i>17</i>
<i>Table 12: District Court Caseload, Fiscal Year 2005 to Fiscal Year 2014</i>	<i>18</i>
<i>Table 13: District Court Filings, Terminations and Percent Change, Fiscal Year 2013 to Fiscal Year 2014</i>	<i>19</i>

<i>Table 14: District Court Filings and Terminations for Fiscal Year 2014</i>	20-21
<i>Table 15: Court and Jury Trials for District Court for Fiscal Year 2014</i>	22-23
<i>Table 16: Civil Filings by Case Type for Fiscal Year 2014</i>	24-31
<i>Table 17: Domestic Filings by Case Type for Fiscal Year 2014</i>	32-33
<i>Table 18: Criminal Filings by Case Type for Fiscal Year 2014</i>	34-39
<i>Table 19: Juvenile Filings by Case Type for Fiscal Year 2014</i>	40-43
<i>Table 20: Juvenile Delinquency Filings by Case Type for Fiscal Year 2014</i>	44-51
<i>Table 21: Mental Health Filings by Case Type for Fiscal Year 2014</i>	52-53
<i>Table 22: Probate Filings by Case Type for Fiscal Year 2014</i>	54-61

IV. COUNTY COURT

<i>List of County Court Judges</i>	62
<i>Narrative</i>	63
<i>Chart 3 and 4: Filings- Proportion of Cases by Type, Ten Year Comparison, Fiscal Year 2005 and Fiscal Year 2014</i>	64
<i>Table 23: Filings, Terminations and Percent Change for Fiscal Year 2013 and Fiscal Year 2014</i>	65
<i>Table 24: County Court Caseload, Fiscal Year 2005 to Fiscal Year 2014</i>	66
<i>Table 25: County Court Filings, Terminations and Percent Change, Fiscal Year 2013 to Fiscal Year 2014</i>	67
<i>Table 26: County Court Filings and Terminations for Fiscal Year 2014</i>	68-69
<i>Table 27: Court and Jury Trials for County Court for Fiscal Year 2014</i>	70-71
<i>Table 28: DUI/DWAI Filings by District for Fiscal Year 2014</i>	72
<i>Table 29: Civil Filings by Case Type for Fiscal Year 2014</i>	73-74
<i>Table 30: Misdemeanor Filings by Case Type for Fiscal Year 2014</i>	75-82
<i>Table 31: Small Claims by Case Type for Fiscal Year 2014</i>	83-84
<i>Table 32: Traffic Filings by Case Type for Fiscal Year 2014</i>	85-86

V. WATER COURT

<i>List of Water Court Judges</i>	87
<i>Narrative</i>	88
<i>Table 33: Filings, Claims and Percent Change for Fiscal Year 2012 and Fiscal Year 2014</i>	89

VI. OFFICE OF DISPUTE RESOLUTION

<i>Narrative</i>	90
<i>Table 34: ADR Services Provided by Case Type and Disposition Percentage, Fiscal Year 2014</i>	91
<i>Table 35: ADR Services Provided by District and Case Type, Fiscal Year 2014</i>	92
<i>Table 36: Mediation Services Provided by District and Case Type, Fiscal Year 2014</i>	93

VII. FINANCIAL INFORMATION

<i>Narrative</i>	94
<i>Narrative Collections</i>	95
<i>Table 37: Colorado Judicial Branch, Collections</i>	96
<i>Chart 5: Restitution Assessments and Collections (non-DOC)</i>	97-103
<i>Chart 6: Colorado Judicial Branch, Fiscal Year 2014 Statewide Total Appropriations</i>	104
<i>Chart 7: Colorado Judicial Branch, Fiscal Year 2014 Judicial Appropriation by Agency</i>	104
<i>Chart 8: Colorado Judicial Branch, Fiscal Year 2014 Judicial Appropriation by Major Program</i>	105
<i>Chart 9: Colorado Judicial Branch, Fiscal Year 2014 Judicial Appropriation by Major Cost Recovery</i>	105

VIII. COLORADO PROBATION

<i>List of Chief Probation Officers</i>	106
<i>Probation Overview</i>	107-110
<i>Table 38: Grand Totals –Adult Regular, Private, Juvenile Regular, Intensive Programs, Monitoring and Investigations for Fiscal Year 2013 and Fiscal Year 2014</i>	111
<i>Table 39: State Regular and Non-DUI/DWAI Private Combined Successful/Unsuccessful Terminations Fiscal Year 2014</i>	112

Regular Adult State Probation

<i>Table 40: Adult Probation: Fiscal Year 2014 Investigations</i>	113
<i>Table 41: Adult Probation: Fiscal Year 2014 New Clients by Offense Type</i>	114
<i>Table 42: Adult Probation: Fiscal Year 2014 New Clients by Court of Origin</i>	115
<i>Table 43: Adult Probation: Fiscal Year 2014 New Clients by Supervision Type</i>	116
<i>Table 44: Adult Probation: Fiscal Year 2014 New Clients by Gender</i>	117
<i>Table 45: Adult Probation: Fiscal Year 2014 New Clients by Age</i>	118
<i>Table 46: Adult Probation: Fiscal Year 2014 New Clients by Ethnic Group</i>	119
<i>Table 47: Adult Probation: Fiscal Year 2014 Successful/Unsuccessful Terminations</i>	120

<i>Table 48: Adult Probation: Fiscal Year 2014 All Probation Supervision Closure Types</i>	121
<i>Table 49: Adult Probation: Fiscal Year 2014 Type of Revocation</i>	122
<i>Table 50: Adult Probation: Fiscal Year 2014 Length of Stay</i>	123
<i>Table 51 Adult Probation: Fiscal Year 2014 Active Clients Risk Levels on June 30, 2014</i>	124
<i>Table 52: Adult Probation: State Adult and All Private Adult Probation Active Clients on June 30, 2014</i>	125

Private Probation

<i>Table 53: Private Probation: Fiscal Year 2014 New Clients by Supervision Type</i>	126
<i>Table 54: Private Probation: Fiscal Year 2014 New Clients by Gender</i>	127
<i>Table 55: Private Probation: Fiscal Year 2014 New Clients by Age: Non DUI/DWAI</i>	128
<i>Table 56: Private Probation: Fiscal Year 2014 New Clients by Age: DUI/DWAI</i>	129
<i>Table 57: Private Probation: Fiscal Year 2014 New Clients by Ethnic Group: Non DUI/DWAI</i>	130
<i>Table 58: Private Probation: Fiscal Year 2014 New Clients by Ethnic Group: DUI/DWAI</i>	131
<i>Table 59: Private Probation: Fiscal Year 2014 Successful/Unsuccessful Terminations</i>	132
<i>Table 60: Private Probation: Fiscal Year 2014 All Closure Types: Non DUI/DWAI</i>	133
<i>Table 61: Private Probation: Fiscal Year 2014 All Closure Types: DUI/DWAI</i>	134
<i>Table 62: Private Probation: Fiscal Year 2014 Type of Revocation</i>	135
<i>Table 63: Private Probation: Fiscal Year 2014 Length of Stay</i>	136
<i>Table 64: Private Probation: Fiscal Year 2014 Active Non-DUI/DWAI Client Risk Levels on June 30, 2014</i>	137
<i>Table 65: Private Probation: Fiscal Year 2014 Active DUI/DWAI Client Risk Levels on June 30, 2014</i>	138

Regular Juvenile Probation

<i>Table 66: Juvenile Probation: Fiscal Year 2014 Investigations</i>	139
<i>Table 67: Juvenile Probation: Fiscal Year 2014 New Clients by Offense Type</i>	140
<i>Table 68: Juvenile Probation: Fiscal Year 2014 New Clients by Supervision Type</i>	141
<i>Table 69: Juvenile Probation: Fiscal Year 2014 New Clients by Gender</i>	142
<i>Table 70: Juvenile Probation: Fiscal Year 2014 New Clients by Age</i>	143
<i>Table 71: Juvenile Probation: Fiscal Year 2014 New Clients by Ethnic Group</i>	144
<i>Table 72: Juvenile Probation: Fiscal Year 2014 Successful/Unsuccessful Terminations</i>	145
<i>Table 73: Juvenile Probation: Fiscal Year 2014 All Probation Supervision Closure Types</i>	146
<i>Table 74: Juvenile Probation: Fiscal Year 2014 Type of Revocation</i>	147

Table 75: Juvenile Probation: Fiscal Year 2014 Length of Stay _____ 148

Table 76: Juvenile Probation: Fiscal Year 2014 Active Client Risk Levels on June 30, 2014 _____ 149

Probation Intensive Programs:

Adult Intensive Supervision Probation (AISP):

Table 77: Adult Intensive Supervision (AISP)/Limit Setter Intensive Probation (LISP): Fiscal Year 2014 New Clients by Order Type _____ 150

Table 78: Adult Intensive Supervision (AISP)/Limit Setter Intensive Probation (LISP): Fiscal Year 2014 Successful/Unsuccessful Terminations _____ 151

Table 79: Adult Intensive Supervision (AISP)/Limit Setter Intensive Probation (LISP): Fiscal Year 2014 Discharges _____ 152

Table 80: Adult Intensive Supervision (AISP)/ Limit Setter Intensive Probation (LISP): Fiscal Year 2014 Type of Revocation _____ 153

Sex Offender Intensive Supervision Probation (SOISP):

Table 81: Sex Offender Intensive Supervision (SOISP): Fiscal Year 2014 New Clients by Order Type _____ 154

Table 82: Sex Offender Intensive Supervision (SOISP): Fiscal Year 2014 Successful/Unsuccessful Terminations _____ 155

Table 83: Sex Offender Intensive Supervision (SOISP): Fiscal Year 2014 Discharges 156

Table 84: Sex Offender Intensive Supervision (SOISP): Fiscal Year 2014 Type of Revocation _____ 157

Female Offender Program (FOP):

Table 85: Female Offender Program (FOP): Fiscal Year 2014 New Clients by Order Type _____ 158

Table 86: Female Offender Program (FOP): Fiscal Year 2014 Successful/Unsuccessful Terminations _____ 159

Table 87: Female Offender Program (FOP): Fiscal Year 2014 Discharges _____ 160

Table 88: Female Offender Program (FOP): Fiscal Year 2014 Type of Revocation ____ 161

Juvenile Intensive Supervision Probation (JISP):

Table 89: Juvenile Intensive Supervision (JISP): Fiscal Year 2014 New Clients by Order Type _____ 162

Table 90: Juvenile Intensive Supervision (JISP): Fiscal Year 2014 Successful/Unsuccessful Terminations _____ 163

Table 91: Juvenile Intensive Supervision (JISP): Fiscal Year 2014 Discharges _____ 164

Table 92: Juvenile Intensive Supervision (JISP): Fiscal Year 2014 Type of Revocation _____ 165

Intensive Programs Summary:

Table 93 Intensive Programs Active Clients Summary on June 30, 2014 _____ 166

Victim Services:

<i>Table 94: Summary of Victim Services Fiscal Year 2009 to Fiscal Year 2014</i>	_____	167
--	-------	-----

Alcohol and Drug Driving Safety Programs (ADDS):

<i>Table 95: ADDS: Fiscal Year 2014 New State DUI/DWAI Monitored Clients</i>	_____	168
--	-------	-----

<i>Table 96: ADDS: Fiscal Year 2014 New State DUI/DWAI Monitored Clients by Gender</i>	_____	169
--	-------	-----

<i>Table 97: ADDS: Fiscal Year 2014 New State DUI/DWAI Monitored Clients by Ethnic Group</i>	_____	170
--	-------	-----

<i>Table 98: ADDS: Fiscal Year 2014 New State DUI/DWAI Monitored Clients by Age</i>	__	171
---	----	-----

<i>Table 99: ADDS: Fiscal Year 2014 State DUI/DWAI Monitored Clients Successful/Unsuccessful Terminations</i>	_____	172
---	-------	-----

<i>Table 100: ADDS: Fiscal Year 2014 State DUI/DWAI Monitored Clients Closure Types</i>	_____	173
---	-------	-----

<i>Table 101: ADDS: Fiscal Year 2014 State DUI/DWAI Monitored Clients Type of Revocation</i>	_____	174
--	-------	-----

<i>Table 102: ADDS: Fiscal Year 2014 State DUI/DWAI Monitored Clients Length of Stay</i>	_____	175
--	-------	-----

<i>Table 103; ADDS: Fiscal Year 2014 Total Active DUI/DWAI Monitored Clients on June 30, 2014</i>	_____	176
---	-------	-----

IX. GLOSSARY OF TERMS

<i>Probation</i>	_____	177-178
------------------	-------	---------

<i>Supreme Court</i>	_____	179-180
----------------------	-------	---------

<i>Trial Courts</i>	_____	181-204
---------------------	-------	---------

Foreword

The Colorado Judicial Branch joins the Legislative and Executive branches to form the government of the State of Colorado. The Judicial Branch is charged with two responsibilities: resolving disputes and supervising offenders on probation.

The Colorado Judicial Department Annual Statistical Report for Fiscal Year 2014 provides information about the Colorado state courts. Profiled in this report are caseload statistics for the Colorado Supreme Court, Court of Appeals, District Courts, County Courts, Water Courts, as well as summarized financial information for the Judicial Department.

All references in this report reflect data gathered for Fiscal Year 2014 (July 1, 2013 through June 30, 2014), unless otherwise specified. This report is also available electronically by accessing the Colorado Judicial Department's Web site at www.courts.state.co.us. If you need additional information regarding this document, please contact the Office of the State Court Administrator, Court Services Division or Division of Probation Services at (720) 625-5000.

Our mission is to provide a

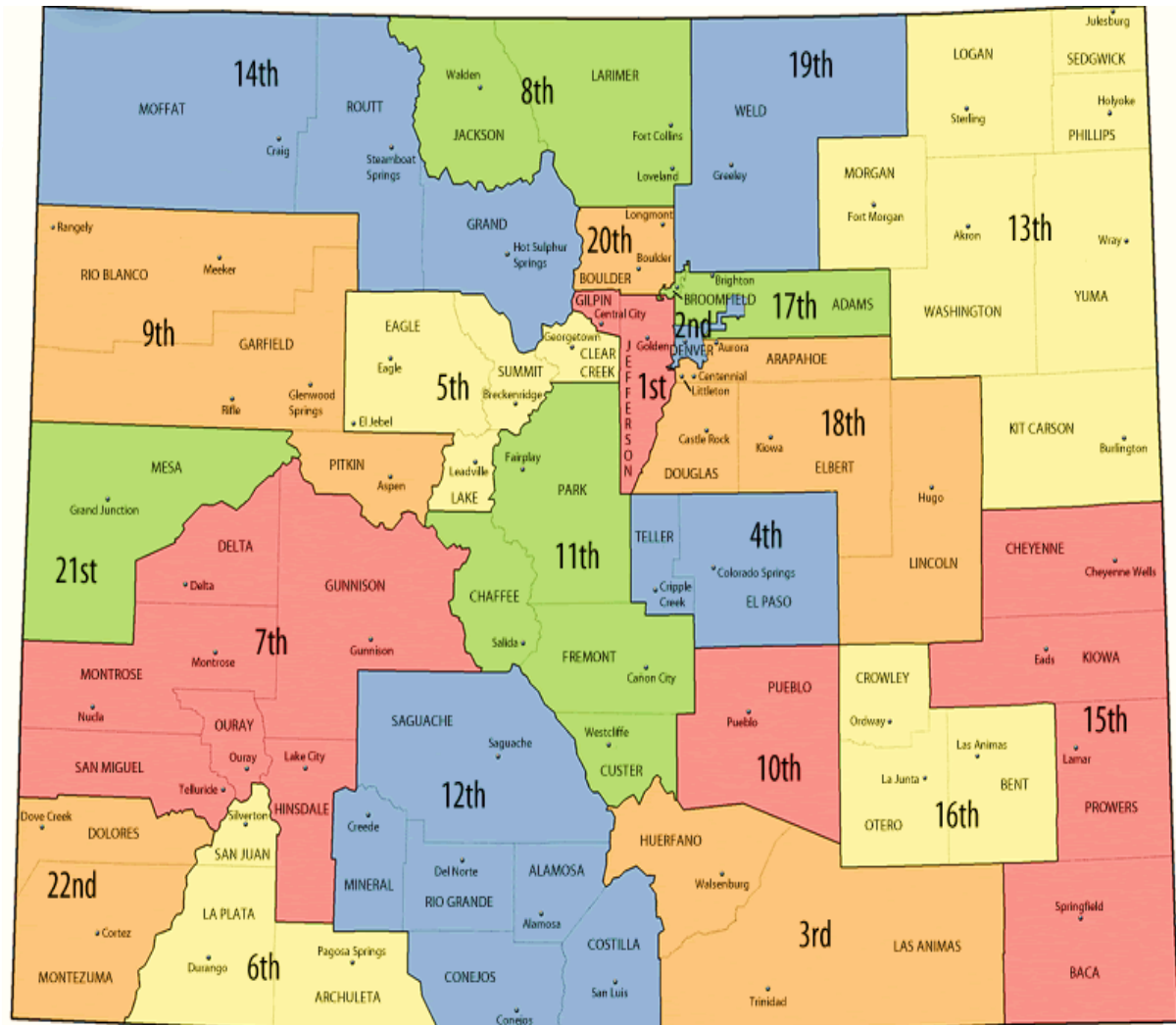
**FAIR AND
IMPARTIAL**
SYSTEM OF JUSTICE

- that -



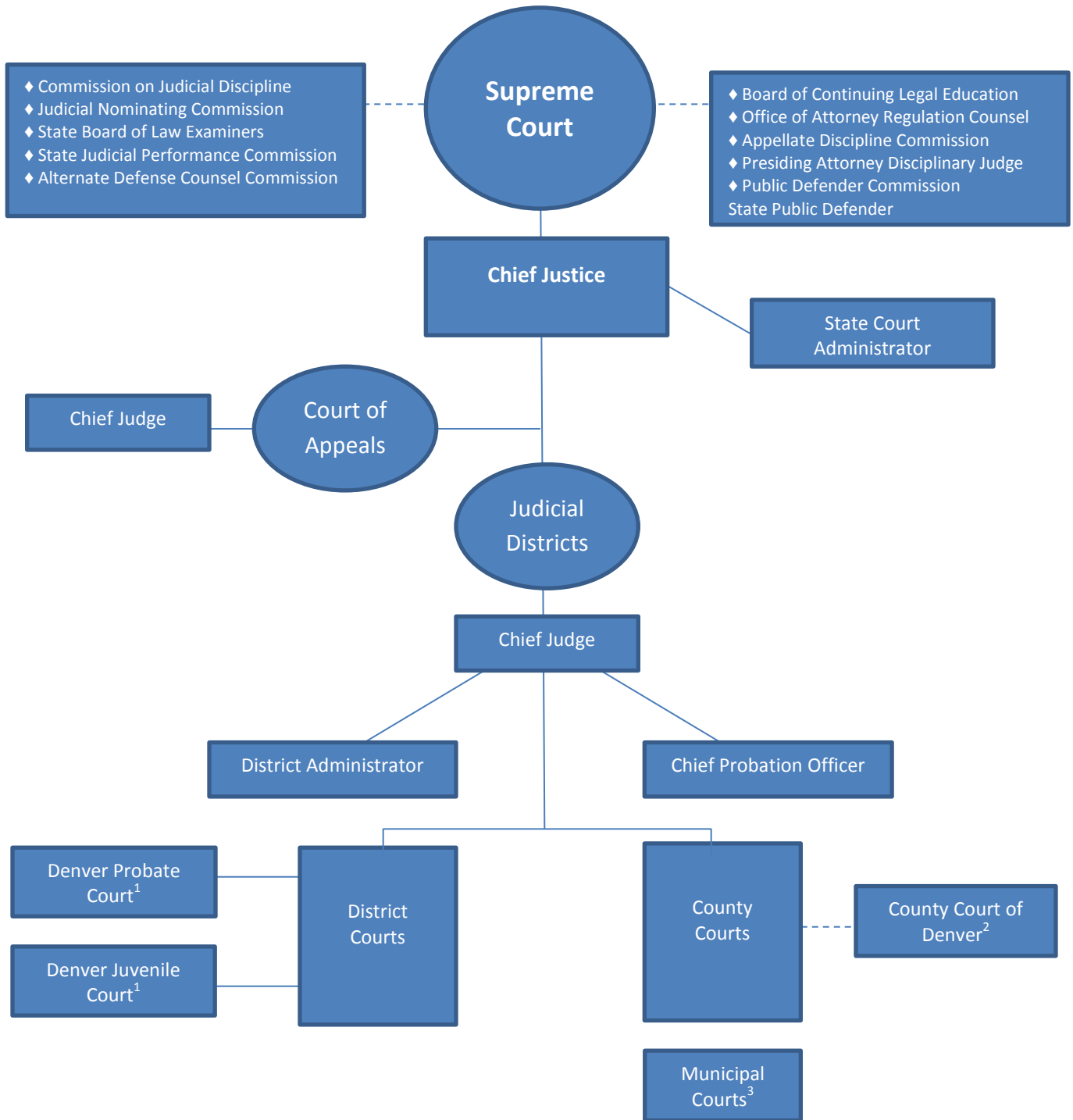
- Protects constitutional and statutory rights and liberties
- Assures equal access
- Provides fair, timely and constructive resolution of cases
- Enhances public safety
- Supervises offenders
- Facilitates victim and community reparation

Colorado Judicial Districts



Organization Chart of the Judicial Department

The Colorado court system consists of the Supreme Court, an intermediate Court of Appeals, district courts and county courts. Each county has both a district court and a county court. Special probate and juvenile courts created by the Colorado Constitution exist in the City and County of Denver. Colorado statutes also authorize locally funded municipal courts with jurisdiction limited to municipal ordinance violations.



1 Exclusive to the City and County of Denver. In the rest of the state, the district court is responsible for juvenile and probate matters.

2 The Denver County Court functions as a municipal as well as a county court and is separate from the state court system.

3 Created and maintained by local government but subject to Supreme Court rules and procedures.

**SECTION I:
SUPREME COURT**



SUPREME COURT

SUPREME COURT JUSTICES AND APPOINTMENT DATES

Chief Justice Nancy E. Rice: Appointed August 5, 1998
Became Chief Justice: January 8, 2014

Gregory J. Hobbs, Jr.: April 18, 1996

Nathan B. Coats: April 24, 2000

Alison H. Eid: February 15, 2006

Monica M. Márquez: September 8, 2010

Brian D. Boatright: November 21, 2011

William W. Hood, III: January 13, 2014

Colorado Supreme Court

The Colorado Supreme Court is the state's court of last resort. Its decisions are binding on all County and District Courts, as well as the Court of Appeals.

The Supreme Court is composed of seven justices who serve renewable 10-year terms. The Chief Justice is selected from the membership of the body and serves at the pleasure of the majority of the justices. The Chief Justice also serves as the executive head of the Colorado Judicial Department and is the ex officio chair of the Supreme Court Nominating Commission. The Chief Justice appoints the Chief Judge of the Court of Appeals and the Chief Judge of each of the state's 22 judicial districts, and is vested with the authority to assign judges (active or retired) to perform judicial duties.

Requests to review decisions of the Colorado Court of Appeals constitute a majority of the Supreme Court filings. The Supreme Court also has direct appellate jurisdiction over cases in which a statute has been held to be unconstitutional, cases involving decisions of the Public Utilities Commission, writs of habeas corpus, cases involving adjudication of water rights, summary proceedings initiated under the Election Code, and prosecutorial appeals concerning search and seizure questions in pending criminal proceedings. All of these appeals are filed directly with the Supreme Court, and, these cases bypass the Court of Appeals. The Supreme Court also has exclusive jurisdiction to promulgate rules governing practice and procedure in civil and criminal actions.

Colorado's attorneys are licensed and disciplined by the Supreme Court. The court's attorney regulation system, funded by attorney registration fees, regulates the profession. In addition, the court oversees the State Court Administrator, Board of Continuing Legal Education, Board of Law Examiners, Commission on Judicial Discipline, and Unauthorized Practice of Law Committee.

Oral arguments are open to the public and you are welcome to visit the court. The clerk's office can assist you in planning a court visit. For more information, please contact Clerk of the Colorado Supreme Court, at 2 East 14th Avenue, Denver, Colorado 80203; or call (720) 625-5150 or (800) 888-0001.

Case announcements, oral argument schedules, rules, Chief Justice Directives, protocols, links to committees and commissions, and general information about the court is available on the Judicial Branch's website at:

<http://www.courts.state.co.us/Index.cfm>.



**Supreme Court Caseload
FY 1978 to FY 2014**

Fiscal Year	Cases Pending July 1	Cases Filed	Total Caseload	Cases Terminated^(a)	Cases Pending June 30
1977-78	374	854	1,228	893	335
1978-79	350	941	1,291	877	414
1979-80	414	950	1,364	893	471
1980-81	471	966	1,437	979	458
1981-82	458	1,052	1,510	1,006	504
1982-83	504	971	1,475	1,038	437
1983-84	437	1,069	1,506	950	556
1984-85	556	967	1,523	1,011	512
1985-86	512	988	1,500	973	527
1986-87	527	970	1,497	1,036	461
1987-88	461	1,022	1,483	1,001	482
1988-89	482	1,198	1,680	1,215	465
1989-90	465	1,300	1,765	1,261	504
1990-91	504	1,265	1,769	1,326	443
1991-92	443	1,313	1,756	1,286	470
1992-93	470	1,251	1,721	1,261	460
1993-94	460	1,277	1,737	1,290	447
1994-95	447	1,358	1,805	1,316	489
1995-96	489	1,401	1,890	1,368	522
1996-97	522	1,511	2,033	1,432	601
1997-98	601	1,520	2,121	1,561	560
1998-99	560	1,525	2,085	1,609	476
1999-00	476	1,617	2,093	1,563	530
2000-01	530	1,367	1,897	1,425	472
2001-02	472	1,368	1,840	1,415	425
2002-03	425	1,401	1,826	1,441	385
2003-04	385	1,317	1,702	1,319	383
2004-05	383	1,466	1,849	1,451	398
2005-06	398	1,393	1,791	1,400	391
2006-07	391	1,534	1,925	1,450	475
2007-08	475	1,657	2,132	1,760	372
2008-09	372	1,643	2,015	1,554	461
2009-10	461	1,518	1,979	1,554	425
2010-11	425	1,387	1,812	1,440	372
2011-12	372	1,494	1,866	1,612	254
2012-13	254	1,457	1,711	1,508	203
2013-14	203	1,465	1,668	1,401	267

^(a) Terminations include cases transferred to the Court of Appeals.

**Distribution of Case Filings in the Supreme Court
FY 1990 to FY 2014**

Table 2				
Fiscal Year	Direct Filings	Transfers		Total Filings
		From Court of Appeals	Reopened Cases	
1989-90	1,284	15	1	1,300
1990-91	1,260	4	1	1,265
1991-92	1,292	21	0	1,313
1992-93	1,235	16	0	1,251
1993-94	1,270	7	0	1,277
1994-95	1,356	2	0	1,358
1995-96	1,389	11	1	1,401
1996-97	1,507	4	0	1,511
1997-98	1,517	3	0	1,520
1998-99	1,521	4	0	1,525
1999-00	1,613	4	0	1,617
2000-01	1,363	4	0	1,367
2001-02	1,361	7	0	1,368
2002-03	1,393	8	0	1,401
2003-04	1,310	7	0	1,317
2004-05	1,463	3	0	1,466
2005-06	1,387	6	0	1,393
2006-07	1,530	4	0	1,534
2007-08	1,653	4	0	1,657
2008-09	1,638	5	0	1,643
2009-10	1,504	14	0	1,518
2010-11	1,379	8	0	1,387
2011-12	1,485	9	0	1,494
2012-13	1,455	2	0	1,457
2013-14	1,458	7	0	1,465

**Distribution by Type of Case Filed in the Supreme Court
FY 2007 to FY 2014**

Table 3								
	06-07	07-08	08-09	09-10	10-11	11-12	12-13	13-14
Criminal Appeals	0	2	1	1	2	0	0	0
Original Proceedings	281	305	269	318	270	240	259	250
Petitions in Certiorari	1001	1078	1112	967	909	1005	1039	1026
Civil Appeals ^(a)	13	10	13	19	14	31	5	17
Interlocutories	15	25	17	19	18	16	9	12
Statutory Reviews ^(b)	8	24	4	16	15	14	4	0
Habeas Corpus	23	13	16	21	25	38	13	28
Bail Reductions	0	0	0	0	0	0	0	0
Non-Adversary Sentence Reviews	0	0	0	0	0	0	0	0
Interrogatories	1	0	0	1	0	0	0	0
Reapportionment	0	0	0	0	0	1	0	0
Reopened Cases	0	0	0	0	0	0	0	0
Rule 21.1	2	0	0	3	0	0	0	0
Judicial Discipline or Disability	1	0	0	0	0	0	0	1
Request for Stay Pending Appeal	0	0	1	0	0	0	0	0
Unauthorized Practice	5	5	21	12	18	17	10	11
Original Proceedings								
In Discipline	28	26	16	26	12	16	4	4
Disability	1	0	0	0	0	1	1	0
Continuing Legal Education	122	136	155	92	89	92	101	87
Multi-District Litigation	33	33	18	22	17	23	12	29
Total	1,534	1,657	1,643	1,517	1,387	1,494	1,457	1,465

^(a) Includes Public Utilities Commission, decisions, water cases, and constitutional questions

^(b) Includes Ballot Title Reviews

**Distribution of Case Terminations
FY 1992 to FY 2014**

Table 4					
Fiscal Year	Disposed of by Written Opinion	Disposed of Without Opinion	Total Dispositions	Transferred to Court of Appeals	Total Terminations
1991-92	216	1,058	1,274	12	1,286
1992-93	181	1,059	1,240	21	1,261
1993-94	192	1,093	1,285	5	1,290
1994-95	233	1,077	1,310	6	1,316
1995-96	193	1,176	1,369	1	1,370
1996-97	214	1,212	1,426	6	1,432
1997-98	187	1,372	1,559	2	1,561
1998-99	196	1,413	1,609	6	1,615
1999-00	111	1,452	1,563	0	1,563
2000-01	128	1,291	1,419	6	1,425
2001-02	121	1,287	1,408	7	1,415
2002-03	85	1,354	1,439	2	1,441
2003-04	89	1,228	1,317	2	1,319
2004-05	93	1,357	1,450	1	1,451
2005-06	78	1,321	1,399	1	1,400
2006-07	86	1,361	1,447	3	1,450
2007-08	99	1,658	1,757	3	1,760
2008-09	67	1,484	1,551	3	1,554
2009-10	75	1,478	1,553	1	1,554
2010-11	98	1,339	1,437	3	1,440
2011-12	76	1,533	1,609	3	1,612
2012-13	77	1,429	1,506	2	1,508
2013-14	88	1,313	1,401	0	1,431

**Supreme Court Written Opinions
FY 2005 to FY 2014**

Table 5					
	Number of Opinions Announcing Judgment of the Court	Number of Partial Concurrences and Dissents	Number of Dissents	Number of Concurrences and Special Concurrences	Total Number of Written Opinions
2004-05	89	5	34	6	134
2005-06	78	7	18	8	111
2006-07	83	2	19	12	116
2007-08	95	6	32	14	147
2008-09	66	3	33	8	110
2009-10	68	9	22	4	103
2010-11	98	9	29	4	140
2011-12	76	7	33	8	124
2012-13	77	6	27	11	121
2013-14	88	11	27	11	137

* Since FY2001, attorney discipline opinions are issued by the presiding disciplinary judge.

**Distribution of Supreme Court Cases at Issue and Not at Issue
End of FY 2014**

Table 6 Distribution of Supreme Court Cases at Issue End of FY 2014					
	Original Proceedings	Certiorari	Appeals	Grievances	Total
Cases at issue awaiting oral argument	0	0	0	0	0
Cases at issue awaiting submission of briefs	0	0	0	0	0
Cases orally argued awaiting opinion	1	16	1	0	18
Cases submitted without argument	3	0	2	0	5
Opinions announced awaiting action on rehearing	0	0	0	0	0
Total	4	16	3	0	23

Table 7 Distribution of Supreme Court Cases Not at Issue End of FY 2014	
Pending Cases	Total
Certiorari granted, awaiting briefs on merits	36
Certiorari pending	182
Appeals pending	7
Original proceedings pending	7
Interlocutory appeals pending	7
Grievance matters pending	3
Unauthorized practice pending	2
Judicial discipline pending	0
Total	244

SECTION II: COURT OF APPEALS



COURT OF APPEALS

COURT OF APPEALS JUDGES AND APPOINTMENT DATES

Chief Judge Alan M. Loeb: July 2, 2003;
Became Chief Judge October 1, 2013

Daniel M. Taubman: November 11, 1992

James S. Casebolt: February 12, 1994

John D. Dailey: January 7, 2000

John R. Webb: February 1, 2002

Dennis Graham: July 1, 2002

Robert D. Hawthorne: August 12, 2004

Gilbert M. Roman: August 1, 2005

David Furman: December 16, 2005

Steve Bernard: July 5, 2006

Diana Terry: July 5, 2006

Jerry N. Jones: July 5, 2006

Nancy J. Lichtenstein: April 30, 2008

Richard L. Gabriel: April 30, 2008

David J. Richman: June 30, 2008

Laurie A. Booras: January 13, 2009

Gale T. Miller: January 13, 2009

Maria Teresa "Terry" Fox: January 7, 2011

Stephanie Dunn: November 23, 2012

Anthony J. Navarro: January 18, 2013

Karen M Ashby: October 1, 2013

Michael H. Berger: December 17, 2013

Colorado Court of Appeals

The Colorado Court of Appeals is the state's intermediate appellate court. Twenty-Two judges, who sit in panels or divisions of three, serve renewable eight-year terms. The mission of the Court of Appeals is to provide the citizens of Colorado with clear, impartial and timely resolution of appealed orders and judgments as provided by law.

The body was created by statute; accordingly, jurisdiction is limited to areas specified by statute, together with the inherent powers granted to all courts in the state. However, in cases of first impression, or where existing law is not dispositive, the Court of Appeals is a law-making court.

The court of Appeals is generally the first court to hear appeals of judgments and orders in criminal, juvenile, civil, domestic relations and probate matters. In addition, the Court of Appeals has specific appellate jurisdiction over decisions originating from a number of state administrative boards and agencies, including the Industrial Claim Appeals Office. Its determination of an appeal is final unless the Colorado Supreme Court agrees to hear the matter.

Oral arguments are open to the public and you are always welcome to visit the court. For more information pertaining to the Court of Appeals, or to observe oral arguments, contact the Clerk of the Court at (720) 625-5150 or (800) 888-0001. The Court of Appeals is located at 2 East 14th Avenue, Denver, Colorado 80203.

General information about the court and links to published opinions, oral argument schedules, rules and forms and policies are available on-line at:

http://www.courts.state.co.us/Courts/Court_Of_Appeals/Index.cfm



**Caseload of Court of Appeals
FY1974 through FY2014**

Fiscal Year	Cases Pending July 1	Cases Filed	Cases Terminated	Cases Pending June 30
1974-75	359	858	625	592
1975-76	592	915	833	674
1976-77	674	1,128	918	884
1977-78	884	1,119	1,000	1,003
1978-79	1,003	1,214	1,119	1,098
1979-80	1,098	1,207	1,164	1,141
1980-81	1,139	1,285	1,213	1,211
1981-82	1,211	1,512	1,320	1,403
1982-83	1,403	1,453	1,381	1,475
1983-84	1,475	1,580	1,411	1,644
1984-85	1,644	1,631	1,396	1,879
1985-86	1,879	1,917	1,630	2,166
1986-87	2,166	1,930	1,602	2,494
1987-88	2,494	1,946	2,034	2,406
1988-89	2,406	2,012	2,193	2,225
1989-90	2,225	2,270	2,144	2,351
1990-91	2,351	2,147	2,192	2,306
1991-92	2,306	2,201	2,335	2,172
1992-93	2,172	2,109	2,269	2,012
1993-94	2,012	2,287	2,192	2,107
1994-95	2,107	2,179	2,156	2,130
1995-96	2,130	2,289	2,318	2,101
1996-97	2,101	2,245	2,274	2,072
1997-98	2,072	2,410	2,231	2,251
1998-99	2,251	2,647	2,458	2,440
1999-00*	2,440	2,502	2,599	2,343
2000-01	2,343	2,335	2,414	2,264
2001-02	2,264	2,673	2,463	2,474
2002-03*	2,474	2,589	2,510	2,553
2003-04*	2,553	2,558	2,511	2,600
2004-05*	2,600	2,766	2,542	2,824
2005-06	2,824	2,748	2,622	2,950
2006-07	2,950	2,548	2,810	2,688
2007-08	2,688	2,753	2,761	2,680
2008-09	2,680	2,809	2,994	2,495
2009-10	2,495	2,890	2,625	2,760
2010-11	2,760	2,742	2,690	2,812
2011-12	2,812	2,711	2,765	2,758
2012-13	2,758	2,539	2,608	2,689
2013-14	2,689	2,458	2,605	2,542

*Terminated and pending case totals for FY 2000, and 2003-2005 have been amended to reflect a manual count of open cases.

**Distribution of Case Filings and Terminations
FY 2013 and FY 2014**

Table 9

Distribution of Case Filings and Percent Change

Case Filings	FY 2013	FY 2014	% Change
Criminal	1,068	1,030	-3.6%
Civil	990	995	0.5%
ICAO ⁽¹⁾	255	209	-18.0%
Other (juvenile, agency)	226	224	-0.9%
Total	2,539	2,458	-3.2%

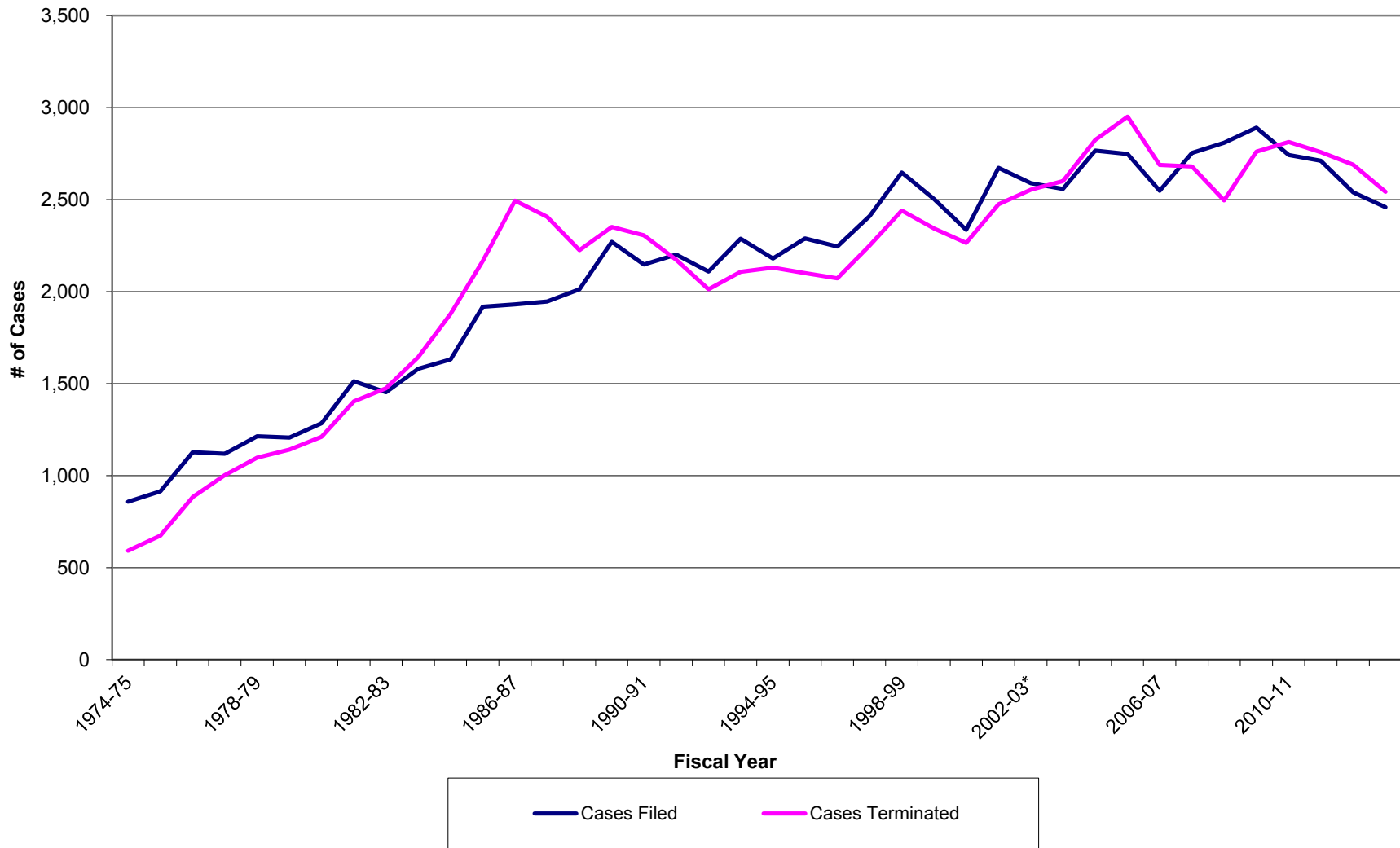
⁽¹⁾ Industrial Claims Appeals Office

Table 10

Distribution of Case Terminations and Percent Change

Case Terminations	FY 2013	FY 2014	% Change
Published Opinions	208	154	-26.0%
Unpublished Opinions	1,597	1,618	1.3%
Dismissed	801	826	3.1%
Transferred to Supreme Court	2	7	250.0%
Total	2,608	2,605	-0.1%

Colorado Court of Appeals Chart A



**SECTION III:
DISTRICT COURT**



DISTRICT COURT JUDGES*

FIRST JUDICIAL DISTRICT

Stephen M. Munsinger, Chief Judge
Randall C. Arp
Jack W. Berryhill
Margie Enquist
Dennis Hall
Philip J. McNulty
Ann Gail Meinster
Christopher J. Munch
Lily W. Oeffler
Christie Phillips
Jeffrey R. Pilkington
Tamara Russell
Christopher Zenisek

SECOND JUDICIAL DISTRICT

Michael A. Martinez, Chief Judge
Robert S. Hyatt
Karen L. Brody
Edward D. Bronfin
Ross Buchanan
Martin F. Egelhoff
J. Eric Elliff
Ann B. Frick
Kandace Gerdes
Shelley I. Gilman
Norman D. Haglund
Morris B. Hoffman
William W. Hood
A. Bruce Jones
Kenneth M. Laff
Catherine A. Lemon
John W. Madden, IV
Anne M. Mansfield
McCallin
Robert L. McGahey, Jr.
R. Michael Mullins
Sheila A. Rappaport
William D. Robbins
Elizabeth A. Starrs
Herbert L. Stern, III
Michael J. Vallejos
Brian Whitney

DENVER JUVENILE COURT

David Brett Woods, Presiding Judge
Karen M. Ashby Presiding Judge
Donna J. Schmalberger
Laurie Clark

DENVER PROBATE COURT

Elizabeth D. Leith, Presiding Judge

THIRD JUDICIAL DISTRICT

Claude W. Appel, Chief Judge
Leslie J. Gerbracht

FOURTH JUDICIAL DISTRICT

Gilbert Martinez, Chief Judge
William B. Bain
Robin Chittum
Theresa M. Cisneros
Edward S. Colt
Jann DuBois
David A. Gilbert
Deborah J. Grohs
Barbara L. Hughes
Barney Iuppa
Thomas K. Kane
Thomas L. Kennedy
Robert L. Lowrey
Michael P. McHenry
G. David Miller
David Prince
Marla Prudek
Timothy Schutz
Larry E. Schwartz
Scott A. Sells
David L. Shakes
Gregory R. Werner

FIFTH JUDICIAL DISTRICT

Mark D. Thompson, Chief Judge
Paul R. Dunkelman
Frederick W. Gannett
Russell H. Granger
D. Wayne Patton
Karen A. Romeo
R. Thomas Moorhead, Chief Judge

SIXTH JUDICIAL DISTRICT

Gregory G. Lyman, Chief Judge
Suzanne F. Carlson
William L. Herringer
Jeffrey R. Wilson

SEVENTH JUDICIAL DISTRICT

J. Steven Patrick, Chief Judge
Charles R. Greenacre
Jeff B. Herron
James W. Schum
Mary E. Deganhart

EIGHTH JUDICIAL DISTRICT

Stephen J. Schapanski, Chief Judge
Carroll Michelle Brinegar
Julie K. Field
Thomas R. French
Stephen E. Howard
Daniel J. Kaup
Gregory M. Lammons
Deven R. Odell
Dave Williams

NINTH JUDICIAL DISTRICT

James B. Boyd, Chief Judge
Denise K. Lynch
John F. Neiley
Gail H. Nichols
Daniel B. Petre

TENTH JUDICIAL DISTRICT

Deborah R. Eyer, Chief Judge
William Alexander
David W. Crockenberg
Thomas B. Flesher
Jill S. Mattoon
Victor I. Reyes
Larry C. Schwartz

ELEVENTH JUDICIAL DISTRICT

Charles M. Barton, Chief Judge
Stephen A. Groome
Patrick W. Murphy
David M. Thorson

TWELFTH JUDICIAL DISTRICT

Pattie P. Swift, Chief Judge
Martin A. Gonzales
Michael A. Gonzales

THIRTEENTH JUDICIAL DISTRICT

Michael K. Singer, Chief Judge
Charles M. Hobbs
Kevin Hoyer
Douglas R. Vannoy

FOURTEENTH JUDICIAL DISTRICT

Michael A. O'Hara III, Chief Judge
Shelley A. Hill
Mary C. Hoak

FIFTEENTH JUDICIAL DISTRICT

Stanley A. Brinkley, Chief Judge
P. Douglas Tallman

SIXTEENTH JUDICIAL DISTRICT

Mark A. MacDonnell, Chief Judge
Michael A. Schiferl

SEVENTEENTH JUDICIAL DISTRICT

Patrick T. Murphy, Chief Judge
C. Vincent Phelps, Jr., Chief Judge
Emily Anderson
C. Scott Crabtree
Katherine R. Delgado
Thomas R. Ensor
F. Michael Goodbee
Robert W. Kiesnowski, Jr.
Chris Melonakis
Edward C. Moss
John E. Popovich, Jr.
Jill-Ellyn Straus
Ted C. Tow
Mark D. Warner
Francis C. Wasserman
Craig R. Welling

EIGHTEENTH JUDICIAL DISTRICT

Carlos Armando Samour, Jr., Chief Judge
William B. Sylvester, Chief Judge
Michelle Amico
Marilyn Leonard Antrim
Angela R. Arkin
Richard B. Caschette
F. Stephen Collins
Christopher C. Cross
Timothy L. Fasing
J. Mark Hannen
Jeffrey K. Holmes
Kurt A. Horton
Paul A. King
Charles M. Pratt
Gerald J. Rafferty
Teresa Slade
Michael Spear
Elizabeth B. Volz
Elizabeth A. Weishaupl
John Wheeler
Vincent R. White

NINETEENTH JUDICIAL DISTRICT

James F. Hartmann, Chief Judge
W. Troy Hause
Julie Hoskins
Timothy Kerns
Marcelo A. Kopcow
Daniel S. Maus
Thomas J. Quammen
Elizabeth B. Strobel
Todd Taylor
Dinsmore Tuttle

TWENTIETH JUDICIAL DISTRICT

Maria Berkenkotter, Chief Judge
Roxanne Bailin, Chief Judge
Ingrid S. Bakke
Patrick Butler
Andrew Hartman
Judith LaBuda
Bruce Langer
Andrew MacDonald
Dolores Mallard
Thomas F. Mulvahill
M. Gwyneth Whalen

TWENTY-FIRST JUDICIAL DISTRICT

David A. Bottger, Chief Judge
Thomas M. Deister
Brian J. Flynn
Dick Gurley
Valerie J. Robinson

TWENTY-SECOND JUDICIAL DISTRICT

Douglas S. Walker, Chief Judge
Todd J. Plewe

*This list consists of Judges that served during FY2014.

District Court

Colorado is sectioned into 22 Judicial Districts encompassing all 64 counties. Across the state, district boundaries are aligned with county lines – some districts include just one county, while others include as many as seven counties. Each district has at least one district court location. The Supreme Court Chief Justice appoints a Chief Judge for each district to serve as the Chief Judicial Officer. In addition, each district has at least one other district court judge who may preside in more than one district court within that judicial district, particularly in rural areas of the state. There were 189 district judges during Fiscal Year 2014.

District judges preside over felony criminal matters, civil claims in any amount, juvenile matters (including adoption, dependency and neglect matters, juvenile delinquency, and paternity actions), probate, mental health, divorce proceedings, and water cases. Additionally, district judges preside over jury trials, handle appeals from Colorado's municipal and county courts, and review decisions of administrative boards and agencies. District decisions may be appealed to the Colorado Court of Appeals and/or to the Colorado Supreme Court.

In Fiscal Year 2014, there were 216,073 case filings at the district court level (excluding water cases). Colorado's district courts were able to terminate 216,735 cases during that same 12-month period. Compared to Fiscal Year 2013, district court filings in Fiscal Year 2014 have decreased by 6.25 percent declining from 230,481 cases to the current level of filings. The greatest area of decrease was in Civil filings, which decreased by 11 percent. The greatest area of growth was in Mental Health filings, which increased by 10.49 percent during Fiscal Year 2014.

Information specific to each of the 22 Judicial Districts, including contact information, is available at [Judicial Districts](#).

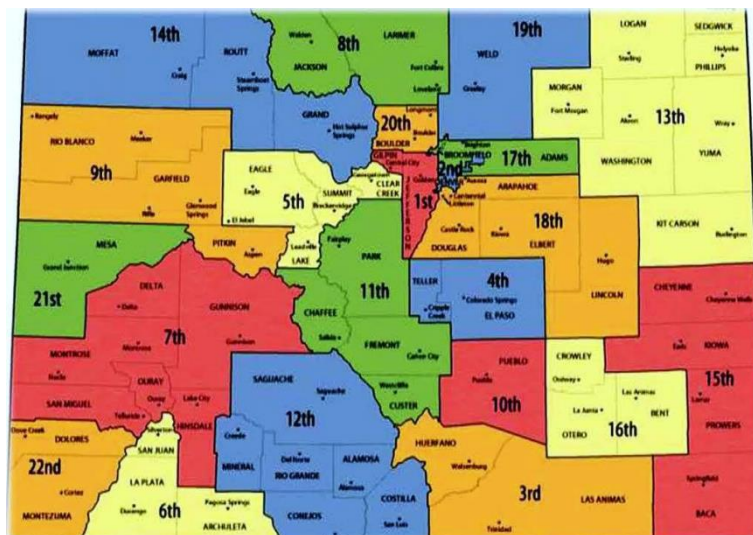
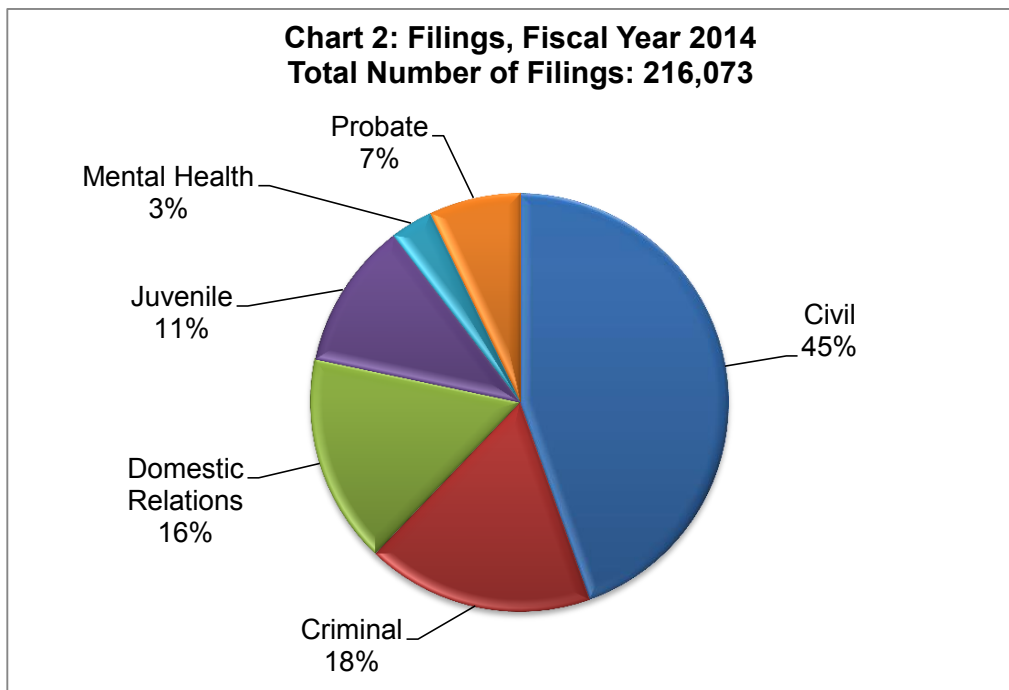
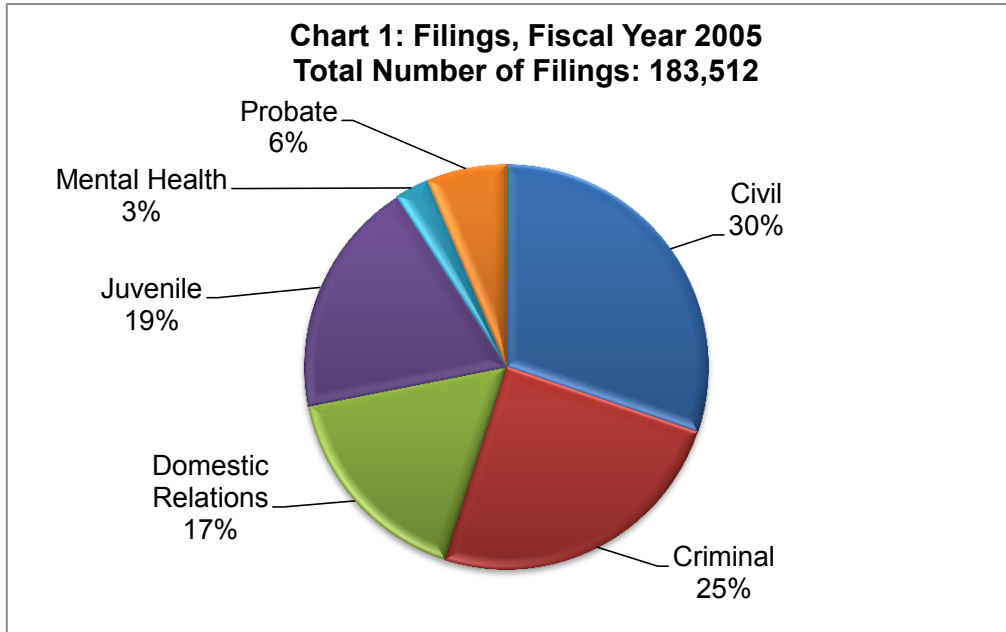


Chart 1 and Chart 2: District Case Filings Proportion of Cases by Class Ten Year Comparison



**Table 11: District Court Filings, Terminations, and Percent Change
Fiscal Year 2013 and Fiscal Year 2014**

Filings Compared to Previous Year			
Case Class	FY13	FY14	Percent Change
Civil	108,634	96,325	-11.33%
Criminal	37,888	37,966	0.21%
Domestic Relations	34,630	34,907	0.80%
Juvenile	27,296	24,600	-9.88%
Mental Health	6,480	7,072	9.14%
Probate	15,553	15,203	-2.25%
Total	230,481	216,073	-6.25%

Terminations Compared to Previous Year			
Case Class	FY13	FY14	Percent Change
Civil	111,606	97,728	-12.43%
Criminal	37,293	37,615	0.86%
Domestic Relations	34,593	35,067	1.37%
Juvenile	26,951	23,866	-11.45%
Mental Health	6,531	7,072	8.28%
Probate	15,578	15,387	-1.23%
Total	232,552	216,735	-6.80%

**Table 12: District Court Caseload
Fiscal Year 2005 to Fiscal Year 2014**

Case Class	FY05	FY06	FY07	FY08	FY09	FY10	FY11	FY12	FY13	FY14
CIVIL										
New Cases Filed	55,465	60,546	64,603	64,199	67,480	116,346	125,597	169,055	108,634	96,325
Cases Terminated	54,912	59,146	65,029	64,021	65,909	117,836	126,804	169,186	111,606	97,728
CRIMINAL										
New Cases Filed	45,405	46,501	44,245	40,494	39,464	36,993	35,966	35,551	37,888	37,966
Cases Terminated	42,569	46,127	45,200	43,396	40,169	37,905	36,324	34,957	37,293	37,615
DOMESTIC RELATIONS										
New Cases Filed	31,064	32,481	32,230	33,025	33,190	35,624	36,009	35,434	34,630	34,907
Cases Terminated	31,197	32,316	31,933	32,518	32,426	34,965	35,748	35,683	34,593	35,067
JUVENILE										
New Cases Filed	34,851	33,709	32,500	33,370	32,165	30,360	29,958	28,731	27,296	24,600
Cases Terminated	33,546	32,960	30,993	32,391	30,170	29,855	29,326	26,462	26,951	23,866
MENTAL HEALTH										
New Cases Filed	5,021	4,653	4,459	4,713	4,795	5,159	5,543	6,064	6,480	7,072
Cases Terminated	4,782	4,679	4,626	4,487	4,865	5,127	5,483	5,744	6,531	7,072
PROBATE										
New Cases Filed	11,706	11,525	11,198	11,551	11,443	12,189	13,655	14,042	15,553	15,203
Cases Terminated	12,989	11,164	11,187	12,574	11,780	12,777	14,067	17,387	15,578	15,387
TOTAL										
<i>New Cases Filed</i>	<i>183,512</i>	<i>189,415</i>	<i>189,235</i>	<i>187,352</i>	<i>188,537</i>	<i>236,671</i>	<i>246,728</i>	<i>288,877</i>	<i>230,481</i>	<i>216,073</i>
<i>Cases Terminated</i>	<i>179,995</i>	<i>186,392</i>	<i>188,968</i>	<i>189,387</i>	<i>185,319</i>	<i>238,465</i>	<i>247,752</i>	<i>289,419</i>	<i>232,552</i>	<i>216,735</i>

**Table 13: District Court Filings, Terminations, and Percent Change
Fiscal Year 2013 and Fiscal Year 2014**

District	Filings			Terminations		
	FY13	FY14	Percent Change	FY13	FY14	Percent Change
1	21,973	20,638	-6.08%	22,317	20,776	-6.91%
2	33,434	31,224	-6.61%	33,930	31,382	-7.51%
2nd Juvenile	4,025	3,610	-10.31%	3,890	3,357	-13.70%
2nd Probate	3,389	3,281	-3.19%	3,492	3,626	3.84%
3	1,373	1,304	-5.03%	1,349	1,282	-4.97%
4	29,167	28,089	-3.70%	29,451	28,149	-4.42%
5	4,300	3,862	-10.19%	4,546	3,817	-16.04%
6	2,755	2,630	-4.54%	2,877	2,614	-9.14%
7	4,071	3,723	-8.55%	4,216	3,830	-9.16%
8	10,888	10,200	-6.32%	10,907	10,143	-7.00%
9	3,830	3,340	-12.79%	3,975	3,428	-13.76%
10	8,421	8,476	0.65%	8,416	8,416	0.00%
11	3,696	3,459	-6.41%	3,677	3,389	-7.83%
12	2,637	2,545	-3.49%	2,490	2,619	5.18%
13	3,363	3,115	-7.37%	3,347	3,206	-4.21%
14	2,384	1,980	-16.95%	2,473	2,072	-16.22%
15	969	962	-0.72%	1,021	985	-3.53%
16	1,439	1,409	-2.08%	1,498	1,458	-2.67%
17	22,069	20,576	-6.77%	22,025	20,778	-5.66%
18	34,500	31,897	-7.54%	34,991	32,087	-8.30%
19	11,900	10,933	-8.13%	11,540	10,539	-8.67%
20	10,668	9,993	-6.33%	10,781	10,015	-7.11%
21	8,115	7,704	-5.06%	8,039	7,656	-4.76%
22	1,206	1,123	-6.88%	1,304	1,111	-14.80%
State Total(a)	230,572	216,073	-6.29%	232,552	216,735	-6.80%

(a) Totals do not include Water Court.

**Table 14: District Court Filings and Terminations
Fiscal Year 2014**

District	Court Location	Criminal		Civil		Domestic Relations		Juvenile		Mental Health		Probate		Total	
		Filings	Term.	Filings	Term.	Filings	Term.	Filings	Term.	Filings	Term.	Filings	Term.	Filings	Term.
1	Gilpin	128	142	134	143	30	35	26	24	3	3	14	22	335	369
	Jefferson	3,475	3,508	8,699	8,763	3,412	3,535	2,245	2,203	721	672	1,751	1,726	20,303	20,407
	Total	3,603	3,650	8,833	8,906	3,442	3,570	2,271	2,227	724	675	1,765	1,748	20,638	20,776
2	Denver	4,832	4,932	21,794	21,977	4,598	4,473	n/a	n/a	n/a	n/a	n/a	n/a	31,224	31,382
	Denver Juvenile	n/a	n/a	n/a	n/a	n/a	n/a	3,610	3,357	n/a	n/a	n/a	n/a	3,610	3,357
	Denver Probate	n/a	n/a	n/a	n/a	n/a	n/a	n/a	n/a	1,108	1,182	2,173	2,444	3,281	3,626
	Total	4,832	4,932	21,794	21,977	4,598	4,473	3,610	3,357	1,108	1,182	2,173	2,444	38,115	38,365
3	Huerfano	128	121	118	118	59	57	58	52	2	2	45	48	410	398
	Las Animas	273	277	267	275	118	134	190	148	3	5	43	45	894	884
	Total	401	398	385	393	177	191	248	200	5	7	88	93	1,304	1,282
4	El Paso	5,110	5,295	10,469	10,484	5,665	5,579	3,296	3,169	969	981	1,676	1,678	27,185	27,186
	Teller	161	204	426	437	122	135	118	110	9	9	68	68	904	963
	Total	5,271	5,499	10,895	10,921	5,787	5,714	3,414	3,279	978	990	1,744	1,746	28,089	28,149
5	Clear Creek	89	68	160	171	50	45	114	121	2	1	34	33	449	439
	Eagle	273	314	1,205	1,203	237	255	116	102	8	6	125	110	1,964	1,990
	Lake	85	87	107	100	61	55	35	30	7	7	13	11	308	290
	Summit	270	224	585	606	121	126	84	68	11	7	70	67	1,141	1,098
	Total	717	693	2,057	2,080	469	481	349	321	28	21	242	221	3,862	3,817
6	Archuleta	85	76	245	277	90	98	39	52	8	8	73	71	540	582
	La Plata	600	512	723	747	304	318	147	140	72	75	188	182	2,034	1,974
	San Juan	7	5	39	44	3	4	1	1	0	0	6	4	56	58
	Total	692	593	1,007	1,068	397	420	187	193	80	83	267	257	2,630	2,614
7	Delta	144	168	468	491	229	251	134	108	6	6	135	127	1,116	1,151
	Gunnison	108	102	280	287	66	77	30	29	1	1	47	50	532	546
	Hinsdale	2	5	13	15	1	3	1	0	0	0	5	5	22	28
	Montrose	330	295	595	631	329	343	191	199	7	6	156	159	1,608	1,633
	Ouray	12	14	76	84	25	23	4	2	0	0	21	20	138	143
	San Miguel	47	45	175	194	52	56	12	15	2	1	19	18	307	329
Total	643	629	1,607	1,702	702	753	372	353	16	14	383	379	3,723	3,830	
8	Jackson	9	11	12	11	10	4	3	3	0	0	8	10	42	39
	Larimer	1,886	1,853	3,660	3,721	1,829	1,863	1,574	1,465	396	394	813	808	10,158	10,104
	Total	1,895	1,864	3,672	3,732	1,839	1,867	1,577	1,468	396	394	821	818	10,200	10,143
9	Garfield	441	397	1,149	1,160	415	437	228	261	23	21	91	90	2,347	2,366
	Pitkin	70	76	454	483	91	96	32	40	10	13	65	71	722	779
	Rio Blanco	50	53	105	114	33	35	39	35	1	1	43	45	271	283
	Total	561	526	1,708	1,757	539	568	299	336	34	35	199	206	3,340	3,428
10	Pueblo	2,261	2,116	3,062	3,114	1,246	1,273	870	900	485	466	552	547	8,476	8,416
11	Chaffee	147	164	258	271	140	125	63	68	11	11	58	61	677	700
	Custer	23	37	60	73	17	18	9	10	2	2	20	18	131	158
	Fremont	399	399	758	723	337	348	374	380	41	40	158	158	2,067	2,048
	Park	75	63	289	201	87	95	38	27	10	10	85	87	584	483
	Total	644	663	1,365	1,268	581	586	484	485	64	63	321	324	3,459	3,389

**Table 14: District Court Filings and Terminations
Fiscal Year 2014**

District	Court Location	Criminal		Civil		Domestic Relations		Juvenile		Mental Health		Probate		Total	
		Filings	Term.	Filings	Term.	Filings	Term.	Filings	Term.	Filings	Term.	Filings	Term.	Filings	Term.
12	Alamosa	329	358	306	312	192	201	179	184	8	8	60	68	1,074	1,131
	Conejos	68	64	87	84	47	43	54	37	4	4	34	26	294	258
	Costilla	62	67	61	64	24	31	21	20	1	2	75	82	244	266
	Mineral	4	9	17	17	5	7	2	4	1	1	6	10	35	48
	Rio Grande	159	171	211	213	85	72	135	120	5	9	59	64	654	649
	Saguache	61	59	82	101	49	42	30	27	3	6	19	32	244	267
	Total	683	728	764	791	402	396	421	392	22	30	253	282	2,545	2,619
13	Kit Carson	74	104	99	112	39	47	44	39	17	17	49	49	322	368
	Logan	290	299	275	283	125	135	139	150	33	31	91	111	953	1,009
	Morgan	262	237	324	326	220	218	187	173	37	32	100	97	1,130	1,083
	Phillips	11	17	42	40	27	30	13	14	0	0	18	19	111	120
	Sedgwick	17	18	33	37	15	15	6	8	0	0	15	15	86	93
	Washington	25	27	61	60	25	28	22	22	1	2	53	56	187	195
	Yuma	60	70	111	110	44	45	43	42	14	13	54	58	326	338
Total	739	772	945	968	495	518	454	448	102	95	380	405	3,115	3,206	
14	Grand	90	94	289	309	68	75	21	19	3	2	42	43	513	542
	Moffat	170	187	221	220	106	119	77	82	3	4	65	62	642	674
	Routt	131	130	472	502	127	126	33	35	1	3	61	60	825	856
	Total	391	411	982	1,031	301	320	131	136	7	9	168	165	1,980	2,072
15	Baca	45	39	37	37	18	20	18	19	7	6	37	38	162	159
	Cheyenne	17	10	17	17	7	16	8	7	4	4	16	17	69	71
	Kiowa	16	8	12	14	2	5	11	10	0	0	24	21	65	58
	Prowers	202	217	163	174	114	121	113	112	9	11	65	62	666	697
	Total	280	274	229	242	141	162	150	148	20	21	142	138	962	985
16	Bent	65	49	98	140	42	42	41	42	1	2	40	42	287	317
	Crowley	39	42	75	80	32	32	25	28	3	3	16	17	190	202
	Otero	240	230	250	260	165	153	157	172	25	27	95	97	932	939
	Total	344	321	423	480	239	227	223	242	29	32	151	156	1,409	1,458
17	Adams	3,713	3,776	8,890	8,976	2,939	2,863	2,065	2,100	396	406	837	863	18,840	18,984
	Broomfield	303	313	735	773	363	353	154	168	59	68	122	119	1,736	1,794
	Total	4,016	4,089	9,625	9,749	3,302	3,216	2,219	2,268	455	474	959	982	20,576	20,778
18	Arapahoe	3,033	2,812	11,176	11,477	3,684	3,901	2,614	2,577	796	786	1,526	1,495	22,829	23,048
	Douglas	765	748	4,101	4,242	1,622	1,538	942	925	220	206	490	480	8,140	8,139
	Elbert	62	60	323	318	132	139	54	52	16	15	54	47	641	631
	Lincoln	115	101	69	67	32	23	40	38	5	6	26	34	287	269
	Total	3,975	3,721	15,669	16,104	5,470	5,601	3,650	3,592	1,037	1,013	2,096	2,056	31,897	32,087
19	Weld	2,234	2,074	4,045	4,048	1,779	1,737	1,678	1,531	211	210	986	939	10,933	10,539
20	Boulder	1,929	1,834	4,110	4,242	1,463	1,464	1,042	1,053	537	526	912	896	9,993	10,015
21	Mesa	1,570	1,555	2,713	2,721	1,344	1,335	885	866	713	711	479	468	7,704	7,656
22	Dolores	8	10	30	32	11	10	0	0	0	0	15	15	58	67
	Montezuma	277	263	405	402	183	185	66	71	21	21	107	102	1,059	1,044
	Total	285	273	435	434	194	195	66	71	21	21	122	117	1,123	1,111
State Total		37,966	37,615	96,325	97,728	34,907	35,067	24,600	23,866	7,072	7,072	15,203	15,387	216,073	216,735

**Table 15: Court and Jury Trials for District Court
Fiscal Year 2014**

District	Court Location	Criminal		Civil		Juvenile		Total	
		Court Trials	Jury Trials	Court Trials	Jury Trials	Court Trials	Jury Trials	Court Trials	Jury Trials
1	Gilpin	1	4	3	0	0	0	4	4
	Jefferson	2	81	24	27	13	1	39	109
	<i>Total</i>	3	85	27	27	13	1	43	113
2	Denver	1	112	66	69	0	0	67	181
	Denver Juvenile	0	0	0	0	50	3	50	3
	<i>Total</i>	1	112	66	69	13	2	117	184
3	Huerfano	0	0	0	0	1	0	1	0
	Las Animas	0	2	1	1	1	1	2	4
	<i>Total</i>	0	2	1	1	2	1	3	4
4	El Paso	1	180	17	30	20	5	38	215
	Teller	0	7	1	4	0	0	1	11
	<i>Total</i>	1	187	18	34	20	5	39	226
5	Clear Creek	0	0	2	0	1	0	3	0
	Eagle	0	7	4	2	0	0	4	9
	Lake	0	0	0	0	0	0	0	0
	Summit	0	5	3	2	0	0	3	7
	<i>Total</i>	0	12	9	4	1	0	10	16
6	Archuleta	0	4	1	0	0	1	1	5
	La Plata	0	3	2	1	1	1	3	5
	San Juan	0	1	0	0	0	0	0	1
	<i>Total</i>	0	8	3	1	1	2	4	11
7	Delta	0	1	3	0	0	0	3	1
	Gunnison	0	1	0	1	0	0	0	2
	Hinsdale	0	0	0	0	0	0	0	0
	Montrose	0	2	1	0	0	0	1	2
	Ouray	0	0	1	0	0	0	1	0
	San Miguel	0	0	3	1	0	0	3	1
	<i>Total</i>	0	4	8	2	0	0	8	6
8	Jackson	0	0	1	0	0	0	1	0
	Larimer	2	30	12	11	2	0	16	41
	<i>Total</i>	2	30	13	11	2	0	17	41
9	Garfield	0	4	5	3	0	0	5	7
	Pitkin	0	3	2	0	0	0	2	3
	Rio Blanco	0	1	2	0	0	0	2	1
	<i>Total</i>	0	8	9	3	0	0	9	11
10	Pueblo	1	34	3	13	8	0	12	47
11	Chaffee	0	3	3	0	0	0	3	3
	Custer	0	0	0	1	0	0	0	1
	Fremont	0	8	3	0	1	2	4	10
	Park	0	1	1	1	1	0	2	2
	<i>Total</i>	0	12	7	2	2	2	9	16

**Table 15: Court and Jury Trials for District Court
Fiscal Year 2014**

District	Court Location	Criminal		Civil		Juvenile		Total	
		Court Trials	Jury Trials	Court Trials	Jury Trials	Court Trials	Jury Trials	Court Trials	Jury Trials
12	Alamosa	0	6	0	0	1	0	1	6
	Conejos	0	2	0	0	2	0	2	2
	Costilla	0	0	0	1	0	0	0	1
	Mineral	0	0	0	0	0	0	0	0
	Rio Grande	0	1	0	0	0	0	0	1
	Saguache	0	4	1	0	2	0	3	4
	<i>Total</i>	0	13	1	1	5	0	6	14
13	Kit Carson	0	2	0	1	0	0	0	3
	Logan	0	14	3	0	0	1	3	15
	Morgan	0	3	1	2	2	4	3	9
	Phillips	0	0	1	0	0	0	1	0
	Sedgwick	0	1	0	0	0	0	0	1
	Washington	0	0	1	0	0	0	1	0
	Yuma	0	0	1	0	0	1	1	1
<i>Total</i>	0	20	7	3	2	6	9	29	
14	Grand	1	7	1	0	0	0	2	7
	Moffat	0	6	0	0	0	1	0	7
	Routt	0	4	0	2	0	0	0	6
	<i>Total</i>	1	17	1	2	0	1	2	20
15	Baca	0	0	0	0	0	0	0	0
	Cheyenne	0	0	0	0	0	0	0	0
	Kiowa	0	0	0	0	0	0	0	0
	Prowers	0	2	0	0	0	0	0	2
	<i>Total</i>	0	2	0	0	0	0	0	2
16	Bent	0	1	0	0	0	0	0	1
	Crowley	0	0	0	0	0	0	0	0
	Otero	0	0	1	0	1	0	2	0
	<i>Total</i>	0	1	1	0	1	0	2	1
17	Adams	2	101	9	16	11	1	22	118
	Broomfield	0	4	3	3	0	0	3	7
	<i>Total</i>	2	105	12	19	11	1	25	125
18	Arapahoe	2	106	33	25	33	2	68	133
	Douglas	0	28	3	8	0	2	3	38
	Elbert	0	3	0	2	1	0	1	5
	Lincoln	0	3	0	1	0	0	0	4
	<i>Total</i>	2	140	36	36	34	4	72	180
19	Weld	1	85	9	9	10	1	20	95
20	Boulder	2	47	6	21	1	2	9	70
21	Mesa	2	43	5	5	11	3	18	51
22	Dolores	0	0	0	0	0	0	0	0
	Montezuma	0	0	2	1	1	1	3	2
	<i>Total</i>	0	0	2	1	1	1	3	2
<i>State Total</i>		18	967	244	264	138	32	437	1,264

**Table 16: District Court Civil Filings by Case Type
Fiscal Year 2014**

District	Court Location	Breach of Contract	Breach of Warranty	County Court Counter Claim	Condemnation	Confirm Arbitration Award	Conservation Easements	County Court or Municipal Appeal	Declaratory Judgment	Determination of Interests	Distraint Warrant	Foreclosure Other Than Rule 120	Forcible Entry and Detainer	Foreign Judgment	Fraud
1	Gilpin	4	0	0	1	0	0	2	2	0	58	0	0	0	0
	Jefferson	255	3	0	5	1	1	60	25	5	5,682	62	27	54	16
	Total	259	3	0	6	1	1	62	27	5	5,740	62	27	54	16
2	Denver	538	13	31	2	42	0	63	89	1	15,896	45	87	101	37
3	Huerfano	2	0	0	0	0	0	4	1	0	50	1	0	0	0
	Las Animas	5	0	0	0	0	0	2	0	2	118	6	0	4	0
	Total	7	0	0	0	0	0	6	1	2	168	7	0	4	0
4	El Paso	320	1	28	4	1	0	70	29	4	6,085	66	21	60	16
	Teller	14	0	0	0	0	0	3	2	0	215	1	2	7	1
	Total	334	1	28	4	1	0	73	31	4	6,300	67	23	67	17
5	Clear Creek	6	0	0	0	0	0	3	1	0	99	1	2	0	2
	Eagle	36	1	2	2	0	0	8	10	0	610	174	2	12	4
	Lake	2	0	0	0	0	0	0	2	1	54	0	0	2	0
	Summit	15	0	0	1	1	0	1	4	0	265	95	4	2	0
	Total	59	1	2	3	1	0	12	17	1	1,028	270	8	16	6
6	Archuleta	9	0	0	1	0	0	2	0	0	112	25	1	1	0
	La Plata	25	1	0	0	0	0	4	4	0	437	5	2	9	0
	San Juan	0	0	0	0	0	0	0	0	0	28	1	0	1	0
	Total	34	1	0	1	0	0	6	4	0	577	31	3	11	0
7	Delta	9	0	0	1	0	0	3	1	0	231	0	2	4	2
	Gunnison	8	1	0	0	0	0	1	4	1	134	8	1	2	2
	Hinsdale	0	0	0	0	0	0	0	1	0	6	1	0	0	0
	Montrose	14	0	0	0	0	0	1	5	0	327	1	1	5	1
	Ouray	4	0	0	1	0	0	0	1	1	41	2	1	0	0
	San Miguel	12	0	1	0	0	0	1	3	0	100	4	1	2	1
	Total	47	1	1	2	0	0	6	15	2	839	16	6	13	6
8	Jackson	0	0	0	0	0	0	0	1	0	6	0	0	0	0
	Larimer	134	2	1	6	0	0	23	21	1	2,282	20	3	30	3
	Total	134	2	1	6	0	0	23	22	1	2,288	20	3	30	3
9	Garfield	34	0	3	1	0	0	5	6	1	701	8	2	6	0
	Pitkin	29	1	0	0	1	0	1	8	0	239	12	11	4	3
	Rio Blanco	6	0	0	0	0	0	0	2	1	57	0	0	2	0
	Total	69	1	3	1	1	0	6	16	2	997	20	13	12	3
10	Pueblo	59	0	2	1	0	0	16	6	1	1,703	6	1	12	2
11	Chaffee	7	0	0	0	0	0	1	3	0	147	3	0	5	1
	Custer	2	0	0	0	0	0	3	1	0	25	1	0	2	0
	Fremont	9	0	0	0	0	0	5	7	1	314	7	1	3	0
	Park	5	0	0	0	0	0	2	4	0	137	13	1	1	0
	Total	23	0	0	0	0	0	11	15	1	623	24	2	11	1

**Table 16: District Court Civil Filings by Case Type
Fiscal Year 2014**

District	Court Location	Goods							Mechanics Lien	Money	Motion to Approve Transfer of Structured Settlement	Name Change	Negligence	Note	Other	Out of State Subpoena	Personal Injury	Personal Injury - Motor Vehicle
		Sold and Delivered	Injunctive Relief	Landlord- Tenant	Lien	Malpractice												
1	Gilpin	0	1	0	0	0	0	2	0	0	1	0	5	1	5	3		
	Jefferson	3	21	2	2	14	8	388	13	30	41	24	103	28	132	257		
	Total	3	22	2	2	14	8	390	13	30	42	24	108	29	137	260		
2	Denver	60	116	36	4	83	42	436	27	36	72	169	168	148	324	827		
3	Huerfano	0	2	0	0	0	1	2	1	3	1	1	7	0	1	3		
	Las Animas	0	1	0	0	0	1	11	1	1	0	1	9	0	2	6		
	Total	0	3	0	0	0	2	13	2	4	1	2	16	0	3	9		
4	El Paso	7	18	4	1	31	11	569	35	5	35	17	141	40	202	445		
	Teller	0	1	0	0	1	1	17	2	0	2	1	8	0	3	6		
	Total	7	19	4	1	32	12	586	37	5	37	18	149	40	205	451		
5	Clear Creek	0	0	0	0	0	1	3	2	1	0	0	3	0	2	4		
	Eagle	1	8	0	1	6	1	65	1	5	8	3	15	5	19	10		
	Lake	0	0	0	0	0	0	6	2	0	0	0	5	0	2	3		
	Summit	0	7	1	1	0	1	18	0	0	6	2	5	1	11	7		
	Total	1	15	1	2	6	3	92	5	6	14	5	28	6	34	24		
6	Archuleta	0	3	0	0	0	0	9	1	0	2	0	3	0	3	4		
	La Plata	0	8	0	0	0	2	27	3	5	8	5	18	11	9	15		
	San Juan	0	0	0	0	0	0	0	0	0	1	0	5	0	0	0		
	Total	0	11	0	0	0	2	36	4	5	11	5	26	11	12	19		
7	Delta	0	2	0	0	0	0	38	1	5	5	0	1	3	1	3		
	Gunnison	0	1	0	0	0	0	19	0	3	2	4	2	0	0	2		
	Hinsdale	0	0	0	0	0	0	0	0	0	0	0	0	0	0	0		
	Montrose	0	2	0	0	2	1	37	0	7	4	3	8	0	5	5		
	Ouray	0	0	0	0	0	0	8	0	1	1	0	1	0	1	0		
	San Miguel	0	2	0	0	0	0	8	1	0	4	0	4	1	0	0		
Total	0	7	0	0	2	1	110	2	16	16	7	16	4	7	10			
8	Jackson	0	1	0	0	0	0	1	0	0	0	0	1	0	0	0		
	Larimer	2	14	2	0	14	3	203	7	22	16	12	55	13	45	120		
	Total	2	15	2	0	14	3	204	7	22	16	12	56	13	45	120		
9	Garfield	0	4	0	0	1	0	88	2	7	6	7	19	2	6	9		
	Pitkin	2	3	0	0	1	3	27	1	0	5	1	7	9	7	7		
	Rio Blanco	0	0	0	0	0	1	7	1	0	0	0	1	2	0	0		
	Total	2	7	0	0	2	4	122	4	7	11	8	27	13	13	16		
10	Pueblo	1	5	0	0	5	1	137	5	20	16	4	37	5	43	139		
11	Chaffee	0	2	0	0	0	0	9	1	0	0	0	5	0	0	7		
	Custer	0	1	0	0	0	0	3	0	1	2	2	3	0	1	0		
	Fremont	0	5	0	0	2	1	31	2	1	3	0	20	1	16	9		
	Park	0	1	2	0	0	0	8	2	0	0	1	3	0	1	2		
	Total	0	9	2	0	2	1	51	5	2	5	3	31	1	18	18		

**Table 16: District Court Civil Filings by Case Type
Fiscal Year 2014**

District	Court Location	Petition to Seal	Petition to Seal	Property Damage	Protection Order	Public Nuisance	Public Utilities	Replevin	Review - Other Local		Rule 106 -	Rule 120	Services Rendered	Sexual Harassment
		Criminal Record	Criminal Conviction						Government / Person	Quiet Title	Writs / Contempt	Deed of Trust		
1	Gilpin	22	2	0	0	0	0	1	0	4	0	20	0	0
	Jefferson	369	12	3	0	6	0	23	27	35	19	917	0	1
	Total	391	14	3	0	6	0	24	27	39	19	937	0	1
2	Denver	600	80	4	3	100	1	43	37	43	45	1,132	50	5
3	Huerfano	4	1	1	3	0	0	1	0	8	0	20	0	0
	Las Animas	11	1	1	0	1	0	3	1	4	2	70	0	0
	Total	15	2	2	3	1	0	4	1	12	2	90	0	0
4	El Paso	405	19	5	1	49	0	33	8	37	19	1,560	13	0
	Teller	22	1	0	0	1	0	2	3	6	1	102	0	0
	Total	427	20	5	1	50	0	35	11	43	20	1,662	13	0
5	Clear Creek	5	0	0	0	0	0	1	1	0	0	23	0	0
	Eagle	40	3	1	0	1	0	5	7	6	1	130	0	0
	Lake	3	1	0	0	0	0	2	1	6	1	14	0	0
	Summit	33	1	0	0	0	0	2	0	7	1	91	1	0
	Total	81	5	1	0	1	0	10	9	19	3	258	1	0
6	Archuleta	6	1	0	0	2	0	1	1	15	0	43	0	0
	La Plata	19	3	0	0	1	0	6	4	11	2	78	0	0
	San Juan	0	0	0	0	0	0	0	0	0	1	2	0	0
	Total	25	4	0	0	3	0	7	5	26	3	123	0	0
7	Delta	12	2	0	0	0	0	4	4	3	4	118	0	0
	Gunnison	21	2	1	0	0	0	0	0	7	2	51	0	0
	Hinsdale	3	0	0	0	0	0	0	0	0	0	2	0	0
	Montrose	11	1	0	0	0	0	9	0	7	1	136	0	0
	Ouray	1	0	0	0	0	0	0	0	1	0	11	0	0
	San Miguel	3	1	0	0	0	0	2	1	1	2	20	0	0
	Total	51	6	1	0	0	0	15	5	19	9	338	0	0
8	Jackson	0	0	0	0	0	0	0	0	1	0	1	0	0
	Larimer	165	13	1	0	20	0	23	1	10	7	359	1	0
	Total	165	13	1	0	20	0	23	1	11	7	360	1	0
9	Garfield	26	4	0	0	0	0	9	0	4	0	185	0	0
	Pitkin	21	1	1	0	0	0	1	1	6	2	37	0	0
	Rio Blanco	4	0	0	0	0	0	1	0	2	0	18	0	0
	Total	51	5	1	0	0	0	11	1	12	2	240	0	0
10	Pueblo	91	2	1	0	0	0	7	4	17	9	697	0	0
11	Chaffee	11	4	1	0	0	0	0	0	3	17	29	0	0
	Custer	0	0	0	0	0	0	0	0	2	0	10	0	0
	Fremont	15	0	0	0	1	0	4	0	15	45	172	0	0
	Park	8	3	0	0	0	0	1	1	8	0	81	0	0
	Total	34	7	1	0	1	0	5	1	28	62	292	0	0

**Table 16: District Court Civil Filings by Case Type
Fiscal Year 2014**

District	Court Location	Special District	Specific Performance	Unemployment Compensation	Wages	Workman's Compensation	Writ of Habeas Corpus	Wrongful Death	Wrongful Death – Motor Vehicle	Total
1	Gilpin	0	0	0	0	0	0	0	0	134
	Jefferson	7	1	0	4	0	6	5	2	8,699
	<i>Total</i>	7	1	0	4	0	6	5	2	8,833
2	Denver	2	1	0	42	55	25	23	10	21,794
3	Huerfano	0	0	0	0	0	0	0	0	118
	Las Animas	0	0	0	0	0	0	1	2	267
	<i>Total</i>	0	0	0	0	0	0	1	2	385
4	El Paso	4	0	0	3	0	32	14	1	10,469
	Teller	0	0	0	0	0	0	1	0	426
	<i>Total</i>	4	0	0	3	0	32	15	1	10,895
5	Clear Creek	0	0	0	0	0	0	0	0	160
	Eagle	1	0	0	1	0	0	0	0	1,205
	Lake	0	0	0	0	0	0	0	0	107
	Summit	0	1	0	0	0	0	0	0	585
	<i>Total</i>	1	1	0	1	0	0	0	0	2,057
6	Archuleta	0	0	0	0	0	0	0	0	245
	La Plata	0	0	1	0	0	0	0	0	723
	San Juan	0	0	0	0	0	0	0	0	39
	<i>Total</i>	0	0	1	0	0	0	0	0	1,007
7	Delta	0	1	0	0	0	7	1	0	468
	Gunnison	0	0	0	1	0	0	0	0	280
	Hinsdale	0	0	0	0	0	0	0	0	13
	Montrose	0	0	0	0	0	1	0	0	595
	Ouray	0	0	0	0	0	0	0	0	76
	San Miguel	0	0	0	0	0	0	0	0	175
<i>Total</i>	0	1	0	1	0	8	1	0	1,607	
8	Jackson	0	0	0	0	0	0	0	0	12
	Larimer	0	0	0	5	0	0	1	0	3,660
	<i>Total</i>	0	0	0	5	0	0	1	0	3,672
9	Garfield	0	0	0	0	0	0	3	0	1,149
	Pitkin	0	1	0	1	0	0	0	0	454
	Rio Blanco	0	0	0	0	0	0	0	0	105
	<i>Total</i>	0	1	0	1	0	0	3	0	1,708
10	Pueblo	0	0	0	0	0	0	5	2	3,062
11	Chaffee	0	0	0	0	0	2	0	0	258
	Custer	0	0	0	1	0	0	0	0	60
	Fremont	1	0	0	0	0	65	1	1	758
	Park	0	0	0	0	1	3	0	0	289
	<i>Total</i>	1	0	0	1	1	70	1	1	1,365

**Table 16: District Court Civil Filings by Case Type
Fiscal Year 2014**

District	Court Location	Breach of Contract	Breach of Warranty	County Court Counter Claim	Condemnation	Confirm Arbitration Award	Conservation Easements	County Court or Municipal Appeal	Declaratory Judgment	Determination of Interests	Distraint Warrant	Foreclosure Other Than Rule 120	Forcible Entry and Detainer	Foreign Judgment	Fraud
12	Alamosa	7	0	0	0	0	0	1	1	0	164	0	0	2	0
	Conejos	2	0	0	0	0	0	1	0	0	61	0	0	0	0
	Costilla	1	0	0	0	0	0	2	0	0	29	3	0	0	0
	Mineral	1	0	0	0	0	0	0	0	0	8	0	0	1	0
	Rio Grande	10	0	0	0	0	0	0	0	0	119	4	0	1	0
	Saguache	1	0	0	0	0	0	0	0	0	37	0	1	0	0
	Total	22	0	0	0	0	0	4	1	0	418	7	1	4	0
13	Kit Carson	0	0	0	0	0	0	1	0	0	58	0	1	2	0
	Logan	4	0	0	2	0	0	1	6	0	138	0	3	1	0
	Morgan	12	0	0	1	0	0	1	2	0	196	0	1	3	0
	Phillips	1	0	0	0	0	0	0	1	0	25	0	1	1	0
	Sedgwick	3	0	0	0	0	0	0	0	0	16	0	0	1	0
	Washington	1	0	0	0	0	0	0	1	0	23	0	0	0	0
	Yuma	4	0	0	0	0	0	0	0	0	64	0	1	2	0
Total	25	0	0	3	0	0	3	10	0	520	0	7	10	0	
14	Grand	5	0	0	0	0	0	8	3	0	118	33	0	3	0
	Moffat	0	0	0	0	0	0	5	1	1	127	0	0	2	0
	Routt	20	1	0	0	0	0	1	7	1	230	5	0	2	1
	Total	25	1	0	0	0	0	14	11	2	475	38	0	7	1
15	Baca	2	0	0	0	0	0	1	1	0	18	1	0	0	0
	Cheyenne	6	0	0	0	0	0	0	0	0	9	0	0	0	0
	Kiowa	0	0	0	0	0	0	1	0	0	4	1	0	0	0
	Prowers	2	0	0	1	0	0	1	1	0	101	3	1	0	0
	Total	10	0	0	1	0	0	3	2	0	132	5	1	0	0
16	Bent	0	0	0	0	0	0	0	6	0	34	1	0	1	0
	Crowley	1	0	0	0	0	0	1	1	0	24	0	0	0	0
	Otero	5	0	0	0	0	0	3	1	0	147	1	1	2	0
	Total	6	0	0	0	0	0	4	8	0	205	2	1	3	0
17	Adams	178	2	10	10	0	0	44	22	2	6,284	57	31	32	5
	Broomfield	35	0	0	1	0	0	3	7	0	463	2	1	4	3
	Total	213	2	10	11	0	0	47	29	2	6,747	59	32	36	8
18	Arapahoe	288	4	0	5	0	0	76	22	1	7,274	147	66	62	15
	Douglas	155	2	0	6	1	0	21	22	0	2,463	52	22	42	9
	Elbert	7	0	0	0	0	0	1	2	2	189	3	2	1	0
	Lincoln	0	0	0	0	0	0	4	4	0	24	0	0	0	0
	Total	450	6	0	11	1	0	102	50	3	9,950	202	90	105	24
19	Weid	91	1	12	5	0	0	41	17	0	2,673	18	6	21	3
20	Boulder	223	0	7	0	2	0	47	23	0	2,295	14	20	29	6
21	Mesa	44	1	1	2	0	0	15	8	1	1,509	8	3	19	2
22	Dolores	1	0	0	0	0	0	2	0	0	19	0	0	0	0
	Montezuma	4	0	1	0	0	0	5	1	1	255	1	1	4	0
	Total	5	0	1	0	0	0	7	1	1	274	1	1	4	0
State Total		2,677	34	99	59	49	1	571	403	29	61,357	922	335	569	135
Percent of State Total		3%	0.04%	0.10%	0.06%	0.05%	0.001%	1%	0.42%	0.03%	64%	1%	0.35%	1%	0.14%

**Table 16: District Court Civil Filings by Case Type
Fiscal Year 2014**

District	Court Location	Motion to Approve Transfer of Structured Settlement											Out of State Subpoena	Personal Injury	Personal Injury - Motor Vehicle	
		Goods Sold and Delivered	Injunctive Relief	Landlord-Tenant	Lien	Malpractice	Mechanics Lien	Money	Name Change	Negligence	Note	Other				
12	Alamosa	1	3	0	0	0	0	10	1	0	1	0	53	1	4	8
	Conejos	0	2	0	0	0	0	4	1	1	1	0	2	0	0	2
	Costilla	0	1	0	0	0	0	1	1	1	1	0	1	0	1	0
	Mineral	0	1	0	0	0	0	0	0	0	0	0	1	0	0	0
	Rio Grande	0	0	0	1	0	0	10	0	4	0	0	13	0	0	1
	Saguache	0	0	0	0	0	0	2	0	0	0	0	15	1	0	0
	Total	1	7	0	1	0	0	27	3	6	3	0	85	2	5	11
13	Kit Carson	0	0	0	0	0	3	1	0	0	0	5	1	0	2	
	Logan	0	3	0	0	1	8	1	5	1	0	13	1	3	6	
	Morgan	0	1	0	0	0	14	0	8	0	0	8	1	0	6	
	Phillips	0	0	0	0	0	2	0	0	0	0	2	0	1	0	
	Sedgwick	0	0	0	0	0	4	0	0	0	0	0	0	0	0	
	Washington	0	1	0	0	0	3	0	0	3	0	9	0	0	1	
	Yuma	0	2	0	0	0	9	2	0	1	0	5	0	0	1	
Total	0	7	0	0	1	0	43	4	13	5	0	42	3	4	16	
14	Grand	0	2	0	1	0	11	0	1	7	1	6	0	6	1	
	Moffat	0	0	0	1	0	12	1	1	3	0	4	0	0	3	
	Routt	0	4	1	0	1	37	0	1	4	1	15	1	4	5	
	Total	0	6	1	2	1	60	1	3	14	2	25	1	10	9	
15	Baca	0	0	0	0	0	1	2	0	0	0	1	1	0	0	
	Cheyenne	1	0	0	0	0	0	0	0	0	0	1	0	0	0	
	Kiowa	0	0	0	0	0	0	0	0	0	0	3	0	0	0	
	Prowers	0	0	0	0	0	6	0	3	1	0	11	0	0	2	
	Total	1	0	0	0	0	7	2	3	1	0	16	1	0	2	
16	Bent	0	1	0	0	0	2	0	1	0	0	3	0	1	1	
	Crowley	0	0	0	0	1	2	0	2	1	0	2	0	0	0	
	Otero	1	1	0	0	0	6	0	5	0	1	3	0	0	1	
	Total	1	2	0	0	1	10	0	8	1	1	8	0	1	2	
17	Adams	2	14	2	1	5	3	239	17	21	26	15	69	7	85	231
	Broomfield	0	1	0	1	1	3	40	0	0	3	2	9	6	15	16
	Total	2	15	2	2	6	6	279	17	21	29	17	78	13	100	247
18	Arapahoe	3	31	6	3	28	16	476	39	48	59	15	139	57	153	359
	Douglas	8	9	0	3	6	7	242	10	22	22	15	40	20	61	107
	Elbert	0	2	0	0	1	0	15	1	0	2	0	5	2	4	0
	Lincoln	0	0	0	0	0	0	1	0	1	0	1	12	0	0	0
	Total	11	42	6	6	35	23	734	50	71	83	31	196	79	218	466
19	Weid	0	16	1	4	5	11	137	16	16	14	6	44	14	37	80
20	Boulder	2	22	4	0	20	7	168	8	15	38	18	42	21	84	212
21	Mesa	0	7	3	1	4	1	154	7	20	13	8	29	7	20	44
22	Dolores	0	1	0	0	0	0	4	0	0	0	0	2	0	0	0
	Montezuma	0	2	0	0	0	0	27	0	0	0	1	11	3	4	3
	Total	0	3	0	0	0	0	31	0	0	0	1	13	3	4	3
State Total		94	356	64	25	233	130	3,827	219	329	442	341	1,240	414	1,324	2,985
Percent of State Total		0.10%	0.37%	0.07%	0.03%	0.24%	0.13%	4%	0.23%	0.34%	0.46%	0.35%	1.29%	0.43%	1%	3%

**Table 16: District Court Civil Filings by Case Type
Fiscal Year 2014**

District	Court Location	Petition to Seal	Petition to Seal	Property Damage	Protection Order	Public Nuisance	Public Utilities	Replevin	Review -	Rule 106 -		Rule 120	Services Rendered	Sexual Harassment
		Criminal Record	Criminal Conviction						Other Local Government / Person	Rule 105 Quiet Title	Rule 106 - Writs / Contempt	Rule 120 Deed of Trust		
12	Alamosa	8	1	0	1	0	0	1	1	3	0	34	0	0
	Conejos	1	1	0	0	0	0	0	0	5	0	3	0	0
	Costilla	0	0	1	1	0	0	1	0	5	0	11	0	0
	Mineral	0	0	0	0	0	0	0	0	1	0	4	0	0
	Rio Grande	3	0	0	0	0	0	6	0	4	0	32	0	0
	Saguache	3	0	0	0	0	0	1	2	6	0	13	0	0
	Total	15	2	1	2	0	0	9	3	24	0	97	0	0
13	Kit Carson	6	0	0	0	0	0	1	1	0	5	12	0	0
	Logan	9	0	0	0	0	0	2	0	2	17	37	0	0
	Morgan	9	0	0	0	0	0	3	0	3	0	54	0	0
	Phillips	1	0	0	0	0	0	0	0	0	0	5	0	0
	Sedgwick	0	0	0	1	0	0	1	0	0	0	7	0	0
	Washington	1	0	0	0	0	0	2	0	2	1	8	0	0
	Yuma	0	0	1	0	0	0	3	0	2	1	13	0	0
Total	26	0	1	1	0	0	12	1	9	24	136	0	0	
14	Grand	12	0	1	0	0	0	3	0	9	0	58	0	0
	Moffat	1	3	0	0	0	0	2	1	5	0	47	0	0
	Routt	25	4	1	0	0	0	1	3	14	0	81	0	0
	Total	38	7	2	0	0	0	6	4	28	0	186	0	0
15	Baca	2	0	0	0	0	0	1	0	1	0	5	0	0
	Cheyenne	0	0	0	0	0	0	0	0	0	0	0	0	0
	Kiowa	1	0	0	0	0	0	0	0	1	0	1	0	0
	Prowers	2	2	0	0	0	0	0	0	3	0	22	0	0
	Total	5	2	0	0	0	0	1	0	5	0	28	0	0
16	Bent	2	1	0	0	0	0	0	0	6	4	29	0	0
	Crowley	0	0	0	0	0	0	1	0	0	13	13	0	0
	Otero	9	2	0	0	0	0	1	0	1	0	59	0	0
	Total	11	3	0	0	0	0	2	0	7	17	101	0	0
17	Adams	173	12	2	1	15	0	47	4	11	16	1,180	0	1
	Broomfield	48	5	0	0	0	0	4	1	0	0	61	0	0
	Total	221	17	2	1	15	0	51	5	11	16	1,241	0	1
18	Arapahoe	379	44	6	0	19	0	26	9	25	23	1,234	3	1
	Douglas	180	15	1	0	1	0	10	2	14	7	483	3	0
	Elbert	7	0	1	0	0	0	4	0	2	3	66	0	0
	Lincoln	2	0	0	0	0	0	2	0	4	2	5	0	0
	Total	568	59	8	0	20	0	42	11	45	35	1,788	6	1
19	Weld	91	9	3	0	0	0	33	1	30	7	563	0	0
20	Boulder	458	11	3	0	3	1	12	16	17	1	243	0	0
21	Mesa	88	17	2	0	0	0	15	2	8	1	644	1	0
22	Dolores	0	0	0	0	0	0	0	0	0	0	1	0	0
	Montezuma	7	1	0	0	0	0	5	5	4	2	54	0	0
	Total	7	1	0	0	0	0	5	5	4	2	55	0	0
State Total		3,459	286	42	11	220	2	372	150	457	284	11,211	72	8
Percent of State Total		4%	0.30%	0.04%	0.01%	0.23%	0.00%	0.39%	0.16%	0.47%	0.29%	12%	0.07%	0.01%

**Table 16: District Court Civil Filings by Case Type
Fiscal Year 2014**

District	Court Location	Special District	Specific Performance	Unemployment Compensation	Wages	Workman's Compensation	Writ of Habeas Corpus	Wrongful Death	Wrongful Death – Motor Vehicle	Total
12	Alamosa	0	0	0	0	0	0	0	0	306
	Conejos	0	0	0	0	0	0	0	0	87
	Costilla	0	0	0	0	0	0	0	0	61
	Mineral	0	0	0	0	0	0	0	0	17
	Rio Grande	1	0	0	0	0	0	2	0	211
	Saguache	0	0	0	0	0	0	0	0	82
	Total	1	0	0	0	0	0	2	0	764
13	Kit Carson	0	0	0	0	0	0	0	0	99
	Logan	0	0	0	0	0	11	0	0	275
	Morgan	0	0	0	0	0	0	1	0	324
	Phillips	0	1	0	0	0	0	0	1	42
	Sedgwick	0	0	0	0	0	0	0	0	33
	Washington	0	0	0	0	0	4	1	0	61
	Yuma	0	0	0	0	0	0	0	0	111
Total	0	1	0	0	0	15	2	1	945	
14	Grand	0	0	0	0	0	0	0	0	289
	Moffat	0	0	0	0	0	0	0	0	221
	Routt	0	0	0	0	0	0	0	0	472
	Total	0	0	0	0	0	0	0	0	982
15	Baca	0	0	0	0	0	0	0	0	37
	Cheyenne	0	0	0	0	0	0	0	0	17
	Kiowa	0	0	0	0	0	0	0	0	12
	Prowers	0	0	0	0	0	0	0	0	163
	Total	0	0	0	0	0	0	0	0	229
16	Bent	0	0	0	0	0	5	0	0	98
	Crowley	0	0	0	0	0	13	0	0	75
	Otero	0	0	0	0	0	0	0	0	250
	Total	0	0	0	0	0	18	0	0	423
17	Adams	3	2	0	2	0	2	4	1	8,890
	Broomfield	0	0	0	0	0	0	0	0	735
	Total	3	2	0	2	0	2	4	1	9,625
18	Arapahoe	1	0	0	7	0	1	2	4	11,176
	Douglas	11	0	0	5	0	0	2	0	4,101
	Elbert	0	0	0	0	0	0	1	0	323
	Lincoln	0	0	0	0	0	7	0	0	69
	Total	12	0	0	12	0	8	5	4	15,669
19	Weld	13	1	1	1	0	1	1	1	4,045
20	Boulder	3	0	0	5	0	2	5	3	4,110
21	Mesa	0	1	0	0	0	0	3	0	2,713
22	Dolores	0	0	0	0	0	0	0	0	30
	Montezuma	0	0	0	1	0	2	0	0	405
	Total	0	0	0	1	0	2	0	0	435
State Total		47	10	2	79	56	189	77	28	96,325
Percent of State Total		0.05%	0.01%	0.00%	0.08%	0.06%	0.20%	0.08%	0.03%	100%

**Table 17: District Court Domestic Relations Filings by Case Type
Fiscal Year 2014**

District	Court Location	Administrative Support Order IV-D	Child Custody Allocation of Parental Rsp	Civil Union Dissolution	Civil Union Invalidity	Civil Union Legal Separation	Dissolution of Marriage	Incoming Registration of Support	Invalidity of Marriage	Legal Separation	Other	Outgoing Registration of UIFSA	Registration of Foreign Decree	Total
1	Gilpin	0	3	0	0	0	21	0	1	1	1	0	3	30
	Jefferson	14	500	5	0	0	2,470	23	33	109	127	0	131	3,412
	Total	14	503	5	0	0	2,491	23	34	110	128	0	134	3,442
2	Denver	0	791	37	0	0	3,243	178	59	130	144	0	16	4,598
3	Huerfano	0	14	0	0	0	44	0	0	1	0	0	0	59
	Las Animas	0	30	1	0	0	79	2	3	0	1	0	2	118
	Total	0	44	1	0	0	123	2	3	1	1	0	2	177
4	El Paso	10	740	15	1	0	4,155	363	50	170	75	0	86	5,665
	Teller	0	15	0	0	0	83	6	1	9	2	0	6	122
	Total	10	755	15	1	0	4,238	369	51	179	77	0	92	5,787
5	Clear Creek	0	8	1	0	0	37	0	0	3	0	0	1	50
	Eagle	0	30	0	0	0	192	1	0	3	1	0	10	237
	Lake	1	9	0	0	0	46	0	0	1	1	0	3	61
	Summit	1	13	0	0	0	100	2	1	4	0	0	0	121
	Total	2	60	1	0	0	375	3	1	11	2	0	14	469
6	Archuleta	9	15	0	0	0	57	4	1	3	0	0	1	90
	La Plata	0	63	0	0	0	233	1	1	5	1	0	0	304
	San Juan	0	1	0	0	0	1	0	1	0	0	0	0	3
	Total	9	79	0	0	0	291	5	3	8	1	0	1	397
7	Delta	0	38	0	0	0	172	9	0	7	0	0	3	229
	Gunnison	0	7	0	0	0	51	6	1	1	0	0	0	66
	Hinsdale	0	0	0	0	0	1	0	0	0	0	0	0	1
	Montrose	0	77	1	0	0	217	10	5	5	0	0	14	329
	Ouray	0	1	0	0	0	20	1	1	1	0	0	1	25
	San Miguel	0	6	1	0	0	42	0	1	0	0	0	2	52
	Total	0	129	2	0	0	503	26	8	14	0	0	20	702
8	Jackson	0	1	0	0	0	7	2	0	0	0	0	0	10
	Larimer	0	345	8	1	0	1,346	0	22	58	6	0	43	1,829
	Total	0	346	8	1	0	1,353	2	22	58	6	0	43	1,839
9	Garfield	0	62	2	0	0	302	8	4	10	0	0	27	415
	Pitkin	0	4	0	1	0	79	0	1	2	1	0	3	91
	Rio Blanco	0	5	0	0	0	21	0	0	1	1	0	5	33
	Total	0	71	2	1	0	402	8	5	13	2	0	35	539
10	Pueblo	0	397	0	1	1	754	0	17	25	0	0	51	1,246
11	Chaffee	0	27	1	0	0	97	1	2	5	0	0	7	140
	Custer	0	3	0	0	0	11	1	0	1	0	1	0	17
	Fremont	0	75	0	0	0	232	9	2	10	1	0	8	337
	Park	1	12	1	0	0	64	5	0	1	0	0	3	87
	Total	1	117	2	0	0	404	16	4	17	1	1	18	581

**Table 17: District Court Domestic Relations Filings by Case Type
Fiscal Year 2014**

District	Court Location	Administrative	Child Custody	Civil Union	Civil Union	Civil Union	Dissolution	Incoming	Incoming	Invalidity of	Legal	Other	Outgoing	Registration	Total
		Support Order IV-D	Allocation of Parental Rsp	Dissolution	Invalidity	Legal Separation	of Marriage	Registration of Support	Marriage	Separation	Registration of UIFSA	of Foreign Decree			
12	Alamosa	0	56	1	1	0	128	2	0	3	0	0	0	1	192
	Conejos	0	18	0	0	0	27	1	0	0	0	0	0	1	47
	Costilla	0	8	0	0	0	16	0	0	0	0	0	0	0	24
	Mineral	0	1	0	0	0	2	0	0	0	0	0	0	2	5
	Rio Grande	0	23	1	0	0	53	0	2	3	0	0	0	3	85
	Saguache	0	10	0	0	0	38	1	0	0	0	0	0	0	49
	Total	0	116	2	1	0	264	4	2	6	0	0	7	402	
13	Kit Carson	0	6	0	0	0	30	0	0	1	1	0	1	39	
	Logan	0	27	1	0	0	92	1	2	2	0	0	0	125	
	Morgan	1	47	0	0	0	153	14	2	1	1	0	1	220	
	Phillips	0	4	0	0	0	23	0	0	0	0	0	0	27	
	Sedgwick	4	2	0	0	0	9	0	0	0	0	0	0	15	
	Washington	0	3	0	0	0	20	0	0	1	0	0	1	25	
	Yuma	1	7	0	0	0	36	0	0	0	0	0	0	44	
	Total	6	96	1	0	0	363	15	4	5	2	0	3	495	
14	Grand	0	6	0	0	0	55	2	0	3	0	0	2	68	
	Moffat	0	28	1	0	0	74	0	0	2	1	0	0	106	
	Routt	0	11	1	0	0	104	1	0	8	1	0	1	127	
	Total	0	11	2	0	0	233	3	0	13	2	0	3	301	
15	Baca	0	2	0	0	0	16	0	0	0	0	0	0	18	
	Cheyenne	2	1	0	0	0	3	0	0	1	0	0	0	7	
	Kiowa	0	0	0	0	0	2	0	0	0	0	0	0	2	
	Prowers	0	36	0	0	0	70	3	1	3	0	0	1	114	
	Total	2	39	0	0	0	91	3	1	4	0	0	1	141	
16	Bent	0	4	0	0	0	33	2	0	1	1	0	1	42	
	Crowley	0	4	0	0	0	21	1	1	1	0	0	4	32	
	Otero	0	43	0	0	0	106	4	1	3	0	0	8	165	
	Total	0	51	0	0	0	160	7	2	5	1	0	13	239	
17	Adams	0	732	4	0	0	2,069	2	12	73	37	0	10	2,939	
	Broomfield	1	35	0	0	0	280	10	5	15	13	0	4	363	
	Total	1	767	4	0	0	2,349	12	17	88	50	0	14	3,302	
18	Arapahoe	2	635	11	1	2	2,617	49	46	112	15	0	194	3,684	
	Douglas	0	142	3	0	0	1,323	41	7	81	1	0	24	1,622	
	Elbert	0	12	1	0	0	105	5	1	7	0	0	1	132	
	Lincoln	0	7	0	0	0	25	0	0	0	0	0	0	32	
	Total	2	796	15	1	2	4,070	95	54	200	16	0	219	5,470	
19	Weld	0	395	1	0	0	1,229	62	21	52	5	0	14	1,779	
20	Boulder	0	197	3	0	1	1,113	54	13	61	0	0	21	1,463	
21	Mesa	0	270	4	0	0	917	1	10	26	4	0	112	1,344	
22	Dolores	0	0	0	0	0	10	0	0	1	0	0	0	11	
	Montezuma	0	32	0	0	0	125	8	4	5	0	0	9	183	
	Total	0	32	0	0	0	135	8	4	6	0	0	9	194	
State Total		47	6,062	105	6	4	25,701	896	335	1,032	442	1	842	34,907	
Percent of State Total		0.13%	17%	0.30%	0.02%	0.01%	72%	3%	1%	3%	1%	0.003%	2%	100%	

**Table 18: District Court Criminal Filings by Case Type
Fiscal Year 2014**

District	Court Location	Arson	Assault	Bail Violation	Bribery-Tampering	Burglary	Child Abuse	Criminal Mischief	Cruelty to Animals	Drugs	Escape	Forgery	Fraud	Fugitive from Justice
1	Gilpin	0	10	0	0	5	1	2	0	38	0	5	1	12
	Jefferson	12	244	33	14	202	7	58	2	841	134	127	76	100
	Total	12	254	33	14	207	8	60	2	879	134	132	77	112
2	Denver	13	349	1	14	467	15	105	1	1,869	242	74	18	51
3	Huerfano	0	6	15	0	9	1	3	0	19	0	2	1	4
	Las Animas	1	23	2	0	25	0	5	1	64	0	11	5	5
	Total	1	29	17	0	34	1	8	1	83	0	13	6	9
4	El Paso	12	372	5	15	491	16	81	5	946	266	90	410	181
	Teller	0	17	0	0	7	1	5	0	22	1	5	5	11
	Total	12	389	5	15	498	17	86	5	968	267	95	415	192
5	Clear Creek	0	13	5	0	7	0	3	0	5	0	3	1	4
	Eagle	1	19	3	0	16	1	7	0	79	0	8	4	17
	Lake	1	15	4	0	10	0	1	0	8	0	5	0	3
	Summit	0	34	23	2	10	2	7	0	43	0	6	0	13
	Total	2	81	35	2	43	3	18	0	135	0	22	5	37
6	Archuleta	1	10	8	0	13	0	5	1	11	0	0	0	5
	La Plata	3	48	117	0	34	4	12	0	104	6	3	3	54
	San Juan	0	2	0	0	1	0	0	0	1	0	0	1	0
	Total	4	60	125	0	48	4	17	1	116	6	3	4	59
7	Delta	1	6	13	0	17	0	3	0	18	5	2	3	7
	Gunnison	0	10	5	0	9	1	1	0	17	0	4	0	3
	Hinsdale	0	0	0	0	0	0	1	0	0	0	0	0	0
	Montrose	2	21	8	0	21	0	6	1	95	5	7	7	8
	Montrose-Nucla	0	2	0	0	0	0	0	0	2	0	1	0	0
	Ouray	0	0	0	0	2	0	0	0	1	0	0	1	2
	San Miguel	1	9	1	0	4	1	1	0	7	1	0	0	1
	Total	4	48	27	0	53	2	12	1	140	11	14	11	21
8	Jackson	0	1	2	0	3	0	0	0	0	1	0	0	0
	Larimer	7	106	22	1	144	7	26	0	473	64	33	11	80
	Total	7	107	24	1	147	7	26	0	473	65	33	11	80
9	Garfield	3	34	2	0	27	0	11	0	123	4	19	2	10
	Pitkin	0	3	5	0	3	0	2	0	8	0	1	1	4
	Rio Blanco	0	5	0	1	8	1	3	0	6	0	0	1	7
	Total	3	42	7	1	38	1	16	0	137	4	20	4	21
10	Pueblo	8	202	82	11	242	13	38	4	366	85	27	4	40
11	Chaffee	0	6	3	0	15	0	9	0	51	3	3	1	2
	Custer	0	2	0	1	2	0	2	0	0	0	0	0	3
	Fremont	5	57	1	2	28	0	11	1	101	2	8	5	12
	Park	0	16	0	0	4	2	0	0	12	0	1	1	5
	Total	5	81	4	3	49	2	22	1	164	5	12	7	22

**Table 18: District Court Criminal Filings by Case Type
Fiscal Year 2014**

District	Court Location	Obstruction of Public Justice											
		Gambling	Habitual Criminal	Habitual Traffic	Homicide	Impersonation	Incest	Kidnapping	Menacing	Justice	Other	Perjury	Pornography
1	Gilpin	1	0	6	1	7	0	0	4	0	7	0	0
	Jefferson	0	0	57	34	22	0	18	122	15	183	2	0
	Total	1	0	63	35	29	0	18	126	15	190	2	0
2	Denver	0	0	56	69	37	0	43	163	20	169	2	0
3	Huerfano	0	0	1	3	5	0	0	9	1	5	0	0
	Las Animas	0	0	7	0	8	0	0	20	1	32	1	0
	Total	0	0	8	3	13	0	0	29	2	37	1	0
4	El Paso	0	1	72	84	61	0	70	312	6	609	2	0
	Teller	0	0	1	0	1	0	0	15	0	20	0	0
	Total	0	1	73	84	62	0	70	327	6	629	2	0
5	Clear Creek	0	1	4	0	3	0	0	11	0	9	0	0
	Eagle	0	1	6	2	20	0	1	9	0	12	0	0
	Lake	0	0	2	0	5	0	0	9	0	8	0	0
	Summit	0	0	4	2	15	0	2	15	0	26	0	0
	Total	0	2	16	4	43	0	3	44	0	55	0	0
6	Archuleta	0	2	1	0	1	0	0	7	0	6	0	0
	La Plata	0	0	7	3	27	0	3	32	0	35	0	0
	San Juan	0	0	1	1	0	0	0	0	0	0	0	0
	Total	0	2	9	4	28	0	3	39	0	41	0	0
7	Delta	0	0	5	0	4	0	1	11	0	3	0	0
	Gunnison	0	0	0	0	1	0	0	17	1	5	0	0
	Hinsdale	0	0	0	0	0	0	0	0	0	0	0	0
	Montrose	0	0	9	1	12	0	1	20	0	14	0	0
	Montrose-Nucla	0	0	2	1	0	0	0	5	0	1	0	0
	Ouray	0	0	1	0	0	0	0	1	0	1	0	0
	San Miguel	0	0	0	0	1	0	0	2	0	7	0	0
Total	0	0	17	2	18	0	2	56	1	31	0	0	
8	Jackson	0	0	0	0	0	0	0	0	0	2	0	0
	Larimer	0	0	52	10	73	1	9	59	1	151	0	0
	Total	0	0	52	10	73	1	9	59	1	153	0	0
9	Garfield	0	0	9	4	26	0	4	27	2	24	0	0
	Pitkin	0	0	2	3	6	0	0	4	0	6	0	0
	Rio Blanco	0	0	1	0	0	0	0	2	0	5	0	0
	Total	0	0	12	7	32	0	4	33	2	35	0	0
10	Pueblo	0	1	39	29	72	0	30	127	31	145	0	0
11	Chaffee	0	2	5	3	2	0	0	4	0	12	0	0
	Custer	0	0	0	0	0	0	0	2	0	4	0	0
	Fremont	0	0	1	2	6	0	4	40	0	52	0	0
	Park	0	0	1	1	1	0	0	9	0	4	0	0
	Total	0	2	7	6	9	0	4	55	0	72	0	0

**Table 18: District Court Criminal Filings by Case Type
Fiscal Year 2014**

District	Court Location	Prostitution	Public Indecency	Abuse of Public Office	Public Peace and Order	Robbery	Sex Offenses	Tampering	Theft	Trespass	Vehicular Assault	Vehicular Homicide	Weapon	Total
1	Gilpin	0	0	0	0	2	4	0	13	5	3	0	1	128
	Jefferson	2	0	0	11	64	224	6	674	140	15	6	30	3,475
	Total	2	0	0	11	66	228	6	687	145	18	6	31	3,603
2	Denver	6	3	0	21	199	207	1	396	114	19	6	82	4,832
3	Huerfano	0	0	0	1	2	9	0	22	9	0	1	0	128
	Las Animas	0	0	0	0	9	3	2	27	17	0	2	2	273
	Total	0	0	0	1	11	12	2	49	26	0	3	2	401
4	El Paso	9	0	0	8	146	238	24	179	242	30	8	119	5,110
	Teller	0	0	0	0	1	6	1	28	7	2	0	5	161
	Total	9	0	0	8	147	244	25	207	249	32	8	124	5,271
5	Clear Creek	0	0	0	0	0	9	0	10	0	0	0	1	89
	Eagle	0	0	0	1	6	14	2	23	14	3	0	4	273
	Lake	0	0	0	0	0	1	0	11	2	0	0	0	85
	Summit	0	0	0	1	3	10	0	38	12	2	0	0	270
	Total	0	0	0	2	9	34	2	82	28	5	0	5	717
6	Archuleta	0	0	0	0	0	2	0	4	5	0	1	2	85
	La Plata	0	0	0	0	3	14	3	47	29	3	0	6	600
	San Juan	0	0	0	0	0	0	0	0	0	0	0	0	7
	Total	0	0	0	0	3	16	3	51	34	3	1	8	692
7	Delta	0	0	0	2	0	11	0	21	6	2	0	3	144
	Gunnison	0	0	0	1	0	3	0	14	13	2	0	1	108
	Hinsdale	0	0	0	0	0	1	0	0	0	0	0	0	2
	Montrose	0	0	0	5	3	12	0	30	13	1	4	7	313
	Montrose-Nucla	0	0	0	0	0	1	0	2	0	0	0	0	17
	Ouray	0	0	0	0	0	2	0	0	0	0	0	1	12
	San Miguel	0	0	0	0	0	6	0	3	0	0	0	2	47
Total	0	0	0	8	3	36	0	70	32	5	4	14	643	
8	Jackson	0	0	0	0	0	0	0	0	0	0	0	0	9
	Larimer	0	0	0	0	29	98	7	315	80	3	4	20	1,886
	Total	0	0	0	0	29	98	7	315	80	3	4	20	1,895
9	Garfield	0	0	0	3	2	21	3	45	23	5	0	8	441
	Pitkin	0	0	0	0	0	2	0	15	4	0	0	1	70
	Rio Blanco	0	0	0	0	0	1	0	5	2	1	0	1	50
	Total	0	0	0	3	2	24	3	65	29	6	0	10	561
10	Pueblo	0	0	0	17	88	76	2	371	69	11	2	29	2,261
11	Chaffee	0	0	0	0	0	7	0	11	6	0	0	2	147
	Custer	0	0	0	0	0	2	0	3	0	2	0	0	23
	Fremont	0	1	0	0	2	13	0	33	7	1	0	4	399
	Park	0	0	0	2	0	5	0	9	1	0	0	1	75
	Total	0	1	0	2	2	27	0	56	14	3	0	7	644

**Table 18: District Court Criminal Filings by Case Type
Fiscal Year 2014**

District	Court Location	Arson	Assault	Bail Violation	Bribery-Tampering	Burglary	Child Abuse	Criminal Mischief	Cruelty to Animals	Drugs	Escape	Forgery	Fraud	Fugitive from Justice
12	Alamosa	4	21	0	3	45	0	1	0	56	25	9	5	10
	Conejos	0	9	0	0	13	0	1	0	6	0	5	2	3
	Costilla	0	7	1	0	2	0	1	0	20	2	1	0	6
	Mineral	0	0	0	0	0	0	0	0	0	0	0	0	1
	Rio Grande	0	17	0	0	25	2	2	0	9	3	6	9	2
	Saguache	2	8	0	0	9	0	3	0	8	0	2	0	2
	Total	6	62	1	3	94	2	8	0	99	30	23	16	24
13	Kit Carson	0	12	2	0	7	0	0	0	7	0	5	1	11
	Logan	0	28	0	0	21	2	3	0	79	15	1	2	10
	Morgan	1	28	22	0	13	1	4	0	41	2	9	6	12
	Phillips	0	1	1	0	0	0	1	0	0	0	0	0	1
	Sedgwick	0	1	0	0	1	0	0	0	8	0	2	0	0
	Washington	0	3	0	1	3	0	0	0	2	0	0	1	2
	Yuma	0	6	1	0	9	0	2	0	3	0	3	0	2
	Total	1	79	26	1	54	3	10	0	140	17	20	10	38
14	Grand	0	10	6	1	10	0	1	0	15	0	2	0	4
	Moffat	0	16	5	0	12	0	3	1	45	7	8	1	9
	Routt	0	7	3	1	11	1	9	0	26	0	2	2	7
		Total	0	33	14	2	33	1	13	1	86	7	12	3
15	Baca	0	2	0	0	4	0	0	0	10	0	0	5	10
	Cheyenne	0	0	0	0	1	1	0	0	7	0	0	0	1
	Kiowa	0	0	0	2	0	0	1	0	7	0	1	1	0
	Prowers	0	14	1	0	19	0	5	0	70	2	10	2	15
		Total	0	16	1	2	24	1	6	0	94	2	11	8
16	Bent	0	8	0	0	12	0	1	0	11	2	3	0	0
	Crowley	0	11	0	0	4	0	0	0	1	7	3	0	1
	Otero	8	17	1	1	30	0	6	1	28	8	11	2	13
		Total	8	36	1	1	46	0	7	1	40	17	17	2
17	Adams	7	263	12	7	255	13	42	1	1,000	177	84	14	128
	Broomfield	0	15	0	0	16	2	5	0	58	2	8	7	9
		Total	7	278	12	7	271	15	47	1	1,058	179	92	21
18	Arapahoe	7	199	32	9	223	9	30	2	865	113	67	7	142
	Douglas	1	51	12	2	44	5	23	0	130	3	22	11	29
	Elbert	0	3	5	0	6	0	0	1	9	1	0	1	5
	Lincoln	1	14	6	1	3	0	2	0	5	39	4	2	7
		Total	9	267	55	12	276	14	55	3	1,009	156	93	21
19	Weld	6	131	5	1	162	7	37	0	563	64	22	8	60
20	Boulder	13	207	27	2	173	0	52	3	402	34	31	30	55
21	Mesa	6	105	43	4	127	7	38	1	438	27	36	23	37
22	Dolores	0	0	0	0	2	0	0	0	0	0	0	0	0
	Montezuma	2	30	11	0	25	0	3	0	44	4	4	7	36
		Total	2	30	11	0	27	0	3	0	44	4	4	7
State Total		129	2,886	556	96	3,113	123	684	26	9,303	1,356	806	711	1,274
Percent of State Total		0.34%	8%	1%	0.25%	8%	0.32%	2%	0.07%	25%	4%	2%	2%	3%

**Table 18: District Court Criminal Filings by Case Type
Fiscal Year 2014**

District	Court Location	Obstruction of Public Justice											
		Gambling	Habitual Criminal	Habitual Traffic	Homicide	Impersonation	Incest	Kidnapping	Menacing	Other	Perjury	Pornography	
12	Alamosa	0	0	6	0	32	0	1	11	0	39	0	0
	Conejos	0	2	2	2	3	0	0	5	0	8	0	0
	Costilla	0	0	3	0	2	0	0	7	0	2	0	0
	Mineral	0	0	0	0	2	0	0	1	0	0	0	0
	Rio Grande	0	1	5	9	14	0	0	9	0	12	0	0
	Saguache	0	0	1	0	2	0	0	3	0	5	0	0
	Total	0	3	17	11	55	0	1	36	0	66	0	0
13	Kit Carson	0	0	1	0	6	0	1	3	0	3	0	0
	Logan	0	1	4	4	6	0	0	13	0	27	0	0
	Morgan	0	0	4	3	12	0	2	17	0	24	0	0
	Phillips	0	0	1	0	0	0	0	2	0	1	0	0
	Sedgwick	0	0	0	0	0	0	0	0	0	2	0	0
	Washington	0	0	0	0	0	0	0	5	0	2	0	0
	Yuma	0	0	0	2	0	0	0	3	0	10	0	0
Total	0	1	10	9	24	0	3	43	0	69	0	0	
14	Grand	0	0	1	1	2	0	0	7	1	3	0	0
	Moffat	0	0	0	2	3	0	0	1	2	8	0	0
	Routt	0	0	4	1	1	0	1	10	0	10	0	0
	Total	0	0	5	4	6	0	1	18	3	21	0	0
15	Baca	0	0	2	0	0	0	0	3	0	1	1	0
	Cheyenne	0	0	0	0	0	0	1	1	0	1	0	0
	Kiowa	0	0	0	0	0	0	0	0	0	0	0	0
	Prowers	0	2	4	0	8	0	0	9	1	5	0	0
	Total	0	2	6	0	8	0	1	13	1	7	1	0
16	Bent	0	0	0	1	0	0	0	3	0	10	0	0
	Crowley	0	0	1	1	0	0	0	2	0	1	0	0
	Otero	0	1	8	4	8	0	0	23	4	6	0	0
	Total	0	1	9	6	8	0	0	28	4	17	0	0
17	Adams	0	3	121	48	89	2	34	187	17	205	0	0
	Broomfield	0	0	9	3	11	0	5	11	2	20	1	0
	Total	0	3	130	51	100	2	39	198	19	225	1	0
18	Arapahoe	0	0	87	39	45	0	17	119	7	223	0	0
	Douglas	0	0	8	2	13	0	4	45	0	58	0	0
	Elbert	0	0	5	0	1	0	0	1	0	7	0	0
	Lincoln	0	1	2	0	2	0	2	2	2	2	0	0
	Total	0	1	102	41	61	0	23	167	9	290	0	0
19	Weld	0	0	93	35	20	1	17	85	0	408	0	0
20	Boulder	1	2	21	6	69	0	15	91	1	182	0	0
21	Mesa	0	2	33	2	88	4	5	76	3	49	0	0
22	Dolores	0	0	0	0	0	0	0	2	0	1	0	0
	Montezuma	0	0	11	4	5	0	1	12	1	7	0	0
	Total	0	0	11	4	5	0	1	14	1	8	0	0
State Total		2	23	789	422	860	8	292	1,827	119	2,899	9	0
Percent of State Total		0.01%	0.06%	2%	1%	2%	0.02%	1%	5%	0.31%	8%	0.02%	0.00%

**Table 18: District Court Criminal Filings by Case Type
Fiscal Year 2014**

District	Court Location	Prostitution	Public Indecency	Abuse of Public Office	Public Peace and Order	Robbery	Sex Offenses	Tampering	Theft	Trespass	Vehicular Assault	Vehicular Homicide	Weapon	Total
12	Alamosa	0	0	0	0	7	3	3	33	9	1	0	5	329
	Conejos	0	0	0	0	0	2	0	3	2	0	0	0	68
	Costilla	0	0	0	0	0	1	1	4	2	0	0	0	62
	Mineral	0	0	0	0	0	0	0	0	0	0	0	0	4
	Rio Grande	0	0	0	1	4	2	0	20	5	0	0	2	159
	Saguache	0	0	0	1	1	1	1	7	4	0	0	1	61
	Total	0	0	0	2	12	9	5	67	22	1	0	8	683
13	Kit Carson	0	0	0	0	0	6	0	8	1	0	0	0	74
	Logan	0	0	0	1	2	25	0	30	11	1	0	4	290
	Morgan	0	0	0	0	2	15	0	30	9	0	1	4	262
	Phillips	0	0	0	0	0	0	0	2	0	0	0	1	11
	Sedgwick	0	0	0	0	0	1	0	2	0	0	0	0	17
	Washington	0	0	0	0	0	2	0	3	0	0	0	1	25
	Yuma	0	0	0	0	0	3	1	10	4	1	0	0	60
	Total	0	0	0	1	4	52	1	85	25	2	1	10	739
14	Grand	0	0	0	3	0	4	0	6	9	1	1	2	90
	Moffat	0	0	0	2	0	6	1	15	16	0	0	7	170
	Routt	2	0	0	0	0	2	1	19	8	0	0	3	131
		Total	2	0	0	5	0	12	2	40	33	1	1	12
15	Baca	0	0	0	1	0	2	0	4	0	0	0	0	45
	Cheyenne	0	0	0	0	0	1	0	1	1	0	0	1	17
	Kiowa	0	0	0	0	0	0	0	4	0	0	0	0	16
	Prowers	0	0	0	2	2	4	0	14	9	0	0	4	202
		Total	0	0	0	3	2	7	0	23	10	0	0	5
16	Bent	0	0	0	0	3	1	0	7	2	0	0	1	65
	Crowley	0	0	0	0	0	4	0	2	1	0	0	0	39
	Otero	0	0	0	5	4	12	0	19	14	1	1	4	240
		Total	0	0	0	5	7	17	0	28	17	1	1	5
17	Adams	0	0	0	23	89	177	19	470	145	15	3	63	3,713
	Broomfield	0	0	0	1	6	15	0	87	8	0	0	2	303
		Total	0	0	0	24	95	192	19	557	153	15	3	65
18	Arapahoe	11	0	0	1	76	141	4	393	80	16	2	67	3,033
	Douglas	0	0	0	0	8	47	3	208	27	5	0	4	765
	Elbert	0	0	0	0	0	1	0	12	1	1	0	2	62
	Lincoln	0	0	0	1	0	2	0	9	4	1	1	0	115
		Total	11	0	0	2	84	191	7	622	112	23	3	73
19	Weld	0	0	0	0	37	62	3	303	69	16	2	17	2,234
20	Boulder	0	0	3	7	22	93	5	245	118	3	2	14	1,929
21	Mesa	2	0	0	18	27	54	11	174	87	4	2	37	1,570
22	Dolores	0	0	0	0	0	0	0	2	1	0	0	0	8
	Montezuma	0	0	2	7	1	13	2	28	11	1	0	5	277
		Total	0	0	2	7	1	13	2	30	12	1	0	5
State Total		32	4	5	147	850	1,704	106	4,523	1,478	172	49	583	37,966
Percent of State Total		0.08%	0.01%	0.01%	0.39%	2%	4%	0.28%	12%	4%	0.45%	0.13%	2%	100%

**Table 19: District Court Juvenile Filings by Case Type
Fiscal Year 2014**

District	Court Location	Consent		Dependency & Neglect	D&N Expedited Placement	Grandparent Visitation	Juvenile Expungement	Juvenile Other	Juvenile Relinquishment	
		Adoption	Confidential Intermediary							for Marriage
1	Gilpin	4	0	0	4	0	0	0	0	
	Jefferson	194	6	1	139	187	2	14	1	63
	Total	198	6	1	143	187	2	14	1	63
2	Denver Juvenile	276	56	0	105	200	0	0	104	3
3	Huerfano	1	1	0	3	4	0	0	5	1
	Las Animas	35	0	0	8	10	0	0	7	0
	Total	36	1	0	11	14	0	0	12	1
4	El Paso	323	0	1	250	283	0	107	116	18
	Teller	21	0	0	5	10	0	0	5	0
	Total	344	0	1	255	293	0	107	121	18
5	Clear Creek	42	0	0	7	3	0	0	2	46
	Eagle	3	0	0	5	3	0	0	6	1
	Lake	1	0	0	0	5	0	0	1	0
	Summit	1	0	0	4	0	0	0	5	0
	Total	47	0	0	16	11	0	0	14	47
6	Archuleta	1	0	0	1	3	0	0	0	2
	La Plata	7	0	0	9	14	0	0	4	6
	San Juan	0	0	0	0	0	0	0	0	0
	Total	8	0	0	10	17	0	0	4	8
7	Delta	5	4	1	9	12	0	0	6	4
	Gunnison	4	0	0	5	4	0	2	0	0
	Hinsdale	0	0	0	0	0	0	0	0	0
	Montrose	22	0	0	15	13	0	0	3	19
	Ouray	0	0	0	0	0	0	0	0	0
	San Miguel	2	0	0	1	4	0	0	0	0
	Total	33	4	1	30	33	0	2	9	23
8	Jackson	0	0	0	0	0	0	0	0	0
	Larimer	160	2	0	66	78	0	1	2	32
	Total	160	2	0	66	78	0	1	2	32
9	Garfield	12	0	0	8	17	0	1	0	1
	Pitkin	2	0	0	0	1	0	0	0	0
	Rio Blanco	6	0	0	6	0	0	0	1	2
	Total	20	0	0	14	18	0	1	1	3
10	Pueblo	52	1	0	45	139	0	1	0	7
11	Chaffee	4	0	0	6	5	0	1	0	2
	Custer	1	0	0	0	0	0	0	0	0
	Fremont	39	0	0	14	40	0	11	0	2
	Park	4	0	0	4	3	0	0	0	1
	Total	48	0	0	24	48	0	12	0	5

*A detailed listing of Juvenile Delinquency filings by case type are found in Table 20 of this report.

**Table 19: District Court Juvenile Filings by Case Type
Fiscal Year 2014**

District	Court Location	IV-D		Petition for Review of Need for Placement	Support	Warrant	IV-D		Non-JD Juvenile Total	Juvenile Delinquency Total*	Total
		Paternity	Order				Support	Truancy			
1	Gilpin	1	0	0	0	0	1	0	10	16	26
	Jefferson	54	84	0	24	0	386	267	1,422	823	2,245
	Total	55	84	0	24	0	387	267	1,432	839	2,271
2	Denver Juvenile	34	517	6	0	0	833	409	2,543	1,067	3,610
3	Huerfano	2	3	0	1	0	18	0	39	19	58
	Las Animas	3	14	0	1	0	30	19	127	63	190
	Total	5	17	0	2	0	48	19	166	82	248
4	El Paso	23	344	2	1	0	597	147	2,212	1,084	3,296
	Teller	0	1	0	0	0	24	2	68	50	118
	Total	23	345	2	1	0	621	149	2,280	1,134	3,414
5	Clear Creek	2	0	0	0	0	4	0	106	8	114
	Eagle	2	7	0	0	0	19	0	46	70	116
	Lake	0	2	0	0	0	9	0	18	17	35
	Summit	5	2	1	0	0	4	6	28	56	84
	Total	9	11	1	0	0	36	6	198	151	349
6	Archuleta	3	5	0	3	0	15	0	33	6	39
	La Plata	1	24	2	0	0	43	1	111	36	147
	San Juan	0	1	0	0	0	0	0	1	0	1
	Total	4	30	2	3	0	58	1	145	42	187
7	Delta	2	13	2	1	0	37	0	96	38	134
	Gunnison	2	2	0	0	0	4	0	23	7	30
	Hinsdale	0	0	0	0	0	0	0	0	1	1
	Montrose	2	12	0	0	0	43	0	129	62	191
	Ouray	0	0	0	0	0	0	0	0	4	4
	San Miguel	1	0	0	0	0	3	0	11	1	12
	Total	7	27	2	1	0	87	0	259	113	372
8	Jackson	0	0	0	0	0	1	0	1	2	3
	Larimer	16	82	2	2	0	298	13	754	820	1,574
	Total	16	82	2	2	0	299	13	755	822	1,577
9	Garfield	10	10	0	1	0	69	2	131	97	228
	Pitkin	1	2	0	0	0	5	0	11	21	32
	Rio Blanco	1	2	1	0	0	6	0	25	14	39
	Total	12	14	1	1	0	80	2	167	132	299
10	Pueblo	31	27	0	34	0	69	180	586	284	870
11	Chaffee	0	3	0	0	0	7	1	29	34	63
	Custer	0	1	0	0	0	2	0	4	5	9
	Fremont	18	18	0	18	0	97	9	266	108	374
	Park	0	1	0	0	0	8	1	22	16	38
	Total	18	23	0	18	0	114	11	321	163	484

*A detailed listing of Juvenile Delinquency filings by case type are found in Table 20 of this report.

**Table 19: District Court Juvenile Filings by Case Type
Fiscal Year 2014**

District	Court Location	Adoption	Consent			D&N Expedited Placement	Grandparent Visitation	Juvenile Expungement	Juvenile Other	Juvenile Relinquishment
			Confidential Intermediary	for Marriage	Dependency & Neglect					
12	Alamosa	19	0	0	10	27	0	0	0	24
	Conejos	2	0	0	3	7	0	0	0	1
	Costilla	2	0	0	3	2	0	0	0	2
	Mineral	0	0	0	0	0	0	0	0	0
	Rio Grande	6	0	0	13	13	0	0	0	6
	Saguache	3	0	0	4	4	0	0	0	0
	Total	32	0	0	33	53	0	0	0	33
13	Kit Carson	2	0	0	0	3	0	0	0	1
	Logan	19	0	0	15	29	0	0	0	3
	Morgan	28	0	0	11	27	0	0	0	7
	Phillips	1	0	0	0	2	0	0	0	0
	Sedgwick	1	0	0	2	0	0	0	0	0
	Washington	0	0	0	1	4	0	0	0	1
	Total	52	0	0	32	68	0	0	0	12
14	Grand	3	0	0	1	3	0	0	0	1
	Moffat	3	0	0	2	5	0	0	0	0
	Routt	1	0	0	0	0	0	0	0	0
	Total	7	0	0	3	8	0	0	0	1
15	Baca	4	0	0	0	2	0	0	0	0
	Cheyenne	0	0	0	1	2	0	0	0	0
	Kiowa	0	0	0	0	1	0	0	0	0
	Prowers	8	0	0	6	4	0	0	0	1
	Total	12	0	0	7	9	0	0	0	1
16	Bent	1	0	0	3	3	0	0	0	2
	Crowley	1	0	0	1	5	0	0	0	0
	Otero	14	0	0	11	13	0	0	3	0
	Total	16	0	0	15	21	0	0	3	2
17	Adams	223	3	0	90	227	1	15	34	12
	Broomfield	12	0	0	8	9	0	17	0	0
	Total	235	3	0	98	236	1	32	34	12
18	Arapahoe	237	0	0	93	127	3	23	6	32
	Douglas	129	1	0	40	19	2	83	0	37
	Elbert	13	0	0	5	3	0	0	0	1
	Lincoln	4	0	0	3	3	0	0	0	0
	Total	383	1	0	141	152	5	106	6	70
19	Weld	112	0	1	42	94	0	0	27	3
20	Boulder	79	0	1	20	53	0	0	62	23
21	Mesa	90	0	0	68	51	2	31	3	17
22	Dolores	0	0	0	0	0	0	0	0	0
	Montezuma	5	0	0	4	6	0	0	0	0
	Total	5	0	0	4	6	0	0	0	0
State Total		2,245	74	5	1,182	1,789	10	307	403	384
Percent of State Total		9%	0.30%	0.02%	5%	7%	0.04%	1%	2%	2%

*A detailed listing of Juvenile Delinquency filings by case type are found in Table 20 of this report.

**Table 19: District Court Juvenile Filings by Case Type
Fiscal Year 2014**

District	Court Location	IV-D		Petition for	Support	Warrant	IV-D		Non-JD	Juvenile	Total
		Paternity	Paternity Order	Review of Need for Placement			Support Order	Truancy	Juvenile Total	Delinquency Total*	
12	Alamosa	0	13	1	0	0	36	15	145	34	179
	Conejos	2	2	0	2	0	26	0	45	9	54
	Costilla	0	3	0	1	0	7	1	21	0	21
	Mineral	0	0	0	0	0	2	0	2	0	2
	Rio Grande	2	15	0	4	0	31	21	111	24	135
	Saguache	1	0	0	0	0	7	8	27	3	30
	Total	5	33	1	7	0	109	45	351	70	421
13	Kit Carson	0	7	0	0	0	8	0	21	23	44
	Logan	5	8	0	2	0	34	4	119	20	139
	Morgan	5	17	0	2	0	44	11	152	35	187
	Phillips	0	0	0	0	0	4	0	7	6	13
	Sedgwick	0	0	0	0	0	0	0	3	3	6
	Washington	2	2	0	0	0	8	0	18	4	22
	Yuma	0	3	2	0	0	11	0	23	20	43
	Total	12	37	2	4	0	109	15	343	111	454
14	Grand	0	1	1	0	0	7	0	17	4	21
	Moffat	1	7	1	0	0	34	5	58	19	77
	Routt	0	4	0	2	0	14	2	23	10	33
	Total	1	12	2	2	0	55	7	98	33	131
15	Baca	0	0	1	0	0	2	0	9	9	18
	Cheyenne	0	0	0	0	0	5	0	8	0	8
	Kiowa	0	1	0	1	0	5	0	8	3	11
	Prowers	17	2	0	11	0	13	14	76	37	113
	Total	17	3	1	12	0	22	14	101	49	150
16	Bent	0	4	0	4	0	16	3	36	5	41
	Crowley	4	2	0	0	0	8	3	24	1	25
	Otero	7	10	1	8	6	29	14	116	41	157
	Total	11	16	1	12	6	53	20	176	47	223
17	Adams	82	167	0	20	0	495	197	1,566	499	2,065
	Broomfield	2	5	0	0	0	36	14	103	51	154
	Total	84	172	0	20	0	531	211	1,669	550	2,219
18	Arapahoe	148	152	0	91	0	567	238	1,717	897	2,614
	Douglas	12	32	0	0	0	95	16	466	476	942
	Elbert	0	0	0	1	0	14	0	37	17	54
	Lincoln	1	3	0	0	0	13	0	27	13	40
	Total	161	187	0	92	0	689	254	2,247	1,403	3,650
19	Weld	4	112	0	0	0	311	139	845	833	1,678
20	Boulder	10	61	0	0	5	174	163	651	391	1,042
21	Mesa	13	73	0	4	15	225	19	611	274	885
22	Dolores	0	0	0	0	0	0	0	0	0	0
	Montezuma	1	8	1	2	0	6	0	33	33	66
	Total	1	8	1	2	0	6	0	33	33	66
State Total		533	1,891	24	241	26	4,916	1,944	15,977	8,623	24,600
Percent of State Total		2%	8%	0.10%	1%	0.11%	20%	8%	65%	35%	100%

*A detailed listing of Juvenile Delinquency filings by case type are found in Table 20 of this report.

**Table 20: District Court Juvenile Delinquency Filings by Case Type
Fiscal Year 2014**

District	Court Location	Arson	Assault	Bail Violation	Burglary	Bribery - Tampering	Child Abuse	Criminal Mischief	Cruelty to Animals	Delinquent Case Remand from District Court
1	Gilpin	0	4	0	2	0	0	1	0	0
	Jefferson	9	133	0	59	0	1	57	0	0
	Total	9	137	0	61	0	1	58	0	0
2	Denver Juvenile	4	137	0	137	0	1	83	0	0
3	Huerfano	1	0	0	1	0	0	1	0	0
	Las Animas	1	12	0	1	0	0	9	2	0
	Total	2	12	0	2	0	0	10	2	0
4	El Paso	11	185	0	64	5	1	115	6	0
	Teller	0	6	0	1	0	0	2	0	0
	Total	11	191	0	65	5	1	117	6	0
5	Clear Creek	0	1	0	0	0	0	1	0	0
	Eagle	1	10	0	10	0	0	0	0	0
	Lake	0	0	1	0	0	0	2	0	0
	Summit	2	0	0	2	0	0	3	0	0
	Total	3	11	1	12	0	0	6	0	0
6	Archuleta	0	1	0	0	0	0	1	0	0
	La Plata	0	5	0	4	0	0	1	0	0
	San Juan	0	0	0	0	0	0	0	0	0
	Total	0	6	0	4	0	0	2	0	0
7	Delta	0	7	0	1	0	0	2	0	0
	Gunnison	0	1	1	0	0	0	0	0	0
	Hinsdale	0	0	0	1	0	0	0	0	0
	Montrose	0	13	0	7	0	0	4	0	0
	Ouray	0	0	0	0	0	0	0	0	0
	San Miguel	0	0	0	0	0	0	0	0	0
	Total	0	21	1	9	0	0	6	0	0
8	Jackson	0	0	0	0	0	0	0	0	0
	Larimer	5	87	0	19	1	1	76	1	0
	Total	5	87	0	19	1	1	76	1	0
9	Garfield	0	11	1	11	0	0	7	0	0
	Pitkin	0	0	0	1	0	0	0	0	0
	Rio Blanco	0	4	0	0	0	0	3	0	0
	Total	0	15	1	12	0	0	10	0	0
10	Pueblo	1	58	0	54	0	1	26	1	0
11	Chaffee	0	2	0	2	0	0	6	0	0
	Custer	0	1	0	1	0	0	2	0	0
	Fremont	0	18	0	3	0	0	9	0	0
	Park	1	3	0	0	0	0	0	0	0
	Total	1	24	0	6	0	0	17	0	0

**Table 20: District Court Juvenile Delinquency Filings by Case Type
Fiscal Year 2014**

District	Court Location	Drugs	Escape	Forgery	Fraud	Gambling	Harassment	Homicide	Impersonation	Incest
1	Gilpin	0	0	0	0	0	1	0	0	0
	Jefferson	67	5	0	0	0	22	1	0	3
	Total	67	5	0	0	0	23	1	0	3
2	Denver Juvenile	64	8	1	1	0	14	10	2	0
3	Huerfano	1	0	0	0	0	0	0	1	0
	Las Animas	5	0	0	0	0	5	0	0	0
	Total	6	0	0	0	0	5	0	1	0
4	El Paso	36	7	0	10	0	51	5	11	5
	Teller	4	0	0	0	0	4	0	0	0
	Total	40	7	0	10	0	55	5	11	5
5	Clear Creek	0	0	0	0	0	2	0	0	0
	Eagle	7	0	0	0	0	6	1	2	0
	Lake	4	0	0	0	0	0	0	0	0
	Summit	6	0	0	0	0	2	1	0	0
	Total	17	0	0	0	0	10	2	2	0
6	Archuleta	1	0	0	0	0	2	0	0	0
	La Plata	1	2	0	0	0	3	0	3	0
	San Juan	0	0	0	0	0	0	0	0	0
	Total	2	2	0	0	0	5	0	3	0
7	Delta	2	0	0	0	0	1	0	0	0
	Gunnison	3	0	0	0	0	0	0	0	0
	Hinsdale	0	0	0	0	0	0	0	0	0
	Montrose	2	2	0	0	0	4	0	1	0
	Ouray	0	0	1	0	0	0	0	0	0
	San Miguel	0	0	0	0	0	0	0	0	0
	Total	7	2	1	0	0	5	0	1	0
8	Jackson	0	0	0	0	0	0	0	0	0
	Larimer	173	2	0	1	0	58	0	6	0
	Total	173	2	0	1	0	58	0	6	0
9	Garfield	14	0	1	1	0	6	0	1	0
	Pitkin	2	0	1	0	0	2	0	0	0
	Rio Blanco	0	0	0	0	0	0	0	0	0
	Total	16	0	2	1	0	8	0	1	0
10	Pueblo	25	0	0	0	0	9	3	0	0
11	Chaffee	6	0	0	0	0	1	0	0	0
	Custer	0	0	0	0	0	0	0	0	0
	Fremont	9	0	0	0	0	7	0	0	0
	Park	4	0	0	0	0	1	0	0	0
	Total	19	0	0	0	0	9	0	0	0

**Table 20: District Court Juvenile Delinquency Filings by Case Type
Fiscal Year 2014**

District	Court Location	Kidnapping	Menacing	Other	Perjury	Possession of Alcohol by Minor	Prostitution	Public Peace and Order	Robbery	Runaway
1	Gilpin	0	1	4	0	0	0	0	0	0
	Jefferson	0	18	109	0	1	1	0	6	0
	Total	0	19	113	0	1	1	0	6	0
2	Denver Juvenile	8	41	104	0	1	3	27	86	12
3	Huerfano	0	2	5	0	0	0	0	0	0
	Las Animas	0	3	7	0	0	0	6	2	0
	Total	0	5	12	0	0	0	6	2	0
4	El Paso	1	38	116	0	1	0	12	18	0
	Teller	0	1	5	0	0	0	0	0	0
	Total	1	39	121	0	1	0	12	18	0
5	Clear Creek	0	0	2	0	0	0	0	0	0
	Eagle	0	2	5	0	0	0	4	2	0
	Lake	0	0	1	0	0	0	0	0	0
	Summit	0	2	5	0	5	0	0	0	0
	Total	0	4	13	0	5	0	4	2	0
6	Archuleta	0	0	0	0	0	0	0	0	0
	La Plata	0	0	4	0	2	0	0	0	0
	San Juan	0	0	0	0	0	0	0	0	0
	Total	0	0	4	0	2	0	0	0	0
7	Delta	0	3	5	0	0	0	0	0	0
	Gunnison	0	0	0	0	0	0	0	0	0
	Hinsdale	0	0	0	0	0	0	0	0	0
	Montrose	0	1	3	0	0	0	1	0	0
	Ouray	0	0	0	0	0	0	0	0	0
	San Miguel	0	0	0	0	0	0	0	0	0
	Total	0	4	8	0	0	0	1	0	0
8	Jackson	0	1	0	0	0	0	0	0	0
	Larimer	0	12	35	0	46	0	44	2	0
	Total	0	13	35	0	46	0	44	2	0
9	Garfield	0	4	1	0	1	1	7	0	0
	Pitkin	0	1	1	0	3	0	0	0	0
	Rio Blanco	0	0	0	0	0	0	0	0	0
	Total	0	5	2	0	4	1	7	0	0
10	Pueblo	0	8	15	0	0	0	6	5	0
11	Chaffee	0	0	4	0	1	0	0	0	0
	Custer	0	0	1	0	0	0	0	0	0
	Fremont	0	3	10	0	18	0	0	0	0
	Park	0	2	0	0	0	0	0	0	0
	Total	0	5	15	0	19	0	0	0	0

**Table 20: District Court Juvenile Delinquency Filings by Case Type
Fiscal Year 2014**

District	Court Location	Sex Offenses	Tampering	Theft	Trespass	Vehicular Assault	Vehicular Homicide	Weapon	Total
1	Gilpin	0	0	1	0	1	0	1	16
	Jefferson	57	0	177	64	2	0	31	823
	Total	57	0	178	64	3	0	32	839
2	Denver Juvenile	47	0	174	54	1	0	47	1,067
3	Huerfano	1	0	4	2	0	0	0	19
	Las Animas	1	0	1	5	1	0	2	63
	Total	2	0	5	7	1	0	2	82
4	El Paso	73	5	186	72	0	0	50	1,084
	Teller	3	0	15	5	0	0	4	50
	Total	76	5	201	77	0	0	54	1,134
5	Clear Creek	1	0	1	0	0	0	0	8
	Eagle	1	0	17	2	0	0	0	70
	Lake	0	0	8	1	0	0	0	17
	Summit	3	0	13	7	0	0	5	56
	Total	5	0	39	10	0	0	5	151
6	Archuleta	0	0	1	0	0	0	0	6
	La Plata	3	0	5	2	0	0	1	36
	San Juan	0	0	0	0	0	0	0	0
	Total	3	0	6	2	0	0	1	42
7	Delta	5	0	6	4	0	0	2	38
	Gunnison	0	0	0	1	0	0	1	7
	Hinsdale	0	0	0	0	0	0	0	1
	Montrose	3	0	14	4	0	0	3	62
	Ouray	0	0	2	1	0	0	0	4
	San Miguel	1	0	0	0	0	0	0	1
	Total	9	0	22	10	0	0	6	113
8	Jackson	0	0	0	1	0	0	0	2
	Larimer	32	3	155	40	1	0	20	820
	Total	32	3	155	41	1	0	20	822
9	Garfield	4	3	8	13	0	0	2	97
	Pitkin	4	0	2	4	0	0	0	21
	Rio Blanco	2	0	5	0	0	0	0	14
	Total	10	3	15	17	0	0	2	132
10	Pueblo	10	0	50	10	0	0	2	284
11	Chaffee	2	0	8	2	0	0	0	34
	Custer	0	0	0	0	0	0	0	5
	Fremont	5	0	17	6	0	0	3	108
	Park	2	0	2	0	0	0	1	16
	Total	9	0	27	8	0	0	4	163

**Table 20: District Court Juvenile Delinquency Filings by Case Type
Fiscal Year 2014**

District	Court Location	Arson	Assault	Bail Violation	Burglary	Bribery - Tampering	Child Abuse	Criminal Mischief	Cruelty to Animals	Delinquent Case Remand from District Court
12	Alamosa	0	12	0	1	0	0	9	0	0
	Conejos	0	2	0	3	0	0	0	0	0
	Costilla	0	0	0	0	0	0	0	0	0
	Mineral	0	0	0	0	0	0	0	0	0
	Rio Grande	0	3	0	8	0	0	2	0	0
	Saguache	0	1	0	0	0	0	0	0	0
	Total	0	18	0	12	0	0	11	0	0
13	Kit Carson	0	5	1	3	0	0	0	0	0
	Logan	0	3	0	1	0	0	0	0	0
	Morgan	1	11	1	2	0	0	0	0	0
	Phillips	1	1	0	0	0	0	0	0	0
	Sedgwick	0	1	0	0	0	0	0	0	0
	Washington	0	2	0	0	0	0	0	0	0
	Total	2	23	2	8	0	0	3	0	0
14	Grand	0	1	0	1	0	0	0	0	0
	Moffat	1	6	0	3	0	0	0	0	0
	Routt	1	2	0	1	0	0	1	0	0
	Total	2	9	0	5	0	0	1	0	0
15	Baca	1	1	0	2	0	0	0	0	0
	Cheyenne	0	0	0	0	0	0	0	0	0
	Kiowa	0	0	0	0	0	0	1	0	0
	Prowers	0	2	0	4	0	0	2	0	0
	Total	1	3	0	6	0	0	3	0	0
16	Bent	0	1	0	1	0	0	0	0	0
	Crowley	0	0	0	0	0	0	0	0	0
	Otero	0	7	0	11	0	0	4	0	0
	Total	0	8	0	12	0	0	4	0	0
17	Adams	2	77	0	58	0	3	31	0	0
	Broomfield	0	4	0	5	0	0	3	0	0
	Total	2	81	0	63	0	3	34	0	0
18	Arapahoe	1	133	5	106	0	1	41	1	1
	Douglas	1	48	1	9	0	0	24	0	0
	Elbert	0	3	0	1	0	0	0	0	0
	Lincoln	0	1	0	0	0	0	1	0	0
	Total	2	185	6	116	0	1	66	1	1
19	Weld	9	87	0	58	0	0	47	0	0
20	Boulder	7	43	2	23	2	0	18	0	1
21	Mesa	2	33	4	24	0	0	18	0	0
22	Dolores	0	0	0	0	0	0	0	0	0
	Montezuma	0	6	0	2	0	0	2	0	0
	Total	0	6	0	2	0	0	2	0	0
State Total		63	1,195	17	710	8	9	618	11	2
Percent of State Total		1%	14%	0.20%	8%	0.09%	0.10%	7%	0.13%	0.02%

**Table 20: District Court Juvenile Delinquency Filings by Case Type
Fiscal Year 2014**

District	Court Location	Drugs	Escape	Forgery	Fraud	Gambling	Harassment	Homicide	Impersonation	Incest
12	Alamosa	3	1	0	0	0	2	0	1	0
	Conejos	1	0	0	0	0	1	0	0	0
	Costilla	0	0	0	0	0	0	0	0	0
	Mineral	0	0	0	0	0	0	0	0	0
	Rio Grande	1	0	0	0	0	5	0	0	0
	Saguache	0	0	0	0	0	0	0	0	0
	Total	5	1	0	0	0	8	0	1	0
13	Kit Carson	1	0	0	0	0	0	0	0	0
	Logan	2	3	0	0	0	2	0	0	1
	Morgan	0	0	0	0	0	1	1	0	0
	Phillips	0	0	0	0	0	0	0	0	0
	Sedgwick	0	0	0	0	0	0	0	0	0
	Washington	0	0	0	0	0	0	0	0	0
	Total	4	3	0	0	0	4	2	0	1
14	Grand	0	0	0	0	0	0	0	0	0
	Moffat	0	0	0	0	0	0	0	0	0
	Routt	0	0	0	0	0	0	0	0	0
	Total	0	0	0	0	0	0	0	0	0
15	Baca	0	0	0	1	0	0	0	0	0
	Cheyenne	0	0	0	0	0	0	0	0	0
	Kiowa	0	0	0	0	0	1	0	0	0
	Prowers	6	0	0	1	0	3	0	0	0
	Total	6	0	0	2	0	4	0	0	0
16	Bent	0	0	0	0	0	2	0	0	0
	Crowley	0	0	0	0	0	0	0	0	0
	Otero	1	0	0	0	0	2	0	0	0
	Total	1	0	0	0	0	4	0	0	0
17	Adams	48	1	1	1	0	24	6	2	1
	Broomfield	5	0	0	0	0	1	0	0	0
	Total	53	1	1	1	0	25	6	2	1
18	Arapahoe	47	28	2	0	1	27	3	4	2
	Douglas	108	0	0	0	0	37	0	6	1
	Elbert	4	0	0	0	0	1	0	0	0
	Lincoln	1	0	0	0	0	0	0	0	0
	Total	160	28	2	0	1	65	3	10	3
19	Weld	73	0	2	0	0	38	3	0	1
20	Boulder	64	0	0	0	0	16	0	4	3
21	Mesa	20	3	0	2	0	6	0	7	5
22	Dolores	0	0	0	0	0	0	0	0	0
	Montezuma	2	0	0	0	0	1	0	1	0
	Total	2	0	0	0	0	1	0	1	0
State Total		824	62	9	18	1	372	35	52	22
Percent of State Total		10%	1%	0.10%	0.21%	0.01%	4%	0.41%	1%	0.26%

**Table 20: District Court Juvenile Delinquency Filings by Case Type
Fiscal Year 2014**

District	Court Location	Kidnapping	Menacing	Other	Perjury	Possession of Alcohol by Minor	Prostitution	Public Peace and Order	Robbery	Runaway
12	Alamosa	0	1	2	0	0	0	0	0	0
	Conejos	0	0	1	0	0	0	0	0	0
	Costilla	0	0	0	0	0	0	0	0	0
	Mineral	0	0	0	0	0	0	0	0	0
	Rio Grande	0	0	2	0	1	0	0	0	0
	Saguache	0	0	0	0	0	0	0	0	0
	Total	0	1	5	0	1	0	0	0	0
13	Kit Carson	0	2	2	0	0	0	1	0	0
	Logan	0	0	4	1	0	0	0	0	0
	Morgan	0	0	5	1	0	0	0	0	0
	Phillips	0	0	1	0	0	0	0	0	0
	Sedgwick	0	0	0	0	0	0	0	0	0
	Washington	0	0	0	0	0	0	0	0	0
	Yuma	0	3	2	0	0	0	0	1	0
Total	0	5	14	2	0	0	1	1	0	
14	Grand	0	0	1	0	0	0	0	0	0
	Moffat	0	0	1	0	0	0	0	0	0
	Routt	0	0	0	0	0	0	0	0	0
	Total	0	0	2	0	0	0	0	0	0
15	Baca	0	0	1	0	0	0	0	0	0
	Cheyenne	0	0	0	0	0	0	0	0	0
	Kiowa	0	0	0	0	0	0	0	0	0
	Prowers	0	2	2	0	0	0	4	0	0
	Total	0	2	3	0	0	0	4	0	0
16	Bent	0	0	1	0	0	0	0	0	0
	Crowley	0	1	0	0	0	0	0	0	0
	Otero	0	2	3	0	0	0	0	1	0
	Total	0	3	4	0	0	0	0	1	0
17	Adams	3	25	35	0	0	1	6	11	0
	Broomfield	0	1	3	0	0	0	0	0	0
	Total	3	26	38	0	0	1	6	11	0
18	Arapahoe	1	18	176	0	3	0	1	24	0
	Douglas	0	8	50	0	9	0	11	0	0
	Elbert	0	0	1	0	0	0	0	0	0
	Lincoln	0	0	3	0	0	0	2	0	0
	Total	1	26	230	0	12	0	14	24	0
19	Weld	0	9	151	0	17	0	0	6	0
20	Boulder	0	6	48	0	0	0	0	3	0
21	Mesa	0	8	19	0	5	0	2	2	0
22	Dolores	0	0	0	0	0	0	0	0	0
	Montezuma	0	0	1	0	2	0	0	0	0
	Total	0	0	1	0	2	0	0	0	0
State Total		13	229	957	2	116	6	134	169	12
Percent of State Total		0.15%	3%	11%	0.02%	1%	0.07%	2%	2%	0.14%

**Table 20: District Court Juvenile Delinquency Filings by Case Type
Fiscal Year 2014**

District	Court Location	Sex Offenses	Tampering	Theft	Trespass	Vehicular Assault	Vehicular Homicide	Weapon	Total
12	Alamosa	1	0	1	0	0	0	0	34
	Conejos	1	0	0	0	0	0	0	9
	Costilla	0	0	0	0	0	0	0	0
	Mineral	0	0	0	0	0	0	0	0
	Rio Grande	0	0	2	0	0	0	0	24
	Saguache	1	0	1	0	0	0	0	3
	Total	3	0	4	0	0	0	0	70
13	Kit Carson	1	0	2	5	0	0	0	23
	Logan	0	0	2	1	0	0	0	20
	Morgan	4	0	6	1	0	0	1	35
	Phillips	3	0	0	0	0	0	0	6
	Sedgwick	1	0	0	1	0	0	0	3
	Washington	0	0	2	0	0	0	0	4
	Yuma	1	0	2	3	0	0	0	20
	Total	10	0	14	11	0	0	1	111
14	Grand	0	0	0	0	0	0	1	4
	Moffat	3	1	3	0	0	0	1	19
	Routt	2	0	3	0	0	0	0	10
	Total	5	1	6	0	0	0	2	33
15	Baca	2	0	0	0	0	0	1	9
	Cheyenne	0	0	0	0	0	0	0	0
	Kiowa	1	0	0	0	0	0	0	3
	Prowers	3	0	4	3	0	0	1	37
	Total	6	0	4	3	0	0	2	49
16	Bent	0	0	0	0	0	0	0	5
	Crowley	0	0	0	0	0	0	0	1
	Otero	4	0	0	3	0	0	3	41
	Total	4	0	0	3	0	0	3	47
17	Adams	41	1	59	43	2	1	16	499
	Broomfield	8	0	20	0	0	0	1	51
	Total	49	1	79	43	2	1	17	550
18	Arapahoe	32	6	153	61	2	0	17	897
	Douglas	35	3	75	40	1	0	9	476
	Elbert	0	0	6	1	0	0	0	17
	Lincoln	1	0	2	2	0	0	0	13
	Total	68	9	236	104	3	0	26	1,403
19	Weld	41	0	225	53	1	0	12	833
20	Boulder	17	1	94	33	0	0	6	391
21	Mesa	23	2	51	26	1	0	11	274
22	Dolores	0	0	0	0	0	0	0	0
	Montezuma	1	0	9	2	0	0	4	33
	Total	1	0	9	2	0	0	4	33
State Total		487	25	1,594	578	13	1	259	8,623
Percent of State Total		6%	0.29%	18%	7%	0.15%	0.01%	3%	100%

**Table 21: District Court Mental Health Filings by Case Type
Fiscal Year 2014**

District	Court Location	Alcohol /Drugs	Developmentally Disabled	Evaluation	Involuntary Medication Procedure	Long Term Certification	Long Term Change of Venue	Other	Short Term	72 Hour Hold	Total
1	Gilpin	0	0	0	0	0	0	0	1	2	3
	Jefferson	23	20	7	0	5	3	0	663	0	721
	Total	23	20	7	0	5	3	0	664	2	724
2	Denver Probate	44	3	2	0	1	0		1,058	0	1,108
3	Huerfano	0	0	0	0	0	0	0	2	0	2
	Las Animas	0	0	0	0	0	1	0	2	0	3
	Total	0	0	0	0	0	1	0	4	0	5
4	El Paso	10	1	2	4	1	0	0	847	104	969
	Teller	0	0	0	0	0	0	0	8	1	9
	Total	10	1	2	4	1	0	0	855	105	978
5	Clear Creek	0	0	0	0	0	0	0	0	2	2
	Eagle	0	0	0	0	0	0	0	1	7	8
	Lake	0	0	0	0	0	0	0	6	1	7
	Summit	0	0	0	0	0	0	0	5	6	11
	Total	0	0	0	0	0	0	0	12	16	28
6	Archuleta	0	0	0	0	0	0	0	3	5	8
	La Plata	4	3	1	0	0	0	0	26	38	72
	San Juan	0	0	0	0	0	0	0	0	0	0
	Total	4	3	1	0	0	0	0	29	43	80
7	Delta	0	0	0	0	0	0	0	5	1	6
	Gunnison	0	0	0	0	0	0	0	0	1	1
	Hinsdale	0	0	0	0	0	0	0	0	0	0
	Montrose	0	0	0	0	0	0	0	3	4	7
	Ouray	0	0	0	0	0	0	0	0	0	0
	San Miguel	0	0	0	0	0	0	0	2	0	2
	Total	0	0	0	0	0	0	0	10	6	16
8	Jackson	0	0	0	0	0	0	0	0	0	0
	Larimer	1	0	0	1	0	1	1	391	1	396
	Total	1	0	0	1	0	1	1	391	1	396
9	Garfield	0	0	0	0	0	0	0	23	0	23
	Pitkin	0	0	0	0	0	0	0	5	5	10
	Rio Blanco	0	0	0	0	0	0	0	0	1	1
	Total	0	0	0	0	0	0	0	28	6	34
10	Pueblo	19	8	14	143	8	3	0	287	3	485
11	Chaffee	0	1	1	0	0	0	0	1	8	11
	Custer	0	0	0	0	0	0	0	0	2	2
	Fremont	0	1	0	0	0	0	0	38	2	41
	Park	0	0	0	0	0	0	0	1	9	10
	Total	0	2	1	0	0	0	0	40	21	64

**Table 21: District Court Mental Health Filings by Case Type
Fiscal Year 2014**

District	Court Location	Alcohol /Drugs	Developmentally Disabled	Evaluation	Involuntary Medication Procedure	Long Term Certification	Long Term Change of Venue	Other	Short Term	72 Hour Hold	Total
12	Alamosa	0	0	1	0	0	0	0	1	6	8
	Conejos	0	0	0	0	0	0	0	2	2	4
	Costilla	0	0	0	0	0	0	0	1	0	1
	Mineral	0	0	0	0	0	0	0	1	0	1
	Rio Grande	0	0	0	0	0	0	0	1	4	5
	Saguache	0	0	0	0	0	0	0	1	2	3
	Total	0	0	1	0	0	0	0	7	14	22
13	Kit Carson	2	0	1	0	1	0	0	2	11	17
	Logan	1	2	1	0	0	0	0	1	28	33
	Morgan	3	0	0	0	0	0	0	8	26	37
	Phillips	0	0	0	0	0	0	0	0	0	0
	Sedgwick	0	0	0	0	0	0	0	0	0	0
	Washington	0	1	0	0	0	0	0	0	0	1
	Yuma	2	0	0	0	0	0	0	3	9	14
	Total	8	3	2	0	1	0	0	14	74	102
14	Grand	0	0	0	0	0	0	0	2	1	3
	Moffat	0	0	0	0	0	0	0	3	0	3
	Routt	0	0	0	0	0	0	0	1	0	1
	Total	0	0	0	0	0	0	0	6	1	7
15	Baca	0	1	1	0	1	0	0	1	3	7
	Cheyenne	0	0	0	0	0	0	0	0	4	4
	Kiowa	0	0	0	0	0	0	0	0	0	0
	Prowers	0	1	1	0	0	0	0	6	1	9
	Total	0	2	2	0	1	0	0	7	8	20
16	Bent	0	0	0	0	0	0	0	1	0	1
	Crowley	0	0	0	0	0	0	0	2	1	3
	Otero	0	3	0	0	1	0	0	18	3	25
	Total	0	3	0	0	1	0	0	21	4	29
17	Adams	6	4	1	0	12	0	0	373	0	396
	Broomfield	0	1	0	0	2	0	0	56	0	59
	Total	6	5	1	0	14	0	0	429	0	455
18	Arapahoe	10	3	3	0	10	0	0	770	0	796
	Douglas	2	0	2	1	2	0	0	211	2	220
	Elbert	0	0	0	0	0	0	0	8	8	16
	Lincoln	0	0	0	0	0	0	0	2	3	5
	Total	12	3	5	1	12	0	0	991	13	1,037
19	Weld	7	0	0	0	1	1	0	202	0	211
20	Boulder	2	1	3	0	17	0	0	513	1	537
21	Mesa	7	5	2	2	0	1	1	695	0	713
22	Dolores	0	0	0	0	0	0	0	0	0	0
	Montezuma	0	0	3	0	0	0	0	7	11	21
	Total	0	0	3	0	0	0	0	8	11	21
State Total		143	59	46	151	62	10	2	6,271	329	7,072
Percent State Total		2%	1%	1%	2%	1%	0.14%	0.03%	89%	5%	100%

**Table 22: District Court Probate Filings by Case Type
Fiscal Year 2014**

District	Court Location	Conservator/ Guardian-Adult						Determination of Heirship
		Ancillary Proceedings	Conservatorship/ Adult	Guardian- Adult	Conservatorship/ Minor	Conservatorship/ Guardian-Minor		
1	Gilpin	1	0	0	0	0	0	
	Jefferson	17	31	67	44	3	10	
	Total	18	31	67	44	3	10	
2	Denver Probate	17	41	68	15	4	11	
3	Huerfano	7	0	1	1	0	1	
	Las Animas	2	1	0	1	0	1	
	Total	9	1	1	2	0	2	
4	El Paso	16	16	69	94	10	0	
	Teller	10	1	0	1	0	0	
	Total	26	17	69	95	10	0	
5	Clear Creek	6	0	1	0	1	1	
	Eagle	25	0	2	3	0	1	
	Lake	1	2	0	0	0	0	
	Summit	14	1	4	5	0	0	
	Total	46	3	7	8	1	2	
6	Archuleta	16	0	3	3	0	2	
	La Plata	32	4	1	6	0	5	
	San Juan	1	0	0	0	0	0	
	Total	49	4	4	9	0	7	
7	Delta	5	2	2	1	0	1	
	Gunnison	9	0	0	1	0	0	
	Hinsdale	1	0	0	1	0	0	
	Montrose	3	3	3	2	1	0	
	Ouray	2	0	0	0	0	0	
	San Miguel	6	0	0	0	0	0	
	Total	26	5	5	5	1	1	
8	Jackson	1	0	0	0	0	0	
	Larimer	15	9	19	16	2	4	
	Total	16	9	19	16	2	4	
9	Garfield	9	0	2	2	1	0	
	Pitkin	11	2	1	0	0	0	
	Rio Blanco	7	0	1	0	0	1	
	Total	27	2	4	2	1	1	
10	Pueblo	13	13	22	18	1	7	
11	Chaffee	3	0	3	0	1	1	
	Custer	3	0	1	1	0	0	
	Fremont	12	1	2	6	1	8	
	Park	20	0	0	1	0	0	
	Total	38	1	6	8	2	9	

*Single Transaction cases include the approval of personal injury settlements and personal injury settlements by insurance companies' cases.

**Table 22: District Court Probate Filings by Case Type
Fiscal Year 2014**

District	Court Location	Foreign						
		Estate	Protective Proceeding	Guardianship/ Adult	Guardianship/ Minor	Intestate Formal	Intestate Informal	Other
1	Gilpin	2	0	2	0	1	2	0
	Jefferson	0	2	85	82	24	224	2
	Total	2	2	87	82	25	226	2
2	Denver Probate	0	0	116	95	63	319	22
3	Huerfano	0	0	4	0	0	10	0
	Las Animas	0	0	3	0	2	10	0
	Total	0	0	7	0	2	20	0
4	El Paso	0	0	130	114	31	207	4
	Teller	0	0	5	1	0	20	0
	Total	0	0	135	115	31	227	4
5	Clear Creek	0	0	1	1	0	7	0
	Eagle	0	0	2	1	1	16	0
	Lake	0	0	0	0	0	3	0
	Summit	0	0	1	1	1	7	0
	Total	0	0	4	3	2	33	0
6	Archuleta	0	0	1	0	1	10	0
	La Plata	0	0	6	4	2	29	0
	San Juan	0	0	0	2	0	0	0
	Total	0	0	7	6	3	39	0
7	Delta	0	0	5	2	3	32	0
	Gunnison	0	0	2	0	0	5	0
	Hinsdale	0	0	0	1	0	1	0
	Montrose	0	0	8	13	3	21	0
	Ouray	0	0	0	2	0	1	0
	San Miguel	0	0	0	0	0	1	0
	Total	0	0	15	18	6	61	0
8	Jackson	0	0	0	0	0	5	0
	Larimer	0	0	38	30	13	113	1
	Total	0	0	38	30	13	118	1
9	Garfield	0	0	8	15	2	12	1
	Pitkin	0	0	0	0	2	8	0
	Rio Blanco	0	0	1	0	1	6	0
	Total	0	0	9	15	5	26	1
10	Pueblo	0	0	49	31	14	119	0
11	Chaffee	0	0	5	2	0	3	0
	Custer	0	0	0	1	0	4	0
	Fremont	0	0	10	2	1	28	2
	Park	0	0	0	2	1	29	0
	Total	0	0	15	7	2	64	2

*Single Transaction cases include the approval of personal injury settlements and personal injury settlements by insurance companies' cases.

**Table 22: District Court Probate Filings by Case Type
Fiscal Year 2014**

District	Court Location	Public Administrator Statement	Registration of Foreign Order	Single* Transaction	Special Administrator Formal	Special Administrator Informal
1	Gilpin	0	0	0	0	0
	Jefferson	3	0	27	7	3
	<i>Total</i>	3	0	27	7	3
2	Denver Probate	68	3	67	5	8
3	Huerfano	0	0	2	0	0
	Las Animas	0	0	1	1	0
	<i>Total</i>	0	0	3	1	0
4	El Paso	0	3	41	9	2
	Teller	0	0	0	0	0
	<i>Total</i>	0	3	41	9	2
5	Clear Creek	0	0	0	0	0
	Eagle	0	0	2	1	0
	Lake	0	0	1	0	0
	Summit	0	0	0	1	0
	<i>Total</i>	0	0	3	2	0
6	Archuleta	0	2	0	1	1
	La Plata	0	0	8	1	0
	San Juan	0	0	0	0	0
	<i>Total</i>	0	2	8	2	1
7	Delta	0	0	1	1	0
	Gunnison	0	1	2	0	0
	Hinsdale	0	0	0	0	0
	Montrose	0	0	9	2	0
	Ouray	0	0	0	0	0
	San Miguel	0	0	0	0	0
	<i>Total</i>	0	1	12	3	0
8	Jackson	0	0	0	0	0
	Larimer	0	0	21	1	2
	<i>Total</i>	0	0	21	1	2
9	Garfield	0	0	0	1	0
	Pitkin	0	0	0	0	0
	Rio Blanco	0	0	0	0	0
	<i>Total</i>	0	0	0	1	0
10	Pueblo	5	0	21	3	2
11	Chaffee	0	0	1	0	0
	Custer	0	0	0	0	0
	Fremont	0	0	1	0	0
	Park	0	0	1	0	0
	<i>Total</i>	0	0	3	0	0

*Single Transaction cases include the approval of personal injury settlements and personal injury settlements by insurance companies' cases.

**Table 22: District Court Probate Filings by Case Type
Fiscal Year 2014**

District	Court Location	Uniform Veterans						Total
		Testate Formal	Testate Informal	Trust	Trust Registrations	Guardianship Act	Will Transfer	
1	Gilpin	3	3	0	0	0	0	14
	Jefferson	81	799	26	206	0	8	1,751
	Total	84	802	26	206	0	8	1,765
2	Denver Probate	136	706	93	307	0	9	2,173
3	Huerfano	0	18	0	1	0	0	45
	Las Animas	1	19	0	1	0	0	43
	Total	1	37	0	2	0	0	88
4	El Paso	48	698	25	154	0	5	1,676
	Teller	1	22	0	7	0	0	68
	Total	49	720	25	161	0	5	1,744
5	Clear Creek	1	12	0	3	0	0	34
	Eagle	4	41	3	23	0	0	125
	Lake	0	6	0	0	0	0	13
	Summit	2	23	0	10	0	0	70
	Total	7	82	3	36	0	0	242
6	Archuleta	1	24	1	7	0	0	73
	La Plata	14	56	1	19	0	0	188
	San Juan	0	3	0	0	0	0	6
	Total	15	83	2	26	0	0	267
7	Delta	4	67	1	8	0	0	135
	Gunnison	5	19	0	3	0	0	47
	Hinsdale	0	1	0	0	0	0	5
	Montrose	3	71	2	12	0	0	156
	Ouray	1	10	0	5	0	0	21
	San Miguel	0	5	1	6	0	0	19
	Total	13	173	4	34	0	0	383
8	Jackson	0	1	0	1	0	0	8
	Larimer	28	393	15	91	0	2	813
	Total	28	394	15	92	0	2	821
9	Garfield	0	28	0	10	0	0	91
	Pitkin	2	22	3	14	0	0	65
	Rio Blanco	5	20	0	1	0	0	43
	Total	7	70	3	25	0	0	199
10	Pueblo	27	181	6	20	0	0	552
11	Chaffee	2	31	0	6	0	0	58
	Custer	0	10	0	0	0	0	20
	Fremont	1	73	0	10	0	0	158
	Park	2	25	1	3	0	0	85
	Total	5	139	1	19	0	0	321

*Single Transaction cases include the approval of personal injury settlements and personal injury settlements by insurance companies' cases.

**Table 22: District Court Probate Filings by Case Type
Fiscal Year 2014**

District	Court Location	Conservator/ Guardian- Conservatorship/					Determination of Heirship
		Ancillary Proceedings	Conservatorship/ Adult	Guardian- Adult	Conservatorship/ Minor	Conservatorship/ Guardian-Minor	
12	Alamosa	4	2	0	2	0	1
	Conejos	3	0	0	0	0	0
	Costilla	38	1	0	0	0	1
	Mineral	2	0	0	0	0	0
	Rio Grande	8	2	0	0	0	0
	Saguache	4	2	0	0	0	1
	Total	59	7	0	2	0	3
13	Kit Carson	6	0	1	1	0	6
	Logan	8	0	1	2	0	7
	Morgan	3	0	2	2	1	3
	Phillips	1	0	0	1	0	0
	Sedgwick	3	0	0	1	0	1
	Washington	5	0	0	0	0	10
	Total	29	0	5	7	1	29
14	Grand	7	0	0	0	0	2
	Moffat	13	0	2	1	0	2
	Routt	3	0	1	1	0	2
	Total	23	0	3	2	0	6
15	Baca	9	0	0	0	0	5
	Cheyenne	2	0	0	0	0	2
	Kiowa	6	0	0	0	0	2
	Prowers	6	1	2	1	0	1
	Total	23	1	2	1	0	10
16	Bent	5	0	0	0	0	13
	Crowley	0	0	0	0	0	1
	Otero	1	0	3	0	0	5
	Total	6	0	3	0	0	19
17	Adams	9	11	27	26	1	4
	Broomfield	0	0	7	3	1	0
	Total	9	11	34	29	2	4
18	Arapahoe	15	18	50	44	7	2
	Douglas	5	5	19	31	1	0
	Elbert	2	0	0	3	0	0
	Lincoln	6	1	0	0	0	2
	Total	28	24	69	78	8	4
19	Weld	59	6	23	23	1	102
20	Boulder	16	11	34	14	0	1
21	Mesa	4	15	17	14	3	1
22	Dolores	0	0	0	0	0	1
	Montezuma	7	2	5	0	1	2
	Total	7	2	5	0	1	3
State Total		548	204	467	392	41	236
Percent of State Total		4%	1%	3%	3%	0.27%	2%

*Single Transaction cases include the approval of personal injury settlements and personal injury settlements by insurance companies' cases.

**Table 22: District Court Probate Filings by Case Type
Fiscal Year 2014**

District	Court Location	Foreign						
		Estate	Protective Proceeding	Guardianship/ Adult	Guardianship/ Minor	Intestate Formal	Intestate Informal	Other
12	Alamosa	0	0	7	2	1	16	1
	Conejos	0	0	1	2	2	8	0
	Costilla	0	0	1	1	2	10	0
	Mineral	0	0	0	0	2	1	0
	Rio Grande	0	0	5	2	3	14	0
	Saguache	0	0	1	0	0	4	0
	Total	0	0	15	7	10	53	1
13	Kit Carson	0	0	1	1	0	6	0
	Logan	0	0	0	0	2	23	0
	Morgan	0	0	4	3	2	14	1
	Phillips	0	0	0	0	0	3	0
	Sedgwick	0	0	2	0	0	2	0
	Washington	0	0	1	0	1	8	0
	Yuma	0	0	1	5	1	9	0
Total	0	0	9	9	6	65	1	
14	Grand	0	0	0	1	0	6	1
	Moffat	0	0	1	5	1	8	0
	Routt	0	0	1	2	2	7	0
	Total	0	0	2	8	3	21	1
15	Baca	0	0	1	8	2	0	0
	Cheyenne	0	0	0	0	0	1	1
	Kiowa	0	0	0	4	0	3	0
	Prowers	0	0	3	9	6	8	1
	Total	0	0	4	21	8	12	2
16	Bent	0	0	2	2	0	4	0
	Crowley	0	0	1	1	1	6	0
	Otero	0	0	7	11	5	13	0
	Total	0	0	10	14	6	23	0
17	Adams	0	0	64	58	33	141	0
	Broomfield	0	0	10	6	3	16	0
	Total	0	0	74	64	36	157	0
18	Arapahoe	0	2	88	117	29	234	3
	Douglas	0	0	26	33	18	59	0
	Elbert	0	0	3	5	2	8	0
	Lincoln	0	0	3	0	0	3	0
	Total	0	2	120	155	49	304	3
19	Weld	0	0	38	69	14	202	1
20	Boulder	0	0	58	19	16	86	2
21	Mesa	0	0	44	18	10	66	0
22	Dolores	0	0	0	2	0	3	0
	Montezuma	0	1	3	11	1	13	1
	Total	0	1	3	13	1	16	1
State Total		2	5	859	799	325	2,257	44
Percent of State Total		0.01%	0.03%	6%	5%	2%	15%	0.29%

*Single Transaction cases include the approval of personal injury settlements and personal injury settlements by insurance companies' cases.

**Table 22: District Court Probate Filings by Case Type
Fiscal Year 2014**

District	Court Location	Public Administrator Statement	Registration of Foreign Order	Single* Transaction	Special Administrator Formal	Special Administrator Informal
12	Alamosa	0	0	1	0	0
	Conejos	0	0	2	0	0
	Costilla	0	0	0	0	0
	Mineral	0	0	0	0	0
	Rio Grande	0	0	1	0	0
	Saguache	0	0	0	0	0
	<i>Total</i>	<i>0</i>	<i>0</i>	<i>4</i>	<i>0</i>	<i>0</i>
13	Kit Carson	0	0	2	0	0
	Logan	0	0	0	0	0
	Morgan	0	0	2	0	0
	Phillips	0	0	0	0	0
	Sedgwick	0	0	0	0	0
	Washington	0	0	0	0	0
	Yuma	0	0	0	0	0
	<i>Total</i>	<i>0</i>	<i>0</i>	<i>4</i>	<i>0</i>	<i>0</i>
14	Grand	0	0	0	0	1
	Moffat	0	0	1	0	0
	Routt	0	0	0	0	0
	<i>Total</i>	<i>0</i>	<i>0</i>	<i>1</i>	<i>0</i>	<i>1</i>
15	Baca	0	0	0	0	0
	Cheyenne	0	0	0	0	0
	Kiowa	0	0	0	0	0
	Powers	0	0	0	0	0
	<i>Total</i>	<i>0</i>	<i>0</i>	<i>0</i>	<i>0</i>	<i>0</i>
16	Bent	0	0	0	0	0
	Crowley	0	0	0	0	0
	Otero	0	0	2	0	0
	<i>Total</i>	<i>0</i>	<i>0</i>	<i>2</i>	<i>0</i>	<i>0</i>
17	Adams	1	0	35	2	0
	Broomfield	0	0	6	0	0
	<i>Total</i>	<i>1</i>	<i>0</i>	<i>41</i>	<i>2</i>	<i>0</i>
18	Arapahoe	0	1	50	3	0
	Douglas	0	0	21	0	0
	Elbert	0	0	1	0	0
	Lincoln	0	0	0	0	0
	<i>Total</i>	<i>0</i>	<i>1</i>	<i>72</i>	<i>3</i>	<i>0</i>
19	Weld	0	0	11	1	0
20	Boulder	0	0	22	1	0
21	Mesa	5	0	6	1	1
22	Dolores	0	0	0	0	0
	Montezuma	0	0	1	0	0
	<i>Total</i>	<i>0</i>	<i>0</i>	<i>1</i>	<i>0</i>	<i>0</i>
<i>State Total</i>		<i>82</i>	<i>10</i>	<i>370</i>	<i>42</i>	<i>20</i>
<i>Percent of State Total</i>		<i>1%</i>	<i>0.07%</i>	<i>2%</i>	<i>0.28%</i>	<i>0.13%</i>

*Single Transaction cases include the approval of personal injury settlements and personal injury settlements by insurance companies' cases.

**Table 22: District Court Probate Filings by Case Type
Fiscal Year 2014**

District	Court Location	Uniform Veterans						Total
		Testate Formal	Testate Informal	Trust	Trust Registrations	Guardianship Act	Will Transfer	
12	Alamosa	0	22	0	1	0	0	60
	Conejos	7	9	0	0	0	0	34
	Costilla	6	15	0	0	0	0	75
	Mineral	1	0	0	0	0	0	6
	Rio Grande	4	17	0	3	0	0	59
	Saguache	0	6	0	1	0	0	19
	Total	18	69	0	5	0	0	253
13	Kit Carson	4	19	0	2	0	0	49
	Logan	2	40	0	6	0	0	91
	Morgan	10	43	5	5	0	0	100
	Phillips	1	8	0	4	0	0	18
	Sedgwick	0	5	0	1	0	0	15
	Washington	2	23	0	3	0	0	53
	Yuma	0	26	0	6	0	0	54
	Total	19	164	5	27	0	0	380
14	Grand	0	17	0	7	0	0	42
	Moffat	3	25	0	3	0	0	65
	Routt	0	31	2	9	0	0	61
	Total	3	73	2	19	0	0	168
15	Baca	1	6	0	5	0	0	37
	Cheyenne	3	6	0	1	0	0	16
	Kiowa	4	5	0	0	0	0	24
	Prowers	2	21	0	4	0	0	65
	Total	10	38	0	10	0	0	142
16	Bent	1	13	0	0	0	0	40
	Crowley	2	4	0	0	0	0	16
	Otero	1	40	1	6	0	0	95
	Total	4	57	1	6	0	0	151
17	Adams	53	297	12	62	0	1	837
	Broomfield	3	49	1	17	0	0	122
	Total	56	346	13	79	0	1	959
18	Arapahoe	45	619	28	168	0	3	1,526
	Douglas	20	156	10	86	0	0	490
	Elbert	3	21	1	5	0	0	54
	Lincoln	2	6	1	2	0	0	26
	Total	70	802	40	261	0	3	2,096
19	Weld	32	348	9	47	0	0	986
20	Boulder	36	399	31	165	0	1	912
21	Mesa	25	193	9	47	0	0	479
22	Dolores	1	6	1	1	0	0	15
	Montezuma	4	48	2	5	0	0	107
	Total	5	54	3	6	0	0	122
State Total		650	5,930	291	1,600	0	29	15,203
Percent of State Total		4%	39%	2%	11%	0.00%	0.19%	100%

*Single Transaction cases include the approval of personal injury settlements and personal injury settlements by insurance companies' cases.

SECTION IV: COUNTY COURT



COUNTY COURT JUDGES*

FIRST JUDICIAL DISTRICT

Gilpin
David R. Gloss
Jefferson
Bradley A. Burback
Verna L. Carpenter
Susan L. Fisch
Tammy K. Green
K.J. Moore
Mark M. Randall
Ryan Stuart
Thomas E. Vance
Jean Woodford

DENVER COUNTY COURT

Denver
John M. Marcucci, Presiding Judge
Johnny C. Barajas
Larry L. Bohning
James B. Breese
Dianne Briscoe
Doris E. Burd
Brian T. Campbell
Mary A. Celeste
Robert B. Crew, Jr.
Clarisse M. Gonzales-Magnall
Kerry S. Hada
Alfred C. Harrell
Gary Jackson
Claudia Jordan
Nicole Rodarte
Andre L. Rudolph
Raymond N. Satter

THIRD JUDICIAL DISTRICT

Huerfano
Gary R. Stork
Las Animas
Bruce Billings

FOURTH JUDICIAL DISTRICT

El Paso
Christopher E. Acker
Laura Findorff
Karla J. Hansen
Larry D. Martin
Douglas J. Miles
Ann M. Rotolo
Stephen J. Sletta
Jonathan L. Walker
Regina Walter
Daniel S. Wilson
Teller
Lin Billings Vela

FIFTH JUDICIAL DISTRICT

Clear Creek
Rachel Olguin-Fresquez
Eagle
Katharine T. Sullivan
Lake
Johnathan Shamis
Wayne Patton
Summit
Edward J. Casias

SIXTH JUDICIAL DISTRICT

Archuleta
James E. Denvir
La Plata
Martha T. Minot
San Juan
Lyndon K. Skinner

SEVENTH JUDICIAL DISTRICT

Delta
Sandra K. Miller
Gunnison
Ben F. Eden
Hinsdale
Alvin K. Lutz
Montrose
Bennett A. Morris
Julie J. Huffman
Ouray
David S. Westfall
San Miguel
Scott T. Erickson

EIGHTH JUDICIAL DISTRICT

Jackson
Cindy L. Wilson
Larimer
Mary Joan Berenato
Kraig S. Ecton
Christine A. Carney
Thomas L. Lynch
Joshua B. Lehman
Robert A. Rand
Peter E. Schoon, Jr.

NINTH JUDICIAL DISTRICT

Garfield
Paul Metzger
Jonathan B. Pototsky
Pitkin
Erin Fernandez-Ely
Rio Blanco
Laurie A. Noble

TENTH JUDICIAL DISTRICT

Pueblo
Steve Fieldman
Valerie Haynes
David Lobato

ELEVENTH JUDICIAL DISTRICT

Chaffee
William P. Alderton
Custer
Peter F. Michaelson
Fremont
Norman C. Cooling
Park
Brian L. Green

TWELFTH JUDICIAL DISTRICT

Alamosa
Daniel Walzl
Conejos
Susan Broyles/Beth Garcia
Costilla
Kimberly Wood
Mineral
Ruth M. Acheson
Rio Grande
Patrick H. Hayes, Jr.
Saguache
Amanda K. Pearson

THIRTEENTH JUDICIAL DISTRICT

Kit Carson
Michael Grinnan
Logan
Ray Ann Brammer/Robert B. Smith
Morgan
Michael J. Schingle
Phillips
Kimbra Killin/David O. Colver
Sedwick
Tera Neugebauer/James Wittler
Washington
Carl S. McGuire
Yuma
Sara Marie Wagers-Johnson

FOURTEENTH JUDICIAL DISTRICT

Grand
Ben W. McClelland
Moffat
Sandra Gardner
Routt
James H. Garrecht

FIFTEENTH JUDICIAL DISTRICT

Baca
Debra M. Gunkel
Cheyenne
Gerald Keefe
Kiowa
Gary W. Davis
Prowers
Larry E. Stutler

SIXTEENTH JUDICIAL DISTRICT

Bent
Samuel A. Vigil
Crowley
Suzanne A. Grant
Otero
Douglas R. Manley

SEVENTEENTH JUDICIAL DISTRICT

Adams
Brian N. Bowen
Michael A. Cox
Robert S. Doyle
Bryon L. Howell
Leroy D. Kirby
Sabino E. Romano
Jeffrey L. Romeo
Dianna Roybal
Broomfield
Amy Bockman

EIGHTEENTH JUDICIAL DISTRICT

Arapahoe
Addison L. Adams
Alex R. Bencze
Christine M. Chauce
Cheryl Rowles-Stokes
Dana E. Murray
Anne M. Ollada
Robert C. Tobias
Darren L. Vahle
Douglas
Lawrence R. Bowling
Monica J. Gomez
Susanna Meissner-Cutler
Elbert
Palmer L. Boyette
Lincoln
Truston Lee Fisher

NINETEENTH JUDICIAL DISTRICT

Weld
John J. Briggs
Michele L. Meyer
Dana J. Nichols
Charles S. Unfug

TWENTIETH JUDICIAL DISTRICT

Boulder
David A. Archuleta
Noel E. Blum
Karolyn Moore
Norma A. Sierra
John F. Stavely

TWENTY-FIRST JUDICIAL DISTRICT

Mesa
Craig P. Henderson
Gretchen Larson
Bruce R. Raam

TWENTY-SECOND JUDICIAL DISTRICT

Dolores
E. Dale Boyd
Montezuma
JenniLynn E. Lawrence

*This list consists of Judges that served during FY2014

County Court

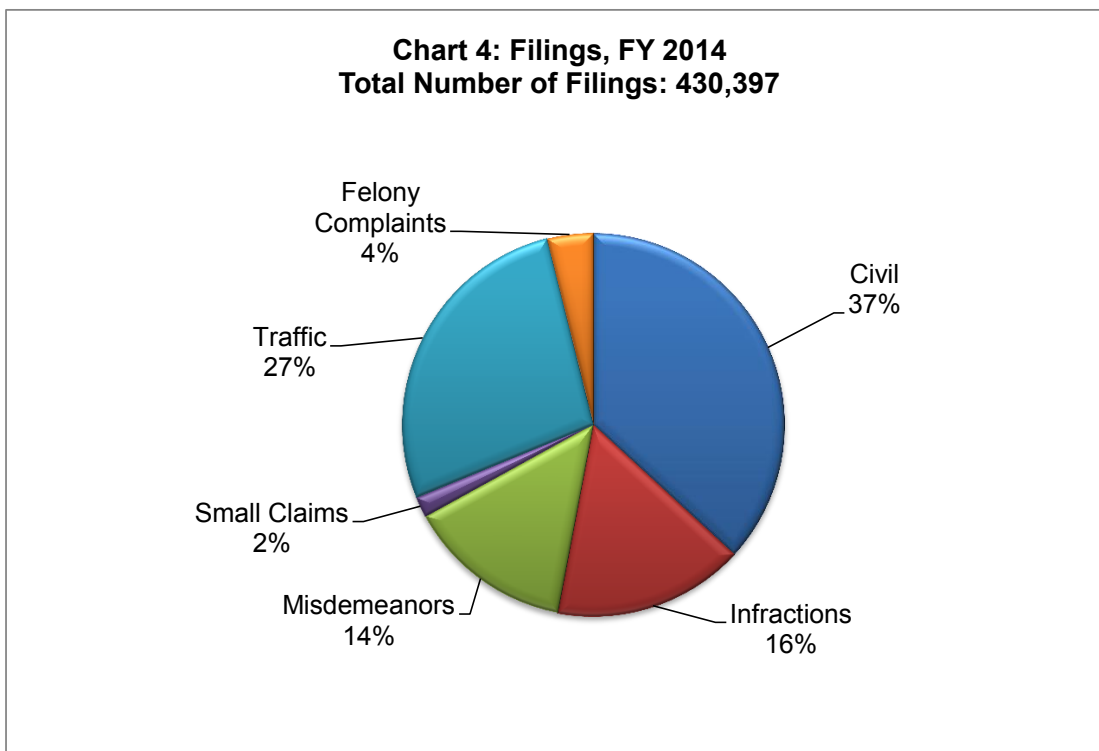
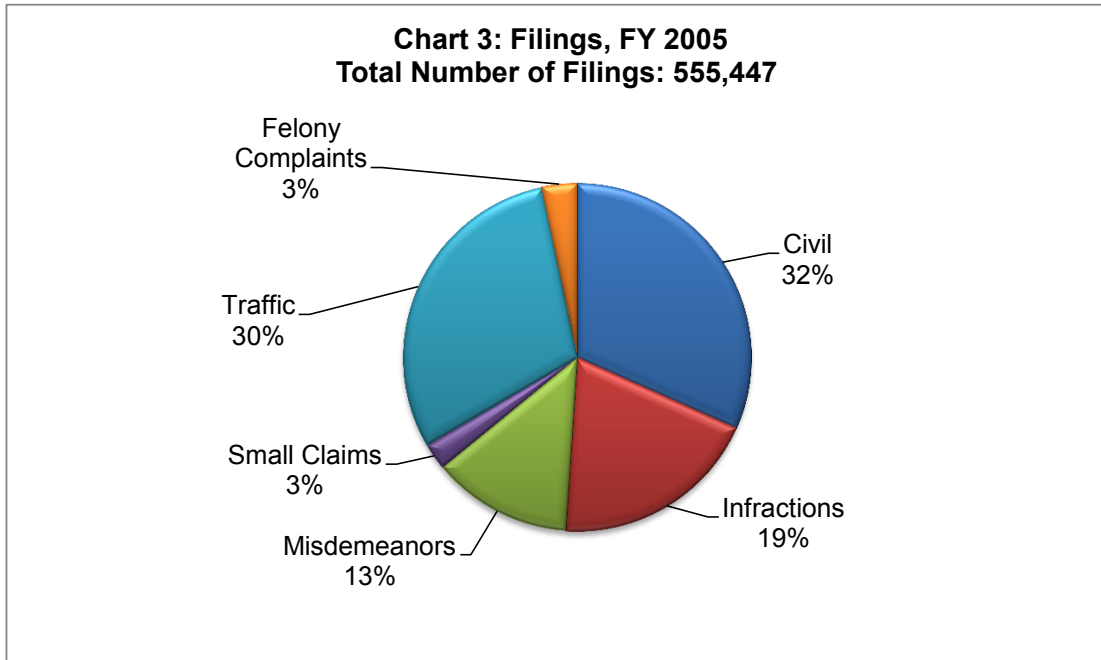
Colorado's county courts serve the citizens of each of the state's 64 counties. Every county has a county court served by one or more judges. County judges handle cases involving serious public safety issues such as misdemeanor cases, felony advisements, setting bonds, and preliminary hearings. County judges also issue search warrants and protection orders in cases involving domestic violence, preside over traffic cases, civil actions involving less than \$15,000, and conduct jury trials. Appeals from the county court may be made to the district court.

Small claims courts are divisions of county court. Individuals are allowed to argue their own cases and have speedy decisions on civil matters involving no more than \$7,500. Court sessions are held during the day or evening to accommodate the public. There are no jury trials in small claims courts, and magistrates sometimes hear these cases rather than a judge. No plaintiff may file more than two claims per month or eighteen claims per year in small claims court.

In Fiscal Year 2014, there were 430,397 case filings at the county court level. Colorado's county courts were able to terminate 378,039 cases during that same 12-month period. Compared to Fiscal Year 2013, county court filings in Fiscal Year 2014 have decreased by 12.21 percent to the current level of filings. The greatest area of decrease was in Civil filings, which decreased by 24.28 percent.

Specific information regarding each county court is available at <http://www.courts.state.co.us/Courts/County/Choose.cfm>.

County Court Case Filings -- Proportion of Cases by Type Ten Year Comparison



**Table 23: County Court Filings, Terminations, and Percent Change:
Fiscal Year 2013, Fiscal Year 2014**
(Does not include Denver County Court)

Filings Compared to Previous Year			
Case Class	FY13	FY14	Change
Civil	174,466	158,525	-9.14%
Infractions	67,581	69,515	2.86%
Misdemeanors	62,740	60,585	-3.43%
Small Claims	8,171	7,589	-7.12%
Traffic	115,465	117,389	1.67%
Felony Complaints	17,832	16,794	-5.82%
Total	446,255	430,397	-3.55%

Terminations Compared to Previous Year			
Case Class	FY13	FY14	Change
Civil	174,554	132,170	-24.28%
Infractions	68,033	67,854	-0.26%
Misdemeanors	65,310	57,193	-12.43%
Small Claims	8,357	6,710	-19.71%
Traffic	115,706	114,112	-1.38%
Felony Complaints	17,832	16,824	-5.65%
Total with Felony Complaints	449,792	394,863	-12.21%
Total without Felony Complaints	431,960	378,039	-12.48%

Table 24: County Court Caseload
Fiscal Year 2005 to Fiscal Year 2014
(Does not include Denver County Court)

	FY05	FY06	FY07	FY08	FY09	FY10	FY11	FY12	FY13	FY14
CIVIL										
New Cases Filed	175,847	176,244	184,994	198,229	202,958	206,954	200,250	193,282	174,466	158,525
Cases Terminated	174,773	176,714	181,463	193,836	200,895	205,545	199,308	192,635	174,554	132,170
INFRACTIONS										
New Cases Filed	107,780	101,386	95,421	96,483	100,804	95,557	84,610	75,464	67,581	69,515
Cases Terminated	103,978	105,440	95,218	96,681	99,055	95,786	87,072	76,228	68,033	67,854
MISDEMEANORS										
New Cases Filed	72,607	75,703	74,094	74,136	73,605	69,695	67,137	70,068	62,740	60,585
Cases Terminated	71,386	74,938	73,451	78,886	74,147	69,232	68,187	67,482	65,310	57,193
SMALL CLAIMS										
New Cases Filed	13,588	13,380	12,880	12,600	12,266	11,097	9,629	9,117	8,171	7,589
Cases Terminated	14,005	13,329	12,933	12,778	12,337	11,010	9,707	9,244	8,357	6,710
TRAFFIC										
New Cases Filed	167,488	168,155	165,298	162,729	155,235	141,493	126,788	121,112	115,465	117,389
Cases Terminated	161,433	165,823	162,482	174,678	160,307	146,373	135,046	124,842	115,706	114,112
FELONY COMPLAINTS (a)	18,137	21,268	18,510	18,393	17,235	16,795	16,851	15,328	17,832	16,794
TOTAL										
New Cases Filed	555,447	556,136	551,197	562,570	562,103	541,591	505,265	484,371	446,255	430,397
Cases Terminated (b)	525,575	536,244	525,547	556,859	546,741	527,946	499,320	470,431	431,960	378,039

(a) Felony complaints represent the number of criminal cases, docketed as (CR), that begin in county court. The processing of felony cases varies between locations. The counties processing CR cases hear advisements. Some counties do preliminary hearings in county court before moving the case to district court for completion of the felony process. The case can also be reduced to a misdemeanor and remain in county court. The cases retain the same docket number in either county or district court.

(b) Does not include felony complaints.

**Table 25: County Court Filings, Terminations, and Percent Change:
Fiscal Year 2013 and Fiscal Year 2014**

District	Filings			Terminations ^(a)		
	FY13	FY14	Percent Change	FY13	FY14	Percent Change
1	51,319	49,692	-3.17%	52,393	45,471	-13.21%
2	155,684	149,207	-4.16%	n/a	n/a	n/a
3	3,964	4,271	7.74%	3,892	4,032	3.60%
4	63,670	63,006	-1.04%	64,225	59,774	-6.93%
5	12,998	11,906	-8.40%	13,253	11,032	-16.76%
6	5,979	6,012	0.55%	5,838	5,113	-12.42%
7	9,751	9,303	-4.59%	9,748	8,903	-8.67%
8	25,451	24,680	-3.03%	25,237	24,053	-4.69%
9	9,018	8,430	-6.52%	9,125	8,239	-9.71%
10	17,241	16,442	-4.63%	17,414	16,498	-5.26%
11	8,157	7,576	-7.12%	8,158	7,808	-4.29%
12	7,458	7,549	1.22%	7,162	6,850	-4.36%
13	8,096	7,697	-4.93%	8,037	7,477	-6.97%
14	6,162	5,796	-5.94%	6,335	5,534	-12.64%
15	4,072	3,826	-6.04%	3,942	3,672	-6.85%
16	3,852	4,063	5.48%	3,859	3,805	-1.40%
17	64,425	61,649	-4.31%	65,475	57,536	-12.13%
18	81,002	78,307	-3.33%	80,588	45,968	-42.96%
19	23,928	22,812	-4.66%	24,393	21,375	-12.37%
20	20,532	18,679	-9.02%	19,053	16,685	-12.43%
21	16,047	15,422	-3.89%	16,473	15,218	-7.62%
22	3,133	3,279	4.66%	3,309	2,996	-9.46%
State Total Without Denver County Court	446,255	430,397	-3.55%	447,909	378,039	-15.60%
State Total	601,939	579,604	-3.71%	n/a	n/a	n/a

(a) Does not include felony complaints.

**Table 26: County Court Filings and Terminations
Fiscal Year 2014**

District	Court Location	Civil		Felony		Misdemeanor		Infractions		Small Claims		Traffic		Total	
		Filings	Term.	Filings	Term.	Filings	Term.	Filings	Term.	Filings	Term.	Filings	Term.	Filings	Term. (c)
1	Gilpin	172	166	127	127	618	557	176	161	13	14	621	597	1,727	1,495
	Jefferson	19,546	19,364	3,098	3,098	6,102	5,740	6,528	6,316	843	843	11,848	11,713	47,965	43,976
	Total	19,718	19,530	3,225	3,225	6,720	6,297	6,704	6,477	856	857	12,469	12,310	49,692	45,471
2	Denver ^(a)	26,992	n/a ^(b)	6,580	n/a ^(b)	12,011	n/a ^(b)	n/a ^(c)	n/a ^(b)	1,307	n/a ^(b)	102,317	n/a ^(b)	149,207	n/a ^(b)
3	Huerfano	163	169	11	11	271	271	477	460	16	15	403	365	1,341	1,280
	Las Animas	464	532	44	44	563	513	938	890	42	51	879	766	2,930	2,752
	Total	627	701	55	55	834	784	1,415	1,350	58	66	1,282	1,131	4,271	4,032
4	El Paso	27,294	27,221	846	876	7,682	7,004	9,042	8,403	1,131	1,199	14,688	13,768	60,683	57,595
	Teller	531	486	27	27	517	520	442	394	35	34	771	745	2,323	2,179
	Total	27,825	27,707	873	903	8,199	7,524	9,484	8,797	1,166	1,233	15,459	14,513	63,006	59,774
5	Clear Creek	219	206	82	82	268	253	805	739	18	17	1,107	960	2,499	2,175
	Eagle-Basalt	30	34	0	0	69	71	168	172	22	21	131	116	420	414
	Eagle	710	746	251	251	606	697	1,016	1,012	123	125	1,673	1,665	4,379	4,245
	Lake	215	209	47	47	195	191	168	173	11	14	241	251	877	838
	Summit	515	521	239	239	510	501	1,092	1,062	59	58	1,316	1,218	3,731	3,599
	Total	1,689	1,716	619	619	1,648	1,713	3,249	3,158	233	235	4,468	4,210	11,906	11,032
6	Archuleta	258	267	59	59	184	177	366	354	28	25	393	340	1,288	1,163
	La Plata	1,295	898	203	203	745	649	802	810	104	102	1,508	1,431	4,657	3,890
	San Juan	14	14	0	0	16	20	9	7	3	3	25	16	67	60
	Total	1,567	1,179	262	262	945	846	1,177	1,171	135	130	1,926	1,787	6,012	5,113
7	Delta	837	880	165	165	451	445	578	579	52	56	764	796	2,847	2,756
	Gunnison	284	282	103	103	282	289	343	330	27	34	346	314	1,385	1,249
	Hinsdale	13	14	2	2	23	24	10	10	5	3	19	15	72	66
	Montrose	1,069	1,159	170	170	673	686	747	736	64	70	967	966	3,690	3,617
	Montrose-Nucla	37	33	9	9	43	40	15	22	3	3	31	27	138	125
	Ouray	96	73	15	15	65	73	275	262	34	34	226	227	711	669
	San Miguel	85	90	25	25	123	115	52	54	21	19	154	143	460	421
	Total	2,421	2,531	489	489	1,660	1,672	2,020	1,993	206	219	2,507	2,488	9,303	8,903
8	Jackson	16	14	0	0	42	36	79	73	4	5	102	99	243	227
	Larimer	6,672	6,479	18	18	3,520	3,335	3,117	3,017	451	468	3,895	3,855	17,673	17,154
	Larimer-Loveland	2,307	2,246	0	0	1,735	1,718	1	1	0	0	2,721	2,707	6,764	6,672
	Total	8,995	8,739	18	18	5,297	5,089	3,197	3,091	455	473	6,718	6,661	24,680	24,053
9	Garfield	804	793	114	114	524	519	624	586	103	123	1,325	1,375	3,494	3,396
	Garfield-Rifle	882	876	0	0	583	513	449	458	52	57	839	816	2,805	2,720
	Pitkin	193	197	10	10	263	272	138	143	53	49	420	426	1,077	1,087
	Rio Blanco-Meeker	112	113	3	3	82	75	227	220	13	15	203	214	640	637
	Rio Blanco-Rangely	50	47	0	0	124	117	64	68	14	14	162	153	414	399
	Total	2,041	2,026	127	127	1,576	1,496	1,502	1,475	235	258	2,949	2,984	8,430	8,239
10	Pueblo	7,322	7,452	16	16	2,858	2,864	2,073	2,011	245	255	3,928	3,916	16,442	16,498
11	Chaffee	349	361	15	15	533	531	559	584	38	43	311	341	1,805	1,860
	Custer	72	74	2	2	71	76	190	180	10	8	94	83	439	421
	Fremont	1,147	1,245	15	15	735	814	682	684	85	85	974	1,007	3,638	3,835
	Total	1,925	2,063	37	37	1,631	1,693	1,883	1,898	156	157	1,944	1,997	7,576	7,808

(a) Termination numbers are not available.
(b) Denver County Traffic and Infraction cases are combined.
(c) Termination totals do not include Felony Complaints.

**Table 26: County Court Filings and Terminations
Fiscal Year 2014**

District	Court Location	Civil		Felony		Misdemeanor		Infractions		Small Claims		Traffic		Total	
		Filings	Term.	Filings	Term.	Filings	Term.	Filings	Term.	Filings	Term.	Filings	Term.	Filings	Term. (c)
12	Alamosa	502	568	356	356	498	540	533	551	44	41	762	805	2,695	2,505
	Conejos	156	176	41	41	149	135	260	244	7	8	291	229	904	792
	Costilla	114	100	49	49	116	116	566	527	12	10	256	218	1,113	971
	Mineral	13	11	0	0	13	13	285	297	0	0	158	130	469	451
	Rio Grande	311	341	177	177	235	261	296	264	22	25	551	554	1,592	1,445
	Saguache	131	143	61	61	122	106	250	226	6	7	206	204	776	686
	Total	1,227	1,339	684	684	1,133	1,171	2,190	2,109	91	91	2,224	2,140	7,549	6,850
13	Kit Carson	132	142	13	13	132	122	232	226	19	15	278	254	806	759
	Logan	411	409	19	19	302	295	684	706	24	20	597	557	2,037	1,987
	Morgan	992	1,007	21	21	563	490	517	496	51	52	942	943	3,086	2,988
	Phillips	70	68	1	1	47	31	27	28	14	15	47	48	206	190
	Sedgwick	38	39	2	2	44	45	71	92	8	10	73	67	236	253
	Washington	95	90	4	4	63	59	269	287	6	6	187	206	624	648
	Yuma	255	244	6	6	89	85	112	110	33	35	207	178	702	652
	Total	1,993	1,999	66	66	1,240	1,127	1,912	1,945	155	153	2,331	2,253	7,697	7,477
14	Grand	320	352	90	90	300	338	268	285	38	40	561	566	1,577	1,581
	Moffat	469	488	181	181	382	395	355	342	39	43	419	458	1,845	1,726
	Routt	444	437	134	134	565	576	489	477	53	49	689	688	2,374	2,227
		Total	1,233	1,277	405	405	1,247	1,309	1,112	1,104	130	132	1,669	1,712	5,796
15	Baca	79	81	1	1	48	59	268	266	18	21	149	126	563	553
	Cheyenne	37	36	0	0	50	49	210	209	2	2	59	58	358	354
	Kiowa	22	14	2	2	14	15	375	368	3	3	153	134	569	534
	Prowers	389	384	16	16	391	406	611	590	44	45	885	806	2,336	2,231
		Total	527	515	19	19	503	529	1,464	1,433	67	71	1,246	1,124	3,826
16	Bent	137	138	24	24	170	185	237	215	11	10	186	211	765	759
	Crowley	96	90	20	20	57	55	194	197	17	19	85	82	469	443
	Otero	807	843	143	143	497	484	602	551	46	47	734	678	2,829	2,603
		Total	1,040	1,071	187	187	724	724	1,033	963	74	76	1,005	971	4,063
17	Adams	22,195	22,272	3,452	3,452	5,934	5,843	9,320	9,417	716	696	14,781	15,318	56,398	53,546
	Broomfield	1,488	1,551	247	247	1,482	460	491	490	69	68	1,474	1,421	5,251	3,990
		Total	23,683	23,823	3,699	3,699	7,416	6,303	9,811	9,907	785	764	16,255	16,739	61,649
18	Arapahoe-Centennial	894	896	2,345	2,345	4,380	3,932	6,702	6,670	4	3	15,564	14,344	29,889	25,845
	Arapahoe-Littleton	25,040	2	0	0	0	35	0	0	1,037	1	0	189	26,077	227
	Douglas	6,385	5,080	648	648	2,272	2,233	4,216	4,132	313	307	5,726	5,495	19,560	17,247
	Elbert	364	382	56	56	154	170	917	877	43	43	391	449	1,925	1,921
	Lincoln	125	119	75	75	105	97	241	245	15	15	295	252	856	728
	Total	32,808	6,479	3,124	3,124	6,911	6,467	12,076	11,924	1,412	369	21,976	20,729	78,307	45,968
19	Weld	8,707	8,614	830	830	3,301	3,101	2,758	2,711	392	394	6,824	6,555	22,812	21,375
20	Boulder	4,811	4,872	1,742	1,742	2,201	2,155	1,366	1,322	384	404	4,044	4,001	14,548	12,754
	Boulder-Longmont	1,771	1,746	0	0	768	713	351	347	0	0	1,241	1,125	4,131	3,931
		Total	6,582	6,618	1,742	1,742	2,969	2,868	1,717	1,669	384	404	5,285	5,126	18,679
21	Mesa	5,840	6,056	68	68	3,105	2,963	2,132	2,100	302	323	3,975	3,776	15,422	15,218
22	Dolores	39	37	6	6	27	32	97	88	1	1	54	88	224	15,218
	Montezuma	716	698	243	243	641	621	509	480	51	49	895	902	3,055	246
		Total	755	735	249	249	668	653	606	568	52	50	949	990	3,279
State Total Without Denver County Court		158,525	132,170	16,794	16,824	60,585	57,193	69,515	67,854	7,589	6,710	117,389	114,112	430,397	378,039
State Total With Denver County Court		185,517	n/a (a)	23,374	n/a (a)	72,596	n/a (a)	n/a (a)	n/a (b)	8,896	n/a (a)	219,706	n/a (b)	579,604	n/a (a)

(a) Termination numbers are not available.
(b) Denver County Traffic and Infraction cases are combined.
(c) Termination totals do not include Felony Complaints.

**Table 27: Court and Jury Trials for County Court
Fiscal Year 2014**

District	Court Location	Civil		Misdemeanor		Small Claims	Traffic		Infractions	Total*	
		Court Trials	Jury Trials	Court Trials	Jury Trials	Court Trials	Court Trials	Jury Trials	Final Hearings	Court Trials	Jury Trials
1	Gilpin	1	0	0	2	6	1	4	7	8	6
	Jefferson	85	2	21	60	160	22	62	180	288	124
	Total	86	2	21	62	166	23	66	187	296	130
3	Huerfano	2	0	0	0	1	0	0	25	3	0
	Las Animas	5	0	6	1	23	3	1	17	37	2
	Total	7	0	6	1	24	3	1	42	40	2
4	El Paso	130	4	3	99	114	6	61	852	253	164
	Teller	2	0	1	5	14	0	2	49	17	7
	Total	132	4	4	104	128	6	63	901	270	171
5	Clear Creek	1	0	1	1	1	3	2	33	6	3
	Eagle	12	0	1	2	54	0	4	109	67	6
	Eagle--Basalt	3	0	0	2	3	0	0	0	6	2
	Lake	1	0	0	0	0	0	0	6	1	0
	Summit	5	0	4	3	6	2	6	42	17	9
	Total	22	0	6	8	64	5	12	190	97	20
6	Archuleta	3	0	1	4	14	0	3	43	18	7
	La Plata	22	0	0	2	21	0	5	60	43	7
	San Juan	0	0	0	0	2	0	0	1	2	0
	Total	25	0	1	6	37	0	8	104	63	14
7	Delta	4	0	3	4	15	3	6	29	25	10
	Gunnison	2	0	2	1	17	4	2	50	25	3
	Hinsdale	0	0	0	0	1	0	0	1	1	0
	Montrose	5	0	3	3	51	1	0	79	60	3
	Montrose-Nucla	1	0	0	0	1	0	0	0	2	0
	Ouray	0	0	0	0	6	1	2	10	7	2
	San Miguel	0	0	0	1	3	0	0	11	3	1
Total	12	0	8	9	94	9	10	180	123	19	
8	Jackson	0	0	0	0	1	0	1	0	1	1
	Larimer	30	0	3	25	119	0	11	154	152	36
	Larimer-Loveland	7	0	2	10	0	0	8	0	9	18
	Total	37	0	5	35	120	0	20	154	162	55
9	Garfield	5	0	0	4	34	1	4	24	40	8
	Garfield-Rifle	2	0	1	2	14	1	0	27	18	2
	Pitkin	3	0	2	0	25	3	1	19	33	1
	Rio Blanco-Meeker	0	0	0	1	6	0	3	12	6	4
	Rio Blanco-Rangely	0	0	0	1	2	0	0	4	2	1
	Total	10	0	3	8	81	5	8	86	99	16
10	Pueblo	165	0	2	75	94	3	22	487	264	97
11	Chaffee	6	0	2	2	4	2	1	22	14	3
	Custer	3	0	0	0	6	0	0	19	9	0
	Fremont	23	0	4	2	18	0	1	59	45	3
	Park	6	1	3	1	12	0	4	11	21	6
	Total	38	1	9	5	40	2	6	111	89	12

*Does not include Infractions Final Hearings.

**Table 27: Court and Jury Trials for County Court
Fiscal Year 2014**

District	Court Location	Civil		Misdemeanor		Small Claims		Traffic		Infractions	Total*	
		Court Trials	Jury Trials	Court Trials	Jury Trials	Court Trials	Court Trials	Court Trials	Jury Trials	Final Hearings	Court Trials	Jury Trials
12	Alamosa	3	0	0	3	8	1	1	12	12	4	
	Conejos	1	0	2	0	6	3	2	13	12	2	
	Costilla	1	0	1	1	4	0	1	14	6	2	
	Mineral	0	0	0	0	0	0	0	7	0	0	
	Rio Grande	4	0	1	2	11	3	3	10	19	5	
	Saguache	2	0	1	2	3	5	0	6	11	2	
	Total	11	0	5	8	32	12	7	62	60	15	
13	Kit Carson	0	0	0	2	7	0	0	3	7	2	
	Logan	2	0	0	2	7	0	1	18	9	3	
	Morgan	13	0	1	3	26	0	1	9	40	4	
	Phillips	0	0	0	0	6	0	1	1	6	1	
	Sedgwick	0	0	0	0	3	0	1	0	3	1	
	Washington	1	0	0	2	0	0	0	4	1	2	
	Yuma	1	0	0	1	3	0	0	7	4	1	
Total	17	0	1	10	52	0	4	42	70	14		
14	Grand	4	0	3	9	14	1	8	11	22	17	
	Moffat	2	0	1	7	20	2	4	2	25	11	
	Routt	4	0	1	8	28	4	18	6	37	26	
	Total	10	0	5	24	62	7	30	19	84	54	
15	Baca	5	0	1	0	7	0	0	3	13	0	
	Cheyenne	3	0	0	0	1	0	0	27	4	0	
	Kiowa	0	0	0	1	0	0	0	11	0	1	
	Prowers	3	0	2	1	8	3	0	7	16	1	
	Total	11	0	3	2	16	3	0	48	33	2	
16	Bent	0	0	0	3	0	0	0	23	0	3	
	Crowley	0	0	0	0	10	0	0	16	10	0	
	Otero	11	0	1	4	39	1	4	9	52	8	
	Total	11	0	1	7	49	1	4	48	62	11	
17	Adams	143	1	9	80	187	14	76	609	353	157	
	Broomfield	3	0	0	21	12	0	12	7	15	33	
	Total	146	1	9	101	199	14	88	616	368	190	
18	Arapahoe	0	0	2	52	0	1	52	481	3	104	
	Arapahoe-Littleton	59	4	0	0	173	0	0	0	232	4	
	Douglas	48	2	10	24	51	14	24	287	123	50	
	Elbert	1	0	0	5	8	1	6	70	10	11	
	Lincoln	2	0	0	2	4	1	1	16	7	3	
	Total	110	6	12	83	236	17	83	854	375	172	
19	Weld	43	2	4	81	282	2	49	106	331	132	
20	Boulder	24	0	5	45	163	5	44	40	197	89	
	Boulder-Longmont	8	0	4	14	0	2	11	10	14	25	
	Total	32	0	9	59	163	7	55	50	211	114	
21	Mesa	39	1	7	32	39	3	9	198	88	42	
22	Dolores	1	0	0	0	1	0	1	2	2	1	
	Montezuma	11	0	1	2	19	0	1	60	31	3	
	Total	12	0	1	2	20	0	2	62	33	4	
State Total		976	17	122	722	1,998	122	547	4,547	3,218	1,286	

*Does not include Infractions Final Hearings.

**Table 28: DUI/DWAI Filings by District
Fiscal Year 2005 to Fiscal Year 2014**

District	FY05	FY06	FY07	FY08	FY09	FY10	FY11	FY12	FY13	FY14
1	3,012	2,914	2,835	2,539	2,659	2,218	2,152	1,902	1,982	2,054
Denver County ^(a)	2,209	2,146	3,130	3,491	4,283	3,249	3,064	2,932	2,692	2,371
3	240	217	201	178	207	242	219	147	164	155
4	3,552	3,852	3,748	4,177	4,129	3,530	3,067	2,871	2,757	2,572
5	1,269	1,222	1,238	1,082	1,016	936	910	927	869	874
6	799	634	562	476	536	504	475	477	473	458
7	673	712	734	724	749	697	572	532	522	504
8	2,398	2,409	2,086	2,387	2,173	2,008	1,656	1,623	1,811	1,778
9	726	930	941	832	907	672	654	687	584	604
10	1,079	960	942	945	965	887	828	671	629	634
11	565	577	445	471	393	377	328	319	344	340
12	729	609	414	446	463	391	550	420	336	320
13	526	566	466	448	453	415	325	376	388	378
14	434	507	606	597	540	531	469	403	360	399
15	160	150	178	132	157	127	136	151	128	101
16	214	220	173	188	199	178	195	137	128	168
17	3,670	3,957	3,538	3,123	3,347	3,252	3,121	3,164	3,021	3,029
18	3,916	3,703	3,874	3,960	3,792	3,930	3,547	3,605	4,053	4,016
19	1,624	1,712	1,914	1,791	1,663	1,533	1,334	1,139	1,118	1,205
20	2,396	2,220	1,960	1,838	1,614	1,587	1,364	1,341	1,518	1,250
21	1,065	934	864	851	994	987	866	651	587	775
22	186	244	203	282	233	188	178	212	168	139
State Totals Without Denver County Court	29,233	29,249	27,922	27,467	27,189	25,190	22,946	21,755	21,940	21,753
State Totals	31,442	31,442	31,052	31,055	30,958	31,472	26,010	24,687	24,632	24,124

(a) Filings do not include DUI charges filed with Misdemeanor or Criminal Case classes

**Table 29: County Court Civil Filings by Case Type
Fiscal Year 2014**

District	Court Location	Forcible		Name	Protection	Protection		Total		
		Entry and	Foreign			Order	Domestic			
		Detainer	Judgment	Change	Order	Abuse	Replevin			
1	Gilpin	44	0	105	2	0	17	4	0	172
	Jefferson	4,307	5	13,756	192	162	675	404	45	19,546
	Total	4,351	5	13,861	194	162	692	408	45	19,718
3	Huerfano	19	0	103	4	1	29	6	1	163
	Las Animas	44	0	268	6	0	110	35	1	464
	Total	63	0	371	10	1	139	41	2	627
4	El Paso	7,589	4	16,318	246	13	640	2,426	58	27,294
	Teller	63	0	316	6	2	43	100	1	531
	Total	7,652	4	16,634	252	15	683	2,526	59	27,825
5	Clear Creek	45	0	134	4	1	33	2	0	219
	Eagle	132	2	476	20	0	79	0	1	710
	Eagle-Basalt	11	0	8	3	0	8	0	0	30
	Lake	56	0	138	3	1	15	2	0	215
	Summit	65	0	397	11	1	38	3	0	515
	Total	309	2	1,153	41	3	173	7	1	1,689
6	Archuleta	45	1	132	11	21	37	10	1	258
	La Plata	117	0	921	22	2	178	53	2	1,295
	San Juan	4	0	4	1	0	4	1	0	14
	Total	166	1	1,057	34	23	219	64	3	1,567
7	Delta	83	1	630	6	6	53	52	6	837
	Gunnison	26	1	195	6	0	49	7	0	284
	Hinsdale	0	0	8	0	0	5	0	0	13
	Montrose	170	0	794	20	0	84	1	0	1,069
	Montrose-Nucla	6	1	19	0	1	8	1	1	37
	Ouray	14	0	52	1	1	3	21	4	96
	San Miguel	12	0	51	5	0	14	2	1	85
	Total	311	3	1,749	38	8	216	84	12	2,421
8	Jackson	2	0	12	0	1	1	0	0	16
	Larimer	990	1	5,129	128	5	181	230	8	6,672
	Larimer-Loveland	375	1	1,789	19	1	50	69	3	2,307
	Total	1,367	2	6,930	147	7	232	299	11	8,995
9	Garfield	63	0	651	15	4	53	18	0	804
	Garfield-Rifle	143	0	682	6	1	21	25	4	882
	Pitkin	25	0	131	8	3	26	0	0	193
	Rio Blanco-Meeker	10	0	92	2	2	6	0	0	112
	Rio Blanco-Rangely	7	0	38	0	2	2	1	0	50
	Total	248	0	1,594	31	12	108	44	4	2,041
10	Pueblo	1,260	0	5,260	45	45	276	424	12	7,322
11	Chaffee	33	0	273	10	0	23	8	2	349
	Custer	6	0	46	1	1	11	4	3	72
	Fremont	163	1	810	10	1	98	58	6	1,147
	Park	57	1	220	10	15	35	19	0	357
	Total	259	2	1,349	31	17	167	89	11	1,925

**Table 29: County Court Civil Filings by Case Type
Fiscal Year 2014**

District	Court Location	Forcible					Protection Order			Total
		Entry and Detainer	Foreign Judgment	Money	Name Change	Other	Protection Order	Domestic Abuse	Replevin	
12	Alamosa	60	0	315	10	16	80	18	3	502
	Conejos	12	0	107	2	0	25	10	0	156
	Costilla	8	0	49	6	6	33	11	1	114
	Mineral	2	0	9	0	0	2	0	0	13
	Rio Grande	25	0	242	3	7	34	0	0	311
	Saguache	16	0	69	4	1	31	10	0	131
	Total	123	0	791	25	30	205	49	4	1,227
13	Kit Carson	4	0	116	3	2	4	3	0	132
	Logan	76	0	300	12	0	20	1	2	411
	Morgan	110	0	792	19	4	44	21	2	992
	Phillips	3	0	60	0	1	1	5	0	70
	Sedgwick	0	0	35	1	0	1	1	0	38
	Washington	0	0	79	5	0	7	4	0	95
	Yuma	12	0	225	1	2	14	0	1	255
	Total	205	0	1,607	41	9	91	35	5	1,993
14	Grand	71	0	197	6	2	38	5	1	320
	Moffat	57	1	387	0	1	16	6	1	469
	Routt	47	0	330	10	1	45	7	4	444
		Total	175	1	914	16	4	99	18	6
15	Baca	4	0	60	2	0	7	5	1	79
	Cheyenne	4	0	28	0	0	4	0	1	37
	Kiowa	0	0	12	0	1	9	0	0	22
	Prowers	17	0	258	6	2	92	14	0	389
		Total	25	0	358	8	3	112	19	2
16	Bent	7	0	102	0	0	27	0	1	137
	Crowley	2	0	71	1	0	10	12	0	96
	Otero	86	0	556	8	1	71	84	1	807
		Total	95	0	729	9	1	108	96	2
17	Adams	6,430	1	14,364	169	72	461	570	128	22,195
	Broomfield	536	1	839	26	2	42	42	0	1,488
		Total	6,966	2	15,203	195	74	503	612	128
18	Arapahoe-Centennial	1	0	1	0	6	471	415	0	894
	Arapahoe-Littleton	9,179	7	15,040	288	25	238	118	145	25,040
	Douglas	1,190	3	4,711	108	20	195	134	24	6,385
	Elbert	45	0	263	7	0	37	11	1	364
	Lincoln	5	0	87	4	0	15	14	0	125
	Total	10,420	10	20,102	407	51	956	692	170	32,808
19	Weld	1,543	5	6,183	88	66	494	305	23	8,707
20	Boulder	892	3	3,373	103	28	225	185	2	4,811
	Boulder-Longmont	203	1	1,291	57	17	97	101	4	1,771
		Total	1,095	4	4,664	160	45	322	286	6
21	Mesa	922	1	4,211	54	1	208	404	39	5,840
22	Dolores	1	0	26	1	2	6	3	0	39
	Montezuma	50	0	507	12	1	119	22	5	716
		Total	51	0	533	13	3	125	25	5
State Total		37,606	42	105,253	1,839	580	6,128	6,527	550	158,525
Percent of State Total		24%	0.03%	66%	1%	0.37%	4%	4%	0.35%	100%

**Table 30: County Court Misdemeanor Filings by Case Type
Fiscal Year 2014**

District	Court Location	Case Type								
		Alcohol	Animal Violation	Arson	Assault	Bail Violation	Child Abuse	Criminal Mischief	Cruelty to Animals	Curfew Violation
1	Gilpin	7	37	0	15	0	4	9	0	0
	Jefferson	258	226	1	489	1	243	213	16	139
	Total	265	263	1	504	1	247	222	16	139
3	Huerfano	14	2	0	14	11	7	3	0	0
	Las Animas	4	1	0	38	6	14	24	1	0
	Total	18	3	0	52	17	21	27	1	0
4	El Paso	213	128	10	488	0	234	249	302	0
	Teller	10	51	1	54	0	20	10	0	0
	Total	223	179	11	542	0	254	259	302	0
5	Clear Creek	22	26	1	11	2	4	4	0	0
	Eagle	52	25	0	25	2	5	42	0	0
	Eagle-Basalt	0	4	0	2	0	0	0	0	0
	Lake	5	19	1	14	1	5	8	0	0
	Summit	25	16	0	42	16	4	11	2	0
Total	104	90	2	94	21	18	65	2	0	
6	Archuleta	16	30	1	6	3	1	6	1	0
	La Plata	5	59	0	36	69	12	25	0	0
	San Juan	0	1	0	0	0	1	2	0	0
	Total	21	90	1	42	72	14	33	1	0
7	Delta	25	11	0	29	2	17	5	0	0
	Gunnison	18	11	0	21	3	5	10	1	0
	Hinsdale	2	0	0	0	0	0	0	0	0
	Montrose	25	26	0	30	3	7	14	3	0
	Montrose-Nucla	0	3	0	3	0	4	0	1	0
	Ourray	2	3	0	2	0	0	2	0	0
	San Miguel	6	8	0	13	3	1	3	0	0
Total	78	62	0	98	11	34	34	5	0	
8	Jackson	2	0	0	1	7	0	1	0	0
	Larimer	252	71	2	181	16	43	99	2	0
	Larimer-Loveland	169	49	2	62	7	22	27	0	0
	Total	423	120	4	244	30	65	127	2	0
9	Garfield	98	16	1	30	1	15	18	0	0
	Garfield-Rifle	32	48	0	18	0	20	8	2	0
	Pitkin	20	8	0	7	5	4	6	2	0
	Rio Blanco-Meeker	17	1	0	6	1	7	7	0	0
	Rio Blanco-Rangely	31	0	1	6	0	0	1	0	0
	Total	198	73	2	67	7	46	40	4	0
10	Pueblo	80	151	3	122	4	70	52	24	8
11	Chaffee	26	12	0	15	7	9	10	0	0
	Custer	3	2	0	2	0	0	1	0	0
	Fremont	16	35	1	53	0	9	12	2	0
	Park	7	21	0	10	2	4	4	0	0
	Total	52	70	1	80	9	22	27	2	0

**Table 30: County Court Misdemeanor Filings by Case Type
Fiscal Year 2014**

District	Court Location	Domestic		Fare			Habitual			
		Violence	Drugs	Escape	Evasion	Forgery	Fraud	Gambling	Traffic	Harassment
1	Gilpin	52	9	0	0	5	76	187	13	10
	Jefferson	378	378	30	0	2	24	0	427	292
	Total	430	387	30	0	7	100	187	440	302
3	Huerfano	53	11	1	0	0	1	0	5	8
	Las Animas	51	37	0	0	0	4	0	15	26
	Total	104	48	1	0	0	5	0	20	34
4	El Paso	2,032	594	14	0	2	46	0	225	288
	Teller	29	37	0	0	1	10	48	0	47
	Total	2,061	631	14	0	3	56	48	225	335
5	Clear Creek	41	11	0	0	0	0	0	7	8
	Eagle	144	59	0	0	0	0	0	17	25
	Eagle-Basalt	19	12	0	0	0	0	0	0	2
	Lake	51	1	0	0	1	1	0	0	11
	Summit	87	33	0	0	0	0	0	5	37
Total	342	116	0	0	1	1	0	29	83	
6	Archuleta	43	4	0	0	0	0	0	6	9
	La Plata	192	46	1	0	0	2	2	1	33
	San Juan	1	0	0	0	0	0	0	0	2
	Total	236	50	1	0	0	2	2	7	44
7	Delta	82	38	2	0	0	2	0	27	9
	Gunnison	47	17	0	0	1	3	0	4	23
	Hinsdale	0	0	0	0	0	0	0	0	1
	Montrose	187	38	1	0	0	7	0	37	17
	Montrose-Nucla	15	1	0	0	0	1	0	2	1
	Ouray	13	3	0	0	0	0	0	0	2
	San Miguel	15	3	0	0	0	0	0	1	8
Total	359	100	3	0	1	13	0	71	61	
8	Jackson	2	2	0	0	0	0	0	0	0
	Larimer	561	282	3	0	2	1	0	118	121
	Larimer-Loveland	350	164	0	0	0	4	0	86	64
	Total	913	448	3	0	2	5	0	204	185
9	Garfield	95	39	0	0	3	1	0	13	17
	Garfield-Rifle	163	55	0	0	1	1	0	22	21
	Pitkin	36	1	0	0	0	1	0	0	19
	Rio Blanco-Meeker	4	1	0	0	0	0	0	0	3
	Rio Blanco-Rangely	11	16	0	0	0	0	0	0	1
Total	309	112	0	0	4	3	0	35	61	
10	Pueblo	767	44	10	0	2	2	0	111	26
11	Chaffee	59	18	2	0	0	4	0	3	14
	Custer	10	2	0	0	0	1	0	0	6
	Fremont	114	42	1	0	0	4	0	0	49
	Park	42	14	0	0	0	1	0	12	14
Total	225	76	3	0	0	10	0	15	83	

**Table 30: County Court Misdemeanor Filings by Case Type
Fiscal Year 2014**

District	Court Location	Municipal Appeal (Court)					Protection	Public	Public Peace and Order
		Menacing	Not of Record)	Other	Perjury	Prostitution	Order Violation	Indecency	
1	Gilpin	3	0	90	0	0	55	0	0
	Jefferson	16	0	295	0	3	646	12	121
	Total	19	0	385	0	3	701	12	121
3	Huerfano	5	0	37	0	0	54	0	5
	Las Animas	5	0	26	0	0	76	0	48
	Total	10	0	63	0	0	130	0	53
4	El Paso	38	0	475	0	43	321	37	244
	Teller	3	0	48	0	0	26	1	0
	Total	41	0	523	0	43	347	38	244
5	Clear Creek	0	0	14	0	0	32	0	9
	Eagle	2	0	27	0	0	54	3	9
	Eagle-Basalt	0	0	6	0	0	11	1	0
	Lake	3	0	22	0	0	23	0	0
	Summit	1	0	36	0	0	38	2	23
Total	6	0	105	0	0	158	6	41	
6	Archuleta	0	0	8	0	0	17	2	0
	La Plata	3	0	67	0	0	75	4	3
	San Juan	0	0	5	0	0	0	0	0
	Total	3	0	80	0	0	92	6	3
7	Delta	1	0	31	0	0	58	0	10
	Gunnison	3	0	8	0	0	21	0	22
	Hinsdale	1	0	6	0	0	0	0	0
	Montrose	0	0	31	0	0	145	2	3
	Montrose-Nucla	1	0	1	0	0	4	0	0
	Ouray	0	0	9	0	0	10	0	0
	San Miguel	4	0	15	0	0	12	1	0
	Total	10	0	101	0	0	250	3	35
8	Jackson	1	0	3	0	0	3	0	3
	Larimer	7	0	192	0	4	169	8	250
	Larimer-Loveland	7	0	190	0	0	98	4	63
	Total	15	0	385	0	4	270	12	316
9	Garfield	3	0	25	0	0	59	0	18
	Garfield-Rifle	0	0	27	0	0	49	0	16
	Pitkin	3	0	23	0	0	33	0	0
	Rio Blanco-Meeker	2	0	7	0	0	2	0	0
	Rio Blanco-Rangely	0	0	6	0	0	19	0	4
Total	8	0	88	0	0	162	0	38	
10	Pueblo	4	0	108	10	0	586	4	33
11	Chaffee	2	0	195	0	0	35	1	28
	Custer	1	0	12	0	0	8	0	1
	Fremont	8	0	83	0	0	70	1	10
	Park	2	0	29	0	0	22	1	3
	Total	13	0	319	0	0	135	3	42

**Table 30: County Court Misdemeanor Filings by Case Type
Fiscal Year 2014**

District	Court Location	Sex						Total
		Offenses	Theft	Trespass	Under Age Alcohol Offense	Weapon	Wildlife	
1	Gilpin	4	32	4	0	6	0	618
	Jefferson	88	1,312	69	256	61	106	6,102
	Total	92	1,344	73	256	67	106	6,720
3	Huerfano	3	19	11	4	2	1	271
	Las Animas	3	79	16	52	5	32	563
	Total	6	98	27	56	7	33	834
4	El Paso	87	1,071	162	236	110	33	7,682
	Teller	0	86	10	7	15	3	517
	Total	87	1,157	172	243	125	36	8,199
5	Clear Creek	1	8	3	16	9	39	268
	Eagle	3	22	18	62	7	3	606
	Eagle-Basalt	2	1	2	4	3	0	69
	Lake	1	9	7	1	1	10	195
	Total	10	88	65	123	22	56	1,648
6	Archuleta	1	4	3	14	2	7	184
	La Plata	1	35	18	29	18	9	745
	San Juan	0	3	1	0	0	0	16
	Total	2	42	22	43	20	16	945
7	Delta	1	36	8	24	6	27	451
	Gunnison	0	11	11	14	2	26	282
	Hinsdale	0	0	0	3	0	10	23
	Montrose	5	18	7	39	9	19	673
	Montrose-Nucla	0	0	1	3	0	2	43
	Ouray	0	2	2	3	3	9	65
	Total	7	76	36	92	23	97	1,660
8	Jackson	0	0	0	4	0	13	42
	Larimer	52	565	196	266	31	26	3,520
	Larimer-Loveland	7	208	63	41	20	28	1,735
	Total	59	773	259	311	51	67	5,297
9	Garfield	3	21	14	19	6	9	524
	Garfield-Rifle	6	19	11	28	6	30	583
	Pitkin	1	13	8	70	2	1	263
	Rio Blanco-Meeker	0	3	1	1	4	15	82
	Total	10	59	36	133	21	60	1,576
10	Pueblo	28	228	20	198	21	142	2,858
11	Chaffee	0	34	6	27	6	20	533
	Custer	1	2	3	10	3	3	71
	Fremont	11	103	26	61	7	17	735
	Park	1	2	11	20	2	68	292
	Total	13	141	46	118	18	108	1,631

**Table 30: County Court Misdemeanor Filings by Case Type
Fiscal Year 2014**

District	Court Location	Cruelty to Animals								
		Alcohol	Animal Violation	Arson	Assault	Bail Violation	Child Abuse	Criminal Mischief	Animals	Curfew Violation
12	Alamosa	12	5	1	12	1	29	4	0	0
	Conejos	3	1	0	7	0	7	1	0	0
	Costilla	2	3	0	4	0	5	4	0	0
	Mineral	0	0	0	1	0	0	0	0	0
	Rio Grande	13	1	0	9	0	3	4	1	0
	Saguache	5	2	0	12	0	3	3	0	0
	Total	35	12	1	45	1	47	16	1	0
13	Kit Carson	12	10	0	9	2	4	2	0	0
	Logan	4	2	0	10	0	15	6	1	0
	Morgan	57	9	0	29	2	6	8	1	0
	Phillips	0	4	0	3	1	1	0	2	0
	Sedgwick	7	0	0	2	0	1	0	0	0
	Washington	6	1	0	9	0	3	2	0	0
	Yuma	2	1	0	8	0	2	7	3	0
Total	88	27	0	70	5	32	25	7	0	
14	Grand	16	8	0	20	8	6	11	0	0
	Moffat	4	13	0	10	18	12	8	1	0
	Routt	17	18	0	31	6	4	16	1	0
	Total	37	39	0	61	32	22	35	2	0
15	Baca	2	1	0	3	0	0	0	0	0
	Cheyenne	2	0	0	0	0	0	0	0	0
	Kiowa	1	1	0	1	0	1	0	0	0
	Prowers	9	2	0	14	0	8	14	0	0
	Total	14	4	0	18	0	9	14	0	0
16	Bent	2	9	0	8	0	1	9	0	0
	Crowley	2	0	0	6	0	0	2	0	0
	Otero	31	14	0	24	1	9	8	1	0
	Total	35	23	0	38	1	10	19	1	0
17	Adams	394	88	6	162	0	303	76	2	16
	Broomfield	38	146	1	12	0	12	26	0	19
	Total	432	234	7	174	0	315	102	2	35
18	Arapahoe	380	57	0	148	1	235	41	7	65
	Douglas	88	135	0	100	8	70	31	3	12
	Elbert	6	23	2	5	0	4	2	1	0
	Lincoln	5	0	0	3	2	8	1	0	0
	Total	479	215	2	256	11	317	75	11	77
19	Weld	259	62	4	156	1	89	57	2	0
20	Boulder	135	19	2	103	6	56	62	3	0
	Boulder-Longmont	14	2	0	41	4	24	20	1	0
	Total	149	21	2	144	10	80	82	4	0
21	Mesa	84	365	2	142	7	76	60	1	0
22	Dolores	2	2	0	2	0	0	1	0	0
	Montezuma	36	42	0	38	83	10	18	1	0
	Total	38	44	0	40	83	10	19	1	0
State Total		3,112	2,147	43	2,989	323	1,798	1,390	391	259
Percent of State Total		5%	4%	0.07%	5%	1%	3%	2%	1%	0.43%

**Table 30: County Court Misdemeanor Filings by Case Type
Fiscal Year 2014**

District	Court Location	Domestic		Fare			Habitual			
		Violence	Drugs	Escape	Evasion	Forgery	Fraud	Gambling	Traffic	Harassment
12	Alamosa	98	29	3	0	2	21	0	24	12
	Conejos	36	2	0	0	1	15	0	9	12
	Costilla	19	7	0	0	0	1	0	1	15
	Mineral	1	2	0	0	0	1	0	0	0
	Rio Grande	36	4	0	0	0	45	0	11	11
	Saguache	16	9	0	0	0	3	0	0	7
	Total	206	53	3	0	3	86	0	45	57
13	Kit Carson	30	6	0	0	0	0	0	0	4
	Logan	74	2	0	0	0	1	0	12	4
	Morgan	80	12	0	0	0	2	0	20	10
	Phillips	16	2	0	0	0	0	0	0	4
	Sedgwick	6	5	0	0	0	0	0	0	4
	Washington	7	7	0	0	0	0	0	2	2
	Yuma	15	0	0	0	0	1	0	2	5
	Total	228	34	0	0	0	4	0	36	33
14	Grand	56	8	0	0	0	1	0	2	10
	Moffat	44	22	0	0	0	2	0	4	16
	Routt	80	50	0	0	0	3	0	0	19
	Total	180	80	0	0	0	6	0	6	45
15	Baca	15	0	0	0	0	0	0	5	1
	Cheyenne	4	5	0	0	0	4	0	0	4
	Kiowa	2	1	0	0	0	0	0	0	2
	Prowers	75	19	0	0	0	19	0	20	25
	Total	96	25	0	0	0	23	0	25	32
16	Bent	41	1	1	0	0	0	0	11	8
	Crowley	27	2	0	0	0	0	0	0	2
	Otero	124	12	0	0	0	1	0	34	12
	Total	192	15	1	0	0	1	0	45	22
17	Adams	1,228	500	2	0	0	3	0	685	80
	Broomfield	111	160	0	0	0	2	0	61	16
	Total	1,339	660	2	0	0	5	0	746	96
18	Arapahoe	566	260	10	0	1	6	0	451	76
	Douglas	369	112	1	0	1	3	0	49	76
	Elbert	32	10	0	0	0	0	0	5	2
	Lincoln	29	3	0	0	0	2	0	9	0
	Total	996	385	11	0	2	11	0	514	154
19	Weld	883	274	50	0	2	0	0	351	71
20	Boulder	397	143	13	0	0	2	0	53	85
	Boulder-Longmont	220	36	5	0	0	0	0	33	29
	Total	617	179	18	0	0	2	0	86	114
21	Mesa	447	286	1	0	1	1	0	103	93
22	Dolores	3	0	0	0	0	2	0	0	1
	Montezuma	124	33	0	0	0	4	0	19	12
	Total	127	33	0	0	0	6	0	19	13
State Total		11,057	4,036	151	0	28	342	237	3,133	1,944
Percent of State Total		18%	7%	0.25%	0.00%	0.05%	1%	0.39%	5%	3%

**Table 30: County Court Misdemeanor Filings by Case Type
Fiscal Year 2014**

District	Court Location	Municipal Appeal (Court)					Protection	Public	Public Peace and Order
		Menacing	Not of Record)	Other	Perjury	Prostitution	Order Violation	Indecency	
12	Alamosa	2	0	37	0	1	107	0	0
	Conejos	2	0	11	0	0	17	0	3
	Costilla	5	0	18	0	0	14	0	3
	Mineral	0	0	1	0	0	1	0	1
	Rio Grande	2	0	17	0	0	25	0	5
	Saguache	2	0	11	0	0	17	0	5
	Total	13	0	95	0	1	181	0	17
13	Kit Carson	3	0	11	0	0	24	0	0
	Logan	0	0	24	0	0	82	1	7
	Morgan	1	0	111	0	0	88	1	7
	Phillips	1	0	2	0	0	6	0	0
	Sedgwick	0	0	4	0	0	6	0	0
	Washington	0	0	9	0	0	6	2	0
	Yuma	0	0	6	0	0	8	0	0
	Total	5	0	167	0	0	220	4	14
14	Grand	0	0	8	0	0	48	1	15
	Moffat	2	0	39	0	0	72	0	20
	Routt	5	0	35	0	0	99	3	19
	Total	7	0	82	0	0	219	4	54
15	Baca	0	0	0	0	0	4	0	5
	Cheyenne	0	0	4	0	0	12	0	1
	Kiowa	0	0	0	0	0	1	0	1
	Prowers	0	0	7	0	0	47	0	36
	Total	0	0	11	0	0	64	0	43
16	Bent	0	0	20	0	0	29	0	3
	Crowley	1	1	0	0	0	5	0	2
	Otero	5	1	14	0	0	108	1	21
	Total	6	2	34	0	0	142	1	26
17	Adams	10	0	574	0	16	646	51	244
	Broomfield	2	0	240	0	0	40	1	3
	Total	12	0	814	0	16	686	52	247
18	Arapahoe	14	0	378	0	30	766	24	48
	Douglas	7	0	252	0	1	302	5	48
	Elbert	1	0	6	0	0	28	1	0
	Lincoln	0	0	6	0	0	14	0	5
	Total	22	0	642	0	31	1,110	30	101
19	Weld	19	0	193	0	7	305	1	21
20	Boulder	15	0	156	0	0	171	0	110
	Boulder-Longmont	3	0	105	0	0	74	1	45
	Total	18	0	261	0	0	245	1	155
21	Mesa	10	0	180	0	3	343	6	52
22	Dolores	0	0	1	0	0	3	0	0
	Montezuma	1	0	14	0	0	119	0	16
	Total	1	0	15	0	0	122	0	16
State Total		242	2	4,651	10	108	6,468	183	1,672
Percent of State Total		0.40%	0.003%	8%	0.02%	0.18%	11%	0.30%	3%

**Table 30: County Court Misdemeanor Filings by Case Type
Fiscal Year 2014**

District	Court Location	Sex Offenses	Theft	Trespass	Under Age			Total
					Alcohol Offense	Weapon	Wildlife	
12	Alamosa	1	69	7	11	9	1	498
	Conejos	0	12	2	3	2	3	149
	Costilla	0	4	1	8	1	1	116
	Mineral	0	2	0	0	0	3	13
	Rio Grande	0	25	5	9	3	6	235
	Saguache	0	11	3	3	2	8	122
	Total	1	123	18	34	17	22	1,133
13	Kit Carson	0	7	2	4	2	0	132
	Logan	9	13	8	11	9	7	302
	Morgan	7	24	11	27	7	43	563
	Phillips	0	1	0	3	1	0	47
	Sedgwick	0	3	1	1	1	3	44
	Washington	0	2	2	1	0	2	63
	Yuma	0	3	1	16	2	7	89
Total	16	53	25	63	22	62	1,240	
14	Grand	0	15	10	30	2	25	300
	Moffat	0	29	4	38	10	14	382
	Routt	2	28	2	84	7	36	565
	Total	2	72	16	152	19	75	1,247
15	Baca	1	4	2	1	0	4	48
	Cheyenne	0	2	2	0	0	10	50
	Kiowa	1	1	0	0	1	0	14
	Prowers	0	66	13	11	3	3	391
	Total	2	73	17	12	4	17	503
16	Bent	1	9	1	7	3	6	170
	Crowley	2	1	0	0	2	2	57
	Otero	2	29	23	16	5	1	497
	Total	5	39	24	23	10	9	724
17	Adams	59	278	181	236	87	7	5,934
	Broomfield	5	416	54	104	12	1	1,482
	Total	64	694	235	340	99	8	7,416
18	Arapahoe	26	244	33	340	60	113	4,380
	Douglas	9	205	44	242	30	69	2,272
	Elbert	1	7	1	14	3	0	154
	Lincoln	2	9	1	2	1	3	105
	Total	38	465	79	598	94	185	6,911
19	Weld	18	246	48	136	20	26	3,301
20	Boulder	37	436	60	106	19	12	2,201
	Boulder-Longmont	6	63	17	3	11	11	768
	Total	43	499	77	109	30	23	2,969
21	Mesa	18	227	54	437	50	56	3,105
22	Dolores	0	4	2	1	0	3	27
	Montezuma	7	19	9	23	7	6	641
	Total	7	23	11	24	7	9	668
State Total		528	6,520	1,360	3,501	747	1,213	60,585
Percent of State Total		1%	11%	2%	6%	1%	2%	100%

**Table 31: County Court Small Claims Filings by Case Type
Fiscal Year 2014**

District	Court Location	Breach of					Total
		Contract	Covenant	Landlord Tenant	Money	Other	
1	Gilpin	0	0	0	13	0	13
	Jefferson	43	1	138	658	3	843
	<i>Total</i>	43	1	138	671	3	856
3	Huerfano	0	0	0	16	0	16
	Las Animas	0	0	0	42	0	42
	<i>Total</i>	0	0	0	58	0	58
4	El Paso	0	0	211	920	0	1,131
	Teller	2	0	2	31	0	35
	<i>Total</i>	2	0	213	951	0	1,166
5	Clear Creek	0	0	0	18	0	18
	Eagle	1	0	4	118	0	123
	Eagle-Basalt	0	0	0	22	0	22
	Lake	0	0	0	11	0	11
	Summit	0	0	0	59	0	59
	<i>Total</i>	1	0	4	228	0	233
6	Archuleta	0	0	0	28	0	28
	La Plata	0	0	35	68	1	104
	San Juan	0	0	1	2	0	3
	<i>Total</i>	0	0	36	98	1	135
7	Delta	0	0	8	44	0	52
	Gunnison	0	0	9	18	0	27
	Hinsdale	0	0	0	5	0	5
	Montrose	0	0	17	47	0	64
	Montrose-Nucla	0	0	0	3	0	3
	Ouray	0	0	3	31	0	34
	San Miguel	0	0	1	20	0	21
	<i>Total</i>	0	0	38	168	0	206
8	Jackson	0	0	0	4	0	4
	Larimer	45	0	63	333	10	451
	Larimer-Loveland	0	0	0	0	0	0
	<i>Total</i>	45	0	63	337	10	455
9	Garfield	3	0	33	61	6	103
	Garfield-Rifle	0	0	0	51	1	52
	Pitkin	1	0	7	44	1	53
	Rio Blanco-Meeker	0	0	0	13	0	13
	Rio Blanco-Rangley	0	0	0	14	0	14
	<i>Total</i>	4	0	40	183	8	235
10	Pueblo	0	0	1	244	0	245
11	Chaffee	0	0	1	36	1	38
	Custer	0	0	2	8	0	10
	Fremont	0	0	1	84	0	85
	Park	4	0	11	7	1	23
	<i>Total</i>	4	0	15	135	2	156

**Table 31: County Court Small Claims Filings by Case Type
Fiscal Year 2014**

District	Court Location	Breach of		Landlord			Total
		Contract	Covenant	Tenant	Money	Other	
12	Alamosa	0	0	0	44	0	44
	Conejos	0	0	0	7	0	7
	Costilla	0	0	0	12	0	12
	Mineral	0	0	0	0	0	0
	Rio Grande	0	0	0	22	0	22
	Saguache	0	0	0	6	0	6
	Total	0	0	0	91	0	91
13	Kit Carson	0	0	0	19	0	19
	Logan	0	0	1	22	1	24
	Morgan	0	0	1	50	0	51
	Phillips	0	0	0	14	0	14
	Sedgwick	0	0	0	8	0	8
	Washington	0	0	0	6	0	6
	Yuma	0	0	0	33	0	33
	Total	0	0	2	152	1	155
14	Grand	0	0	6	31	1	38
	Moffat	0	0	7	32	0	39
	Routt	0	1	1	51	0	53
	Total	0	1	14	114	1	130
15	Baca	0	0	0	18	0	18
	Cheyenne	0	0	0	2	0	2
	Kiowa	0	0	0	3	0	3
	Prowers	0	0	0	44	0	44
	Total	0	0	0	67	0	67
16	Bent	0	0	0	11	0	11
	Crowley	0	0	1	16	0	17
	Otero	0	0	1	44	1	46
	Total	0	0	2	71	1	74
17	Adams	3	0	44	667	2	716
	Broomfield	0	0	0	69	0	69
	Total	3	0	44	736	2	785
18	Arapahoe	0	0	0	4	0	4
	Arapahoe-Littleton	66	1	122	827	21	1,037
	Douglas	76	0	54	180	3	313
	Elbert	1	0	4	38	0	43
	Lincoln	0	0	0	15	0	15
	Total	143	1	180	1,064	24	1,412
19	Weld	0	0	1	391	0	392
20	Boulder	99	1	111	167	6	384
	Boulder-Longmont	0	0	0	0	0	0
	Total	99	1	111	167	6	384
21	Mesa	0	0	1	301	0	302
22	Dolores	0	0	0	1	0	1
	Montezuma	0	0	1	49	1	51
	Total	0	0	1	50	1	52
State Total		344	4	904	6,277	60	7,589
Percent of State Total		5%	0.05%	12%	83%	1%	100%

**Table 32: County Court Traffic Filings by Case Type
Fiscal Year 2014**

District	Court Location	Driving Under Suspension, Revocation or	Driving Under the	Driving While	Motor Vehicle	Municipal Appeal (Court Not of Record)	Total
		Denial	Influence	Ability Impaired			
1	Gilpin	173	118	5	325	0	621
	Jefferson	4,101	1,845	86	5,816	0	11,848
	Total	4,274	1,963	91	6,141	0	12,469
3	Huerfano	110	50	5	238	0	403
	Las Animas	168	86	14	611	0	879
	Total	278	136	19	849	0	1,282
4	El Paso	4,351	2,305	66	7,966	0	14,688
	Teller	224	182	19	346	0	771
	Total	4,575	2,487	85	8,312	0	15,459
5	Clear Creek	224	109	11	763	0	1,107
	Eagle	444	344	27	858	0	1,673
	Eagle-Basalt	38	24	0	69	0	131
	Lake	56	59	5	121	0	241
	Summit	278	278	17	743	0	1,316
	Total	1,040	814	60	2,554	0	4,468
6	Archuleta	131	76	0	186	0	393
	La Plata	474	367	13	654	0	1,508
	San Juan	2	2	0	21	0	25
	Total	607	445	13	861	0	1,926
7	Delta	221	121	12	410	0	764
	Gunnison	42	88	7	209	0	346
	Hinsdale	0	2	0	17	0	19
	Montrose	325	160	9	473	0	967
	Montrose-Nucla	3	8	0	20	0	31
	Ouray	39	42	3	142	0	226
	San Miguel	27	51	1	75	0	154
Total	657	472	32	1,346	0	2,507	
8	Jackson	11	15	1	75	0	102
	Larimer	1,060	1,041	29	1,765	0	3,895
	Larimer-Loveland	886	657	35	1,143	0	2,721
	Total	1,957	1,713	65	2,983	0	6,718
9	Garfield	286	265	28	746	0	1,325
	Garfield-Rifle	272	90	6	471	0	839
	Pitkin	99	139	4	178	0	420
	Rio Blanco-Meeker	33	19	2	149	0	203
	Rio Blanco-Rangely	27	42	9	84	0	162
	Total	717	555	49	1,628	0	2,949
10	Pueblo	1,665	625	9	1,629	0	3,928
11	Chaffee	0	84	12	215	0	311
	Custer	15	24	0	55	0	94
	Fremont	368	115	1	490	0	974
	Park	169	100	4	292	0	565
	Total	552	323	17	1,052	0	1,944

**Table 32: County Court Traffic Filings by Case Type
Fiscal Year 2014**

District	Court Location	Driving Under Suspension, Revocation or Denial	Driving Under the Influence	Driving While Ability Impaired	Motor Vehicle	Municipal Appeal (Court Not of Record)	Total
12	Alamosa	287	138	14	323	0	762
	Conejos	103	30	1	157	0	291
	Costilla	66	36	1	153	0	256
	Mineral	12	2	0	144	0	158
	Rio Grande	222	80	2	247	0	551
	Saguache	63	14	2	127	0	206
	Total	753	300	20	1,151	0	2,224
13	Kit Carson	79	44	4	150	1	278
	Logan	180	105	8	304	0	597
	Morgan	311	139	5	484	3	942
	Phillips	16	11	0	20	0	47
	Sedgwick	15	5	0	53	0	73
	Washington	43	14	0	130	0	187
	Yuma	50	39	4	114	0	207
	Total	694	357	21	1,255	4	2,331
14	Grand	117	137	7	300	0	561
	Moffat	98	77	8	236	0	419
	Routt	139	164	6	380	0	689
	Total	354	378	21	916	0	1,669
15	Baca	22	27	2	98	0	149
	Cheyenne	5	6	0	48	0	59
	Kiowa	37	7	0	109	0	153
	Prowers	189	55	4	637	0	885
	Total	253	95	6	892	0	1,246
16	Bent	64	37	3	82	0	186
	Crowley	31	11	1	42	0	85
	Otero	281	104	12	337	0	734
	Total	376	152	16	461	0	1,005
17	Adams	5,002	2,826	28	6,925	0	14,781
	Broomfield	699	174	1	600	0	1,474
	Total	5,701	3,000	29	7,525	0	16,255
18	Arapahoe	5,873	3,067	72	6,552	0	15,564
	Douglas	1,281	778	19	3,648	0	5,726
	Elbert	106	55	1	229	0	391
	Lincoln	62	23	1	209	0	295
	Total	7,322	3,923	93	10,638	0	21,976
19	Weld	2,560	1,137	68	3,059	0	6,824
20	Boulder	1,091	940	29	1,984	0	4,044
	Boulder-Longmont	410	276	5	550	0	1,241
	Total	1,501	1,216	34	2,534	0	5,285
21	Mesa	1,368	745	30	1,830	2	3,975
22	Dolores	9	9	1	35	0	54
	Montezuma	280	126	3	486	0	895
	Total	289	135	4	521	0	949
State Total		37,493	20,971	782	58,137	6	117,389
Percent of State Total		32%	18%	1%	50%	0.01%	100%

**SECTION V:
WATER COURT**



WATER COURT JUDGES

<u>Division One</u>	Greeley	James Hartmann, Jr.
<u>Division Two</u>	Pueblo	Larry C. Schwartz
<u>Division Three</u>	Alamosa	Pattie P. Swift
<u>Division Four</u>	Montrose	J. Steven Patrick
<u>Division Five</u>	Glenwood Springs	James B. Boyd
<u>Division Six</u>	Steamboat Springs	Michael A. O'Hara, III
<u>Division Seven</u>	Durango	Gregory G. Lyman

Water Court

The Water Right Determination and Administration Act of 1969 created seven water divisions based upon the drainage patterns of major rivers in Colorado: the South Platte, Arkansas, Rio Grande, Gunnison, Colorado, White and San Juan rivers. A division engineer appointed by the state engineer; a water judge appointed by the Colorado Supreme Court; a water referee appointed by the water judge; and a water clerk assigned by the district court staff each water division.

Water judges are district judges who have jurisdiction in the determination of water rights, the use and administration of water, and all other water matters within the jurisdiction of the water division. There are no jury trials in water courts, and all appeals are filed directly with the Colorado Supreme Court.

All water courts operate under a standard case definition approved by the Colorado Supreme Court in 1981. This made possible the establishment of water court filing standards, which have been reported annually by water divisions since July 1, 1981.

Specific information regarding each of the seven water divisions is available at:

<http://www.courts.state.co.us/Courts/Water/Index.cfm>.

**Table 33: Water Court Filings, Claims, and Percent Change
Fiscal Year 2013 and Fiscal Year 2014**

Division	County		FY2013	FY2014	Percent Change
One	Weld County, Greeley	Filings	246	230	-7%
		Claims	1,484	1,207	-19%
Two	Pueblo County, Pueblo	Filings	91	99	9%
		Claims	402	492	22%
Three	Alamosa County, Alamosa	Filings	35	43	23%
		Claims	78	136	74%
Four	Montrose County, Montrose	Filings	177	175	-1%
		Claims	446	434	-3%
Five	Garfield County, Glenwood Springs	Filings	162	190	17%
		Claims	808	767	-5%
Six	Routt County, Steamboat Springs	Filings	81	72	-11%
		Claims	201	151	-25%
Seven	La Plata County, Durango	Filings	59	88	49%
		Claims	241	220	-9%
State Total					
		Filings	851	897	5%
		Claims	3,660	3,407	-7%

**SECTION VI:
OFFICE OF DISPUTE RESOLUTION**



The Office of Dispute Resolution

The Office of Dispute Resolution (ODR) was created by the Colorado Dispute Resolution Act in 1983. The ODR's mission is to establish or make available dispute resolution programs and related services throughout the state, as designated by the Chief Justice of Colorado's Supreme Court. The courts were encouraged to expand use of the Dispute Resolution Act by HJR 97-1020.

ODR assists the court in designing, implementing, and administering dispute resolution programs, including multi-door courthouse programs, which provide case screening to assist in matching cases to an appropriate dispute resolution process. ODR provides services, including mediation, parenting coordination/decision making, parenting plan facilitation, family group conferencing, and settlement conferences. ODR also manages the federal Access & Visitation Grant for the State of Colorado providing support and funding for dispute resolution programs targeting never-married parents with the goal of increasing parenting time.

In addition to providing services, ODR helps establish Colorado's dispute resolution policies; provides information to the public; collaborates with other individuals and organizations, including government agencies, state and local bar associations, community mediation centers, schools, private and public dispute resolution programs, and others to increase access to dispute resolution services; consults with state and local governments regarding the design, implementation, and administration of dispute resolution programs; and provides dispute resolution education and training.

ODR neutrals first began mediating cases in fiscal year 1985, with 54 domestic relations cases. In fiscal year 2014, an estimated 7,885 cases were reported from Colorado's 22 judicial districts. These cases included domestic relations, civil, criminal, juvenile, dependency and neglect, child support enforcement, county court, small claims, and probate. Mediation services constituted approximately 97 percent of ODR's services in fiscal year 2014. The remaining three percent of ODR's caseload included limited ADR services in select districts including Early Neutral Assessment, Parenting Coordination/Decision Making and Parenting Plan Facilitation.

ODR receives a General Fund appropriation for administrative and program costs. Parties generally pay the mediator or neutral directly for services. ODR continues to provide reduced-fee services for qualifying indigent parties based on its General Fund appropriation and continued receipt of the Federal Access and Visitation Program grant funds. General information regarding the Office of Dispute Resolution is available at <http://www.courts.state.co.us/Administration/Unit.cfm?Unit=odr>.

Table 34: ADR Services Provided by Case Type and Disposition Percentage for FY2014

Case Type	Cases completely or partially resolved	Cases not resolved ¹	Cases served left with proposal ²	Cases inappropriate for ADR	Cases ongoing	ADR not provided ³	Total # of cases reported
Domestic - Initial Filings	2,411	729	270	34	141	229	3,814
Percentage	63.2%	19.1%	7.1%	0.9%	3.7%	6.0%	
Domestic - Modifications	1,086	676	149	27	65	66	2,069
Percentage	52.5%	32.7%	7.2%	1.3%	3.1%	3.2%	
Dependency & Neglect	233	52	44	1	8	28	366
Percentage	63.7%	14.2%	12.0%	0.3%	2.2%	7.7%	
Child Support Enforcement	256	69	12	2	8	89	436
Percentage	58.7%	15.8%	2.8%	0.5%	1.8%	20.4%	
Juvenile	99	41	11	3	2	41	197
Percentage	50.3%	20.8%	5.6%	1.5%	1.0%	20.8%	
District Civil	103	82	30	0	7	9	231
Percentage	44.6%	35.5%	13.0%	0.0%	3.0%	3.9%	
County Civil	330	148	70	4	10	93	655
Percentage	50.4%	22.6%	10.7%	0.6%	1.5%	14.2%	
Criminal	38	10	1	0	4	1	54
Percentage	70.4%	18.5%	1.9%	0.0%	7.4%	1.9%	
Probate	13	7	0	0	0	0	20
Percentage	65.0%	35.0%	0.0%	0.0%	0.0%	0.0%	
Collections	5	4	1	0	1	1	12
Percentage	41.7%	33.3%	8.3%	0.0%	8.3%	8.3%	
Small Claims	4	4	1	0	0	0	9
Percentage	44.4%	44.4%	11.1%	0.0%	0.0%	0.0%	
Restraining Orders	1	0	0	0	0	0	1
Percentage	100.0%	0.0%	0.0%	0.0%	0.0%	0.0%	
Other	12	9	0	0	0	0	21
Percentage	57.1%		0.0%	0.0%	0.0%	0.0%	
Total Cases Reported	4,591	1,831	589	71	246	557	7,885
Percentage	58.2%	23.2%	7.5%	0.9%	3.1%	7.1%	

¹ No agreement was reached or award entered at time of service. The parties may or may not have settled subsequent to ADR service; this information is not available.

² Parties left with proposed agreement. Information is not available as to whether this agreement was finalized.

³ ADR was not provided for a variety of reasons, including settlement prior to ADR service, refusal by one party, decision to use another provider, and other.

Table 35: All ADR Services Provided by District and Case Type for FY2014

Judicial District	Domestic Relations - Initial Filing	Domestic Relations - Modification	Child Support Enforcement	Juvenile	District Civil	County Civil	D&N (EPP & Non-EPP)	Collections	Probate	Small Claims	Criminal (JD4 Only)	Restraining Orders	Other	Total Cases Served
1	332	246	0	10	13	5	0	0	0	1	0	0	3	610
2	267	202	38	140	34	2	111	0	9	1	0	0	1	805
3	34	13	0	0	1	1	2	0	0	0	0	0	0	51
4	1010	414	47	0	20	307	239	12	2	2	54	0	0	2107
5	27	16	1	0	0	13	0	0	1	0	0	0	0	58
6	1	1	0	0	0	0	0	0	0	0	0	0	0	2
7	8	7	0	0	2	56	0	0	0	0	0	0	0	73
8	224	96	10	8	10	3	0	0	0	0	0	0	0	351
9	64	24	6	0	4	3	0	0	0	0	0	0	0	101
10	291	68	0	0	24	5	4	0	4	0	0	0	0	396
11	163	36	11	0	3	11	0	0	0	3	0	0	0	227
12	4	0	0	0	1	0	0	0	0	0	0	0	0	5
13	80	37	1	0	0	0	0	0	0	0	0	0	0	118
14	22	19	8	1	0	0	3	0	0	0	0	0	0	53
15	2	1	0	0	0	0	0	0	0	0	0	0	0	3
16	21	0	0	0	0	0	0	0	0	0	0	0	0	21
17	57	132	40	8	7	0	0	0	0	0	0	0	0	244
18	651	411	226	10	85	233	7	0	4	2	0	1	0	1630
19	210	84	41	9	5	3	0	0	0	0	0	0	0	352
20	73	119	6	11	19	4	0	0	0	0	0	0	0	232
21	271	138	1	0	3	9	0	0	0	0	0	0	17	439
22	2	5	0	0	0	0	0	0	0	0	0	0	0	7
State Total	3814	2069	436	197	231	655	366	12	20	9	54	1	21	7885

Table 36: Mediation Services Provided by District and Case Type for FY2014

Judicial District	Domestic Relations - Initial Filing	Domestic Relations - Modification	Child Support Enforcement	Dependency & Neglect	Juvenile	District Civil	County Civil	Collections	Probate	Small Claims	Criminal (JD4 only)	Other	Restraining Orders	Total Cases Served
1	246	245	0	0	10	13	5	0	0	1	0	2	0	522
2	231	122	38	111	132	34	2	0	9	1	0	0	0	680
3	34	13	0	2	0	1	1	0	0	0	0	0	0	51
4	1006	414	47	239	0	20	307	12	2	2	54	0	0	2103
5	27	16	1	0	0	0	13	0	1	0	0	0	0	58
6	1	1	0	0	0	0	0	0	0	0	0	0	0	2
7	8	7	0	0	0	2	56	0	0	0	0	0	0	73
8	222	96	10	0	8	10	3	0	0	0	0	0	0	349
9	64	24	6	0	0	4	3	0	0	0	0	0	0	101
10	291	68	0	4	0	24	5	0	4	0	0	0	0	396
11	163	36	11	0	0	3	11	0	0	3	0	0	0	227
12	4	0	0	0	0	1	0	0	0	0	0	0	0	5
13	80	37	1	0	0	0	0	0	0	0	0	0	0	118
14	22	19	8	3	1	0	0	0	0	0	0	0	0	53
15	2	1	0	0	0	0	0	0	0	0	0	0	0	3
16	21	0	0	0	0	0	0	0	0	0	0	0	0	21
17	47	124	40	0	8	7	0	0	0	0	0	0	0	226
18	651	411	226	7	10	85	232	0	4	2	0	0	1	1629
19	210	84	41	0	9	5	3	0	0	0	0	0	0	352
20	73	97	6	0	10	19	4	0	0	0	0	0	0	209
21	271	138	1	0	0	3	9	0	0	0	0	17	0	439
22	2	5	0	0	0	0	0	0	0	0	0	0	0	7
State Total	3676	1958	436	366	188	231	654	12	20	9	54	19	1	7624

**SECTION VII:
FINANCIAL INFORMATION**



FINANCIAL INFORMATION

In Fiscal Year 2014, the Judicial Branch (Courts and Probation) had a budget of \$429.9 million (\$261.8 million in General Fund and \$168.1 million in cash, reappropriated and federal funds) and 3,606 full-time equivalent staff. The increase over FY 2013 reflects \$4.4 million in statewide common policy adjustments; \$9.1 million in salary survey and merit adjustments; \$3.1 million for new judges and their staff, as well as self-represented litigant coordinator, legal, court appointed professional coordinator, problem-solving court, and probation staff; \$3.8 million for special bill annualizations; \$3.6 million for the operation of the Ralph Carr Colorado Judicial Center; along with a net increase of \$8.4 million in budget annualizations, non-discretionary requests, and other common policy adjustments.

In Fiscal Year 2014, personnel costs of \$239.6 million comprised the largest portion of the budget. Benefits accounted for \$40.2 million, operating costs \$15.3 million, victims' compensation and assistance programs \$28.6 million, and \$19.6 million was appropriated to mandated/interpreter costs for court appointed counsel, jury, interpreter and court costs. The remaining amounts were appropriated in various areas including federal funds and grants, offender services and treatment, training, courthouse furnishings, leased space and other miscellaneous items.

FY 2014 Courts and Probation Budget Appropriation

Personal Services (non Judge)	\$195,255,014	45.4%
Personal Services (Judge)	\$44,326,007	10.3%
Benefits	\$40,233,898	9.4%
Operating	\$15,318,566	3.6%
Mandated Costs/Interpreter Costs	\$19,603,431	4.6%
Victims Comp/Assistance	\$28,550,000	6.6%
Offender Services and Treatment Funding	\$38,512,355	9.0%
Federal Funds & Other Grants	\$8,500,000	2.0%
Other	\$39,557,897	9.2%
	\$429,857,168	100%

The Judicial Branch's FY 2014 appropriation (including the Courts and Probation, Office of the State Public Defender, Office of the Alternate Defense Counsel, Office of the Child's Representative, Independent Ethics Commission and District Attorney Mandated Costs) represented 2.4% of the State of Colorado's total appropriated budget. The Courts and Probation's FY 2014 appropriation represented 1.9% of the State's total appropriated budget.

COLORADO JUDICIAL DEPARTMENT

Collections / Revenue

In Fiscal Year 2014, the state courts throughout Colorado brought in \$198.9 million. Over fifty different statutory funds and purposes are supported by these revenues including the General Fund, Highway Users Trust Fund, Judicial Stabilization Fund, Correctional Treatment Cash Fund, Offender Services Fund, and many others. Of the total, approximately 25%, or \$50.5 million, went to crime victim related programs, \$26.9 million of which were recoveries of restitution.

Collection efforts are concentrated in Collections Investigator offices in the local courts and probation departments. Under this statewide program, the Judicial Branch has implemented a variety of proactive strategies and procedures. Examples include: investigating offenders' assets and earnings; issuing garnishments and attachments; locating offenders who are attempting to avoid their obligations; intercepting state income tax refunds, lottery winnings, unclaimed property, and gambling winnings; suspending driver's licenses; and referring accounts to private collection agencies. In addition to the efforts of Collections Investigators, other system personnel also play key roles in the collection process including judges, clerks, probation officers, court administrators, district attorneys, and other criminal justice agencies.

Helping make victims whole through the recovery of restitution continues to be a major area of emphasis for the Colorado courts. Included in this annual report is a table that shows, by judicial district, the restitution assessed and the collections to-date on those obligations for FY13 and FY14.

COLORADO JUDICIAL DEPARTMENT

Collections / Revenue

Fiscal Year 2013-14

Table 37

CATEGORY	AMOUNT
GENERAL FUND	
Civil Action Tax and General Fund Civil Fees	\$ 352,679
Miscellaneous Criminal Costs, Forfeitures, and Related	\$ 1,648,633
Miscellaneous Fees/Revenue	\$ 61,913
Public Defender Fees	\$ 345,024
Seized Asset Forfeitures: 1% Statutory Share	\$ 4,257
Victims Assistance (General Fund Portion)	\$ 181,747
Subtotal	\$ 2,594,253
Percentage of Total	1.3%
HIGHWAY USERS TRUST FUND	
D.U.I. Fines (HUTF Portion)	\$ 2,475,780
Highway Construction Workers Safety Fund	\$ 89,253
Traffic Fines & Forfeits	\$ 8,808,794
Wildlife Crossing Zones Safety Account	\$ 5,765
Subtotal	\$ 11,379,592
Percentage of Total	5.7%
VICTIM RESTITUTION AND PROGRAM FUNDS	
Restitution (Reimbursements to Victims of Crime for Losses Incurred)	\$ 26,885,851
Victim Address Confidentiality Surcharges (for Department of Personnel & Admin)	\$ 138,446
Victim Assistance Surcharges* (for Local and State Victims Assistance Grant Programs)	\$ 15,210,779
Victim Compensation Costs* (for Local Victims Compensation Programs)	\$ 8,321,256
Subtotal	\$ 50,556,332
Percentage of Total	25.4%
OTHER SPECIAL PURPOSES AND FUNDS	
Adolescent Substance Abuse Surcharges (for Div. of Alcohol & Drug Abuse)	\$ 57,016
Alcohol Evaluation/Supervision Fees	\$ 4,514,983
Animal Cruelty Surcharges (for Dept. of Agriculture)	\$ 1,640
Attorney Fee Reimbursements (Cost Recovery)	\$ 129,219
Child Abuse Investigation Surcharge (for Div. of Criminal Justice)	\$ 202,072
Collaborative Management Incentive Fund (for Dept. of Human Services; divorce fees; formerly "Family Stabilization")	\$ 2,770,312
Colorado Children's Trust Fund (for Dept. of Public Health and Environment)	\$ 359,167
Commercial Vehicle Enterprise Tax Fund (for Dept. of Revenue - Share of Excess Vehicle Wgt Penalties)	\$ 108,913
Continuing Legal Education Fund	\$ 110,367
Correctional Treatment Cash Fund (for Various Criminal Justice Agencies)	\$ 4,587,100
Court Security Fund	\$ 2,357,469
Crimes Against At-Risk Persons Surcharge (for Dept. of Human Services)	\$ 5,297
Disabled Parking Education and Enforcement Fund (for Dept. of Revenue)	\$ 18,395
Displaced Homemaker Fee (for Dept. of Labor and Employment)	\$ 106,231
Domestic Abuse Program Fund (for Dept. of Human Services)	\$ 155,772
Family Friendly Courts Surcharge	\$ 288,819
Family Violence Justice Fund	\$ 156,440
Felony and Misdemeanor Fines (Judicial Fines Collection Cash Fund)	\$ 1,495,870
Fines - Parks and Outdoor Recreation Fund	\$ 22,168
Fines - Wildlife Cash Fund	\$ 46,971
Illegal Alien - Bond Forfeitures (for Dept. of Corrections and County Jails)	\$ 14,650
Interstate Compact Probation Transfer Cash Fund	\$ 156,650
Judicial Information Technology Fund	\$ 14,114,790
Judicial Performance Fund	\$ 531,422
Judicial Stabilization Fund	\$ 33,590,679
Justice Center Fund	\$ 15,302,615
Juvenile Offender Fund (Youthful Offender Surcharge)	\$ 24
Law Enforcement Assistance Fund (for Dept. of Health and Environment, Transportation Safety, Human Services)	\$ 1,729,996
Law Examiner Board Fund	\$ 1,548,586
Misc. Cost Recoveries (Various Trial Court and Probation costs recovered, incl. court share of OJW)	\$ 2,762,211
Municipalities & Counties Share of Fees & Fines Collected, DMV's share of OJW	\$ 9,355,315
Offender ID Fund (for Dept. of Public Safety and Judicial Dept.)	\$ 1,127,463
Office of Dispute Resolution Fund	\$ 5,192
Persistent Drunk Driver Surcharge (for Dept. of Transportation, Revenue, Human Services)	\$ 2,048,526
Probation Supervision Fees (Judicial Offender Services Fund)	\$ 14,668,037
Restorative Justice Surcharge	\$ 599,322
Rural Alcohol and Substance Abuse Fund (for Dept. of Human Services)	\$ 120,391
Sex Offender Surcharge Fund (for Various Criminal Justice Agencies)	\$ 494,807
Supreme Court Committee Fund (Attorney Regulation)	\$ 12,083,520
Supreme Court Law Library Fund	\$ 452,549
Tax - Vital Statistics (for Dept. of Public Health and Environment)	\$ 76,817
Time Payment, Late Fees, Collection Costs (Judicial Collection Enhancement Fund)	\$ 5,074,276
Traumatic Brain Injury Surcharges (for Dept. of Human Services)	\$ 860,647
Useful Public Service Fees Collected (Judicial Operated Programs only)	\$ 219,395
Subtotal	\$ 134,432,099
Percentage of Total	67.6%
TOTAL ALL CATEGORIES	\$ 198,962,277

* Victim Assistance and Victim Comp. totals exclude Federal grant funds and restitution received in these funds.

Colorado Judicial Department
Restitution Assessments and Collections (non-DOC)*

Chart 5

Judicial District	Assessed Group	FY13 Sentences with Restitution Ordered						FY14 Sentences with Restitution Ordered					
		FY13 Total Cases	Paid in Full	% Paid in Full (as of 8/6/14)	REST Assessed	Total Paid-to Date (8/6/14)	% of Dollars Paid-to-Date (as of 8/6/14)	FY14 Total Cases	Paid in Full	% Paid in Full (as of 8/6/14)	REST Assessed	Total Paid-to Date (8/6/14)	% of Dollars Paid-to-Date (as of 8/6/14)
1st	A. 1 to \$1,000	495	272	54.9%	\$ 192,256	\$ 110,129	57.3%	456	167	36.6%	\$ 172,622	\$ 68,482	39.7%
	B. \$1,001 - \$5,000	234	71	30.3%	\$ 549,105	\$ 192,265	35.0%	245	32	13.1%	\$ 580,675	\$ 117,672	20.3%
	C. \$5,001 - \$10,000	48	5	10.4%	\$ 335,866	\$ 66,002	19.7%	42	4	9.5%	\$ 293,630	\$ 32,949	11.2%
	D. \$10,001 - \$25,000	30	5	16.7%	\$ 470,479	\$ 115,893	24.6%	39	2	5.1%	\$ 608,104	\$ 83,817	13.8%
	E. \$25,001 - \$50,000	14	1	7.1%	\$ 464,287	\$ 42,164	9.1%	9	1	11.1%	\$ 302,404	\$ 33,212	11.0%
	F. \$50,001 - \$100,000	4		0.0%	\$ 284,436	\$ 4,875	1.7%	3	1	33.3%	\$ 212,502	\$ 64,881	30.5%
	G. \$100,001 - \$250,000	2		0.0%	\$ 347,226	\$ 5,763	1.7%	5		0.0%	\$ 795,826	\$ 3,757	0.5%
	H. \$250,001 - \$500,000	2	1	50.0%	\$ 655,795	\$ 381,500	58.2%						
	I. \$500,001 - \$1,000,000							1		0.0%	\$ 928,295	\$ -	0.0%
	J. \$1,000,001 - \$10,000,000							1		0.0%	\$ 1,751,669	\$ -	0.0%
Total - 1st		829	355	42.8%	\$ 3,299,450	\$ 918,591	27.8%	801	207	25.8%	\$ 5,645,727	\$ 404,770	7.2%
2nd (Denver Juv.)	A. 1 to \$1,000	62	15	24.2%	\$ 24,526	\$ 6,111	24.9%	44	2	4.5%	\$ 18,573	\$ 1,467	7.9%
	B. \$1,001 - \$5,000	28	2	7.1%	\$ 62,544	\$ 4,964	7.9%	24	2	8.3%	\$ 53,155	\$ 4,345	8.2%
	C. \$5,001 - \$10,000	4		0.0%	\$ 25,942	\$ -	0.0%	7		0.0%	\$ 47,766	\$ -	0.0%
	D. \$10,001 - \$25,000	2		0.0%	\$ 27,402	\$ -	0.0%	5		0.0%	\$ 57,083	\$ -	0.0%
	E. \$25,001 - \$50,000												
	F. \$50,001 - \$100,000												
	G. \$100,001 - \$250,000												
	H. \$250,001 - \$500,000												
	I. \$500,001 - \$1,000,000												
	J. \$1,000,001 - \$10,000,000												
Total - 2nd (Denver Juv.)		96	17	17.7%	\$ 140,414	\$ 11,074	7.9%	80	4	5.0%	\$ 176,576	\$ 5,812	3.3%
2nd (Denver Adult)	A. 1 to \$1,000	193	60	31.1%	\$ 82,511	\$ 27,481	33.3%	180	30	16.7%	\$ 75,636	\$ 10,935	14.5%
	B. \$1,001 - \$5,000	194	52	26.8%	\$ 469,236	\$ 182,891	39.0%	145	21	14.5%	\$ 361,568	\$ 56,772	15.7%
	C. \$5,001 - \$10,000	42	9	21.4%	\$ 290,614	\$ 86,744	29.8%	51	6	11.8%	\$ 365,292	\$ 76,824	21.0%
	D. \$10,001 - \$25,000	36	7	19.4%	\$ 582,107	\$ 199,559	34.3%	42	3	7.1%	\$ 694,927	\$ 122,311	17.6%
	E. \$25,001 - \$50,000	21	2	9.5%	\$ 761,569	\$ 144,907	19.0%	20		0.0%	\$ 724,224	\$ 21,460	3.0%
	F. \$50,001 - \$100,000	8	1	12.5%	\$ 502,764	\$ 127,650	25.4%	7		0.0%	\$ 426,906	\$ 11,162	2.6%
	G. \$100,001 - \$250,000	6		0.0%	\$ 837,377	\$ 20,120	2.4%	12	1	8.3%	\$ 1,883,093	\$ 342,148	18.2%
	H. \$250,001 - \$500,000	3		0.0%	\$ 951,816	\$ 144,903	15.2%	3		0.0%	\$ 1,274,972	\$ 50,237	3.9%
	I. \$500,001 - \$1,000,000	1		0.0%	\$ 514,684	\$ 8,337	1.6%	1		0.0%	\$ 876,367	\$ 1,174	0.1%
	J. \$1,000,001 - \$10,000,000	1	1	100.0%	\$ 1,180,563	\$ 1,180,563	100.0%	1		0.0%	\$ 3,134,317	\$ 2,698	0.1%
Total - 2nd (Denver Adult)		505	132	26.1%	\$ 6,173,242	\$ 2,123,154	34.4%	462	61	13.2%	\$ 9,817,303	\$ 695,721	7.1%
3rd	A. 1 to \$1,000	61	31	50.8%	\$ 20,244	\$ 9,578	47.3%	45	13	28.9%	\$ 15,677	\$ 5,103	32.6%
	B. \$1,001 - \$5,000	13	3	23.1%	\$ 24,536	\$ 11,295	46.0%	14	2	14.3%	\$ 38,177	\$ 10,894	28.5%
	C. \$5,001 - \$10,000	2		0.0%	\$ 11,046	\$ 1,491	13.5%	2	1	50.0%	\$ 12,750	\$ 7,116	55.8%
	D. \$10,001 - \$25,000	1		0.0%	\$ 12,341	\$ -	0.0%	1		0.0%	\$ 20,081	\$ -	0.0%
	E. \$25,001 - \$50,000							1		0.0%	\$ 50,000	\$ 599	1.2%
	F. \$50,001 - \$100,000												
	G. \$100,001 - \$250,000												
	H. \$250,001 - \$500,000												
	I. \$500,001 - \$1,000,000												

Colorado Judicial Department
Restitution Assessments and Collections (non-DOC)*

Judicial District	Assessed Group	FY13 Sentences with Restitution Ordered						FY14 Sentences with Restitution Ordered					
		FY13 Total Cases	Paid in Full	% Paid in Full (as of 8/6/14)	REST Assessed	Total Paid-to-Date (8/6/14)	% of Dollars Paid-to-Date (as of 8/6/14)	FY14 Total Cases	Paid in Full	% Paid in Full (as of 8/6/14)	REST Assessed	Total Paid-to-Date (8/6/14)	% of Dollars Paid-to-Date (as of 8/6/14)
	J. \$1,000,001 - \$10,000,000												
Total - 3rd		77	34	44.2%	\$ 68,167	\$ 22,364	32.8%	63	16	25.4%	\$ 136,684	\$ 23,711	17.3%
4th	A. 1 to \$1,000	743	305	41.0%	\$ 253,171	\$ 108,998	43.1%	742	134	18.1%	\$ 257,575	\$ 59,136	23.0%
	B. \$1,001 - \$5,000	372	99	26.6%	\$ 865,222	\$ 286,557	33.1%	359	26	7.2%	\$ 835,875	\$ 93,301	11.2%
	C. \$5,001 - \$10,000	90	5	5.6%	\$ 635,421	\$ 101,957	16.0%	88	1	1.1%	\$ 626,564	\$ 23,472	3.7%
	D. \$10,001 - \$25,000	60	1	1.7%	\$ 913,152	\$ 110,165	12.1%	59	4	6.8%	\$ 938,537	\$ 72,864	7.8%
	E. \$25,001 - \$50,000	16		0.0%	\$ 532,720	\$ 26,260	4.9%	22		0.0%	\$ 771,541	\$ 4,974	0.6%
	F. \$50,001 - \$100,000	2		0.0%	\$ 103,475	\$ 1,545	1.5%	11		0.0%	\$ 720,310	\$ 8,476	1.2%
	G. \$100,001 - \$250,000	8		0.0%	\$ 1,339,154	\$ 5,068	0.4%	8		0.0%	\$ 1,202,516	\$ 3,285	0.3%
	H. \$250,001 - \$500,000	2		0.0%	\$ 600,798	\$ 593	0.1%						
	I. \$500,001 - \$1,000,000	2		0.0%	\$ 1,152,707	\$ 6,245	0.5%						
	J. \$1,000,001 - \$10,000,000												
Total - 4th		1,295	410	31.7%	\$ 6,395,819	\$ 647,388	10.1%	1,289	165	12.8%	\$ 5,352,919	\$ 265,509	5.0%
5th	A. 1 to \$1,000	111	79	71.2%	\$ 38,657	\$ 27,788	71.9%	88	41	46.6%	\$ 35,851	\$ 18,309	51.1%
	B. \$1,001 - \$5,000	66	25	37.9%	\$ 157,675	\$ 86,281	54.7%	51	17	33.3%	\$ 111,458	\$ 49,634	44.5%
	C. \$5,001 - \$10,000	14	9	64.3%	\$ 101,739	\$ 71,976	70.7%	13	2	15.4%	\$ 95,246	\$ 23,140	24.3%
	D. \$10,001 - \$25,000	5		0.0%	\$ 79,459	\$ 15,318	19.3%	9		0.0%	\$ 119,528	\$ 1,255	1.0%
	E. \$25,001 - \$50,000	3		0.0%	\$ 111,301	\$ 2,752	2.5%	5		0.0%	\$ 156,808	\$ 1,803	1.1%
	F. \$50,001 - \$100,000	2		0.0%	\$ 116,768	\$ 3,141	2.7%	3		0.0%	\$ 206,455	\$ 5,114	2.5%
	G. \$100,001 - \$250,000	1		0.0%	\$ 250,000	\$ 37,596	15.0%	1		0.0%	\$ 125,271	\$ 481	0.4%
	H. \$250,001 - \$500,000												
	I. \$500,001 - \$1,000,000												
	J. \$1,000,001 - \$10,000,000												
Total - 5th		202	113	55.9%	\$ 855,598	\$ 244,851	28.6%	170	60	35.3%	\$ 850,617	\$ 99,734	11.7%
6th	A. 1 to \$1,000	89	60	67.4%	\$ 32,193	\$ 20,271	63.0%	68	36	52.9%	\$ 27,137	\$ 15,628	57.6%
	B. \$1,001 - \$5,000	33	22	66.7%	\$ 77,471	\$ 49,959	64.5%	21	5	23.8%	\$ 44,416	\$ 15,789	35.5%
	C. \$5,001 - \$10,000	13	2	15.4%	\$ 97,524	\$ 32,575	33.4%	7		0.0%	\$ 38,966	\$ 3,416	8.8%
	D. \$10,001 - \$25,000	5	1	20.0%	\$ 71,416	\$ 13,603	19.0%	3		0.0%	\$ 33,913	\$ 3,009	8.9%
	E. \$25,001 - \$50,000	1		0.0%	\$ 30,000	\$ 16,807	56.0%	2		0.0%	\$ 55,618	\$ 1,601	2.9%
	F. \$50,001 - \$100,000	2		0.0%	\$ 144,808	\$ 7,378	5.1%						
	G. \$100,001 - \$250,000												
	H. \$250,001 - \$500,000												
	I. \$500,001 - \$1,000,000												
	J. \$1,000,001 - \$10,000,000												
Total - 6th		143	85	59.4%	\$ 453,412	\$ 140,593	31.0%	101	41	40.6%	\$ 200,049	\$ 39,442	19.7%
7th	A. 1 to \$1,000	121	64	52.9%	\$ 42,233	\$ 24,468	57.9%	105	27	25.7%	\$ 38,113	\$ 8,281	21.7%
	B. \$1,001 - \$5,000	42	17	40.5%	\$ 92,999	\$ 45,021	48.4%	52	12	23.1%	\$ 108,981	\$ 32,636	29.9%
	C. \$5,001 - \$10,000	10		0.0%	\$ 71,970	\$ 9,746	13.5%	5	1	20.0%	\$ 38,223	\$ 9,113	23.8%
	D. \$10,001 - \$25,000	8		0.0%	\$ 118,807	\$ 7,198	6.1%	5		0.0%	\$ 75,722	\$ 3,880	5.1%
	E. \$25,001 - \$50,000	2		0.0%	\$ 67,778	\$ 384	0.6%						
	F. \$50,001 - \$100,000	3		0.0%	\$ 215,864	\$ 20,639	9.6%						

Colorado Judicial Department
Restitution Assessments and Collections (non-DOC)*

Judicial District	Assessed Group	FY13 Sentences with Restitution Ordered						FY14 Sentences with Restitution Ordered					
		FY13 Total Cases	Paid in Full	% Paid in Full (as of 8/6/14)	REST Assessed	Total Paid-to Date (8/6/14)	% of Dollars Paid-to-Date (as of 8/6/14)	FY14 Total Cases	Paid in Full	% Paid in Full (as of 8/6/14)	REST Assessed	Total Paid-to Date (8/6/14)	% of Dollars Paid-to-Date (as of 8/6/14)
	G. \$100,001 - \$250,000												
	H. \$250,001 - \$500,000												
	I. \$500,001 - \$1,000,000												
	J. \$1,000,001 - \$10,000,000												
Total - 7th		186	81	43.5%	\$ 609,652	\$ 107,457	17.6%	167	40	24.0%	\$ 261,038	\$ 53,910	20.7%
8th	A. 1 to \$1,000	361	186	51.5%	\$ 131,313	\$ 69,234	52.7%	329	108	32.8%	\$ 106,782	\$ 37,149	34.8%
	B. \$1,001 - \$5,000	158	54	34.2%	\$ 363,679	\$ 163,285	44.9%	161	21	13.0%	\$ 380,958	\$ 91,633	24.1%
	C. \$5,001 - \$10,000	32	6	18.8%	\$ 240,691	\$ 67,821	28.2%	33	3	9.1%	\$ 233,595	\$ 39,562	16.9%
	D. \$10,001 - \$25,000	23		0.0%	\$ 324,545	\$ 37,547	11.6%	17	2	11.8%	\$ 248,556	\$ 41,234	16.6%
	E. \$25,001 - \$50,000	8	2	25.0%	\$ 264,525	\$ 97,121	36.7%	9	1	11.1%	\$ 348,450	\$ 80,617	23.1%
	F. \$50,001 - \$100,000	4		0.0%	\$ 307,188	\$ 17,435	5.7%	1		0.0%	\$ 70,000	\$ 16,830	24.0%
	G. \$100,001 - \$250,000	1		0.0%	\$ 179,102	\$ 73,740	41.2%	1		0.0%	\$ 123,888	\$ 674	0.5%
	H. \$250,001 - \$500,000							1		0.0%	\$ 261,429	\$ 9,674	3.7%
	I. \$500,001 - \$1,000,000												
	J. \$1,000,001 - \$10,000,000												
Total - 8th		587	248	42.2%	\$ 1,811,043	\$ 526,183	29.1%	552	135	24.5%	\$ 1,773,659	\$ 317,373	17.9%
9th	A. 1 to \$1,000	70	52	74.3%	\$ 24,767	\$ 18,704	75.5%	88	38	43.2%	\$ 28,088	\$ 10,661	38.0%
	B. \$1,001 - \$5,000	37	14	37.8%	\$ 78,303	\$ 40,139	51.3%	49	11	22.4%	\$ 109,259	\$ 36,487	33.4%
	C. \$5,001 - \$10,000	11	2	18.2%	\$ 74,422	\$ 18,813	25.3%	7	2	28.6%	\$ 51,879	\$ 13,961	26.9%
	D. \$10,001 - \$25,000	7	2	28.6%	\$ 100,875	\$ 33,609	33.3%	6		0.0%	\$ 102,407	\$ 2,449	2.4%
	E. \$25,001 - \$50,000	2		0.0%	\$ 69,544	\$ 250	0.4%						
	F. \$50,001 - \$100,000	1		0.0%	\$ 98,763	\$ 724	0.7%	2		0.0%	\$ 142,026	\$ 79	0.1%
	G. \$100,001 - \$250,000	2		0.0%	\$ 363,782	\$ 3,600	1.0%	1		0.0%	\$ 102,828	\$ -	0.0%
	H. \$250,001 - \$500,000												
	I. \$500,001 - \$1,000,000												
	J. \$1,000,001 - \$10,000,000												
Total - 9th		130	70	53.8%	\$ 810,456	\$ 115,839	14.3%	153	51	33.3%	\$ 536,487	\$ 63,638	11.9%
10th	A. 1 to \$1,000	198	86	43.4%	\$ 67,650	\$ 33,897	50.1%	193	37	19.2%	\$ 70,047	\$ 18,675	26.7%
	B. \$1,001 - \$5,000	91	25	27.5%	\$ 216,970	\$ 74,735	34.4%	99	6	6.1%	\$ 234,565	\$ 29,664	12.6%
	C. \$5,001 - \$10,000	14	2	14.3%	\$ 93,214	\$ 19,711	21.1%	21		0.0%	\$ 151,871	\$ 1,237	0.8%
	D. \$10,001 - \$25,000	11		0.0%	\$ 173,765	\$ 13,097	7.5%	10	1	10.0%	\$ 154,167	\$ 22,475	14.6%
	E. \$25,001 - \$50,000	2		0.0%	\$ 60,725	\$ 34	0.1%						
	F. \$50,001 - \$100,000	1		0.0%	\$ 76,334	\$ -	0.0%	4		0.0%	\$ 275,047	\$ 1,460	0.5%
	G. \$100,001 - \$250,000												
	H. \$250,001 - \$500,000												
	I. \$500,001 - \$1,000,000												
	J. \$1,000,001 - \$10,000,000												
Total - 10th		317	113	35.6%	\$ 688,659	\$ 141,474	20.5%	327	44	13.5%	\$ 885,697	\$ 73,511	8.3%
11th	A. 1 to \$1,000	187	119	63.6%	\$ 51,264	\$ 34,323	67.0%	172	69	40.1%	\$ 53,766	\$ 19,250	35.8%
	B. \$1,001 - \$5,000	45	13	28.9%	\$ 106,111	\$ 34,857	32.8%	59	4	6.8%	\$ 143,141	\$ 13,516	9.4%
	C. \$5,001 - \$10,000	12	2	16.7%	\$ 84,507	\$ 20,785	24.6%	8	1	12.5%	\$ 52,303	\$ 7,547	14.4%

Colorado Judicial Department
Restitution Assessments and Collections (non-DOC)*

Judicial District	Assessed Group	FY13 Sentences with Restitution Ordered						FY14 Sentences with Restitution Ordered					
		FY13 Total Cases	Paid in Full	% Paid in Full (as of 8/6/14)	REST Assessed	Total Paid-to-Date (8/6/14)	% of Dollars Paid-to-Date (as of 8/6/14)	FY14 Total Cases	Paid in Full	% Paid in Full (as of 8/6/14)	REST Assessed	Total Paid-to-Date (8/6/14)	% of Dollars Paid-to-Date (as of 8/6/14)
	D. \$10,001 - \$25,000	5	2	40.0%	\$ 88,663	\$ 39,985	45.1%	5		0.0%	\$ 74,952	\$ 4,562	6.1%
	E. \$25,001 - \$50,000	2		0.0%	\$ 59,495	\$ 10,088	17.0%	1		0.0%	\$ 30,311	\$ 403	1.3%
	F. \$50,001 - \$100,000	1		0.0%	\$ 58,968	\$ 900	1.5%						
	G. \$100,001 - \$250,000												
	H. \$250,001 - \$500,000												
	I. \$500,001 - \$1,000,000												
	J. \$1,000,001 - \$10,000,000												
Total - 11th		252	136	54.0%	\$ 449,007	\$ 140,937	31.4%	245	74	30.2%	\$ 354,472	\$ 45,276	12.8%
12th	A. 1 to \$1,000	94	52	55.3%	\$ 35,821	\$ 19,863	55.5%	89	32	36.0%	\$ 27,978	\$ 10,077	36.0%
	B. \$1,001 - \$5,000	46	13	28.3%	\$ 104,167	\$ 40,988	39.3%	36	7	19.4%	\$ 76,580	\$ 17,211	22.5%
	C. \$5,001 - \$10,000	8	1	12.5%	\$ 59,323	\$ 12,384	20.9%	7	1	14.3%	\$ 44,058	\$ 6,943	15.8%
	D. \$10,001 - \$25,000	3		0.0%	\$ 33,090	\$ 277	0.8%	4	2	50.0%	\$ 57,990	\$ 31,638	54.6%
	E. \$25,001 - \$50,000	1		0.0%	\$ 38,255	\$ 1,164	3.0%						
	F. \$50,001 - \$100,000							1		0.0%	\$ 50,353	\$ -	0.0%
	G. \$100,001 - \$250,000	1		0.0%	\$ 141,247	\$ -	0.0%						
	H. \$250,001 - \$500,000												
	I. \$500,001 - \$1,000,000												
	J. \$1,000,001 - \$10,000,000												
Total - 12th		153	66	43.1%	\$ 411,902	\$ 74,675	18.1%	137	42	30.7%	\$ 256,959	\$ 65,869	25.6%
13th	A. 1 to \$1,000	49	32	65.3%	\$ 16,172	\$ 10,843	67.0%	91	34	37.4%	\$ 23,770	\$ 8,464	35.6%
	B. \$1,001 - \$5,000	34	18	52.9%	\$ 78,844	\$ 49,826	63.2%	37	3	8.1%	\$ 85,559	\$ 11,243	13.1%
	C. \$5,001 - \$10,000	4		0.0%	\$ 31,249	\$ 10,088	32.3%	16	1	6.3%	\$ 118,259	\$ 11,879	10.0%
	D. \$10,001 - \$25,000	6		0.0%	\$ 123,450	\$ 6,217	5.0%	4	1	25.0%	\$ 65,415	\$ 18,913	28.9%
	E. \$25,001 - \$50,000	1		0.0%	\$ 26,490	\$ 1,025	3.9%	4	1	25.0%	\$ 141,741	\$ 37,530	26.5%
	F. \$50,001 - \$100,000												
	G. \$100,001 - \$250,000	2		0.0%	\$ 294,794	\$ 22,955	7.8%						
	H. \$250,001 - \$500,000												
	I. \$500,001 - \$1,000,000												
	J. \$1,000,001 - \$10,000,000												
Total - 13th		96	50	52.1%	\$ 570,999	\$ 100,954	17.7%	152	40	26.3%	\$ 434,745	\$ 88,029	20.2%
14th	A. 1 to \$1,000	102	65	63.7%	\$ 27,843	\$ 21,104	75.8%	94	37	39.4%	\$ 33,469	\$ 13,946	41.7%
	B. \$1,001 - \$5,000	32	9	28.1%	\$ 73,138	\$ 29,054	39.7%	31	7	22.6%	\$ 69,943	\$ 19,265	27.5%
	C. \$5,001 - \$10,000	8	1	12.5%	\$ 58,898	\$ 13,486	22.9%	7	1	14.3%	\$ 42,024	\$ 11,170	26.6%
	D. \$10,001 - \$25,000	6		0.0%	\$ 92,950	\$ 9,840	10.6%	1		0.0%	\$ 18,261	\$ 174	1.0%
	E. \$25,001 - \$50,000	2		0.0%	\$ 85,900	\$ 10,544	12.3%						
	F. \$50,001 - \$100,000							1		0.0%	\$ 85,000	\$ 2,596	3.1%
	G. \$100,001 - \$250,000							1		0.0%	\$ 207,476	\$ 6,761	3.3%
	H. \$250,001 - \$500,000												
	I. \$500,001 - \$1,000,000												
	J. \$1,000,001 - \$10,000,000												
Total - 14th		150	75	50.0%	\$ 338,729	\$ 84,029	24.8%	135	45	33.3%	\$ 456,172	\$ 53,912	11.8%

Colorado Judicial Department
Restitution Assessments and Collections (non-DOC)*

Judicial District	Assessed Group	FY13 Sentences with Restitution Ordered						FY14 Sentences with Restitution Ordered					
		FY13 Total Cases	Paid in Full	% Paid in Full (as of 8/6/14)	REST Assessed	Total Paid-to Date (8/6/14)	% of Dollars Paid-to-Date (as of 8/6/14)	FY14 Total Cases	Paid in Full	% Paid in Full (as of 8/6/14)	REST Assessed	Total Paid-to Date (8/6/14)	% of Dollars Paid-to-Date (as of 8/6/14)
15th	A. 1 to \$1,000	78	59	75.6%	\$ 16,679	\$ 12,531	75.1%	64	21	32.8%	\$ 13,645	\$ 5,294	38.8%
	B. \$1,001 - \$5,000	13	7	53.8%	\$ 27,923	\$ 17,419	62.4%	17	3	17.6%	\$ 37,961	\$ 13,433	35.4%
	C. \$5,001 - \$10,000	1		0.0%	\$ 6,871	\$ -	0.0%	1		0.0%	\$ 5,961	\$ 2,724	45.7%
	D. \$10,001 - \$25,000	2	1	50.0%	\$ 34,719	\$ 20,682	59.6%	1		0.0%	\$ 16,000	\$ 1,409	8.8%
	E. \$25,001 - \$50,000	2	1	50.0%	\$ 55,705	\$ 28,910	51.9%						
	F. \$50,001 - \$100,000												
	G. \$100,001 - \$250,000												
	H. \$250,001 - \$500,000												
	I. \$500,001 - \$1,000,000												
	J. \$1,000,001 - \$10,000,000												
Total - 15th		96	68	70.8%	\$ 141,898	\$ 79,542	56.1%	83	24	28.9%	\$ 73,566	\$ 22,860	31.1%
16th	A. 1 to \$1,000	49	21	42.9%	\$ 13,919	\$ 7,367	52.9%	31	6	19.4%	\$ 8,517	\$ 2,574	30.2%
	B. \$1,001 - \$5,000	14	2	14.3%	\$ 37,563	\$ 4,852	12.9%	13		0.0%	\$ 26,764	\$ 3,343	12.5%
	C. \$5,001 - \$10,000	9	6	66.7%	\$ 57,287	\$ 38,159	66.6%	1		0.0%	\$ 7,576	\$ -	0.0%
	D. \$10,001 - \$25,000	1		0.0%	\$ 10,933	\$ -	0.0%						
	E. \$25,001 - \$50,000	1		0.0%	\$ 26,927	\$ 6,800	25.3%						
	F. \$50,001 - \$100,000												
	G. \$100,001 - \$250,000	1		0.0%	\$ 137,836	\$ -	0.0%	1		0.0%	\$ 197,418	\$ -	0.0%
	H. \$250,001 - \$500,000												
	I. \$500,001 - \$1,000,000												
	J. \$1,000,001 - \$10,000,000												
Total - 16th		75	29	38.7%	\$ 284,464	\$ 57,178	20.1%	46	6	13.0%	\$ 240,275	\$ 5,916	2.5%
17th	A. 1 to \$1,000	503	284	56.5%	\$ 205,140	\$ 122,319	59.6%	466	129	27.7%	\$ 206,683	\$ 62,003	30.0%
	B. \$1,001 - \$5,000	272	93	34.2%	\$ 601,134	\$ 262,571	43.7%	247	30	12.1%	\$ 554,037	\$ 125,145	22.6%
	C. \$5,001 - \$10,000	54	7	13.0%	\$ 364,344	\$ 99,420	27.3%	46	4	8.7%	\$ 336,275	\$ 44,868	13.3%
	D. \$10,001 - \$25,000	29	2	6.9%	\$ 449,243	\$ 73,845	16.4%	29	1	3.4%	\$ 438,107	\$ 65,232	14.9%
	E. \$25,001 - \$50,000	8	1	12.5%	\$ 275,104	\$ 54,339	19.8%	8	3	37.5%	\$ 263,510	\$ 127,615	48.4%
	F. \$50,001 - \$100,000	2		0.0%	\$ 119,596	\$ 3,254	2.7%	2		0.0%	\$ 176,920	\$ 1,128	0.6%
	G. \$100,001 - \$250,000	3	1	33.3%	\$ 353,025	\$ 145,165	41.1%	3		0.0%	\$ 390,873	\$ 2,312	0.6%
	H. \$250,001 - \$500,000	1		0.0%	\$ 432,986	\$ 1,432	0.3%						
	I. \$500,001 - \$1,000,000							1		0.0%	\$ 695,019	\$ 3,400	0.5%
	J. \$1,000,001 - \$10,000,000	2		0.0%	\$ 2,327,770	\$ 10,490	0.5%						
Total - 17th		874	388	44.4%	\$ 5,128,342	\$ 772,833	15.1%	802	167	20.8%	\$ 3,061,424	\$ 431,702	14.1%
18th	A. 1 to \$1,000	643	379	58.9%	\$ 237,823	\$ 133,451	56.1%	624	219	35.1%	\$ 219,828	\$ 83,404	37.9%
	B. \$1,001 - \$5,000	325	114	35.1%	\$ 782,797	\$ 348,130	44.5%	287	45	15.7%	\$ 680,507	\$ 145,245	21.3%
	C. \$5,001 - \$10,000	79	15	19.0%	\$ 546,825	\$ 159,718	29.2%	78	6	7.7%	\$ 556,798	\$ 96,788	17.4%
	D. \$10,001 - \$25,000	57	10	17.5%	\$ 920,248	\$ 269,762	29.3%	61	3	4.9%	\$ 974,603	\$ 97,135	10.0%
	E. \$25,001 - \$50,000	23	4	17.4%	\$ 744,615	\$ 201,269	27.0%	17	1	5.9%	\$ 582,330	\$ 55,767	9.6%
	F. \$50,001 - \$100,000	11	1	9.1%	\$ 772,911	\$ 128,970	16.7%	10	3	30.0%	\$ 701,439	\$ 220,476	31.4%
	G. \$100,001 - \$250,000	6	1	16.7%	\$ 1,061,331	\$ 207,855	19.6%	4		0.0%	\$ 635,074	\$ 1,099	0.2%
	H. \$250,001 - \$500,000	3		0.0%	\$ 969,381	\$ 12,153	1.3%	5	1	20.0%	\$ 1,907,165	\$ 592,076	31.0%
	I. \$500,001 - \$1,000,000	2		0.0%	\$ 1,818,171	\$ 13,478	0.7%						

Colorado Judicial Department
Restitution Assessments and Collections (non-DOC)*

Judicial District	Assessed Group	FY13 Sentences with Restitution Ordered						FY14 Sentences with Restitution Ordered					
		FY13 Total Cases	Paid in Full	% Paid in Full (as of 8/6/14)	REST Assessed	Total Paid-to-Date (8/6/14)	% of Dollars Paid-to-Date (as of 8/6/14)	FY14 Total Cases	Paid in Full	% Paid in Full (as of 8/6/14)	REST Assessed	Total Paid-to-Date (8/6/14)	% of Dollars Paid-to-Date (as of 8/6/14)
	J. \$1,000,001 - \$10,000,000	1		0.0%	\$ 1,054,845	\$ 3,254	0.3%	1		0.0%	\$ 1,332,306	\$ 32,111	2.4%
Total - 18th		1,150	524	45.6%	\$ 8,908,946	\$ 1,478,040	16.6%	1,087	278	25.6%	\$ 7,590,050	\$ 1,324,101	17.4%
19th	A. 1 to \$1,000	205	106	51.7%	\$ 72,184	\$ 40,189	55.7%	207	64	30.9%	\$ 79,453	\$ 27,580	34.7%
	B. \$1,001 - \$5,000	89	32	36.0%	\$ 203,604	\$ 87,429	42.9%	93	9	9.7%	\$ 231,938	\$ 37,098	16.0%
	C. \$5,001 - \$10,000	35	8	22.9%	\$ 239,397	\$ 90,363	37.7%	19		0.0%	\$ 129,517	\$ 4,441	3.4%
	D. \$10,001 - \$25,000	24		0.0%	\$ 371,271	\$ 57,890	15.6%	31	3	9.7%	\$ 467,015	\$ 61,760	13.2%
	E. \$25,001 - \$50,000	8		0.0%	\$ 268,533	\$ 27,245	10.1%	6		0.0%	\$ 205,200	\$ 829	0.4%
	F. \$50,001 - \$100,000							3	1	33.3%	\$ 227,144	\$ 50,688	22.3%
	G. \$100,001 - \$250,000	1		0.0%	\$ 138,212	\$ 2,386	1.7%	2	1	50.0%	\$ 302,753	\$ 200,000	66.1%
	H. \$250,001 - \$500,000												
	I. \$500,001 - \$1,000,000												
	J. \$1,000,001 - \$10,000,000												
Total - 19th		362	146	40.3%	\$ 1,293,201	\$ 305,502	23.6%	361	78	21.6%	\$ 1,643,020	\$ 382,397	23.3%
20th	A. 1 to \$1,000	286	144	50.3%	\$ 91,919	\$ 52,948	57.6%	272	99	36.4%	\$ 102,190	\$ 38,713	37.9%
	B. \$1,001 - \$5,000	128	36	28.1%	\$ 300,948	\$ 98,130	32.6%	142	23	16.2%	\$ 332,361	\$ 69,956	21.0%
	C. \$5,001 - \$10,000	28	2	7.1%	\$ 203,876	\$ 28,254	13.9%	33	4	12.1%	\$ 231,536	\$ 36,189	15.6%
	D. \$10,001 - \$25,000	24	3	12.5%	\$ 370,558	\$ 109,515	29.6%	18	1	5.6%	\$ 289,818	\$ 28,634	9.9%
	E. \$25,001 - \$50,000	6		0.0%	\$ 203,074	\$ 27,529	13.6%	6	1	16.7%	\$ 204,610	\$ 47,997	23.5%
	F. \$50,001 - \$100,000	2		0.0%	\$ 133,233	\$ 1,074	0.8%	5		0.0%	\$ 329,194	\$ 4,414	1.3%
	G. \$100,001 - \$250,000	4		0.0%	\$ 523,024	\$ 49,365	9.4%	2		0.0%	\$ 377,685	\$ 19,335	5.1%
	H. \$250,001 - \$500,000												
	I. \$500,001 - \$1,000,000												
	J. \$1,000,001 - \$10,000,000												
Total - 20th		478	185	38.7%	\$ 1,826,632	\$ 366,815	20.1%	478	128	26.8%	\$ 1,867,394	\$ 245,237	13.1%
21st	A. 1 to \$1,000	262	145	55.3%	\$ 83,784	\$ 50,114	59.8%	284	92	32.4%	\$ 93,158	\$ 34,156	36.7%
	B. \$1,001 - \$5,000	115	43	37.4%	\$ 273,583	\$ 130,313	47.6%	117	18	15.4%	\$ 261,838	\$ 60,535	23.1%
	C. \$5,001 - \$10,000	21	2	9.5%	\$ 138,442	\$ 32,748	23.7%	19	1	5.3%	\$ 131,619	\$ 14,975	11.4%
	D. \$10,001 - \$25,000	17		0.0%	\$ 284,749	\$ 13,938	4.9%	9	1	11.1%	\$ 142,002	\$ 35,675	25.1%
	E. \$25,001 - \$50,000	4		0.0%	\$ 145,371	\$ 13,962	9.6%	4		0.0%	\$ 132,646	\$ 2,187	1.6%
	F. \$50,001 - \$100,000												
	G. \$100,001 - \$250,000	1		0.0%	\$ 172,000	\$ 424	0.2%						
	H. \$250,001 - \$500,000												
	I. \$500,001 - \$1,000,000												
	J. \$1,000,001 - \$10,000,000												
Total - 21st		420	190	45.2%	\$ 1,097,929	\$ 241,500	22.0%	433	112	25.9%	\$ 761,263	\$ 147,529	19.4%
22nd	A. 1 to \$1,000	26	11	42.3%	\$ 12,439	\$ 5,807	46.7%	38	16	42.1%	\$ 13,655	\$ 6,340	46.4%
	B. \$1,001 - \$5,000	11	3	27.3%	\$ 28,426	\$ 13,819	48.6%	16	4	25.0%	\$ 35,762	\$ 11,105	31.1%
	C. \$5,001 - \$10,000	3		0.0%	\$ 19,747	\$ 52	0.3%	2	1	50.0%	\$ 11,606	\$ 9,897	85.3%
	D. \$10,001 - \$25,000												
	E. \$25,001 - \$50,000	2	1	50.0%	\$ 73,605	\$ 45,562	61.9%						
	F. \$50,001 - \$100,000							1		0.0%	\$ 58,787	\$ 1,524	2.6%

Colorado Judicial Department
Restitution Assessments and Collections (non-DOC)*

Judicial District	Assessed Group	FY13 Sentences with Restitution Ordered						FY14 Sentences with Restitution Ordered					
		FY13 Total Cases	Paid in Full	% Paid in Full (as of 8/6/14)	REST Assessed	Total Paid-to Date (8/6/14)	% of Dollars Paid-to-Date (as of 8/6/14)	FY14 Total Cases	Paid in Full	% Paid in Full (as of 8/6/14)	REST Assessed	Total Paid-to Date (8/6/14)	% of Dollars Paid-to-Date (as of 8/6/14)
	G. \$100,001 - \$250,000							1		0.0%	\$ 200,000	\$ -	0.0%
	H. \$250,001 - \$500,000												
	I. \$500,001 - \$1,000,000												
	J. \$1,000,001 - \$10,000,000												
Total - 22nd		42	15	35.7%	\$ 134,216	\$ 65,240	48.6%	58	21	36.2%	\$ 319,811	\$ 28,866	9.0%

STATEWIDE	Assessed Group	FY13 Sentences with Restitution Ordered						FY14 Sentences with Restitution Ordered					
		FY13 Total Cases	Paid in Full	% Paid in Full (as of 8/6/14)	REST Assessed	Total Paid-to Date (8/6/14)	% of Dollars Paid-to-Date (as of 8/6/14)	FY14 Total Cases	Paid in Full	% Paid in Full (as of 8/6/14)	REST Assessed	Total Paid-to Date (8/6/14)	% of Dollars Paid-to-Date (as of 8/6/14)
	A. 1 to \$1,000	4,988	2,627	52.7%	\$ 1,774,505	\$ 967,518	54.5%	4,770	1,451	30.4%	\$ 1,722,213	\$ 565,627	32.8%
	B. \$1,001 - \$5,000	2,392	767	32.1%	\$ 5,575,978	\$ 2,254,780	40.4%	2,315	308	13.3%	\$ 5,395,477	\$ 1,065,921	19.8%
	C. \$5,001 - \$10,000	542	84	15.5%	\$ 3,789,216	\$ 982,293	25.9%	513	40	7.8%	\$ 3,623,315	\$ 478,211	13.2%
	D. \$10,001 - \$25,000	362	34	9.4%	\$ 5,654,223	\$ 1,147,940	20.3%	359	24	6.7%	\$ 5,597,188	\$ 698,425	12.5%
	E. \$25,001 - \$50,000	129	12	9.3%	\$ 4,365,524	\$ 759,117	17.4%	114	8	7.0%	\$ 3,969,393	\$ 416,593	10.5%
	F. \$50,001 - \$100,000	43	2	4.7%	\$ 2,935,108	\$ 317,584	10.8%	54	5	9.3%	\$ 3,682,084	\$ 388,826	10.6%
	G. \$100,001 - \$250,000	39	2	5.1%	\$ 6,138,109	\$ 574,035	9.4%	42	2	4.8%	\$ 6,544,701	\$ 579,852	8.9%
	H. \$250,001 - \$500,000	11	1	9.1%	\$ 3,610,775	\$ 540,581	15.0%	9	1	11.1%	\$ 3,443,566	\$ 651,986	18.9%
	I. \$500,001 - \$1,000,000	5	-	0.0%	\$ 3,485,563	\$ 28,060	0.8%	3	-	0.0%	\$ 2,499,682	\$ 4,574	0.2%
	J. \$1,000,001 - \$10,000,000	4	1	25.0%	\$ 4,563,178	\$ 1,194,306	26.2%	3	-	0.0%	\$ 6,218,292	\$ 34,808	0.6%
TOTAL - STATEWIDE		8,515	3,530	41.5%	\$ 41,892,177	\$ 8,766,214	20.9%	8,182	1,839	22.5%	\$ 42,695,909	\$ 4,884,824	11.4%

* Excludes Joint and Several orders. Such cases cause overstating when the data is aggregated.

FY 2014 Final Appropriations

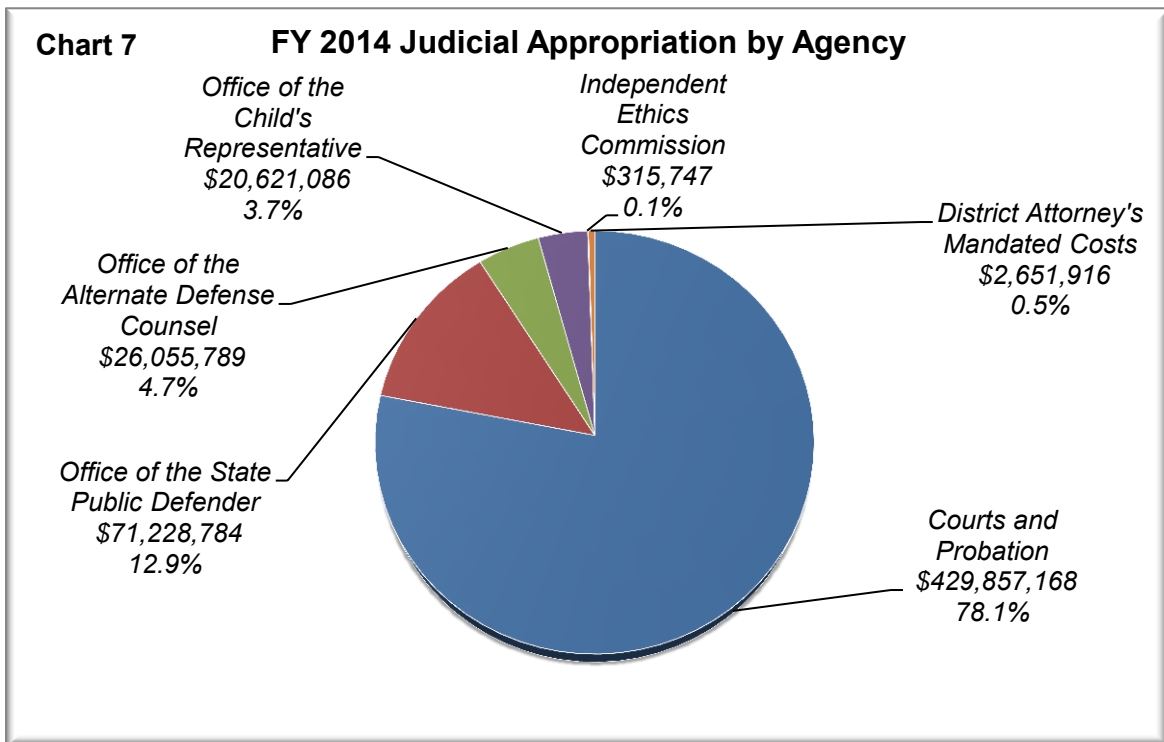
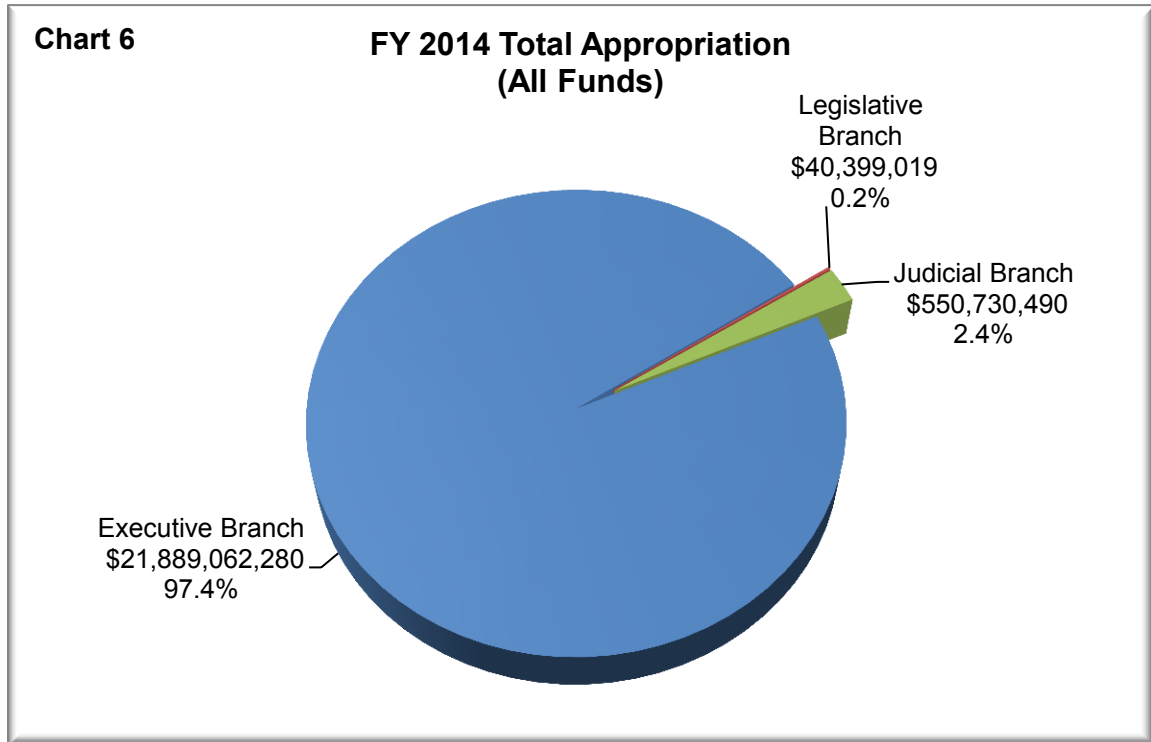


Chart 8 FY 2014 Judicial Appropriation Major Function

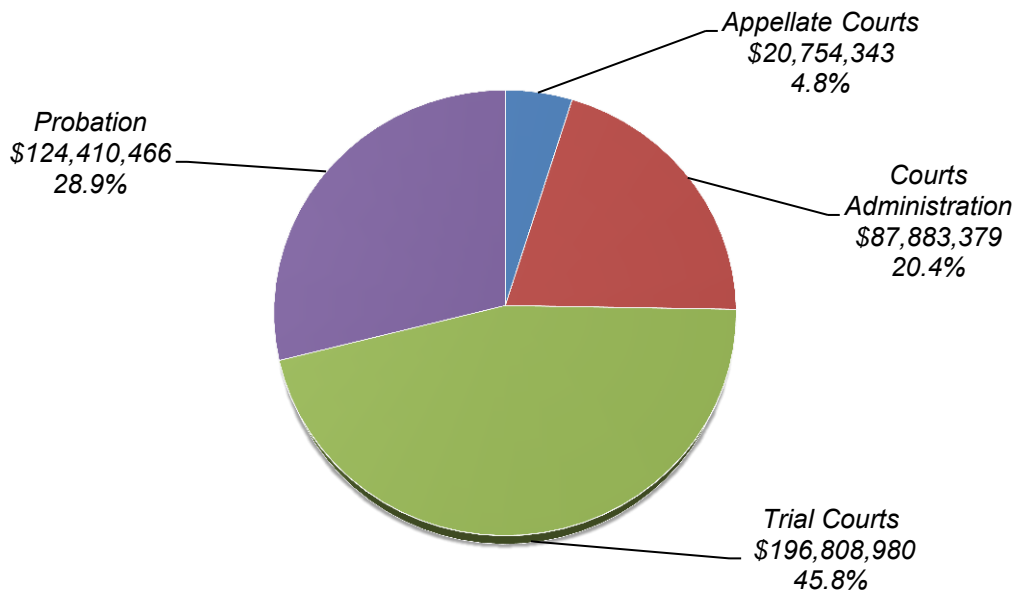
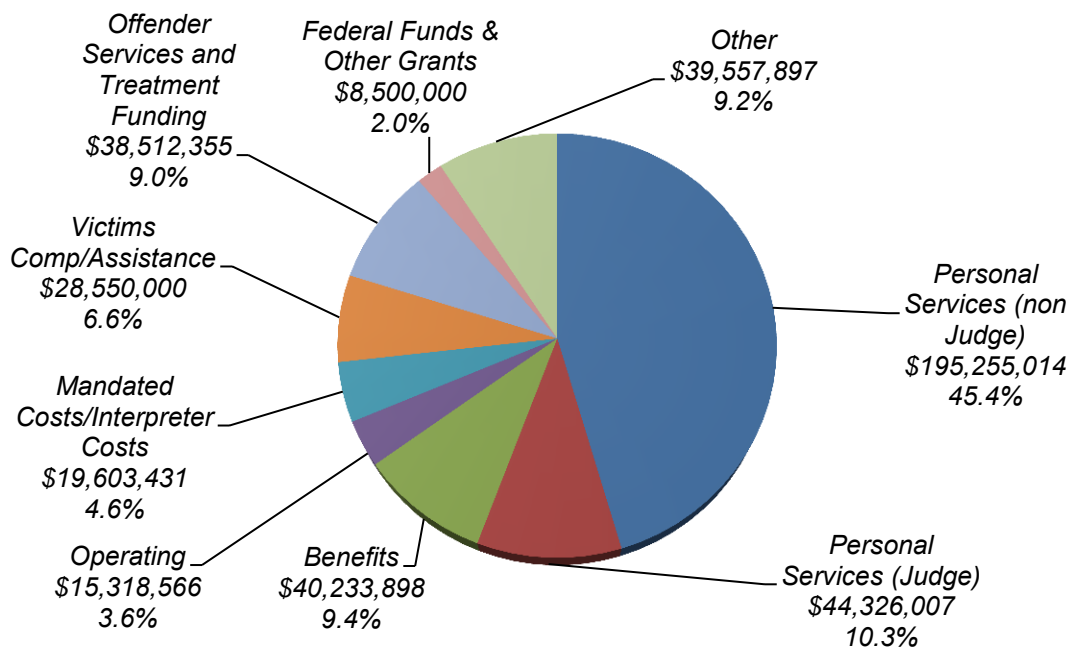


Chart 9 FY 2014 Judicial Appropriation by Major Cost Category



**SECTION VIII:
COLORADO PROBATION**



CHIEF PROBATION OFFICERS

**FIRST
JUDICIAL DISTRICT**

Leslie Schaefer
Jeff Carpenter, Deputy

**SECOND ADULT
JUDICIAL DISTRICT**

Fran Jamison
Cheryl Frenette, Deputy

**SECOND JUDICIAL DISTRICT
JUVENILE**

Shawn Cohn

**THIRD
JUDICIAL DISTRICT**

Martin Malouff

**FOURTH
JUDICIAL DISTRICT**

Ellen Walker
Cindy Patton, Deputy

**FIFTH
JUDICIAL DISTRICT**

Laurel Lamont

**SIXTH
JUDICIAL DISTRICT**

Thomas Harms

**SEVENTH
JUDICIAL DISTRICT**

Rob Omer

**EIGHTH
JUDICIAL DISTRICT**

Chris Gastelle

**NINTH
JUDICIAL DISTRICT**

William Sightler

**TENTH
JUDICIAL DISTRICT**

David Simental

**ELEVENTH
JUDICIAL DISTRICT**

Michael O'Rourke

**TWELFTH
JUDICIAL DISTRICT**

Bill Gurule

**THIRTEENTH
JUDICIAL DISTRICT**

Steven Proctor

**FOURTEENTH
JUDICIAL DISTRICT**

Dennis Martinez

**FIFTEENTH
JUDICIAL DISTRICT**

Byron Hall

**SIXTEENTH
JUDICIAL DISTRICT**

Tobin Wright

**SEVENTEENTH
JUDICIAL DISTRICT**

Mike Garcia
Jenifer Morgen, Deputy

**EIGHTEENTH
JUDICIAL DISTRICT**

Robin Leaf
Shelly Sack, Deputy

**NINETEENTH
JUDICIAL DISTRICT**

Jerry Green
Mary Nagler, Deputy

**TWENTIETH
JUDICIAL DISTRICT**

Greg Brown

**TWENTY-FIRST
JUDICIAL DISTRICT**

Linda Robinson

**TWENTY-SECOND JUDICIAL
DISTRICT**

Sonia Buffington

Updated as of 7/31/14

COLORADO PROBATION

Colorado Probation is Committed to:

- *Public Safety*
- *Victim and Community Reparation through Offender Accountability*
- *Skill and Competency Development;*
- *Services to the Communities of Colorado.*

The above Statement of Common Ground was developed to clearly identify the critical functions of justice that unify all probation departments in carrying out their mission. Probation's commitment to these practices requires the implementation of innovative approaches to offender assessment, supervision, victim involvement and services to the community. As new research becomes available and as best practices evolve it is necessary to adapt Probation's practices to better serve the public and increase public safety for the residents of Colorado.

This year's statistical report reflects our commitment to improve results, protect the public, reduce the overall cost of the correctional system and increase services to victims of crime.

Probation Programs (Tables 38, 47 and 72)

The Colorado Judicial Department administers adult and juvenile probation in the state's 22 judicial districts. This includes 23 probation departments with over 50 separate probation locations throughout the state. The Division of Probation Services develops and publishes guidelines and standards for regular probation supervision and all intensive probation programs. Within the limits of statute and these state standards, each district is free to develop and structure programs that address the needs of the local court and the community. In all districts, offenders are assessed for risk and need factors. Based on these assessments, those placed on regular probation are put on minimum, medium or maximum supervision.

The number of adult offenders sentenced to state probation in FY 2014 was 32,663 and on June 30, 2014 there were 49,283 adult offenders on regular supervision. In FY 2014, 65 percent of adults completed regular state probation successfully. An additional 1,697 adult offenders were sentenced to an intensive program and 10,651 were sentenced to private probation supervision.

In Fiscal Year 2014, 3,458 juveniles were sentenced to probation and on June 30, 2014 there were 4,061 juveniles on supervision. In FY 2014, 73 percent of these juveniles completed regular state probation successfully. An additional 244 juveniles were sentenced to Juvenile Intensive Supervision Probation (JISP).

Intensive Probation Programs

Intensive programs are created in statute or otherwise established to provide the court with community sentencing options for higher-risk offenders. Three main goals drive intensive probation programs: to assess criminal risk and target offenders' service needs that relate to ongoing criminal activity; provide the highest level of supervision available; identify and make referrals for appropriate treatment and services to reduce criminal behavior. Offenders must meet certain criteria, based on assessed risk and need, before being screened for placement in an intensive probation programs. These programs offer risk/need assessments, offense

specific treatment, electronic monitoring, and cognitive skills training. Due to the significant number of supervision requirements, and the level of risk, the number of offenders assigned to an intensive programs' probation officer are capped at 18-30 offenders, depending on the program. These intensive offender programs include; Limit Setter Intensive Probation (LSIP); Juvenile Intensive Supervision (JISP); the Female Offender Program (FOP); and Sex Offender Intensive Supervision (SOISP) for Adults.

Limit Setter-Intensive Probation (LSIP) (Table 38, Table 77-80)
Formerly "Adult Intensive Supervision Probation (AISP)"

The Limit Setter Intensive Probation (LSIP) was created in FY 2014 as a community-based supervision program designed for higher risk probationers. This program was preceded by the Adult Intensive Supervision Probation (AISP) Program. AISP was implemented statewide in FY 1982, as a community sentencing alternative to incarceration for selected high risk adult offenders with extensive criminal histories. The program remains a sentencing option in cases in which the offense date occurred before October 1, 2013. Pursuant to HB13-250, offenses committed after October 1, 2013, are subject to LSIP eligibility screening and placement by probation. Consequently, the AISP program will no longer be a sentencing option for probationers with offenses committed after October 1, 2013. The LSIP program targets specific criminogenic needs with intensive interventions and requires accountability, with the goal of long-term behavior change and enhanced public safety. LSIP may be used for a probationer who has been under the supervision of probation for a period of time and a reassessment indicates the probationer's risk of re-offense has increased and the probationer meets the acceptance criteria of the intensive program.

Juvenile Intensive Supervision Probation (Table 38, Table 89-92)

The Juvenile Intensive Supervision Probation (JISP) Program was implemented in FY 1991 as a community sentencing option for selected high risk juvenile offenders. As a result of its proven effectiveness the General Assembly approved expansion of the program sufficient to allow its existence in all 22 judicial districts. The program is designed to deliver intensive case management to include monitoring of school progress, referral for remedial educational assistance, home visits, electronic monitoring, drug testing, skill building and treatment services, as required. The number of juveniles assigned to a JISP officer is capped at 18. In FY 2014 there were 244 juveniles sentenced to JISP and on June 30, 2014 there were 238 juveniles on JISP. In FY 2014, 147 juveniles (46%) successfully completed the program who might otherwise have served sentences in the Division of Youth Corrections.

Female Offender Program (Table 38, Table 85-88)

The Female Offender Program (FOP) was initially a grant funded pilot project developed in FY 1991, to intervene in the lives of high risk, substance abusing female offenders. In FY 1995 the General Assembly, based on the results of the pilot program, provided state funding in only 10 judicial districts. The program is designed to deliver intensive gender based case management to include frequent contact, skill building, regular employment or vocational/educational efforts, drug testing, home visits, electronic monitoring and participation in treatment, as required. The program was terminated in FY 2004 as a result of required

budget reductions. Prior to the program's termination there was a 0% recidivism rate, for one year following termination from probation, for those offenders that successfully completed the program in FY 2001 and FY 2002. In FY 2005 the program was again funded to previous levels. The number of women assigned to each FOP officer is capped at 30. In FY 2014 there were 243 female offenders sentenced to FOP and on June 30, 2014 there were 234 on FOP. In FY 2014, 114 women (65%) successfully completed the program who might otherwise have served sentences in the Department of Corrections.

Sex Offender Intensive Supervision Probation (Table 38, Table 81-84)

The Sex Offender Intensive Supervision Program (SOISP) is designed to provide the highest level of supervision to adult sex offenders who are placed on probation. Although initially created in statute in 1998 to address the risk posed by lifetime supervision cases, the Colorado Legislature made a significant change to the statute in 2001. Pursuant to HB01-1229, all felony sex offenders convicted on or after July 1, 2001, are statutorily mandated to be supervised by the SOISP program. Any adult convicted of a felony sex offense who is sentenced to probation is required to be supervised by the Sex Offender Intensive Supervision Program.

The goal of intensive supervision probation for sex offenders is to minimize the risk to the public to the greatest extent possible, by holding probationers accountable for their present and past anti-social and criminal behavior, encouraging pro-social skill building, and assisting the probationer's ability to repair the harm caused by their actions, when possible. SOISP includes a combination of high level surveillance and monitoring; evidenced-based and best practice supervision strategies, physiological monitoring, and collaboration with Community Supervision Teams. Some sex offenders cannot or will not respond to treatment and there is no expectation that all sex offenders can be successful in treatment. Depending on the probationer, elements of community supervision may include severely restricted activities, daily contact with the probationer, curfew checks, home visitation, employment visitation and monitoring, drug and alcohol screening, and/or sex offense specific treatment to include the use of polygraph testing. SOISP consists of three phases, each with specific criteria that must be met prior to a reduction in the level of supervision. Movement within all phases is behaviorally-based and guided by specific criteria. The program design anticipated a two-year period of supervision in the SOISP program but due to additional requirements developed since program inception, the average length of time for completion has increased to approximately 4 years. There were originally 46 probation officers appropriated for the program. Caseload sizes were capped at 25 offenders, for a program capacity of 1,150.

In FY 2014 there were 377 probationers sentenced to SOISP and on June 30, 2014 there were 1,379 on SOISP. In FY 2014 the program successfully terminated 131 offenders (47%) from the SOISP program who might otherwise have served sentences in the Department of Corrections.

Other Probation Programs

Private Probation (Table 38, Table 53-65)

Chief Justice Directive 04-03 (originally CJD 96-05), defines the priority use of probation resources and the circumstances under which districts may contract with private probation. Part III of the directive states that districts may enter into agreements with public or private entities

for the provision of probation services, including investigation services and the supervision of lower risk adult probationers. Although not every judicial district has access to or utilizes a private provider, Colorado Probation has contracted for private probation services since FY 1996, due in part to the inadequacy of staff resources to supervise all offenders sentenced to probation at the level required by standard. In FY 2014 there were 10,651 new offenders sent to private probation for supervision. Of these 7,073 were on supervision for a DUI/DWAI while 3,578 were sentenced for some other criminal offense. On June 30, 2014 there were 18,557 offenders being managed under private probation service contracts. Of these, 12,052 were on supervision for a DUI/DWAI while 6,505 were on supervision for some other criminal offense. In FY 2014 private probation successfully terminated 7,207 DUI/DWAI offenders (87%) and another 3,211 criminal offenders (78%). By utilizing private probation for these lower risk offenders, State probation departments can concentrate their resources on the higher risk offenders.

DUI/DWAI Offenders (Table 38, Table 95-103)

In FY 2007 the Alcohol and Drug Driving Safety (ADDS) Program was fully integrated within each probation department. This integration provides an enhanced ability to deliver supervision for the higher risk portion of the Drinking/Drug/Driving offending population. The ADDS program conducts alcohol/drug evaluations and makes treatment recommendations for offenders convicted of driving under the influence of, or impaired by, drugs or alcohol. In FY 2014 the program completed 20,380 DUI/DWAI Evaluations for Colorado's county courts, excluding Denver County. In FY 2014 there were 2,863 offenders sentenced to monitoring. On June 30, 2014 there were 4,804 DUI/DWAI offenders being monitored by State Probation. In FY 2014 state probation successfully terminated 2,762 (84%) DUI monitored offenders. Other DUI/DWAI offenders who were sentenced to regular probation supervision are included in the Adult Probation section but are not separately identified.

Victim Services (Table 94)

In FY 1993 Colorado's General Assembly enacted victims' rights legislation for victims of personal crime. In 1996, the Victims' Rights Act was amended to require Colorado Probation departments to provide victim services. Each of the state's 23 probation departments is providing services to eligible victims, who request to be notified, when the offender is placed on probation. In addition to providing referrals and general assistance, in FY 2014 Probation Victim Assistance Coordinators sent 15,735 letters to victims of crime informing them of their right to receive notification; of these victims, eighteen percent (2,846) requested receipt of the statutorily required notification. In FY 2014, there were a total of 13,180 critical probation notification events that occurred.

TABLE 38

Grand Totals - Probation
Adult Regular, Private, Juvenile Regular, Intensive Programs, Monitoring and Investigations for
FY2013 and FY2014

	Investigations/DUI Evaluations		New Clients		Closures		Active as of June 30 (Supervision/Monitoring)	
	FY 2013	FY 2014	FY 2013	FY 2014	FY 2013	FY 2014	FY 2013	FY 2014
State Adult Regular	13,669	13,629	34,050	32,663	24,313	25,926	47,956	49,283
Adult Intensive Supervision (AISP/LSIP)¹			1,519	1,077	1,495	1,420	1,448	1,026
Sex Offender Intensive Supervision (SOISP)			401	377	448	334	1,412	1,379
Female Offender Program (FOP)			264	243	206	255	297	234
Private Probation Non-DUI/DWAI			4,037	3,578	4,190	4,132	7,073	6,505
Private Probation DUI/DWAI			6,025	7,073	8,004	8,372	12,243	12,053
State Monitored DUI/DWAI	21,110	20,380	3,632	2,863	3,648	3,324	5,547	4,804
Grand Total Adult Population	34,779	34,009	49,928	47,874	42,304	43,763	75,976	75,284

	Investigations		New Clients		Closures		Active as of June 30 (Supervision)	
	FY 2013	FY 2014	FY 2013	FY 2014	FY 2013	FY 2014	FY 2013	FY 2014
State Juvenile	1,754	1,525	3,992	3,458	3,500	3,163	4,540	4,061
Juvenile Intensive Supervision (JISP)			304	244	332	323	291	238
Grand Total Juvenile Population	1,754	1,525	4,296	3,702	3,832	3,486	4,831	4,299

¹**Adult Intensive Supervision (AISP/LSIP):** FY 2014 AISP contains both AISP and Limit Setter-Intensive Probation (LSIP) clients. On October 1, 2013, LSIP replaces AISP as a sentencing option. LSIP was created as a community based supervision program designed for higher risk probationers.

TABLE 39

FY 2014
Colorado Adult Probation
State Regular and Non-DUI/DWAI Private Combined
Successful/Unsuccessful Terminations

Note: Because adult state and private programs are reported separately, this summary table was created to identify termination rates for all non-DUI adult probationers. A similar table was not created for juveniles because all supervision is provided by state probation.

TYPE:	SUCCESSFUL TERMINATIONS				UNSUCCESSFUL TERMINATIONS								Total Terminations			
	Successful				Revoked				Absconded							
	Private (Non-DUI/DWAI)				Private (Non-DUI/DWAI)				Private (Non-DUI/DWAI)				Private (Non-DUI/DWAI)			
	State	Private (Non-DUI/DWAI)	TOTAL	%	State	Private (Non-DUI/DWAI)	TOTAL	%	State	Private (Non-DUI/DWAI)	TOTAL	%	State	Private (Non-DUI/DWAI)	TOTAL	%
DISTRICT	Number	Number	Number	%	Number	Number	Number	%	Number	Number	Number	%	Number	Number	Number	%
1	1,428	470	1,898	61%	567	101	668	21%	442	129	571	18%	2,437	700	3,137	100%
2	993	0	993	53%	341	0	341	18%	530	0	530	28%	1,864	0	1,864	100%
3	205	0	205	72%	41	0	41	14%	40	0	40	14%	286	0	286	100%
4	988	187	1,175	60%	366	19	385	20%	351	39	390	20%	1,705	245	1,950	100%
5	454	62	516	75%	105	0	105	15%	62	3	65	9%	621	65	686	100%
6	357	16	373	73%	63	2	65	13%	71	0	71	14%	491	18	509	100%
7	232	17	249	72%	53	0	53	15%	45	1	46	13%	330	18	348	100%
8	971	392	1,363	71%	224	41	265	14%	199	97	296	15%	1,394	530	1,924	100%
9	225	73	298	79%	29	0	29	8%	34	14	48	13%	288	87	375	100%
10	457	82	539	51%	356	3	359	34%	144	7	151	14%	957	92	1,049	100%
11	458	51	509	72%	122	3	125	18%	72	3	75	11%	652	57	709	100%
12	271	54	325	69%	92	11	103	22%	40	5	45	10%	403	70	473	100%
13	432	38	470	72%	121	1	122	19%	63	2	65	10%	616	41	657	100%
14	277	0	277	75%	54	0	54	15%	40	0	40	11%	371	0	371	100%
15	106	0	106	80%	17	0	17	13%	10	0	10	8%	133	0	133	100%
16	118	0	118	70%	37	0	37	22%	13	0	13	8%	168	0	168	100%
17	3,114	235	3,349	71%	723	33	756	16%	547	49	596	13%	4,384	317	4,701	100%
18	1,692	780	2,472	68%	606	42	648	18%	466	25	491	14%	2,764	847	3,611	100%
19	662	181	843	65%	263	35	298	23%	114	46	160	12%	1,039	262	1,301	100%
20	620	416	1,036	74%	125	66	191	14%	97	72	169	12%	842	554	1,396	100%
21	440	153	593	70%	138	15	153	18%	79	19	98	12%	657	187	844	100%
22	128	4	132	61%	37	3	40	19%	41	3	44	20%	206	10	216	100%
STATE	14,628	3,211	17,839	67%	4,480	375	4,855	18%	3,500	514	4,014	15%	22,608	4,100	26,708	100%

Key: **Successful Terminations** : This number includes the state successful terminations and private (Non-DUI/DWAI) successful terminations.

Unsuccessful Terminations : This column includes those probationers who were revoked or absconded. A revocation is defined as a termination from probation supervision for a technical violation, new misdemeanor, or new felony. A revocation to Community Corrections is NOT included in this section. These offenders are not included on this table as they are still under the supervision and jurisdiction of probation. Absconded refers to probationers who become fugitives and are no longer compliant with probation supervision.

Total Terminations : This table includes: successful terminations, revocations and absconders from probation supervision. Additional types of probation closures are included in Table 48 and Table 60.

Note: Percentages may not total 100 percent because of rounding.

COLORADO PROBATION: REGULAR ADULT STATE PROBATION



TABLE 40

FY 2014
Colorado State Adult Probation
Investigations

TYPE:	Sex Offender Investigations		Pre-Sentence Investigations		DUI/DWAI Evaluations ¹		Updated Pre-Sentence Investigations		Intake Evaluations		Interstate Investigations to Colorado		Administrative Investigations (additional cases)		TOTAL INVESTIGATIONS	
	Number	%	Number	%	Number	%	Number	%	Number	%	Number	%	Number	%	Number	%
1	181	5%	1,080	30%	2,026	57%	61	2%	0	0%	63	2%	167	5%	3,578	100%
2	168	7%	1,620	68%	71	3%	0	0%	226	10%	107	5%	176	7%	2,368	100%
3	0	0%	99	49%	93	46%	0	0%	0	0%	8	4%	2	1%	202	100%
4	160	4%	931	24%	2,415	61%	42	1%	46	1%	169	4%	182	5%	3,945	100%
5	14	2%	96	11%	681	81%	7	1%	0	0%	11	1%	32	4%	841	100%
6	13	2%	229	38%	328	55%	1	0%	0	0%	7	1%	20	3%	598	100%
7	8	1%	146	18%	453	55%	17	2%	64	8%	16	2%	113	14%	817	100%
8	84	3%	563	20%	1,825	64%	75	3%	9	0%	50	2%	245	9%	2,851	100%
9	21	2%	120	13%	475	53%	1	0%	227	25%	22	2%	33	4%	899	100%
10	33	3%	226	23%	613	62%	26	3%	52	5%	0	0%	44	4%	994	100%
11	18	3%	109	19%	343	59%	9	2%	54	9%	13	2%	33	6%	579	100%
12	6	1%	203	28%	273	38%	0	0%	216	30%	2	0%	26	4%	726	100%
13	21	3%	163	24%	397	59%	25	4%	11	2%	9	1%	51	8%	677	100%
14	6	1%	133	22%	365	59%	7	1%	17	3%	12	2%	76	12%	616	100%
15	1	1%	31	35%	52	59%	0	0%	0	0%	0	0%	4	5%	88	100%
16	6	2%	114	46%	98	39%	4	2%	5	2%	2	1%	20	8%	249	100%
17	131	3%	745	20%	2,753	73%	0	0%	4	0%	41	1%	114	3%	3,788	100%
18	140	3%	354	7%	4,212	87%	0	0%	1	0%	55	1%	58	1%	4,820	100%
19	81	3%	832	35%	1,191	50%	18	1%	0	0%	20	1%	237	10%	2,379	100%
20	43	3%	254	20%	841	66%	0	0%	0	0%	45	4%	86	7%	1,269	100%
21	48	3%	438	31%	703	50%	7	0%	0	0%	36	3%	176	13%	1,408	100%
22	6	2%	120	38%	172	54%	0	0%	3	1%	12	4%	4	1%	317	100%
STATE	1,189	3%	8,606	25%	20,380	60%	300	1%	935	3%	700	2%	1,899	6%	34,009	100%

Denver County ²	0	0%	0	0%	1,966	100%	0	0%	0	0%	0	0%	0	0%	1,966	100%
STATE TOTAL (with Denver County)	1,189	3%	8,606	24%	22,346	62%	300	1%	935	3%	700	2%	1,899	5%	35,975	100%

¹**DUI/DWAI Evaluations:** In previous annual reports this data was in Table 94. As of FY2008 this information is now included in this table.

²**Denver County:** Colorado Judicial contracts with the Denver County Court for alcohol evaluations. Denver County Court is not part of the State Court data system, therefore this data is reported by Denver County for inclusion in this table.

Note: Percentages may not total 100 percent because of rounding.

TABLE 41

FY 2014
Colorado State Adult Probation
New Clients by Offense Type

TYPE: DISTRICT	Felony		Misdemeanor		Petty Offense		Traffic		Other (offense coded without a law class)		TOTAL NEW CLIENTS	
	Number	%	Number	%	Number	%	Number	%	Number	%	Number	%
1	994	33%	1,960	65%	33	1%	7	0%	6	0%	3,000	100%
2	1,678	62%	1,008	37%	0	0%	1	0%	38	1%	2,725	100%
3	48	18%	210	77%	1	0%	7	3%	6	2%	272	100%
4	1,395	41%	1,886	56%	6	0%	3	0%	86	3%	3,376	100%
5	185	19%	722	75%	22	2%	6	1%	25	3%	960	100%
6	121	27%	322	71%	2	0%	2	0%	6	1%	453	100%
7	176	28%	439	69%	9	1%	4	1%	12	2%	640	100%
8	639	39%	965	58%	34	2%	10	1%	4	0%	1,652	100%
9	146	32%	284	63%	7	2%	1	0%	15	3%	453	100%
10	445	31%	941	67%	3	0%	8	1%	18	1%	1,415	100%
11	174	21%	634	76%	17	2%	9	1%	3	0%	837	100%
12	95	21%	326	73%	12	3%	5	1%	11	2%	449	100%
13	183	23%	578	73%	10	1%	6	1%	16	2%	793	100%
14	124	27%	311	68%	6	1%	2	0%	14	3%	457	100%
15	47	33%	92	65%	2	1%	0	0%	0	0%	141	100%
16	68	29%	158	68%	2	1%	1	0%	5	2%	234	100%
17	957	18%	4,134	78%	136	3%	19	0%	22	0%	5,268	100%
18	1,281	27%	3,394	71%	18	0%	21	0%	60	1%	4,774	100%
19	664	30%	1,530	68%	13	1%	16	1%	14	1%	2,237	100%
20	428	30%	952	66%	21	1%	10	1%	29	2%	1,440	100%
21	374	44%	435	52%	6	1%	1	0%	26	3%	842	100%
22	40	16%	189	77%	2	1%	2	1%	12	5%	245	100%
STATE	10,262	31%	21,470	66%	362	1%	141	0%	428	1%	32,663	100%

Note: Percentages may not total 100 percent because of rounding.

TABLE 42

FY 2014
Colorado State Adult Probation
New Clients by Court of Origin

TYPE:	District Court		County Court		Interstate Transfers to Colorado		TOTAL NEW CLIENTS	
	Number	%	Number	%	Number	%	Number	%
DISTRICT								
1	1,455	49%	1,497	50%	48	2%	3,000	100%
2	2,663	98%	11	0%	51	2%	2,725	100%
3	111	41%	155	57%	6	2%	272	100%
4	1,599	47%	1,666	49%	111	3%	3,376	100%
5	329	34%	622	65%	9	1%	960	100%
6	198	44%	248	55%	7	2%	453	100%
7	289	45%	339	53%	12	2%	640	100%
8	793	48%	827	50%	32	2%	1,652	100%
9	195	43%	244	54%	14	3%	453	100%
10	749	53%	648	46%	18	1%	1,415	100%
11	292	35%	534	64%	11	1%	837	100%
12	198	44%	247	55%	4	1%	449	100%
13	302	38%	478	60%	13	2%	793	100%
14	193	42%	256	56%	8	2%	457	100%
15	83	59%	56	40%	2	1%	141	100%
16	120	51%	112	48%	2	1%	234	100%
17	1,864	35%	3,340	63%	64	1%	5,268	100%
18	1,767	37%	2,950	62%	57	1%	4,774	100%
19	909	41%	1,287	58%	41	2%	2,237	100%
20	791	55%	606	42%	43	3%	1,440	100%
21	452	54%	363	43%	27	3%	842	100%
22	88	36%	148	60%	9	4%	245	100%
STATE	15,440	47%	16,634	51%	589	2%	32,663	100%

Note: Percentages may not total 100 percent because of rounding.

TABLE 43

FY 2014
Colorado State Adult Probation
New Clients by Supervision Type

TYPE:	Probation		Probation Revoked and Re-sentenced		Interstate Transfers to Colorado		Courtesy Supervision from Other Colorado Probation Districts		Direct Sentence Community Corrections		Deferred Judgment and Sentence		Diversion to be Supervised by Probation		TOTAL NEW CLIENTS	
	Number	%	Number	%	Number	%	Number	%	Number	%	Number	%	Number	%	Number	%
1	2,428	81%	153	5%	48	2%	178	6%	157	5%	34	1%	2	0%	3,000	100%
2	1,817	67%	194	7%	51	2%	132	5%	188	7%	343	13%	0	0%	2,725	100%
3	142	52%	5	2%	6	2%	38	14%	3	1%	78	29%	0	0%	272	100%
4	2,238	66%	61	2%	110	3%	291	9%	118	3%	558	17%	0	0%	3,376	100%
5	604	63%	10	1%	9	1%	116	12%	9	1%	212	22%	0	0%	960	100%
6	277	61%	11	2%	7	2%	44	10%	13	3%	101	22%	0	0%	453	100%
7	355	55%	13	2%	12	2%	107	17%	12	2%	141	22%	0	0%	640	100%
8	1,095	66%	31	2%	32	2%	179	11%	54	3%	261	16%	0	0%	1,652	100%
9	277	61%	4	1%	14	3%	84	19%	18	4%	56	12%	0	0%	453	100%
10	866	61%	30	2%	18	1%	128	9%	60	4%	313	22%	0	0%	1,415	100%
11	460	55%	16	2%	11	1%	77	9%	6	1%	267	32%	0	0%	837	100%
12	270	60%	5	1%	4	1%	44	10%	15	3%	111	25%	0	0%	449	100%
13	552	70%	12	2%	13	2%	71	9%	22	3%	123	16%	0	0%	793	100%
14	261	57%	6	1%	8	2%	79	17%	14	3%	89	19%	0	0%	457	100%
15	86	61%	0	0%	2	1%	20	14%	4	3%	29	21%	0	0%	141	100%
16	119	51%	3	1%	2	1%	63	27%	9	4%	38	16%	0	0%	234	100%
17	4,214	80%	131	2%	64	1%	414	8%	169	3%	276	5%	0	0%	5,268	100%
18	3,334	70%	100	2%	57	1%	299	6%	114	2%	870	18%	0	0%	4,774	100%
19	1,555	70%	20	1%	41	2%	336	15%	70	3%	215	10%	0	0%	2,237	100%
20	975	68%	37	3%	43	3%	194	13%	32	2%	159	11%	0	0%	1,440	100%
21	575	68%	31	4%	27	3%	87	10%	58	7%	64	8%	0	0%	842	100%
22	142	58%	7	3%	9	4%	17	7%	6	2%	60	24%	4	2%	245	100%
STATE	22,642	69%	880	3%	588	2%	2,998	9%	1,151	4%	4,398	13%	6	0%	32,663	100%

Note: Percentages may not total 100 percent because of rounding.

TABLE 44

FY 2014
Colorado State Adult Probation
New Clients by Gender

TYPE: DISTRICT	Female		Male		Unknown		TOTAL NEW CLIENTS	
	Number	%	Number	%	Number	%	Number	%
1	804	27%	2,190	73%	6	0%	3,000	100%
2	675	25%	2,048	75%	2	0%	2,725	100%
3	71	26%	201	74%	0	0%	272	100%
4	860	25%	2,515	74%	1	0%	3,376	100%
5	222	23%	737	77%	1	0%	960	100%
6	121	27%	332	73%	0	0%	453	100%
7	168	26%	472	74%	0	0%	640	100%
8	384	23%	1,268	77%	0	0%	1,652	100%
9	97	21%	356	79%	0	0%	453	100%
10	409	29%	1,005	71%	1	0%	1,415	100%
11	240	29%	596	71%	1	0%	837	100%
12	120	27%	328	73%	1	0%	449	100%
13	180	23%	612	77%	1	0%	793	100%
14	106	23%	351	77%	0	0%	457	100%
15	44	31%	96	68%	1	1%	141	100%
16	78	33%	155	66%	1	0%	234	100%
17	1,429	27%	3,839	73%	0	0%	5,268	100%
18	1,339	28%	3,433	72%	2	0%	4,774	100%
19	576	26%	1,660	74%	1	0%	2,237	100%
20	377	26%	1,063	74%	0	0%	1,440	100%
21	200	24%	641	76%	1	0%	842	100%
22	66	27%	179	73%	0	0%	245	100%
STATE	8,566	26%	24,077	74%	20	0%	32,663	100%

Note: Percentages may not total 100 percent because of rounding.

TABLE 45

FY 2014
Colorado State Adult Probation
New Clients by Age

TYPE: DISTRICT	12-17 Years*		18-20 Years		21-24 Years		25-32 Years		33-39 Years		40 and above		Unknown		TOTAL NEW CLIENTS	
	Number	%	Number	%	Number	%	Number	%	Number	%	Number	%	Number	%	Number	%
1	10	0%	188	6%	467	16%	865	29%	552	18%	917	31%	1	0%	3,000	100%
2	0	0%	238	9%	524	19%	774	28%	456	17%	733	27%	0	0%	2,725	100%
3	1	0%	16	6%	38	14%	74	27%	49	18%	94	35%	0	0%	272	100%
4	1	0%	235	7%	597	18%	1,078	32%	578	17%	886	26%	1	0%	3,376	100%
5	4	0%	74	8%	147	15%	315	33%	155	16%	264	28%	1	0%	960	100%
6	0	0%	35	8%	59	13%	143	32%	74	16%	142	31%	0	0%	453	100%
7	1	0%	54	8%	108	17%	167	26%	100	16%	210	33%	0	0%	640	100%
8	4	0%	158	10%	305	18%	454	27%	275	17%	456	28%	0	0%	1,652	100%
9	1	0%	27	6%	69	15%	123	27%	87	19%	146	32%	0	0%	453	100%
10	1	0%	123	9%	233	16%	428	30%	266	19%	364	26%	0	0%	1,415	100%
11	4	0%	69	8%	120	14%	187	22%	130	16%	327	39%	0	0%	837	100%
12	0	0%	32	7%	74	16%	151	34%	76	17%	116	26%	0	0%	449	100%
13	3	0%	82	10%	137	17%	213	27%	147	19%	211	27%	0	0%	793	100%
14	2	0%	54	12%	65	14%	141	31%	61	13%	133	29%	1	0%	457	100%
15	0	0%	12	9%	27	19%	39	28%	25	18%	38	27%	0	0%	141	100%
16	1	0%	23	10%	39	17%	55	24%	47	20%	68	29%	1	0%	234	100%
17	23	0%	360	7%	906	17%	1,627	31%	938	18%	1,414	27%	0	0%	5,268	100%
18	33	1%	406	9%	762	16%	1,353	28%	842	18%	1,378	29%	0	0%	4,774	100%
19	11	0%	234	10%	440	20%	640	29%	360	16%	552	26%	0	0%	2,237	100%
20	11	1%	129	9%	304	21%	395	27%	231	16%	370	26%	0	0%	1,440	100%
21	5	1%	63	7%	119	14%	234	28%	156	19%	265	31%	0	0%	842	100%
22	2	1%	5	2%	42	17%	79	32%	40	16%	77	31%	0	0%	245	100%
STATE	118	0%	2,617	8%	5,582	17%	9,535	29%	5,645	17%	9,161	28%	5	0%	32,663	100%

*12-17 Years: DUI/DWAI and underage consumption convictions for probationers under the age of 18 are captured as "adult offenses".

Note: Percentages may not total 100 percent because of rounding.

TABLE 46

FY 2014
Colorado State Adult Probation
New Clients by Ethnic Group¹

TYPE: DISTRICT	Caucasian		African American		Asian		Hispanic		Native American		Other		TOTAL NEW CLIENTS	
	Number	%	Number	%	Number	%	Number	%	Number	%	Number	%	Number	%
1	2,537	85%	146	5%	28	1%	237	8%	22	1%	30	1%	3,000	100%
2	1,653	61%	644	24%	38	1%	357	13%	18	1%	15	1%	2,725	100%
3	193	71%	5	2%	1	0%	68	25%	3	1%	2	1%	272	100%
4	2,311	68%	498	15%	46	1%	463	14%	26	1%	32	1%	3,376	100%
5	820	85%	16	2%	7	1%	102	11%	5	1%	10	1%	960	100%
6	331	73%	2	0%	1	0%	50	11%	61	13%	8	2%	453	100%
7	554	87%	5	1%	2	0%	70	11%	4	1%	5	1%	640	100%
8	1,455	88%	48	3%	8	0%	127	8%	4	0%	10	1%	1,652	100%
9	408	90%	7	2%	1	0%	32	7%	1	0%	4	1%	453	100%
10	729	52%	61	4%	4	0%	578	41%	17	1%	26	2%	1,415	100%
11	776	93%	8	1%	1	0%	43	5%	5	1%	4	0%	837	100%
12	256	57%	9	2%	0	0%	171	38%	8	2%	5	1%	449	100%
13	676	85%	12	2%	1	0%	95	12%	4	1%	5	1%	793	100%
14	424	93%	6	1%	3	1%	16	4%	2	0%	6	1%	457	100%
15	109	77%	3	2%	0	0%	27	19%	1	1%	1	1%	141	100%
16	161	69%	4	2%	0	0%	66	28%	1	0%	2	1%	234	100%
17	4,440	84%	356	7%	57	1%	374	7%	23	0%	18	0%	5,268	100%
18	3,408	71%	764	16%	74	2%	462	10%	29	1%	37	1%	4,774	100%
19	1,797	80%	56	3%	14	1%	346	15%	5	0%	19	1%	2,237	100%
20	1,278	89%	54	4%	10	1%	88	6%	3	0%	7	0%	1,440	100%
21	704	84%	24	3%	2	0%	91	11%	11	1%	10	1%	842	100%
22	130	53%	3	1%	1	0%	17	7%	92	38%	2	1%	245	100%
STATE	25,150	77%	2,731	8%	299	1%	3,880	12%	345	1%	258	1%	32,663	100%

¹ Ethnic Group: This information is entered by court staff from information provided in the summons, affidavit, arrest report or complaint filed by the district attorney.

Note: Percentages may not total 100 percent because of rounding.

TABLE 47

FY 2014
Colorado State Adult Probation
Successful/Unsuccessful Terminations

TYPE:	SUCCESSFUL TERMINATIONS		UNSUCCESSFUL TERMINATIONS				TOTAL TERMINATIONS	
	Successful		Revoked		Absconded			
DISTRICT	Number	%	Number	%	Number	%	Number	%
1	1,428	59%	567	23%	442	18%	2,437	100%
2	993	53%	341	18%	530	28%	1,864	100%
3	205	72%	41	14%	40	14%	286	100%
4	988	58%	366	21%	351	21%	1,705	100%
5	454	73%	105	17%	62	10%	621	100%
6	357	73%	63	13%	71	14%	491	100%
7	232	70%	53	16%	45	14%	330	100%
8	971	70%	224	16%	199	14%	1,394	100%
9	225	78%	29	10%	34	12%	288	100%
10	457	48%	356	37%	144	15%	957	100%
11	458	70%	122	19%	72	11%	652	100%
12	271	67%	92	23%	40	10%	403	100%
13	432	70%	121	20%	63	10%	616	100%
14	277	75%	54	15%	40	11%	371	100%
15	106	80%	17	13%	10	8%	133	100%
16	118	70%	37	22%	13	8%	168	100%
17	3,114	71%	723	16%	547	12%	4,384	100%
18	1,692	61%	606	22%	466	17%	2,764	100%
19	662	64%	263	25%	114	11%	1,039	100%
20	620	74%	125	15%	97	12%	842	100%
21	440	67%	138	21%	79	12%	657	100%
22	128	62%	37	18%	41	20%	206	100%
STATE	14,628	65%	4,480	20%	3,500	15%	22,608	100%

Key: *Successful Terminations*: This column is exclusively state successful terminations.

Unsuccessful Terminations: This column includes those probationers who were revoked or absconded. A revocation is defined as a termination from probation supervision for a technical violation, new misdemeanor, or new felony. A revocation to Community Corrections is NOT included in this section because these offenders are still under the supervision and jurisdiction of probation. Absconded refers to probationers who become fugitives and are no longer compliant with probation supervision.

Total Terminations: This table includes: successful terminations, revocations and absconders from probation supervision. Additional types of state adult probation closures are included in Table 48.

Note: Percentages may not total 100 percent because of rounding.

TABLE 48

FY 2014
Colorado State Adult Probation
All Probation Supervision Closure Types

TYPE:	Successful		Revoked		Absconded		Community Corrections Discharge		Deported		Death		Administrative Closure		TOTAL CLOSURES		Courtesy Transfers ¹	
	DISTRICT	Number	%	Number	%	Number	%	Number	%	Number	%	Number	%	Number	%	Number	DISTRICT	
1	1,428	50%	567	20%	442	15%	346	12%	7	0%	25	1%	59	2%	2,874	100%	226	1
2	993	42%	341	14%	530	22%	332	14%	88	4%	18	1%	55	2%	2,357	100%	214	2
3	205	68%	41	14%	40	13%	13	4%	0	0%	3	1%	0	0%	302	100%	43	3
4	988	48%	366	18%	351	17%	278	13%	24	1%	24	1%	48	2%	2,079	100%	233	4
5	454	67%	105	16%	62	9%	19	3%	29	4%	5	1%	0	0%	674	100%	102	5
6	357	67%	63	12%	71	13%	25	5%	1	0%	4	1%	8	2%	529	100%	52	6
7	232	66%	53	15%	45	13%	8	2%	5	1%	6	2%	5	1%	354	100%	88	7
8	971	64%	224	15%	199	13%	97	6%	6	0%	14	1%	8	1%	1,519	100%	206	8
9	225	71%	29	9%	34	11%	17	5%	5	2%	2	1%	6	2%	318	100%	53	9
10	457	43%	356	34%	144	14%	78	7%	5	0%	13	1%	3	0%	1,056	100%	112	10
11	458	67%	122	18%	72	11%	24	4%	0	0%	5	1%	4	1%	685	100%	72	11
12	271	60%	92	20%	40	9%	40	9%	0	0%	7	2%	3	1%	453	100%	44	12
13	432	60%	121	17%	63	9%	78	11%	5	1%	9	1%	9	1%	717	100%	91	13
14	277	69%	54	13%	40	10%	21	5%	1	0%	5	1%	3	1%	401	100%	58	14
15	106	68%	17	11%	10	6%	17	11%	3	2%	1	1%	2	1%	156	100%	34	15
16	118	63%	37	20%	13	7%	18	10%	0	0%	1	1%	0	0%	187	100%	36	16
17	3,114	64%	723	15%	547	11%	388	8%	63	1%	22	0%	25	1%	4,882	100%	492	17
18	1,692	53%	606	19%	466	15%	285	9%	56	2%	32	1%	44	1%	3,181	100%	199	18
19	662	52%	263	21%	114	9%	172	14%	28	2%	7	1%	18	1%	1,264	100%	245	19
20	620	67%	125	13%	97	10%	48	5%	6	1%	16	2%	15	2%	927	100%	119	20
21	440	56%	138	18%	79	10%	99	13%	5	1%	9	1%	17	2%	787	100%	79	21
22	128	57%	37	17%	41	18%	16	7%	0	0%	2	1%	0	0%	224	100%	23	22
STATE	14,628	56%	4,480	17%	3,500	13%	2,419	9%	337	1%	230	1%	332	1%	25,926	100%	2,821	STATE

¹**Courtesy Transfers:** Beginning in FY2008 courtesy transfers were removed from "Total Closures" because they are accounted for within the existing closure categories. They are reported separately to track the cases transferred between districts.

Note: Percentages may not total 100 percent because of rounding.

TABLE 49

FY 2014
Colorado State Adult Probation
Type of Revocation

TYPE: DISTRICT	New Felony		New Misdemeanor		Technical		TOTAL REVOCATIONS	
	Number	%	Number	%	Number	%	Number	%
1	52	9%	109	19%	406	72%	567	100%
2	57	17%	39	11%	245	72%	341	100%
3	0	0%	7	17%	34	83%	41	100%
4	100	27%	35	10%	231	63%	366	100%
5	11	10%	32	30%	62	59%	105	100%
6	7	11%	9	14%	47	75%	63	100%
7	7	13%	9	17%	37	70%	53	100%
8	32	14%	59	26%	133	59%	224	100%
9	5	17%	9	31%	15	52%	29	100%
10	58	16%	73	21%	225	63%	356	100%
11	12	10%	20	16%	90	74%	122	100%
12	10	11%	22	24%	60	65%	92	100%
13	10	8%	36	30%	75	62%	121	100%
14	10	19%	21	39%	23	43%	54	100%
15	0	0%	3	18%	14	82%	17	100%
16	2	5%	6	16%	29	78%	37	100%
17	79	11%	199	28%	445	62%	723	100%
18	72	12%	167	28%	367	61%	606	100%
19	55	21%	56	21%	152	58%	263	100%
20	18	14%	18	14%	89	71%	125	100%
21	30	22%	38	28%	70	51%	138	100%
22	1	3%	5	14%	31	84%	37	100%
STATE	628	14%	972	22%	2,880	64%	4,480	100%

Key:

- New Felony*: Includes revocations for a new felony offense committed while on probation supervision.
- New Misdemeanor*: Includes revocations for a new misdemeanor offense committed while on probation supervision.
- Technical*: Includes revocations for technical probation supervision violations (e.g. drug use, non-compliance).
- Total Revocations*: Total includes all felony, misdemeanor, and technical violations resulting in a revocation from probation.

Note: Percentages may not total 100 percent because of rounding.

TABLE 50

FY 2014
Colorado State Adult Probation
Length of Stay

TYPE:	0-12 months		13-24 months		25-36 months		37 + months		TOTAL CLOSURES	
DISTRICT	Number	%	Number	%	Number	%	Number	%	Number	%
1	1,024	36%	1,186	41%	383	13%	281	10%	2,874	100%
2	908	39%	851	36%	295	13%	303	13%	2,357	100%
3	128	42%	116	38%	34	11%	24	8%	302	100%
4	712	34%	782	38%	320	15%	265	13%	2,079	100%
5	303	45%	258	38%	69	10%	44	7%	674	100%
6	210	40%	209	40%	71	13%	39	7%	529	100%
7	136	38%	129	36%	46	13%	43	12%	354	100%
8	556	37%	553	36%	222	15%	188	12%	1,519	100%
9	105	33%	133	42%	47	15%	33	10%	318	100%
10	449	43%	367	35%	138	13%	102	10%	1,056	100%
11	344	50%	217	32%	73	11%	51	7%	685	100%
12	141	31%	232	51%	57	13%	23	5%	453	100%
13	290	40%	313	44%	75	10%	39	5%	717	100%
14	126	31%	176	44%	64	16%	35	9%	401	100%
15	56	36%	71	46%	14	9%	15	10%	156	100%
16	75	40%	54	29%	38	20%	20	11%	187	100%
17	2,364	48%	1,662	34%	530	11%	326	7%	4,882	100%
18	1,118	35%	1,204	38%	467	15%	392	12%	3,181	100%
19	402	32%	485	38%	207	16%	170	13%	1,264	100%
20	390	42%	345	37%	94	10%	98	11%	927	100%
21	210	27%	283	36%	135	17%	159	20%	787	100%
22	82	37%	100	45%	33	15%	9	4%	224	100%
STATE	10,129	39%	9,726	38%	3,412	13%	2,659	10%	25,926	100%

Note: Percentages may not total 100 percent because of rounding.

TABLE 51

FY 2014
Colorado State Adult Probation
Active Client Risk Levels on June 30, 2014

Risk Levels:	New: w/in the first 30 days of supervision start date	Maximum			Medium			Minimum			Administrative						TOTAL STATE PROBATION CLIENTS	
		Reg Max	DV Max	SO Max	Reg Med	DV Med	SO Med	Reg Min	DV Max	SO Min	Reg Admin	DV Admin	SO Admin	Community Corrections	Interstate Transfer to Another State			
DISTRICT	Number %	Number %	Number %	Number %	Number %	Number %	Number %	Number %	Number %	Number %	Number %	Number %	Number %	Number %	Number %	Number %	Number %	Number %
1	55 1%	464 9%	174 3%	40 1%	1,271 25%	283 6%	56 1%	1,163 23%	129 3%	65 1%	666 13%	24 0%	1 0%	411 8%	217 4%	5,019 100%		
2	19 0%	880 19%	66 1%	7 0%	1,185 25%	29 1%	3 0%	926 20%	9 0%	1 0%	986 21%	0 0%	86 2%	360 8%	98 2%	4,655 100%		
3	12 3%	64 18%	5 1%	7 2%	90 26%	8 2%	0 0%	103 29%	3 1%	0 0%	33 9%	0 0%	0 0%	5 1%	22 6%	352 100%		
4	50 1%	512 10%	208 4%	54 1%	1,191 23%	344 7%	62 1%	1,079 21%	336 7%	65 1%	838 16%	55 1%	10 0%	65 1%	256 5%	5,125 100%		
5	37 3%	86 7%	24 2%	7 1%	217 19%	77 7%	8 1%	320 27%	53 5%	8 1%	194 17%	10 1%	0 0%	36 3%	92 8%	1,169 100%		
6	7 1%	81 12%	37 6%	2 0%	137 20%	47 7%	2 0%	164 24%	14 2%	6 1%	65 10%	4 1%	0 0%	23 3%	81 12%	670 100%		
7	22 2%	162 16%	24 2%	8 1%	239 24%	43 4%	11 1%	324 32%	18 2%	10 1%	53 5%	0 0%	0 0%	59 6%	31 3%	1,004 100%		
8	69 3%	383 14%	42 2%	20 1%	748 28%	58 2%	12 0%	503 19%	18 1%	5 0%	364 14%	0 0%	29 1%	219 8%	178 7%	2,648 100%		
9	25 3%	87 12%	4 1%	3 0%	140 20%	17 2%	1 0%	224 31%	9 1%	4 1%	85 12%	2 0%	0 0%	63 9%	52 7%	716 100%		
10	61 3%	219 11%	156 8%	11 1%	587 29%	135 7%	10 0%	254 12%	46 2%	9 0%	373 18%	40 2%	0 0%	114 6%	25 1%	2,040 100%		
11	42 4%	143 14%	36 4%	9 1%	223 22%	69 7%	11 1%	205 20%	20 2%	5 0%	187 19%	1 0%	0 0%	18 2%	41 4%	1,010 100%		
12	15 2%	85 12%	17 2%	1 0%	166 24%	9 1%	5 1%	217 31%	19 3%	2 0%	96 14%	5 1%	1 0%	38 6%	13 2%	689 100%		
13	23 2%	132 11%	37 3%	9 1%	230 19%	69 6%	3 0%	296 24%	35 3%	14 1%	228 19%	9 1%	1 0%	62 5%	76 6%	1,224 100%		
14	20 3%	68 9%	43 6%	7 1%	126 17%	58 8%	4 1%	226 30%	27 4%	0 0%	77 10%	2 0%	2 0%	40 5%	53 7%	753 100%		
15	10 4%	30 11%	2 1%	2 1%	60 23%	8 3%	2 1%	86 33%	6 2%	0 0%	31 12%	0 0%	0 0%	14 5%	11 4%	262 100%		
16	4 1%	66 16%	12 3%	3 1%	94 23%	26 6%	2 0%	109 27%	16 4%	2 0%	50 12%	1 0%	0 0%	18 4%	6 1%	409 100%		
17	151 2%	591 8%	328 4%	41 1%	1,884 24%	354 5%	18 0%	2,331 30%	85 1%	16 0%	1,373 18%	32 0%	0 0%	382 5%	139 2%	7,725 100%		
18	169 3%	661 10%	91 1%	27 0%	2,362 36%	413 6%	53 1%	939 14%	57 1%	38 1%	1,116 17%	32 0%	37 1%	356 5%	296 4%	6,647 100%		
19	82 3%	261 8%	134 4%	12 0%	540 17%	221 7%	7 0%	919 30%	129 4%	10 0%	410 13%	50 2%	3 0%	203 7%	106 3%	3,087 100%		
20	24 1%	305 16%	7 0%	14 1%	345 19%	10 1%	23 1%	377 20%	33 2%	38 2%	441 24%	8 0%	10 1%	116 6%	113 6%	1,864 100%		
21	21 1%	163 9%	61 3%	9 0%	417 23%	139 8%	22 1%	391 21%	21 1%	24 1%	227 12%	5 0%	4 0%	226 12%	123 7%	1,853 100%		
22	7 2%	52 14%	17 5%	5 1%	81 22%	37 10%	3 1%	58 16%	10 3%	0 0%	38 10%	0 0%	0 0%	16 4%	38 10%	362 100%		
STATE	925 2%	5,495 11%	1,525 3%	298 1%	12,333 26%	2,454 5%	318 1%	11,214 24%	1,093 2%	322 1%	7,931 16%	280 0	184 0	2,844 6%	2,067 4%	49,283 100%		

Note: Percentages may not total 100 percent because of rounding.

TABLE 52

FY 2014
Colorado State Adult and All Private Adult Probation
Active Clients on June 30, 2014

TYPE	TOTAL STATE REGULAR SUPERVISED CRIMINAL CLIENTS		TOTAL NON-DUI/DWAI CRIMINAL PRIVATE CLIENTS		TOTAL DUI/DWAI PRIVATE CLIENTS		TOTAL STATE REGULAR SUPERVISED & PRIVATE PROBATION POPULATION	
	Number	%	Number	%	Number	%	Number	%
DISTRICT								
1	5,019	63%	976	12%	2,018	25%	8,013	100%
2	4,655	100%	0	0%	0	0%	4,655	100%
3	352	100%	0	0%	0	0%	352	100%
4	5,125	75%	695	10%	995	15%	6,815	100%
5	1,169	86%	80	6%	104	8%	1,353	100%
6	670	90%	5	1%	68	9%	743	100%
7	1,004	99%	2	0%	7	1%	1,013	100%
8	2,648	57%	730	16%	1,271	27%	4,649	100%
9	716	85%	77	9%	49	6%	842	100%
10	2,040	73%	214	8%	546	20%	2,800	100%
11	1,010	83%	38	3%	175	14%	1,223	100%
12	689	79%	52	6%	133	15%	874	100%
13	1,224	90%	15	1%	116	9%	1,355	100%
14	753	100%	0	0%	0	0%	753	100%
15	262	100%	0	0%	0	0%	262	100%
16	409	100%	0	0%	0	0%	409	100%
17	7,725	88%	414	5%	604	7%	8,743	100%
18	6,647	56%	1,585	13%	3,659	31%	11,891	100%
19	3,087	80%	320	8%	473	12%	3,880	100%
20	1,864	44%	866	21%	1,484	35%	4,214	100%
21	1,853	72%	431	17%	292	11%	2,576	100%
22	362	85%	5	1%	59	14%	426	100%
STATE	49,283	73%	6,505	10%	12,053	18%	67,841	100%

Note: Percentages may not total 100 percent because of rounding.

COLORADO PROBATION: PRIVATE PROBATION



TABLE 53

FY 2014
Colorado Private Probation
New Clients by Supervision Type

NON-DUI/DWAI PRIVATE PROBATION						
TYPE:	Direct Sentence ¹		Transfer from State Probation ²		TOTAL NEW CLIENTS	
	Number	%	Number	%	Number	%
DISTRICT						
1	8	1%	722	99%	730	100%
2	0	0%	0	0%	0	0%
3	0	0%	0	0%	0	0%
4	0	0%	183	100%	183	100%
5	0	0%	13	100%	13	100%
6	0	0%	6	100%	6	100%
7	0	0%	2	100%	2	100%
8	0	0%	653	100%	653	100%
9	0	0%	56	100%	56	100%
10	0	0%	47	100%	47	100%
11	0	0%	22	100%	22	100%
12	0	0%	56	100%	56	100%
13	31	91%	3	9%	34	100%
14	0	0%	0	0%	0	0%
15	0	0%	0	0%	0	0%
16	0	0%	0	0%	0	0%
17	1	0%	324	100%	325	100%
18	0	0%	453	100%	453	100%
19	0	0%	153	100%	153	100%
20	474	82%	103	18%	577	100%
21	2	1%	264	99%	266	100%
22	2	100%	0	0%	2	100%
STATE	518	14%	3,060	86%	3,578	100%

DUI/DWAI PRIVATE PROBATION						
TYPE:	Direct Sentence ¹		Transfer from State Probation ²		TOTAL NEW CLIENTS	
	Number	%	Number	%	Number	%
DISTRICT						
1	1	0%	1,151	100%	1,152	100%
2	0	0%	0	0%	0	0%
3	0	0%	0	0%	0	0%
4	0	0%	270	100%	270	100%
5	0	0%	10	100%	10	100%
6	0	0%	47	100%	47	100%
7	0	0%	3	100%	3	100%
8	0	0%	1,394	100%	1,394	100%
9	0	0%	27	100%	27	100%
10	0	0%	363	100%	363	100%
11	5	6%	83	94%	88	100%
12	0	0%	93	100%	93	100%
13	62	93%	5	7%	67	100%
14	0	0%	0	0%	0	0%
15	0	0%	0	0%	0	0%
16	0	0%	0	0%	0	0%
17	0	0%	322	100%	322	100%
18	0	0%	1,880	100%	1,880	100%
19	0	0%	242	100%	242	100%
20	10	1%	938	99%	948	100%
21	0	0%	139	100%	139	100%
22	24	86%	4	14%	28	100%
STATE	102	1%	6,971	99%	7,073	100%

¹**Direct Sentence:** A probationer ordered by the court to be supervised by a private provider. This is not a uniform practice among courts.

²**Transfer from State Probation:** A probationer originally sentenced to state probation but later determined appropriate for and supervised by a private provider.

Note: Percentages may not total 100 percent because of rounding.

TABLE 54

FY 2014
Colorado Private Probation
New Clients by Gender

NON-DUI/DWAI PRIVATE PROBATION							
TYPE:	Female		Male		Unknown		TOTAL NEW CLIENTS
DISTRICT	Number	%	Number	%	Number	%	Number %
1	258	35%	471	65%	1	0%	730 100%
2	0	0%	0	0%	0	0%	0 0%
3	0	0%	0	0%	0	0%	0 0%
4	63	34%	120	66%	0	0%	183 100%
5	1	8%	12	92%	0	0%	13 100%
6	1	17%	5	83%	0	0%	6 100%
7	0	0%	2	100%	0	0%	2 100%
8	172	26%	481	74%	0	0%	653 100%
9	22	39%	34	61%	0	0%	56 100%
10	23	49%	24	51%	0	0%	47 100%
11	8	36%	14	64%	0	0%	22 100%
12	19	34%	37	66%	0	0%	56 100%
13	10	29%	24	71%	0	0%	34 100%
14	0	0%	0	0%	0	0%	0 0%
15	0	0%	0	0%	0	0%	0 0%
16	0	0%	0	0%	0	0%	0 0%
17	128	39%	197	61%	0	0%	325 100%
18	141	31%	312	69%	0	0%	453 100%
19	52	34%	101	66%	0	0%	153 100%
20	169	29%	408	71%	0	0%	577 100%
21	81	30%	184	69%	1	0%	266 100%
22	1	50%	1	50%	0	0%	2 100%
STATE	1,149	32%	2,427	68%	2	0%	3,578 100%

DUI/DWAI PRIVATE PROBATION							
TYPE:	Female		Male		Unknown		TOTAL NEW CLIENTS
DISTRICT	Number	%	Number	%	Number	%	Number %
1	340	30%	812	70%	0	0%	1,152 100%
2	0	0%	0	0%	0	0%	0 0%
3	0	0%	0	0%	0	0%	0 0%
4	78	29%	192	71%	0	0%	270 100%
5	2	20%	8	80%	0	0%	10 100%
6	16	34%	31	66%	0	0%	47 100%
7	1	33%	2	67%	0	0%	3 100%
8	443	32%	951	68%	0	0%	1,394 100%
9	8	30%	19	70%	0	0%	27 100%
10	114	31%	249	69%	0	0%	363 100%
11	24	27%	64	73%	0	0%	88 100%
12	29	31%	64	69%	0	0%	93 100%
13	15	22%	52	78%	0	0%	67 100%
14	0	0%	0	0%	0	0%	0 0%
15	0	0%	0	0%	0	0%	0 0%
16	0	0%	0	0%	0	0%	0 0%
17	93	29%	229	71%	0	0%	322 100%
18	595	32%	1,284	68%	1	0%	1,880 100%
19	52	21%	189	78%	1	0%	242 100%
20	262	28%	686	72%	0	0%	948 100%
21	49	35%	90	65%	0	0%	139 100%
22	8	29%	20	71%	0	0%	28 100%
STATE	2,129	30%	4,942	70%	2	0%	7,073 100%

Note: Percentages may not total 100 percent because of rounding.

TABLE 55

FY 2014
Colorado Private Probation
New Clients by Age: Non-DUI/DWAI

NON-DUI/DWAI PRIVATE PROBATION																
TYPE:	12-17 Years		18-20 Years		21-24 Years		25-32 Years		33-39 Years		40 and above		Unknown		TOTAL NEW CLIENTS	
DISTRICT	Number	%	Number	%	Number	%	Number	%	Number	%	Number	%	Number	%	Number	%
1	0	0%	67	9%	131	18%	207	28%	131	18%	193	26%	1	0%	730	100%
2	0	0%	0	0%	0	0%	0	0%	0	0%	0	0%	0	0%	0	0%
3	0	0%	0	0%	0	0%	0	0%	0	0%	0	0%	0	0%	0	0%
4	1	1%	15	8%	46	25%	49	27%	34	19%	38	21%	0	0%	183	100%
5	0	0%	1	8%	3	23%	3	23%	3	23%	3	23%	0	0%	13	100%
6	0	0%	0	0%	3	50%	0	0%	2	33%	1	17%	0	0%	6	100%
7	0	0%	0	0%	0	0%	0	0%	0	0%	2	100%	0	0%	2	100%
8	1	0%	95	15%	136	21%	188	29%	96	15%	137	21%	0	0%	653	100%
9	0	0%	10	18%	11	20%	15	27%	5	9%	15	27%	0	0%	56	100%
10	1	2%	4	9%	9	19%	17	36%	7	15%	9	19%	0	0%	47	100%
11	0	0%	2	9%	5	23%	4	18%	3	14%	8	36%	0	0%	22	100%
12	0	0%	5	9%	22	39%	12	21%	5	9%	12	21%	0	0%	56	100%
13	0	0%	3	9%	11	32%	9	26%	6	18%	5	15%	0	0%	34	100%
14	0	0%	0	0%	0	0%	0	0%	0	0%	0	0%	0	0%	0	0%
15	0	0%	0	0%	0	0%	0	0%	0	0%	0	0%	0	0%	0	0%
16	0	0%	0	0%	0	0%	0	0%	0	0%	0	0%	0	0%	0	0%
17	0	0%	50	15%	78	24%	83	26%	49	15%	65	20%	0	0%	325	100%
18	0	0%	73	16%	100	22%	105	23%	54	12%	121	27%	0	0%	453	100%
19	0	0%	14	9%	39	25%	40	26%	35	23%	25	16%	0	0%	153	100%
20	1	0%	83	14%	126	22%	142	25%	82	14%	142	25%	1	0%	577	100%
21	0	0%	40	15%	54	20%	76	29%	36	14%	60	23%	0	0%	266	100%
22	0	0%	0	0%	0	0%	1	50%	0	0%	1	50%	0	0%	2	100%
STATE	4	0%	462	13%	774	22%	951	27%	548	15%	837	23%	2	0%	3,578	100%

Note: Percentages may not total 100 percent because of rounding.

TABLE 56

FY 2014
Colorado Private Probation
New Clients by Age: DUI/DWAI

DUI/DWAI PRIVATE PROBATION																
TYPE:	12-17 Years		18-20 Years		21-24 Years		25-32 Years		33-39 Years		40 and above		Unknown		TOTAL NEW CLIENTS	
DISTRICT	Number	%	Number	%	Number	%	Number	%	Number	%	Number	%	Number	%	Number	%
1	2	0%	70	6%	242	21%	309	27%	168	15%	361	31%	0	0%	1,152	100%
2	0	0%	0	0%	0	0%	0	0%	0	0%	0	0%	0	0%	0	0%
3	0	0%	0	0%	0	0%	0	0%	0	0%	0	0%	0	0%	0	0%
4	1	0%	19	7%	55	20%	87	32%	44	16%	64	24%	0	0%	270	100%
5	0	0%	2	20%	0	0%	3	30%	3	30%	2	20%	0	0%	10	100%
6	0	0%	4	9%	7	15%	13	28%	5	11%	18	38%	0	0%	47	100%
7	0	0%	0	0%	1	33%	1	0%	1	0%	0	0%	0	0%	3	100%
8	9	1%	148	11%	375	27%	356	26%	172	12%	334	24%	0	0%	1,394	100%
9	0	0%	1	4%	2	7%	9	33%	4	15%	11	41%	0	0%	27	100%
10	1	0%	32	9%	60	17%	101	28%	63	17%	106	29%	0	0%	363	100%
11	0	0%	3	3%	15	17%	19	22%	13	15%	38	43%	0	0%	88	100%
12	0	0%	8	9%	25	27%	18	19%	11	12%	31	33%	0	0%	93	100%
13	1	1%	7	10%	15	22%	18	27%	11	16%	15	22%	0	0%	67	100%
14	0	0%	0	0%	0	0%	0	0%	0	0%	0	0%	0	0%	0	0%
15	0	0%	0	0%	0	0%	0	0%	0	0%	0	0%	0	0%	0	0%
16	0	0%	0	0%	0	0%	0	0%	0	0%	0	0%	0	0%	0	0%
17	0	0%	14	4%	47	15%	95	30%	61	19%	105	33%	0	0%	322	100%
18	1	0%	90	5%	338	18%	602	32%	309	16%	540	29%	0	0%	1,880	100%
19	2	1%	22	9%	43	18%	59	24%	40	17%	75	31%	1	0%	242	100%
20	2	0%	53	6%	212	22%	261	28%	119	13%	301	32%	0	0%	948	100%
21	0	0%	11	8%	28	20%	38	27%	26	19%	36	26%	0	0%	139	100%
22	1	4%	2	7%	2	7%	8	29%	6	21%	9	32%	0	0%	28	100%
STATE	20	0%	486	7%	1,467	21%	1,997	28%	1,056	15%	2,046	29%	1	0%	7,073	100%

Note: Percentages may not total 100 percent because of rounding.

TABLE 57

FY 2014
Colorado Private Probation
New Clients by Ethnic Group¹ : Non-DUI/DWAI

NON-DUI/DWAI PRIVATE PROBATION														
TYPE:	Caucasian		African American		Asian		Hispanic		Native American		Other	TOTAL NEW CLIENTS		
DISTRICT	Number	%	Number	%	Number	%	Number	%	Number	%	Number	%	Number	%
1	648	89%	31	4%	7	1%	26	4%	4	1%	14	2%	730	100%
2	0	0%	0	0%	0	0%	0	0%	0	0%	0	0%	0	0%
3	0	0%	0	0%	0	0%	0	0%	0	0%	0	0%	0	0%
4	121	66%	37	20%	3	2%	20	11%	0	0%	2	1%	183	100%
5	9	69%	1	8%	0	0%	3	23%	0	0%	0	0%	13	100%
6	4	67%	0	0%	0	0%	1	17%	1	17%	0	0%	6	100%
7	2	100%	0	0%	0	0%	0	0%	0	0%	0	0%	2	100%
8	594	91%	14	2%	6	1%	33	5%	3	0%	3	0%	653	100%
9	51	91%	0	0%	0	0%	5	9%	0	0%	0	0%	56	100%
10	30	64%	1	2%	0	0%	15	32%	0	0%	1	2%	47	100%
11	20	91%	0	0%	0	0%	0	0%	1	5%	1	5%	22	100%
12	43	77%	0	0%	0	0%	11	20%	1	2%	1	2%	56	100%
13	32	94%	0	0%	0	0%	2	6%	0	0%	0	0%	34	100%
14	0	0%	0	0%	0	0%	0	0%	0	0%	0	0%	0	0%
15	0	0%	0	0%	0	0%	0	0%	0	0%	0	0%	0	0%
16	0	0%	0	0%	0	0%	0	0%	0	0%	0	0%	0	0%
17	293	90%	11	3%	10	3%	6	2%	2	1%	3	1%	325	100%
18	304	67%	71	16%	7	2%	59	13%	3	1%	9	2%	453	100%
19	139	91%	1	1%	1	1%	12	8%	0	0%	0	0%	153	100%
20	514	89%	16	3%	10	2%	29	5%	3	1%	5	1%	577	100%
21	234	88%	7	3%	1	0%	16	6%	2	1%	6	2%	266	100%
22	0	0%	0	0%	0	0%	0	0%	2	100%	0	0%	2	100%
STATE	3,038	85%	190	5%	45	1%	238	7%	22	1%	45	1%	3,578	100%

¹ Ethnic Group: This information is entered by court staff from information provided in the summons, affidavit, arrest report or complaint filed by the district attorney.
Note: Percentages may not total 100 percent because of rounding.

TABLE 58

FY 2014
Colorado Private Probation
New Clients by Ethnic Group¹ : DUI/DWAI

DUI/DWAI PRIVATE PROBATION														
TYPE:	Caucasian		African American		Asian		Hispanic		Native American		Other		TOTAL NEW CLIENTS	
DISTRICT	Number	%	Number	%	Number	%	Number	%	Number	%	Number	%	Number	%
1	1,039	90%	34	3%	12	1%	62	5%	2	0%	3	0%	1,152	100%
2	0	0%	0	0%	0	0%	0	0%	0	0%	0	0%	0	0%
3	0	0%	0	0%	0	0%	0	0%	0	0%	0	0%	0	0%
4	203	75%	21	8%	1	0%	37	14%	5	2%	3	1%	270	100%
5	9	90%	0	0%	0	0%	1	10%	0	0%	0	0%	10	100%
6	40	85%	0	0%	0	0%	4	9%	3	6%	0	0%	47	100%
7	3	100%	0	0%	0	0%	0	0%	0	0%	0	0%	3	100%
8	1,297	93%	29	2%	3	0%	58	4%	1	0%	6	0%	1,394	100%
9	22	81%	0	0%	0	0%	5	19%	0	0%	0	0%	27	100%
10	218	60%	8	2%	1	0%	129	36%	2	1%	5	1%	363	100%
11	85	97%	1	1%	0	0%	2	2%	0	0%	0	0%	88	100%
12	60	65%	4	4%	0	0%	26	28%	2	2%	1	1%	93	100%
13	60	90%	2	3%	0	0%	5	7%	0	0%	0	0%	67	100%
14	0	0%	0	0%	0	0%	0	0%	0	0%	0	0%	0	0%
15	0	0%	0	0%	0	0%	0	0%	0	0%	0	0%	0	0%
16	0	0%	0	0%	0	0%	0	0%	0	0%	0	0%	0	0%
17	279	87%	15	5%	8	2%	20	6%	0	0%	0	0%	322	100%
18	1,330	71%	194	10%	43	2%	291	15%	3	0%	19	1%	1,880	100%
19	187	77%	1	0%	2	1%	48	20%	2	1%	2	1%	242	100%
20	871	92%	18	2%	9	1%	43	5%	1	0%	6	1%	948	100%
21	125	90%	0	0%	1	1%	11	8%	2	1%	0	0%	139	100%
22	5	18%	0	0%	0	0%	0	0%	23	82%	0	0%	28	100%
STATE	5,833	82%	327	5%	80	1%	742	10%	46	1%	45	1%	7,073	100%

¹ Ethnic Group: This information is entered by court staff from information provided in the summons, affidavit, arrest report or complaint filed by the district attorney.

Note: Percentages may not total 100 percent because of rounding.

TABLE 59

FY 2014
Colorado Private Probation
Successful/Unsuccessful Terminations

NON-DUI/DWAI PRIVATE PROBATION								
TYPE:	SUCCESSFUL TERMINATIONS		UNSUCCESSFUL TERMINATIONS				TOTAL TERMINATIONS	
	Successful		Revoked		Absconded			
DISTRICT	Number	%	Number	%	Number	%	Number	%
1	470	67%	101	14%	129	18%	700	100%
2	0	0%	0	0%	0	0%	0	0%
3	0	0%	0	0%	0	0%	0	0%
4	187	76%	19	8%	39	16%	245	100%
5	62	95%	0	0%	3	5%	65	100%
6	16	89%	2	11%	0	0%	18	100%
7	17	94%	0	0%	1	6%	18	100%
8	392	74%	41	8%	97	18%	530	100%
9	73	84%	0	0%	14	16%	87	100%
10	82	89%	3	3%	7	8%	92	100%
11	51	89%	3	5%	3	5%	57	100%
12	54	77%	11	16%	5	7%	70	100%
13	38	93%	1	2%	2	5%	41	100%
14	0	0%	0	0%	0	0%	0	0%
15	0	0%	0	0%	0	0%	0	0%
16	0	0%	0	0%	0	0%	0	0%
17	235	74%	33	10%	49	15%	317	100%
18	780	92%	42	5%	25	3%	847	100%
19	181	69%	35	13%	46	18%	262	100%
20	416	75%	66	12%	72	13%	554	100%
21	153	82%	15	8%	19	10%	187	100%
22	4	40%	3	30%	3	30%	10	100%
STATE	3,211	78%	375	9%	514	13%	4,100	100%

DUI/DWAI PRIVATE PROBATION								
TYPE:	SUCCESSFUL TERMINATIONS		UNSUCCESSFUL TERMINATIONS				TOTAL TERMINATIONS	
	Successful		Revoked		Absconded			
DISTRICT	Number	%	Number	%	Number	%	Number	%
1	1,060	85%	58	5%	127	10%	1,245	100%
2	0	0%	0	0%	0	0%	0	0%
3	0	0%	0	0%	0	0%	0	0%
4	458	81%	51	9%	56	10%	565	100%
5	79	95%	0	0%	4	5%	83	100%
6	66	94%	3	4%	1	1%	70	100%
7	17	100%	0	0%	0	0%	17	100%
8	1,077	86%	41	3%	140	11%	1,258	100%
9	48	87%	0	0%	7	13%	55	100%
10	290	90%	15	5%	19	6%	324	100%
11	123	94%	2	2%	6	5%	131	100%
12	124	86%	10	7%	11	8%	145	100%
13	101	92%	6	5%	3	0%	110	100%
14	0	0%	0	0%	0	0%	0	0%
15	0	0%	0	0%	0	0%	0	0%
16	0	0%	0	0%	0	0%	0	0%
17	419	77%	47	9%	81	15%	547	100%
18	2,162	93%	81	3%	75	3%	2,318	100%
19	124	70%	22	12%	32	18%	178	100%
20	887	85%	71	7%	89	9%	1,047	100%
21	111	84%	9	7%	12	9%	132	100%
22	61	69%	11	12%	17	19%	89	100%
STATE	7,207	87%	427	5%	680	8%	8,314	100%

Key: *Successful Terminations*: This column is exclusively private successful terminations.

Unsuccessful Terminations: This column includes probationers supervised by private who were revoked or absconded. A revocation is defined as a termination from probation supervision for a technical violation, new misdemeanor, or new felony. Absconders refers to probationers who become fugitives and are no longer compliant with probation supervision.

Total Terminations: This column includes: successful, revocations and absconders from probation supervision. Additional types of private probation closures are included in Tables 60 and 61.

Note: Percentages may not total 100 percent because of rounding.

TABLE 60

FY 2014
Colorado Private Probation
All Closure Types: Non-DUI/DWAI

NON-DUI/DWAI PRIVATE PROBATION															
TYPE:		Successful		Revoked		Absconded		Deported		Death		Administrative Closure		TOTAL CLOSURES	
DISTRICT	Number	%	Number	%	Number	%	Number	%	Number	%	Number	%	Number	%	
1	470	66%	101	14%	129	18%	0	0%	1	0%	7	1%	708	100%	
2	0	0%	0	0%	0	0%	0	0%	0	0%	0	0%	0	0%	
3	0	0%	0	0%	0	0%	0	0%	0	0%	0	0%	0	0%	
4	187	75%	19	8%	39	16%	1	0%	4	2%	0	0%	250	100%	
5	62	95%	0	0%	3	5%	0	0%	0	0%	0	0%	65	100%	
6	16	89%	2	11%	0	0%	0	0%	0	0%	0	0%	18	100%	
7	17	94%	0	0%	1	6%	0	0%	0	0%	0	0%	18	100%	
8	392	73%	41	8%	97	18%	0	0%	2	0%	3	1%	535	100%	
9	73	82%	0	0%	14	16%	0	0%	1	1%	0	0%	89	100%	
10	82	89%	3	3%	7	8%	0	0%	0	0%	0	0%	92	100%	
11	51	88%	3	5%	3	5%	0	0%	1	2%	0	0%	58	100%	
12	54	76%	11	15%	5	7%	0	0%	1	1%	0	0%	71	100%	
13	38	90%	1	2%	2	5%	0	0%	0	0%	1	2%	42	100%	
14	0	0%	0	0%	0	0%	0	0%	0	0%	0	0%	0	0%	
15	0	0%	0	0%	0	0%	0	0%	0	0%	0	0%	0	0%	
16	0	0%	0	0%	0	0%	0	0%	0	0%	0	0%	0	0%	
17	235	74%	33	10%	49	15%	0	0%	0	0%	0	0%	317	100%	
18	780	92%	42	5%	25	3%	0	0%	2	0%	0	0%	849	100%	
19	181	69%	35	13%	46	17%	0	0%	1	0%	0	0%	263	100%	
20	416	75%	66	12%	72	13%	0	0%	1	0%	0	0%	555	100%	
21	153	80%	15	8%	19	10%	0	0%	1	1%	4	2%	192	100%	
22	4	40%	3	30%	3	30%	0	0%	0	0%	0	0%	10	100%	
STATE	3,211	78%	375	9%	514	12%	1	0%	15	0%	15	0%	4,132	100%	

Courtesy Transfers¹	
Number	DISTRICT
51	1
0	2
0	3
82	4
9	5
2	6
6	7
32	8
20	9
33	10
6	11
2	12
3	13
0	14
0	15
0	16
8	17
72	18
52	19
55	20
27	21
0	22
460	STATE

¹**Courtesy Transfers:** Beginning in FY 2008 courtesy transfers were removed from "Total Closures" because they are accounted for within the existing closure categories. They are reported separately to track the cases transferred between districts.

Note: Percentages may not total 100 percent because of rounding.

TABLE 61

FY 2014
Colorado Private Probation
All Closure Types: DUI/DWAI

DUI/DWAI PRIVATE PROBATION																	
TYPE:		Successful		Revoked		Absconded		Deported		Death		Administrative Closure		TOTAL CLOSURES		Courtesy Transfers¹	
DISTRICT	Number	%	Number	%	Number	%	Number	%	Number	%	Number	%	Number	%	Number	DISTRICT	
1	1,060	85%	58	5%	127	10%	0	0%	6	0%	3	0%	1,254	100%	65	1	
2	0	0%	0	0%	0	0%	0	0%	0	0%	0	0%	0	0%	0	2	
3	0	0%	0	0%	0	0%	0	0%	0	0%	0	0%	0	0%	0	3	
4	458	80%	51	9%	56	10%	1	0%	6	1%	4	1%	576	100%	141	4	
5	79	95%	0	0%	4	5%	0	0%	0	0%	0	0%	83	100%	14	5	
6	66	93%	3	0%	1	1%	1	0%	0	0%	0	0%	71	100%	7	6	
7	17	100%	0	0%	0	0%	0	0%	0	0%	0	0%	17	100%	4	7	
8	1,077	85%	41	3%	140	11%	0	0%	9	1%	1	0%	1,268	100%	75	8	
9	48	87%	0	0%	7	13%	0	0%	0	0%	0	0%	55	100%	14	9	
10	290	89%	15	5%	19	6%	0	0%	1	0%	0	0%	325	100%	46	10	
11	123	92%	2	2%	6	5%	0	0%	2	2%	0	0%	133	100%	5	11	
12	124	86%	10	7%	11	8%	0	0%	0	0%	0	0%	145	100%	2	12	
13	101	92%	6	5%	3	0%	0	0%	0	0%	0	0%	110	100%	4	13	
14	0	0%	0	0%	0	0%	0	0%	0	0%	0	0%	0	0%	0	14	
15	0	0%	0	0%	0	0%	0	0%	0	0%	0	0%	0	0%	0	15	
16	0	0%	0	0%	0	0%	0	0%	0	0%	0	0%	0	0%	0	16	
17	419	76%	47	9%	81	15%	0	0%	1	0%	2	0%	550	100%	35	17	
18	2,162	93%	81	3%	75	3%	0	0%	7	0%	4	0%	2,329	100%	91	18	
19	124	70%	22	12%	32	18%	0	0%	0	0%	0	0%	178	100%	120	19	
20	887	84%	71	7%	89	8%	1	0%	6	1%	0	0%	1,054	100%	147	20	
21	111	82%	9	7%	12	9%	0	0%	2	1%	1	1%	135	100%	28	21	
22	61	69%	11	12%	17	19%	0	0%	0	0%	0	0%	89	100%	4	22	
STATE	7,207	86%	427	5%	680	8%	3	0%	40	0%	15	0%	8,372	100%	802	STATE	

¹**Courtesy Transfers:** Beginning in FY 2008 courtesy transfers were removed from "Total Closures" because they are accounted for within the existing closure categories. They are reported separately to track the cases transferred between districts.

Note: Percentages may not total 100 percent because of rounding.

TABLE 62

FY 2014
Colorado Private Probation
Type of Revocation

NON-DUI/DWAI PRIVATE PROBATION							
TYPE:	New Felony		New Misdemeanor		Technical		TOTAL REVOCATIONS for Non-DUI/DWAI Private Cases
	Number	%	Number	%	Number	%	Number %
DISTRICT							
1	7	7%	24	24%	70	69%	101 100%
2	0	0%	0	0%	0	0%	0 0%
3	0	0%	0	0%	0	0%	0 0%
4	3	16%	0	0%	16	84%	19 100%
5	0	0%	0	0%	0	0%	0 0%
6	0	0%	0	0%	2	100%	2 100%
7	0	0%	0	0%	0	0%	0 0%
8	1	2%	2	5%	38	93%	41 100%
9	0	0%	0	0%	0	0%	0 0%
10	0	0%	1	33%	2	67%	3 100%
11	0	0%	1	33%	2	67%	3 100%
12	1	9%	2	18%	8	73%	11 100%
13	0	0%	0	0%	1	100%	1 100%
14	0	0%	0	0%	0	0%	0 0%
15	0	0%	0	0%	0	0%	0 0%
16	0	0%	0	0%	0	0%	0 0%
17	2	6%	12	36%	19	58%	33 100%
18	1	2%	17	40%	24	57%	42 100%
19	3	9%	17	49%	15	43%	35 100%
20	2	3%	15	23%	49	74%	66 100%
21	1	7%	3	20%	11	73%	15 100%
22	0	0%	0	0%	3	100%	3 100%
STATE	21	6%	94	25%	260	69%	375 100%

DUI/DWAI PRIVATE PROBATION							
TYPE:	New Felony		New Misdemeanor		Technical		TOTAL REVOCATIONS for DUI/DWAI Private Cases
	Number	%	Number	%	Number	%	Number %
DISTRICT							
1	1	2%	9	16%	48	83%	58 100%
2	0	0%	0	0%	0	0%	0 0%
3	0	0%	0	0%	0	0%	0 0%
4	3	6%	4	8%	44	86%	51 100%
5	0	0%	0	0%	0	0%	0 0%
6	0	0%	0	0%	3	100%	3 100%
7	0	0%	0	0%	0	0%	0 0%
8	1	2%	5	12%	35	85%	41 100%
9	0	0%	0	0%	0	0%	0 0%
10	1	7%	4	27%	10	67%	15 100%
11	0	0%	1	50%	1	50%	2 100%
12	0	0%	2	20%	8	80%	10 100%
13	0	0%	3	50%	3	50%	6 100%
14	0	0%	0	0%	0	0%	0 0%
15	0	0%	0	0%	0	0%	0 0%
16	0	0%	0	0%	0	0%	0 0%
17	1	2%	19	40%	27	57%	47 100%
18	3	4%	26	32%	52	64%	81 100%
19	1	5%	4	18%	17	77%	22 100%
20	1	1%	15	21%	55	77%	71 100%
21	0	0%	1	11%	8	89%	9 100%
22	0	0%	0	0%	11	100%	11 100%
STATE	12	3%	93	22%	322	75%	427 100%

Key: *New Felony*: Includes revocations for a new felony offense committed while on probation supervision.
New Misdemeanor: Includes revocations for a new misdemeanor offense committed while on probation supervision.
Technical: Includes revocations for technical probation supervision violations (i.e. drug use, non-compliance).
Total Revocations: Total includes all felony, misdemeanor, and technical violations resulting in a revocation from probation.

Note: Percentages may not total 100 percent because of rounding.

TABLE 63

FY 2014
Colorado Private Probation
Length of Stay

NON-DUI/DWAI PRIVATE PROBATION									
									TOTAL
TYPE:	0-12 months		13-24 months		25-36 months		37 + months		CLOSURES
DISTRICT	Number	%	Number	%	Number	%	Number	%	Number %
1	395	56%	265	37%	31	4%	17	2%	708 100%
2	0	0%	0	0%	0	0%	0	0%	0 0%
3	0	0%	0	0%	0	0%	0	0%	0 0%
4	88	35%	127	51%	27	11%	8	3%	250 100%
5	25	38%	33	51%	6	9%	1	2%	65 100%
6	13	72%	4	22%	1	6%	0	0%	18 100%
7	4	22%	11	61%	2	11%	1	6%	18 100%
8	344	64%	169	32%	20	4%	2	0%	535 100%
9	46	52%	34	38%	7	8%	2	2%	89 100%
10	43	47%	38	41%	7	8%	4	4%	92 100%
11	29	50%	25	43%	3	5%	1	2%	58 100%
12	47	66%	21	30%	3	4%	0	0%	71 100%
13	18	43%	21	50%	3	7%	0	0%	42 100%
14	0	0%	0	0%	0	0%	0	0%	0 0%
15	0	0%	0	0%	0	0%	0	0%	0 0%
16	0	0%	0	0%	0	0%	0	0%	0 0%
17	207	65%	102	32%	7	2%	1	0%	317 100%
18	234	28%	443	52%	124	15%	48	6%	849 100%
19	54	21%	178	68%	28	11%	3	1%	263 100%
20	347	63%	187	34%	15	3%	6	1%	555 100%
21	70	36%	85	44%	24	13%	13	7%	192 100%
22	7	70%	3	30%	0	0%	0	0%	10 100%
STATE	1,971	48%	1,746	42%	308	7%	107	3%	4,132 100%

DUI/DWAI PRIVATE PROBATION									
									TOTAL
TYPE:	0-12 months		13-24 months		25-36 months		37 + months		CLOSURES
DISTRICT	Number	%	Number	%	Number	%	Number	%	Number %
1	334	27%	861	69%	58	5%	1	0%	1,254 100%
2	0	0%	0	0%	0	0%	0	0%	0 0%
3	0	0%	0	0%	0	0%	0	0%	0 0%
4	222	39%	326	57%	25	4%	3	1%	576 100%
5	35	42%	40	48%	7	8%	1	1%	83 100%
6	38	54%	33	46%	0	0%	0	0%	71 100%
7	2	12%	11	65%	3	18%	1	6%	17 100%
8	962	76%	270	21%	31	2%	5	0%	1,268 100%
9	22	40%	28	51%	4	7%	1	2%	55 100%
10	157	48%	151	46%	15	5%	2	1%	325 100%
11	88	66%	43	32%	2	2%	0	0%	133 100%
12	79	54%	61	42%	5	3%	0	0%	145 100%
13	43	39%	65	59%	2	0%	0	0%	110 100%
14	0	0%	0	0%	0	0%	0	0%	0 0%
15	0	0%	0	0%	0	0%	0	0%	0 0%
16	0	0%	0	0%	0	0%	0	0%	0 0%
17	211	38%	308	56%	31	6%	0	0%	550 100%
18	1,234	53%	945	41%	133	6%	17	1%	2,329 100%
19	64	36%	93	52%	18	10%	3	2%	178 100%
20	548	52%	456	43%	44	4%	6	1%	1,054 100%
21	41	30%	64	47%	23	17%	7	5%	135 100%
22	45	51%	38	43%	5	6%	1	1%	89 100%
STATE	4,125	49%	3,793	45%	406	5%	48	1%	8,372 100%

Note: Percentages may not total 100 percent because of rounding.

TABLE 64

FY 2014
Colorado Private Probation
Active Non-DUI/DWAI Client Risk Levels¹ on June 30, 2014

NON-DUI/DWAI PRIVATE PROBATION																						
Risk Levels:	New: w/in the first 30 days of supervision start date	Maximum			Medium			Minimum			Administrative			TOTAL PRIVATE NON-DUI/DWAI PROBATION CLIENTS								
		Reg Max	DV Max		Reg Med	DV Med		Reg Min	DV Min		Admin	DV Admin	Interstate									
DISTRICT	Number	%	Number	%	Number	%	Number	%	Number	%	Number	%	Number	%	Number	%						
1	1	0%	10	1%	0	0%	247	25%	77	8%	459	47%	103	11%	79	8%	0	0%	976	100%		
2	0	0%	0	0%	0	0%	0	0%	0	0%	0	0%	0	0%	0	0%	0	0%	0	0%		
3	0	0%	0	0%	0	0%	0	0%	0	0%	0	0%	0	0%	0	0%	0	0%	0	0%		
4	2	0%	2	0%	1	0%	123	18%	16	2%	401	58%	106	15%	39	6%	0	0%	5	1%	695	100%
5	0	0%	1	1%	1	1%	15	19%	9	11%	39	49%	12	15%	3	4%	0	0%	0	0%	80	100%
6	0	0%	0	0%	0	0%	2	40%	0	0%	3	60%	0	0%	0	0%	0	0%	0	0%	5	100%
7	0	0%	0	0%	0	0%	1	50%	1	50%	0	0%	0	0%	0	0%	0	0%	0	0%	2	100%
8	46	6%	13	2%	0	0%	90	12%	1	0%	541	74%	0	0%	39	5%	0	0%	0	0%	730	100%
9	0	0%	1	1%	0	0%	3	4%	0	0%	70	91%	1	1%	2	3%	0	0%	0	0%	77	100%
10	2	1%	0	0%	0	0%	36	17%	1	0%	161	75%	7	3%	7	3%	0	0%	0	0%	214	100%
11	0	0%	0	0%	0	0%	2	5%	2	5%	28	74%	2	5%	4	11%	0	0%	0	0%	38	100%
12	0	0%	0	0%	0	0%	6	12%	0	0%	37	71%	5	10%	4	8%	0	0%	0	0%	52	100%
13	0	0%	0	0%	0	0%	2	13%	0	0%	4	27%	7	47%	2	13%	0	0%	0	0%	15	100%
14	0	0%	0	0%	0	0%	0	0%	0	0%	0	0%	0	0%	0	0%	0	0%	0	0%	0	0%
15	0	0%	0	0%	0	0%	0	0%	0	0%	0	0%	0	0%	0	0%	0	0%	0	0%	0	0%
16	0	0%	0	0%	0	0%	0	0%	0	0%	0	0%	0	0%	0	0%	0	0%	0	0%	0	0%
17	14	3%	1	0%	0	0%	23	6%	109	26%	201	49%	15	4%	51	12%	0	0%	0	0%	414	100%
18	16	1%	2	0%	1	0%	103	6%	86	5%	1,202	76%	142	9%	33	2%	0	0%	0	0%	1,585	100%
19	1	0%	2	1%	0	0%	28	9%	0	0%	100	31%	174	54%	15	5%	0	0%	0	0%	320	100%
20	26	3%	9	1%	0	0%	68	8%	0	0%	564	65%	93	11%	94	11%	10	1%	2	0%	866	100%
21	10	2%	3	1%	0	0%	26	6%	0	0%	236	55%	83	19%	73	17%	0	0%	0	0%	431	100%
22	0	0%	0	0%	0	0%	4	80%	0	0%	1	20%	0	0%	0	0%	0	0%	0	0%	5	100%
STATE	118	2%	44	1%	3	0%	779	12%	302	5%	4,047	62%	750	12%	445	7%	10	0%	7	0%	6,505	100%

¹Client Risk Levels: Private Probation does not supervise sex offenders.

Note: Percentages may not total 100 percent because of rounding.

TABLE 65

FY 2014
Colorado Private Probation
Active DUI/DWAI Client Risk Levels on June 30, 2014

DUI/DWAI PRIVATE PROBATION																
Risk Levels:	New: w/in the first 30 days of supervision start date		Maximum		Medium		Minimum		Administrative		Community Corrections		Interstate		TOTAL DUI/DWAI PRIVATE PROBATION CLIENTS	
	DISTRICT	Number	%	Number	%	Number	%	Number	%	Number	%	Number	%	Number	%	Number
1	37	2%	16	1%	203	10%	1,738	86%	24	1%	1	0%	0	0%	2,018	100%
2	0	0%	0	0%	0	0%	0	0%	0	0%	0	0%	0	0%	0	0%
3	0	0%	0	0%	0	0%	0	0%	0	0%	0	0%	0	0%	0	0%
4	3	0%	0	0%	161	16%	745	75%	85	9%	1	0%	1	0%	995	100%
5	1	1%	0	0%	10	10%	88	85%	5	5%	0	0%	0	0%	104	100%
6	1	1%	0	0%	6	9%	61	90%	0	0%	0	0%	0	0%	68	100%
7	0	0%	0	0%	2	29%	5	71%	0	0%	0	0%	0	0%	7	100%
8	66	5%	2	0%	82	6%	1,061	83%	60	5%	0	0%	0	0%	1,271	100%
9	0	0%	0	0%	1	2%	45	92%	3	6%	0	0%	0	0%	49	100%
10	40	7%	3	1%	80	15%	406	74%	17	3%	0	0%	0	0%	546	100%
11	0	0%	0	0%	19	11%	145	83%	11	6%	0	0%	0	0%	175	100%
12	0	0%	1	1%	11	8%	113	85%	8	6%	0	0%	0	0%	133	100%
13	1	1%	1	1%	7	6%	106	91%	1	1%	0	0%	0	0%	116	100%
14	0	0%	0	0%	0	0%	0	0%	0	0%	0	0%	0	0%	0	0%
15	0	0%	0	0%	0	0%	0	0%	0	0%	0	0%	0	0%	0	0%
16	0	0%	0	0%	0	0%	0	0%	0	0%	0	0%	0	0%	0	0%
17	1	0%	2	0%	45	7%	478	79%	78	13%	0	0%	0	0%	604	100%
18	9	0%	4	0%	122	3%	3,422	94%	101	3%	0	0%	1	0%	3,659	100%
19	3	1%	1	0%	47	10%	401	85%	21	4%	0	0%	1	0%	473	100%
20	8	1%	42	3%	111	7%	1,204	81%	116	8%	0	0%	3	0%	1,484	100%
21	1	0%	1	0%	12	4%	248	85%	30	10%	0	0%	0	0%	292	100%
22	0	0%	1	2%	14	24%	39	66%	5	8%	0	0%	0	0%	59	100%
STATE	171	1%	74	1%	933	8%	10,305	85%	565	5%	2	0%	6	0%	12,053	100%

Note: Percentages may not total 100 percent because of rounding.

COLORADO PROBATION: REGULAR JUVENILE PROBATION



TABLE 66

FY 2014
Colorado State Juvenile Probation
Investigations

TYPE:	Sex Offender Investigations		Pre- Sentence Investigations		Updated Pre-Sentence Investigations		Intake Evaluations		Interstate Investigations to Colorado		Administrative Investigations (additional cases)		TOTAL INVESTIGATIONS	
	Number	%	Number	%	Number	%	Number	%	Number	%	Number	%	Number	%
1	12	13%	66	71%	0	0%	0	0%	0	0%	15	16%	93	100%
2J	32	9%	309	83%	0	0%	0	0%	5	1%	25	7%	371	100%
3	0	0%	7	78%	0	0%	0	0%	0	0%	2	22%	9	100%
4	53	13%	304	75%	1	0%	0	0%	17	4%	30	7%	405	100%
5	3	12%	13	50%	1	4%	0	0%	1	4%	8	31%	26	100%
6	2	14%	11	79%	0	0%	0	0%	0	0%	1	7%	14	100%
7	0	0%	36	71%	3	6%	2	4%	3	6%	7	14%	51	100%
8	14	7%	61	31%	4	2%	5	3%	9	5%	103	53%	196	100%
9	4	9%	35	74%	0	0%	6	13%	0	0%	2	4%	47	100%
10	3	100%	0	0%	0	0%	0	0%	0	0%	0	0%	3	100%
11	1	9%	5	45%	0	0%	0	0%	1	9%	4	36%	11	100%
12	0	0%	5	71%	0	0%	1	14%	0	0%	1	14%	7	100%
13	4	13%	19	61%	3	10%	0	0%	1	3%	4	13%	31	100%
14	0	0%	5	71%	0	0%	0	0%	1	14%	1	14%	7	100%
15	1	13%	6	75%	0	0%	0	0%	0	0%	1	13%	8	100%
16	2	10%	13	65%	0	0%	0	0%	0	0%	5	25%	20	100%
17	23	38%	27	44%	0	0%	0	0%	5	8%	6	10%	61	100%
18	33	43%	36	47%	0	0%	0	0%	1	1%	7	9%	77	100%
19	18	33%	14	26%	0	0%	0	0%	2	4%	20	37%	54	100%
20	0	0%	5	100%	0	0%	0	0%	0	0%	0	0%	5	100%
21	12	57%	2	10%	0	0%	0	0%	5	24%	2	10%	21	100%
22	1	13%	5	63%	0	0%	0	0%	0	0%	2	25%	8	100%
STATE	218	14%	984	65%	12	1%	14	1%	51	3%	246	16%	1,525	100%

Note: Percentages may not total 100 percent because of rounding

TABLE 67

FY 2014
Colorado State Juvenile Probation
New Clients by Offense Type

TYPE: DISTRICT	Felony		Misdemeanor		Petty Offense		Traffic		Other (offense coded without a law class)		TOTAL NEW CLIENTS	
	Number	%	Number	%	Number	%	Number	%	Number	%	Number	%
1	89	30%	153	51%	22	7%	0	0%	35	12%	299	100%
2J	153	47%	146	45%	3	1%	0	0%	26	8%	328	100%
3	5	26%	13	68%	1	5%	0	0%	0	0%	19	100%
4	92	24%	248	64%	8	2%	0	0%	38	10%	386	100%
5	15	22%	37	55%	5	7%	0	0%	10	15%	67	100%
6	2	13%	9	60%	0	0%	0	0%	4	27%	15	100%
7	8	17%	31	67%	0	0%	0	0%	7	15%	46	100%
8	33	13%	142	55%	30	12%	1	0%	52	20%	258	100%
9	27	45%	25	42%	0	0%	0	0%	8	13%	60	100%
10	20	16%	87	67%	6	5%	0	0%	16	12%	129	100%
11	8	14%	32	57%	4	7%	0	0%	12	21%	56	100%
12	6	23%	16	62%	1	4%	1	4%	2	8%	26	100%
13	16	24%	44	67%	1	2%	0	0%	5	8%	66	100%
14	4	25%	11	69%	1	6%	0	0%	0	0%	16	100%
15	8	33%	15	63%	0	0%	0	0%	1	4%	24	100%
16	7	35%	12	60%	0	0%	0	0%	1	5%	20	100%
17	113	35%	156	48%	9	3%	0	0%	48	15%	326	100%
18	191	34%	283	50%	34	6%	0	0%	60	11%	568	100%
19	56	13%	273	63%	60	14%	0	0%	42	10%	431	100%
20	21	13%	97	58%	10	6%	0	0%	38	23%	166	100%
21	40	28%	82	57%	2	1%	0	0%	19	13%	143	100%
22	1	11%	3	33%	0	0%	0	0%	5	56%	9	100%
STATE	915	26%	1,915	55%	197	6%	2	0%	429	12%	3,458	100%

Note: Percentages may not total 100 percent because of rounding.

TABLE 68

FY 2014
Colorado State Juvenile Probation
New Clients by Supervision Type

TYPE:	Probation		Probation Revoked and Resentenced		Deferred Adjudication		Diversion to be Supervised by Probation		Interstate Transfers to Colorado		Change of Venue		TOTAL NEW CLIENTS	
	Number	%	Number	%	Number	%	Number	%	Number	%	Number	%	Number	%
1	210	70%	8	3%	48	16%	1	0%	5	2%	27	9%	299	100%
2J	169	52%	8	2%	84	26%	0	0%	1	0%	66	20%	328	100%
3	10	53%	0	0%	7	37%	0	0%	0	0%	2	11%	19	100%
4	260	67%	4	1%	87	23%	0	0%	17	4%	18	5%	386	100%
5	51	76%	0	0%	9	13%	0	0%	1	1%	6	9%	67	100%
6	7	47%	0	0%	5	33%	0	0%	0	0%	3	20%	15	100%
7	14	30%	0	0%	23	50%	0	0%	3	7%	6	13%	46	100%
8	58	22%	1	0%	176	68%	1	0%	3	1%	19	7%	258	100%
9	18	30%	0	0%	34	57%	0	0%	3	5%	5	8%	60	100%
10	69	53%	1	1%	49	38%	0	0%	0	0%	10	8%	129	100%
11	19	34%	0	0%	33	59%	0	0%	0	0%	4	7%	56	100%
12	7	27%	1	4%	14	54%	0	0%	0	0%	4	15%	26	100%
13	25	38%	1	2%	30	45%	0	0%	1	2%	9	14%	66	100%
14	9	56%	0	0%	5	31%	0	0%	0	0%	2	13%	16	100%
15	8	33%	0	0%	12	50%	2	8%	0	0%	2	8%	24	100%
16	4	20%	1	5%	11	55%	0	0%	0	0%	4	20%	20	100%
17	143	44%	5	2%	116	36%	0	0%	3	1%	59	18%	326	100%
18	236	42%	2	0%	254	45%	0	0%	4	1%	72	13%	568	100%
19	220	51%	2	0%	188	44%	0	0%	4	1%	17	4%	431	100%
20	55	33%	0	0%	95	57%	0	0%	4	2%	12	7%	166	100%
21	85	59%	1	1%	37	26%	0	0%	5	3%	15	10%	143	100%
22	4	44%	0	0%	1	11%	1	11%	2	22%	1	11%	9	100%
STATE	1,681	49%	35	1%	1,318	38%	5	0%	56	2%	363	10%	3,458	100%

Note: Percentages may not total 100 percent because of rounding.

TABLE 69

FY 2014
Colorado State Juvenile Probation
New Clients by Gender

TYPE: DISTRICT	Female		Male		Unknown		TOTAL NEW CLIENTS	
	Number	%	Number	%	Number	%	Number	%
1	87	29%	212	71%	0	0%	299	100%
2J	61	19%	267	81%	0	0%	328	100%
3	5	26%	14	74%	0	0%	19	100%
4	103	27%	282	73%	1	0%	386	100%
5	12	18%	55	82%	0	0%	67	100%
6	4	27%	11	73%	0	0%	15	100%
7	9	20%	37	80%	0	0%	46	100%
8	65	25%	193	75%	0	0%	258	100%
9	14	23%	42	70%	4	7%	60	100%
10	36	28%	93	72%	0	0%	129	100%
11	9	16%	47	84%	0	0%	56	100%
12	10	38%	16	62%	0	0%	26	100%
13	15	23%	51	77%	0	0%	66	100%
14	4	25%	12	75%	0	0%	16	100%
15	3	13%	21	88%	0	0%	24	100%
16	3	15%	17	85%	0	0%	20	100%
17	63	19%	263	81%	0	0%	326	100%
18	131	23%	437	77%	0	0%	568	100%
19	144	33%	287	67%	0	0%	431	100%
20	34	20%	132	80%	0	0%	166	100%
21	41	29%	102	71%	0	0%	143	100%
22	3	33%	6	67%	0	0%	9	100%
STATE	856	25%	2,597	75%	5	0%	3,458	100%

Note: Percentages may not total 100 percent because of rounding.

TABLE 70

FY 2014
Colorado State Juvenile Probation
New Clients by Age

TYPE: DISTRICT	10-14 Years		15 Years		16 Years		17 Years		18+ Years ¹		Unknown		TOTAL NEW CLIENTS	
	Number	%	Number	%	Number	%	Number	%	Number	%	Number	%	Number	%
1	58	19%	63	21%	53	18%	76	25%	49	16%	0	0%	299	100%
2J	84	26%	57	17%	73	22%	57	17%	57	17%	0	0%	328	100%
3	8	42%	3	16%	4	21%	4	21%	0	0%	0	0%	19	100%
4	82	21%	59	15%	80	21%	89	23%	76	20%	0	0%	386	100%
5	27	40%	13	19%	5	7%	16	24%	6	9%	0	0%	67	100%
6	3	20%	3	20%	1	7%	6	40%	2	13%	0	0%	15	100%
7	6	13%	9	20%	8	17%	16	35%	7	15%	0	0%	46	100%
8	69	27%	45	17%	50	19%	67	26%	27	10%	0	0%	258	100%
9	17	28%	11	18%	7	12%	15	25%	10	17%	0	0%	60	100%
10	26	20%	27	21%	33	26%	29	22%	14	11%	0	0%	129	100%
11	13	23%	11	20%	12	21%	14	25%	6	11%	0	0%	56	100%
12	5	19%	5	19%	6	23%	6	23%	4	15%	0	0%	26	100%
13	19	29%	8	12%	11	17%	17	26%	11	17%	0	0%	66	100%
14	3	19%	2	13%	4	25%	3	19%	4	25%	0	0%	16	100%
15	7	29%	5	21%	3	13%	5	21%	4	17%	0	0%	24	100%
16	1	5%	4	20%	2	10%	8	40%	5	25%	0	0%	20	100%
17	53	16%	58	18%	59	18%	84	26%	72	22%	0	0%	326	100%
18	85	15%	103	18%	130	23%	152	27%	98	17%	0	0%	568	100%
19	133	31%	77	18%	107	25%	89	21%	25	6%	0	0%	431	100%
20	46	28%	32	19%	35	21%	42	25%	11	7%	0	0%	166	100%
21	28	20%	19	13%	37	26%	32	22%	27	19%	0	0%	143	100%
22	1	11%	1	11%	1	11%	5	56%	1	11%	0	0%	9	100%
STATE	774	22%	615	18%	721	21%	832	24%	516	15%	0	0%	3,458	100%

¹18+ Years: Youth in this category committed their crime while still under the age of 18 but were new to probation after they turned 18.

Note: Percentages may not total 100 percent because of rounding.

TABLE 71

FY 2014
Colorado State Juvenile Probation
New Clients by Ethnic Group¹

TYPE: DISTRICT	Caucasian		African American		Asian		Hispanic		Native American		Other		TOTAL NEW CLIENTS	
	Number	%	Number	%	Asian	%	Number	%	Number	%	Number	%	Number	%
1	209	70%	24	8%	2	1%	60	20%	3	1%	1	0%	299	100%
2J	96	29%	104	32%	0	0%	117	36%	5	2%	6	2%	328	100%
3	14	74%	0	0%	0	0%	4	21%	0	0%	1	5%	19	100%
4	227	59%	82	21%	6	2%	40	10%	1	0%	30	8%	386	100%
5	45	67%	3	4%	0	0%	13	19%	0	0%	6	9%	67	100%
6	10	67%	0	0%	0	0%	1	7%	3	20%	1	7%	15	100%
7	43	93%	0	0%	0	0%	2	4%	0	0%	1	2%	46	100%
8	217	84%	16	6%	1	0%	21	8%	2	1%	1	0%	258	100%
9	40	67%	0	0%	0	0%	13	22%	1	2%	6	10%	60	100%
10	63	49%	7	5%	0	0%	53	41%	1	1%	5	4%	129	100%
11	50	89%	1	2%	0	0%	2	4%	0	0%	3	5%	56	100%
12	21	81%	0	0%	0	0%	4	15%	1	4%	0	0%	26	100%
13	53	80%	1	2%	0	0%	11	17%	0	0%	1	2%	66	100%
14	14	88%	0	0%	0	0%	1	6%	0	0%	1	6%	16	100%
15	19	79%	0	0%	0	0%	3	13%	2	8%	0	0%	24	100%
16	17	85%	0	0%	0	0%	2	10%	1	5%	0	0%	20	100%
17	242	74%	36	11%	2	1%	41	13%	0	0%	5	2%	326	100%
18	310	55%	142	25%	10	2%	83	15%	5	1%	18	3%	568	100%
19	351	81%	8	2%	0	0%	69	16%	0	0%	3	1%	431	100%
20	117	70%	5	3%	1	1%	36	22%	2	1%	5	3%	166	100%
21	109	76%	1	1%	1	1%	25	17%	1	1%	6	4%	143	100%
22	6	67%	0	0%	0	0%	0	0%	2	22%	1	11%	9	100%
STATE	2,273	66%	430	12%	23	1%	601	17%	30	1%	101	3%	3,458	100%

¹ Ethnic Group: This information is entered by court staff from information provided in the summons, affidavit, arrest report or complaint filed by the district attorney.
Note: Percentages may not total 100 percent because of rounding.

TABLE 72

FY 2014
Colorado State Juvenile Probation
Successful/Unsuccessful Terminations

TYPE:	SUCCESSFUL TERMINATIONS		UNSUCCESSFUL TERMINATIONS				TOTAL TERMINATIONS	
	Successful		Revoked		Absconded			
DISTRICT	Number	%	Number	%	Number	%	Number	%
1	195	69%	74	26%	14	5%	283	100%
2J	227	68%	80	24%	25	8%	332	100%
3	15	79%	3	16%	1	5%	19	100%
4	256	69%	85	23%	32	9%	373	100%
5	37	71%	11	21%	4	8%	52	100%
6	24	73%	8	24%	1	3%	33	100%
7	41	84%	7	14%	1	2%	49	100%
8	222	83%	43	16%	4	1%	269	100%
9	23	58%	17	43%	0	0%	40	100%
10	60	69%	22	25%	5	6%	87	100%
11	42	81%	10	19%	0	0%	52	100%
12	29	73%	11	28%	0	0%	40	100%
13	60	81%	13	18%	1	1%	74	100%
14	21	75%	7	25%	0	0%	28	100%
15	21	88%	3	13%	0	0%	24	100%
16	16	59%	10	37%	1	4%	27	100%
17	202	72%	62	22%	15	5%	279	100%
18	299	70%	109	25%	22	5%	430	100%
19	283	73%	91	24%	12	3%	386	100%
20	146	90%	10	6%	6	4%	162	100%
21	72	75%	22	23%	2	2%	96	100%
22	11	65%	3	18%	3	18%	17	100%
STATE	2,302	73%	701	22%	149	5%	3,152	100%

Key: *Successful Terminations*: This column includes those probationers supervised by the state who terminated successfully.
Unsuccessful Terminations: This column includes those probationers who were revoked or absconded. A revocation is defined as a termination from probation supervision for a technical violation, new misdemeanor, or new felony. Absconded refers to probationers who become fugitives and are no longer compliant with probation supervision.
Total Terminations: This table includes: successful, revocations and absconders from probation supervision. Additional types of juvenile probation closures are included in Table 73.

Note: Percentages may not total 100 percent because of rounding.

TABLE 73

FY 2014
Colorado State Juvenile Probation
All Probation Supervision Closure Types

TYPE:	Successful		Revoked		Absconded		Community Corrections Discharge		Deported		Death		Administrative Closure		TOTAL CLOSURES		Change of Venue ¹	
	DISTRICT	Number	%	Number	%	Number	%	Number	%	Number	%	Number	%	Number	%	Number	%	Number
1	195	69%	74	26%	14	5%	0	0%	0	0%	0	0%	0	0%	283	100%	90	1
2J	227	68%	80	24%	25	7%	0	0%	0	0%	1	0%	1	0%	334	100%	39	2J
3	15	79%	3	16%	1	5%	0	0%	0	0%	0	0%	0	0%	19	100%	2	3
4	256	68%	85	22%	32	8%	0	0%	0	0%	3	1%	2	1%	378	100%	19	4
5	37	71%	11	21%	4	8%	0	0%	0	0%	0	0%	0	0%	52	100%	4	5
6	24	73%	8	24%	1	3%	0	0%	0	0%	0	0%	0	0%	33	100%	1	6
7	41	84%	7	14%	1	2%	0	0%	0	0%	0	0%	0	0%	49	100%	4	7
8	222	82%	43	16%	4	1%	0	0%	0	0%	0	0%	1	0%	270	100%	11	8
9	23	58%	17	43%	0	0%	0	0%	0	0%	0	0%	0	0%	40	100%	6	9
10	60	69%	22	25%	5	6%	0	0%	0	0%	0	0%	0	0%	87	100%	17	10
11	42	81%	10	19%	0	0%	0	0%	0	0%	0	0%	0	0%	52	100%	9	11
12	29	73%	11	28%	0	0%	0	0%	0	0%	0	0%	0	0%	40	100%	3	12
13	60	81%	13	18%	1	1%	0	0%	0	0%	0	0%	0	0%	74	100%	13	13
14	21	75%	7	25%	0	0%	0	0%	0	0%	0	0%	0	0%	28	100%	3	14
15	21	88%	3	13%	0	0%	0	0%	0	0%	0	0%	0	0%	24	100%	1	15
16	16	59%	10	37%	1	4%	0	0%	0	0%	0	0%	0	0%	27	100%	2	16
17	202	72%	62	22%	15	5%	0	0%	0	0%	1	0%	0	0%	280	100%	49	17
18	299	70%	109	25%	22	5%	0	0%	0	0%	0	0%	0	0%	430	100%	88	18
19	283	73%	91	24%	12	3%	0	0%	0	0%	1	0%	0	0%	387	100%	40	19
20	146	90%	10	6%	6	4%	0	0%	0	0%	1	1%	0	0%	163	100%	3	20
21	72	75%	22	23%	2	2%	0	0%	0	0%	0	0%	0	0%	96	100%	7	21
22	11	65%	3	18%	3	18%	0	0%	0	0%	0	0%	0	0%	17	100%	2	22
STATE	2,302	73%	701	22%	149	5%	0	0%	0	0%	7	0%	4	0%	3,163	100%	413	STATE

¹**Change of Venue:** Beginning in FY2008 changes of venue were removed from "Total Closures" because they are accounted for within the existing closure categories. They are reported separately to track the changes of venue between courts and probation.

Note: Percentages may not total 100 percent because of rounding.

TABLE 74

FY 2014
Colorado State Juvenile Probation
Type of Revocation

TYPE: DISTRICT	New Felony		New Misdemeanor		Technical		TOTAL REVOCATIONS	
	Number	%	Number	%	Number	%	Number	%
1	8	11%	5	7%	61	82%	74	100%
2J	16	20%	8	10%	56	70%	80	100%
3	0	0%	0	0%	3	100%	3	100%
4	22	26%	11	13%	52	61%	85	100%
5	0	0%	1	9%	10	91%	11	100%
6	0	0%	1	13%	7	88%	8	100%
7	0	0%	1	14%	6	86%	7	100%
8	3	7%	14	33%	26	60%	43	100%
9	2	12%	3	18%	12	71%	17	100%
10	3	14%	4	18%	15	68%	22	100%
11	1	10%	2	20%	7	70%	10	100%
12	1	9%	0	0%	10	91%	11	100%
13	1	8%	7	54%	5	38%	13	100%
14	1	14%	2	29%	4	57%	7	100%
15	0	0%	1	33%	2	67%	3	100%
16	0	0%	1	10%	9	90%	10	100%
17	4	6%	17	27%	41	66%	62	100%
18	8	7%	36	33%	65	60%	109	100%
19	14	15%	28	31%	49	54%	91	100%
20	2	20%	1	10%	7	70%	10	100%
21	6	27%	2	9%	14	64%	22	100%
22	0	0%	0	0%	3	100%	3	100%
STATE	92	13%	145	21%	464	66%	701	100%

Key:

- New Felony:* Includes revocations for a new felony offense committed while on probation supervision.
- New Misdemeanor:* Includes revocations for a new misdemeanor offense committed while on probation supervision.
- Technical:* Includes revocations for technical probation supervision violations (e.g. drug use, non-compliance).
- Total Revocations:* Total includes all felony, misdemeanor, and technical violations resulting in a revocation from probation.

Note: Percentages may not total 100 percent because of rounding.

TABLE 75

FY 2014
Colorado State Juvenile Probation
Length of Stay

TYPE:		0-3 months		4-6 months		7-12 months		13-18 months		19-24 months		25 + months		TOTAL CLOSURES	
DISTRICT	Number	%	Number	%	Number	%	Number	%	Number	%	Number	%	Number	%	
1	56	20%	24	8%	67	24%	48	17%	43	15%	45	16%	283	100%	
2J	22	7%	25	7%	86	26%	87	26%	56	17%	58	17%	334	100%	
3	2	11%	5	26%	8	42%	1	5%	0	0%	3	16%	19	100%	
4	22	6%	36	10%	124	33%	69	18%	68	18%	59	16%	378	100%	
5	6	12%	10	19%	23	44%	6	12%	3	6%	4	8%	52	100%	
6	2	6%	7	21%	7	21%	9	27%	4	12%	4	12%	33	100%	
7	3	6%	5	10%	18	37%	13	27%	7	14%	3	6%	49	100%	
8	20	7%	67	25%	83	31%	58	21%	23	9%	19	7%	270	100%	
9	4	10%	7	18%	17	43%	5	13%	7	18%	0	0%	40	100%	
10	9	10%	15	17%	36	41%	14	16%	8	9%	5	6%	87	100%	
11	7	13%	3	6%	14	27%	8	15%	8	15%	12	23%	52	100%	
12	2	5%	5	13%	14	35%	13	33%	3	8%	3	8%	40	100%	
13	5	7%	8	11%	31	42%	10	14%	10	14%	10	14%	74	100%	
14	2	7%	3	11%	5	18%	7	25%	5	18%	6	21%	28	100%	
15	1	4%	1	4%	9	38%	3	13%	4	17%	6	25%	24	100%	
16	0	0%	2	7%	8	30%	4	15%	5	19%	8	30%	27	100%	
17	30	11%	23	8%	94	34%	58	21%	41	15%	34	12%	280	100%	
18	49	11%	44	10%	147	34%	63	15%	62	14%	65	15%	430	100%	
19	26	7%	94	24%	138	36%	46	12%	38	10%	45	12%	387	100%	
20	11	7%	58	36%	49	30%	24	15%	17	10%	4	2%	163	100%	
21	9	9%	21	22%	33	34%	11	11%	11	11%	11	11%	96	100%	
22	1	6%	2	12%	8	47%	2	12%	3	18%	1	6%	17	100%	
STATE	289	9%	465	15%	1,019	32%	559	18%	426	13%	405	13%	3,163	100%	

Note: Percentages may not total 100 percent because of rounding.

TABLE 76

FY 2014
Colorado State Juvenile Probation
Active Client Risk Levels on June 30, 2014

Risk Levels:	New: w/in the first 30 days of supervision start date	Maximum		Medium		Minimum		Administrative						TOTAL STATE JUVENILE CLIENTS										
		Reg Max	SO Max ¹	Reg Med	SO Med ¹	Reg Min	SO Min ¹	Reg Admin	SO Admin ¹	Community Corrections	Interstate Transfer to Another State													
		Number %	Number %	Number %	Number %	Number %	Number %	Number %	Number %	Number %	Number %	Number %	Number %	Number %										
1	17	5%	38	12%	11	3%	111	34%	46	14%	42	13%	0	0%	55	17%	0	0%	1	0%	3	1%	324	100%
2J	4	1%	140	29%	2	0%	146	30%	49	10%	64	13%	16	3%	62	13%	0	0%	0	0%	0	0%	483	100%
3	1	5%	2	10%	0	0%	8	38%	0	0%	7	33%	0	0%	2	10%	0	0%	0	0%	1	5%	21	100%
4	4	1%	71	13%	26	5%	168	31%	38	7%	124	23%	18	3%	49	9%	0	0%	2	0%	34	6%	534	100%
5	5	7%	11	15%	0	0%	18	24%	1	1%	30	40%	3	4%	7	9%	0	0%	0	0%	0	0%	75	100%
6	0	0%	3	11%	0	0%	7	25%	1	4%	12	43%	0	0%	3	11%	0	0%	1	4%	1	4%	28	100%
7	0	0%	18	26%	1	1%	7	10%	1	1%	35	50%	2	3%	2	3%	0	0%	0	0%	4	6%	70	100%
8	13	5%	83	33%	15	6%	75	30%	5	2%	34	13%	2	1%	24	9%	0	0%	1	0%	1	0%	253	100%
9	0	0%	11	21%	0	0%	9	17%	3	6%	19	36%	5	9%	4	8%	0	0%	1	2%	1	2%	53	100%
10	6	4%	19	13%	1	1%	49	35%	0	0%	37	26%	0	0%	26	18%	0	0%	2	1%	1	1%	141	100%
11	3	4%	5	7%	2	3%	15	22%	8	12%	18	26%	0	0%	15	22%	0	0%	0	0%	3	4%	69	100%
12	0	0%	7	18%	1	3%	6	16%	2	5%	12	32%	0	0%	10	26%	0	0%	0	0%	0	0%	38	100%
13	5	5%	11	12%	1	1%	22	23%	5	5%	26	28%	3	3%	7	7%	4	4%	2	2%	8	9%	94	100%
14	0	0%	11	28%	1	3%	7	18%	0	0%	9	23%	0	0%	9	23%	0	0%	1	3%	1	3%	39	100%
15	1	4%	4	16%	0	0%	6	24%	0	0%	9	36%	1	4%	4	16%	0	0%	0	0%	0	0%	25	100%
16	0	0%	7	18%	1	3%	8	20%	1	3%	13	33%	1	3%	7	18%	0	0%	0	0%	2	5%	40	100%
17	11	3%	31	9%	9	3%	92	27%	26	8%	91	26%	13	4%	56	16%	10	3%	1	0%	5	1%	345	100%
18	26	4%	74	11%	13	2%	184	28%	38	6%	208	32%	4	1%	82	12%	0	0%	1	0%	28	4%	658	100%
19	9	2%	33	7%	0	0%	128	29%	14	3%	176	39%	10	2%	69	15%	4	1%	0	0%	3	1%	446	100%
20	12	8%	35	23%	0	0%	29	19%	8	5%	42	28%	4	3%	13	9%	0	0%	2	1%	4	3%	149	100%
21	6	4%	23	14%	1	1%	28	17%	8	5%	54	33%	3	2%	38	23%	0	0%	1	1%	1	1%	163	100%
22	3	23%	2	15%	0	0%	3	23%	0	0%	3	23%	0	0%	2	15%	0	0%	0	0%	0	0%	13	100%
STATE	126	3%	639	16%	85	2%	1,126	28%	254	6%	1,065	26%	85	2%	546	13%	18	0%	16	0%	101	2%	4,061	100%

¹This chart does not include Juvenile Sex Offenders who have been placed on Juvenile Intensive Supervision Probation (JISP). Colorado does not currently have a Sex Offender Intensive Supervision Program (SOISP) for juvenile.
Note: Percentages may not total 100 percent because of rounding.

**COLORADO PROBATION:
ADULT INTENSIVE SUPERVISION
PROBATION (AISP)/LIMIT SETTER
INTENSIVE PROBATION (LSIP)**



TABLE 77

FY 2014
Colorado State Probation Intensive Programs
Adult Intensive Supervision Probation (AISP)/ Limit Setter Intensive Probation (LSIP) ¹
New Clients by Order Type

DISTRICT	Direct Sentence		Transfer from Regular Probation		Courtesy Transfer from other Colorado Probation Districts		Interstate Transfers to Colorado		Total New Clients	
	Number	%	Number	%	Number	%	Number	%	Number	%
1	68	50%	51	38%	16	12%	0	0%	135	100%
2	120	64%	53	28%	13	7%	1	1%	187	100%
3	2	50%	2	50%	0	0%	0	0%	4	100%
4	45	43%	52	50%	7	7%	0	0%	104	100%
5	1	25%	1	25%	2	50%	0	0%	4	100%
6	0	0%	5	100%	0	0%	0	0%	5	100%
7	1	50%	0	0%	1	50%	0	0%	2	100%
8	46	39%	67	56%	4	3%	2	2%	119	100%
9	1	33%	1	33%	1	33%	0	0%	3	100%
10	4	33%	7	58%	1	8%	0	0%	12	100%
11	0	0%	3	100%	0	0%	0	0%	3	100%
12	10	48%	9	43%	2	10%	0	0%	21	100%
13	15	63%	6	25%	3	13%	0	0%	24	100%
14	2	50%	1	25%	1	25%	0	0%	4	100%
15	0	0%	0	0%	0	0%	0	0%	0	0%
16	0	0%	1	50%	1	50%	0	0%	2	100%
17	108	46%	114	49%	13	6%	0	0%	235	100%
18	14	19%	34	47%	22	31%	2	3%	72	100%
19	26	38%	32	46%	11	16%	0	0%	69	100%
20	8	22%	26	70%	3	8%	0	0%	37	100%
21	15	43%	19	54%	1	3%	0	0%	35	100%
22	0	0%	0	0%	0	0%	0	0%	0	0%
TOTAL	486	45%	484	45%	102	9%	5	0%	1,077	100%

¹**Adult Intensive Supervision (AISP/LSIP):** FY 2014 AISP contains both AISP and Limit Setter-Intensive Probation (LSIP) clients. On October 1, 2013, LSIP replaces AISP as a sentencing option. LSIP was created as a community based supervision program designed for higher risk probationers.

Note: Percentages may not total 100 percent because of rounding.

TABLE 78

FY 2014
Colorado State Probation Intensive Programs
Adult Intensive Supervision Probation (AISP)/Limit Setter Intensive Probation (LSIP)¹
Successful/Unsuccessful Terminations

TYPE:	SUCCESSFUL TERMINATIONS		UNSUCCESSFUL TERMINATIONS				TOTAL TERMINATIONS	
	Successful		Revoked		Absconded			
DISTRICT	Number	%	Number	%	Number	%	Number	%
1	100	57%	53	30%	23	13%	176	100%
2	117	52%	72	32%	35	16%	224	100%
3	5	63%	3	38%	0	0%	8	100%
4	50	52%	34	35%	13	13%	97	100%
5	5	83%	0	0%	1	17%	6	100%
6	4	80%	1	20%	0	0%	5	100%
7	0	0%	0	0%	0	0%	0	0%
8	99	76%	17	13%	15	11%	131	100%
9	1	50%	1	50%	0	0%	2	100%
10	23	66%	11	31%	1	3%	35	100%
11	5	100%	0	0%	0	0%	5	100%
12	10	63%	4	25%	2	13%	16	100%
13	17	74%	4	17%	2	9%	23	100%
14	2	100%	0	0%	0	0%	2	100%
15	0	0%	0	0%	0	0%	0	0%
16	1	50%	1	50%	0	0%	2	100%
17	96	65%	27	18%	24	16%	147	100%
18	41	63%	20	31%	4	6%	65	100%
19	25	52%	21	44%	2	4%	48	100%
20	33	75%	7	16%	4	9%	44	100%
21	22	71%	7	23%	2	6%	31	100%
22	1	100%	0	0%	0	0%	1	100%
STATE	657	62%	283	26%	128	12%	1,068	100%

Key: **Successful Terminations:** This column includes those probationers that have terminated from probation while on ISP probation or transitioned to regular supervision probation.

Unsuccessful Terminations: This column includes AISP probationers who were revoked or absconded. A revocation is defined as a termination from AISP for a technical violation, new misdemeanor, or new felony offense. A revocation to Community Corrections is NOT included in this section because these probationers are still under the supervision and jurisdiction of probation. Absconded refers to probationers who become fugitives and are no longer compliant with probation supervision.

Total Terminations: This table includes: revocations, absconders and successful terminations from probation supervision.

Additional types of of AISP discharges are included in Table 79.

¹**Adult Intensive Supervision (AISP/LSIP):** FY 2014 AISP contains both AISP and Limit Setter-Intensive Probation (LSIP) clients. On October 1, 2013, LSIP replaces AISP as a sentencing option. LSIP was created as a community based supervision program designed for higher risk probationers.

Note: Percentages may not total 100 percent because of rounding.

TABLE 79

FY 2014
Colorado State Probation Intensive Programs
Adult Intensive Supervision Probation (AISP)/Limit Setter Intensive Probation (LSIP)¹
Discharges

DISTRICT	Successful: Transfer to Regular Probation		Successful: Completed Program no longer on Probation		Absconded		Re-Sentenced to Community Corrections		Revoked		Deported		Death		Administrative Closure		Transfer to Another Specialized Program		Total Discharges		Courtesy Transfers ²	
	Number	%	Number	%	Number	%	Number	%	Number	%	#	%	#	%	Number	%	Number	%	Number	%	Number	District
1	90	40%	10	4%	23	10%	44	19%	53	23%	0	0%	1	0%	1	0%	4	2%	226	100%	2	1
2	110	41%	7	3%	35	13%	38	14%	72	27%	3	1%	0	0%	1	0%	0	0%	266	100%	3	2
3	4	33%	1	8%	0	0%	3	25%	3	25%	0	0%	0	0%	1	0%	0	0%	12	92%	0	3
4	45	34%	5	4%	13	10%	35	26%	34	25%	0	0%	1	1%	1	1%	0	0%	134	100%	0	4
5	2	25%	3	38%	1	13%	2	25%	0	0%	0	0%	0	0%	0	0%	0	0%	8	100%	0	5
6	4	80%	0	0%	0	0%	0	0%	1	20%	0	0%	0	0%	0	0%	0	0%	5	100%	0	6
7	0	0%	0	0%	0	0%	0	0%	0	0%	0	0%	0	0%	0	0%	0	0%	0	0%	0	7
8	90	53%	9	5%	15	9%	39	23%	17	10%	0	0%	1	1%	0	0%	0	0%	171	100%	3	8
9	1	50%	0	0%	0	0%	0	0%	1	50%	0	0%	0	0%	0	0%	0	0%	2	100%	0	9
10	22	55%	1	3%	1	3%	3	8%	11	28%	0	0%	1	3%	0	0%	1	3%	40	100%	0	10
11	5	100%	0	0%	0	0%	0	0%	0	0%	0	0%	0	0%	0	0%	0	0%	5	100%	0	11
12	10	45%	0	0%	2	9%	5	23%	4	18%	0	0%	1	5%	0	0%	0	0%	22	100%	0	12
13	16	50%	1	3%	2	6%	7	22%	4	13%	0	0%	0	0%	0	0%	2	6%	32	100%	0	13
14	2	100%	0	0%	0	0%	0	0%	0	0%	0	0%	0	0%	0	0%	0	0%	2	100%	0	14
15	0	0%	0	0%	0	0%	0	0%	0	0%	0	0%	0	0%	0	0%	0	0%	0	0%	0	15
16	0	0%	1	50%	0	0%	0	0%	1	50%	0	0%	0	0%	0	0%	0	0%	2	100%	0	16
17	88	37%	8	3%	24	10%	80	34%	27	11%	1	0%	1	0%	5	2%	4	2%	238	100%	2	17
18	35	38%	6	6%	4	4%	28	30%	20	22%	0	0%	0	0%	0	0%	0	0%	93	100%	1	18
19	25	36%	0	0%	2	3%	20	29%	21	30%	0	0%	0	0%	0	0%	1	1%	69	100%	0	19
20	29	58%	4	8%	4	8%	2	4%	7	14%	0	0%	0	0%	0	0%	4	8%	50	100%	0	20
21	20	48%	2	5%	2	5%	11	26%	7	17%	0	0%	0	0%	0	0%	0	0%	42	100%	1	21
22	0	0%	1	100%	0	0%	0	0%	0	0%	0	0%	0	0%	0	0%	0	0%	1	100%	0	22
TOTAL	598	42%	59	4%	128	9%	317	22%	283	20%	4	0%	6	0%	9	1%	16	1%	1,420	100%	12	STATE

¹**Adult Intensive Supervision (AISP/LSIP):** FY 2014 AISP contains both AISP and Limit Setter-Intensive Probation (LSIP) clients. On October 1, 2013, LSIP replaces AISP as a sentencing option. LSIP was created as a community based supervision program designed for higher risk probationers.

²**Courtesy Transfers:** Beginning in FY 2008 courtesy transfers were removed from "Total Discharges" because they are accounted for within the existing discharge categories. They are reported separately to track the cases transferred between districts.

Note: Percentages may not total 100 percent because of rounding.

TABLE 80

FY 2014
Colorado State Probation Intensive Programs
Adult Intensive Supervision Probation (AISP)/Limit Setter Intensive Probation (LSIP)¹
Type of Revocation

DISTRICT	Revoked: New Felony		Revoked: New Misdemeanor		Revoked: Technical		Total Revocations	
	Number	%	Number	%	Number	%	Number	%
1	13	25%	10	19%	30	57%	53	100%
2	20	28%	12	17%	40	56%	72	100%
3	1	33%	2	67%	0	0%	3	100%
4	17	50%	3	9%	14	41%	34	100%
5	0	0%	0	0%	0	0%	0	0%
6	0	0%	0	0%	1	100%	1	100%
7	0	0%	0	0%	0	0%	0	0%
8	4	24%	1	6%	12	71%	17	100%
9	0	0%	0	0%	1	100%	1	100%
10	1	9%	0	0%	10	91%	11	100%
11	0	0%	0	0%	0	0%	0	0%
12	0	0%	0	0%	4	100%	4	100%
13	1	25%	2	50%	1	25%	4	100%
14	0	0%	0	0%	0	0%	0	100%
15	0	0%	0	0%	0	0%	0	0%
16	0	0%	0	0%	1	100%	1	100%
17	8	30%	8	30%	11	41%	27	100%
18	3	15%	0	0%	17	85%	20	100%
19	9	43%	2	10%	10	48%	21	100%
20	5	71%	0	0%	2	29%	7	100%
21	4	57%	1	14%	2	29%	7	100%
22	0	0%	0	0%	0	0%	0	0%
TOTAL	86	30%	41	14%	156	55%	283	100%

Key: *New Felony*: Includes revocations for a new felony offense committed while on probation supervision.
New Misdemeanor: Includes revocations for a new misdemeanor offense committed while on probation supervision.
Technical: Includes revocations for technical probation supervision violations (e.g. drug use, non-compliance).
Total Revocations: Total includes all felony, misdemeanor, and technical violations resulting in a revocation from probation

¹**Adult Intensive Supervision (AISP/LSIP)**: FY 2014 AISP contains both AISP and Limit Setter-Intensive Probation (LSIP) clients. On October 1, 2013, LSIP replaces AISP as a sentencing option. LSIP was created as a community based supervision program designed for higher risk probationers.

Note: Percentages may not total 100 percent because of rounding.

**COLORADO PROBATION:
SEX OFFENDER INTENSIVE SUPERVISION
PROBATION (SOISP)**



TABLE 81

FY 2014
Colorado State Probation Intensive Programs
Sex Offender Intensive Supervision Probation (SOISP)
New Clients by Order Type

DISTRICT	Direct Sentence		Courtesy Transfer from other Colorado Probation Districts		Interstate Transfers to Colorado		Total New Clients	
	Number	%	Number	%	Number	%	Number	%
1	39	98%	1	3%	0	0%	40	100%
2	63	98%	1	2%	0	0%	64	100%
3	1	100%	0	0%	0	0%	1	100%
4	60	94%	4	6%	0	0%	64	100%
5	3	100%	0	0%	0	0%	3	100%
6	6	100%	0	0%	0	0%	6	100%
7	0	0%	1	100%	0	0%	1	100%
8	31	89%	3	9%	1	3%	35	100%
9	7	100%	0	0%	0	0%	7	100%
10	4	80%	1	20%	0	0%	5	100%
11	1	100%	0	0%	0	0%	1	100%
12	1	100%	0	0%	0	0%	1	100%
13	6	100%	0	0%	0	0%	6	100%
14	1	100%	0	0%	0	0%	1	100%
15	0	0%	0	0%	0	0%	0	0%
16	1	50%	1	50%	0	0%	2	100%
17	32	76%	10	24%	0	0%	42	100%
18	51	91%	3	5%	2	4%	56	100%
19	13	68%	5	26%	1	5%	19	100%
20	7	78%	2	22%	0	0%	9	100%
21	11	79%	3	21%	0	0%	14	100%
22	0	0%	0	0%	0	0%	0	0%
TOTAL	338	90%	35	9%	4	1%	377	100%

Note: Percentages may not total 100 percent because of rounding.

FY 2014
Colorado State Probation Intensive Programs
Sex Offender Intensive Supervision Program (SOISP)
Successful/Unsuccessful Terminations

Note: Approximately one-half of the SOISP probationers are serving indeterminate sentences (minimum of 10 years). Therefore, it is important to consider terminations within the context of the active SOISP caseload. Many more probationers are being successfully supervised (1,379) on SOISP than are terminating unsuccessfully (145) as reflected below in the 6/30/2014 active caseload and termination table.

Sex Offender Intensive Supervision Program (SOISP) Active as of 6/30/2014 ¹		SUCCESSFUL TERMINATIONS		UNSUCCESSFUL TERMINATIONS				TOTAL TERMINATIONS	
		TYPE:		Revoked		Absconded			
DISTRICT	Number	Successful		Number	%	Number	%	Number	%
1	123	29	69%	12	29%	1	2%	42	100%
2	163	8	20%	29	73%	3	8%	40	100%
3	2	0	0%	0	0%	0	0%	0	0%
4	226	20	41%	25	51%	4	8%	49	100%
5	7	1	50%	1	50%	0	0%	2	100%
6	39	0	0%	0	0%	0	0%	0	0%
7	8	2	100%	0	0%	0	0%	2	100%
8	133	2	15%	10	77%	1	8%	13	100%
9	14	0	0%	1	100%	0	0%	1	100%
10	43	4	57%	3	43%	0	0%	7	100%
11	27	1	17%	5	83%	0	0%	6	100%
12	10	1	100%	0	0%	0	0%	1	100%
13	30	4	67%	2	33%	0	0%	6	100%
14	5	0	0%	0	0%	0	0%	0	0%
15	0	0	0%	0	0%	0	0%	0	0%
16	11	0	0%	0	0%	0	0%	0	0%
17	112	22	85%	3	12%	1	4%	26	100%
18	262	23	42%	29	53%	3	5%	55	100%
19	65	4	31%	9	69%	0	0%	13	100%
20	39	3	75%	0	0%	1	25%	4	100%
21	56	5	71%	2	29%	0	0%	7	100%
22	4	2	100%	0	0%	0	0%	2	100%
STATE	1,379	131	47%	131	47%	14	5%	276	100%

Key: *Successful Termination:* This column includes those probationers that terminated from probation while on SOISP or transitioned to regular supervision probation.
Unsuccessful Terminations: These columns include SOISP probationers who were revoked or absconded. A revocation is defined as a termination from SOISP for a technical violation, new misdemeanor, or new felony offense.
 A revocation to Community Corrections is NOT included in this section. These probationers are not included on this table as they are still under the supervision and jurisdiction of probation.
 Absconded refers to probationers who become fugitives and are no longer compliant with probation supervision.

Total Terminations: In this table only, the total terminations include: revocations, absconders and successful terminations from probation supervision. Additional types of SOISP discharges are included in Table 83.

¹Sex Offender Intensive Supervision Probation: The Non-SOISP sex offender population is included in Regular Adult Probation.

Note: Percentages may not total 100 percent because of rounding.

TABLE 83

FY 2014
Colorado State Probation Intensive Programs
Sex Offender Intensive Supervision Probation (SOISP)
Discharges

DISTRICT	Successful: Transfer to Regular Probation		Successful: Completed Program no longer on Probation		Absconded		Re-Sentenced to: Community Corrections		Revoked		Deported		Death		Administrative Closure		Transfer to Another Specialized Program		Total Discharges		Courtesy Transfers ¹	
	Number	%	Number	%	Number	%	Number	%	Number	%	#	%	#	%	Number	%	Number	%	Number	%	Number	DISTRICT
1	9	18%	20	40%	1	2%	6	12%	12	24%	0	0%	1	2%	1	2%	0	0%	50	100%	4	1
2	4	9%	4	9%	3	7%	0	0%	29	64%	3	7%	1	2%	1	2%	0	0%	45	100%	3	2
3	0	0%	0	0%	0	0%	0	0%	0	0%	0	0%	0	0%	0	0%	0	0%	0	0%	0	3
4	12	23%	8	15%	4	8%	2	4%	25	48%	0	0%	1	2%	0	0%	0	0%	52	100%	6	4
5	0	0%	1	50%	0	0%	0	0%	1	50%	0	0%	0	0%	0	0%	0	0%	2	100%	1	5
6	0	0%	0	0%	0	0%	0	0%	0	0%	0	0%	1	50%	0	0%	1	50%	2	100%	0	6
7	2	100%	0	0%	0	0%	0	0%	0	0%	0	0%	0	0%	0	0%	0	0%	2	100%	0	7
8	0	0%	2	11%	1	6%	2	11%	10	56%	0	0%	3	17%	0	0%	0	0%	18	100%	3	8
9	0	0%	0	0%	0	0%	0	0%	1	100%	0	0%	0	0%	0	0%	0	0%	1	100%	0	9
10	0	0%	4	57%	0	0%	0	0%	3	43%	0	0%	0	0%	0	0%	0	0%	7	100%	1	10
11	0	0%	1	17%	0	0%	0	0%	5	83%	0	0%	0	0%	0	0%	0	0%	6	100%	1	11
12	1	100%	0	0%	0	0%	0	0%	0	0%	0	0%	0	0%	0	0%	0	0%	1	100%	0	12
13	3	50%	1	17%	0	0%	0	0%	2	33%	0	0%	0	0%	0	0%	0	0%	6	100%	1	13
14	0	0%	0	0%	0	0%	0	0%	0	0%	0	0%	0	0%	0	0%	0	0%	0	0%	1	14
15	0	0%	0	0%	0	0%	0	0%	0	0%	0	0%	0	0%	0	0%	0	0%	0	0%	0	15
16	0	0%	0	0%	0	0%	0	0%	0	0%	0	0%	0	0%	0	0%	0	0%	0	0%	0	16
17	6	14%	16	38%	1	2%	13	31%	3	7%	1	2%	1	2%	1	2%	0	0%	42	100%	16	17
18	3	5%	20	30%	3	5%	6	9%	29	44%	1	2%	3	5%	1	2%	0	0%	66	100%	11	18
19	1	6%	3	18%	0	0%	4	24%	9	53%	0	0%	0	0%	0	0%	0	0%	17	100%	5	19
20	2	50%	1	25%	1	25%	0	0%	0	0%	0	0%	0	0%	0	0%	0	0%	4	100%	3	20
21	4	36%	1	9%	0	0%	4	36%	2	18%	0	0%	0	0%	0	0%	0	0%	11	100%	2	21
22	1	50%	1	50%	0	0%	0	0%	0	0%	0	0%	0	0%	0	0%	0	0%	2	100%	0	22
TOTAL	48	14%	83	25%	14	4%	37	11%	131	39%	5	1%	11	3%	4	1%	1	0%	334	100%	58	TOTAL

¹**Courtesy Transfers:** Beginning in FY 2008 courtesy transfers were removed from "Total Discharges" because they are accounted for within the existing discharge categories. They are reported separately to track the cases transferred between districts.

Note: Percentages may not total 100 percent because of rounding.

TABLE 84

FY 2014
Colorado State Probation Intensive Programs
Sex Offender Intensive Supervision Probation (SOISP)
Type of Revocation

DISTRICT	Revoked: New Felony		Revoked: New Misdemeanor		Revoked: Technical		Total Revocations	
	Number	%	Number	%	Number	%	Number	%
1	2	17%	0	0%	10	83%	12	100%
2	1	3%	1	3%	27	93%	29	100%
3	0	0%	0	0%	0	0%	0	0%
4	2	8%	0	0%	23	92%	25	100%
5	0	0%	0	0%	1	100%	1	100%
6	0	0%	0	0%	0	0%	0	0%
7	0	0%	0	0%	0	0%	0	0%
8	2	20%	1	10%	7	70%	10	100%
9	0	0%	0	0%	1	100%	1	100%
10	0	0%	0	0%	3	100%	3	100%
11	0	0%	0	0%	5	100%	5	100%
12	0	0%	0	0%	0	0%	0	0%
13	0	0%	0	0%	2	100%	2	100%
14	0	0%	0	0%	0	0%	0	0%
15	0	0%	0	0%	0	0%	0	0%
16	0	0%	0	0%	0	0%	0	0%
17	0	0%	0	0%	3	100%	3	100%
18	2	7%	3	10%	24	83%	29	100%
19	0	0%	0	0%	9	100%	9	100%
20	0	0%	0	0%	0	0%	0	0%
21	1	50%	0	0%	1	50%	2	100%
22	0	0%	0	0%	0	0%	0	0%
TOTAL	10	8%	5	4%	116	89%	131	100%

Key:

- New Felony*: Includes revocations for a new felony offense committed while on probation supervision.
- New Misdemeanor*: Includes revocations for a new misdemeanor offense committed while on probation supervision.
- Technical*: Includes revocations for technical probation supervision violations (e.g. drug use, non-compliance).
- Total Revocations*: Total includes all felony, misdemeanor, and technical violations resulting in a revocation from probation.

Note: Percentages may not total 100 percent because of rounding.

**COLORADO PROBATION:
FEMALE OFFENDER PROGRAM
(FOP)**



TABLE 85

FY 2014
Colorado State Probation Intensive Programs
Female Offender Program (FOP)
New Clients by Order Type

DISTRICT	Direct Sentence		Transfer from Regular Probation		Courtesy Transfer from other Colorado Probation Districts		Interstate Transfers to Colorado		Total New Clients	
	Number	%	Number	%	Number	%	Number	%	Number	%
1	13	35%	20	54%	4	11%	0	0%	37	100%
2	10	40%	12	48%	3	12%	0	0%	25	100%
3	0	0%	0	0%	0	0%	0	0%	0	0%
4	6	29%	14	67%	1	5%	0	0%	21	100%
5	0	0%	0	0%	0	0%	0	0%	0	0%
6	0	0%	0	0%	0	0%	0	0%	0	0%
7	0	0%	0	0%	0	0%	0	0%	0	0%
8	3	21%	11	79%	0	0%	0	0%	14	100%
9	0	0%	0	0%	0	0%	0	0%	0	0%
10	6	25%	14	58%	4	17%	0	0%	24	100%
11	0	0%	0	0%	0	0%	0	0%	0	0%
12	0	0%	0	0%	0	0%	0	0%	0	0%
13	1	50%	1	0%	0	0%	0	0%	2	100%
14	0	0%	0	0%	0	0%	0	0%	0	0%
15	0	0%	0	0%	0	0%	0	0%	0	0%
16	0	0%	0	0%	0	0%	0	0%	0	0%
17	13	33%	24	60%	3	8%	0	0%	40	100%
18	0	0%	10	63%	4	25%	2	13%	16	100%
19	5	19%	18	69%	3	12%	0	0%	26	100%
20	6	30%	14	70%	0	0%	0	0%	20	100%
21	1	6%	15	83%	2	0%	0	0%	18	89%
22	0	0%	0	0%	0	0%	0	0%	0	0%
TOTAL	64	26%	153	63%	24	10%	2	1%	243	100%

Note: Percentages may not total 100 percent because of rounding.

FY 2014
Colorado State Probation Intensive Programs
Female Offender Program (FOP)
Successful/Unsuccessful Terminations

TYPE:	SUCCESSFUL TERMINATIONS		UNSUCCESSFUL TERMINATIONS				TOTAL TERMINATIONS	
	Successful		Revoked		Absconded			
DISTRICT	Number	%	Number	%	Number	%	Number	%
1	19	86%	3	14%	0	0%	22	100%
2	13	54%	7	29%	4	17%	24	100%
3	0	0%	0	0%	0	0%	0	0%
4	7	30%	6	26%	10	43%	23	100%
5	0	0%	0	0%	0	0%	0	0%
6	0	0%	0	0%	0	0%	0	0%
7	0	0%	0	0%	0	0%	0	0%
8	3	75%	1	25%	0	0%	4	100%
9	0	0%	0	0%	0	0%	0	0%
10	3	43%	3	43%	1	14%	7	100%
11	0	0%	0	0%	0	0%	0	0%
12	0	0%	0	0%	0	0%	0	0%
13	0	0%	0	0%	0	0%	0	0%
14	0	0%	0	0%	0	0%	0	0%
15	0	0%	0	0%	0	0%	0	0%
16	0	0%	0	0%	0	0%	0	0%
17	30	77%	5	13%	4	10%	39	100%
18	9	60%	5	33%	1	7%	15	100%
19	10	63%	6	38%	0	0%	16	100%
20	11	79%	3	21%	0	0%	14	100%
21	9	82%	2	18%	0	0%	11	100%
22	0	0%	0	0%	0	0%	0	0%
STATE	114	65%	41	23%	20	11%	175	100%

Key:

Successful Terminations: This column includes those probationers that have terminated from FOP and probation or transitioned to regular supervision probation.

Unsuccessful Terminations: These columns include FOP probationers who were revoked or absconded. A revocation is defined as a termination from FOP for a technical violation, new misdemeanor, or new felony offense. A revocation to Community Corrections is NOT included in this section because these probationers are still under the supervision and jurisdiction of probation. Absconded refers to probationers who become fugitives and are no longer compliant with probation supervision.

Total Terminations: This table includes: revocations, absconders and successful terminations from probation supervision. Additional types of FOP discharges are included in Table 87.

Note: Percentages may not total 100 percent because of rounding.

TABLE 87

FY 2014
Colorado State Probation Intensive Programs
Female Offender Program (FOP)
Discharges

DISTRICT	Successful: Transfer to Regular Probation		Successful: Completed Program no longer on Probation		Absconded		Re-Sentenced to Community Corrections		Revoked		Deported		Death		Administrative Closure		Transfer to Another Specialized Program		Total Discharges		Courtesy Transfers ¹	
	Number	%	Number	%	Number	%	Number	%	Number	%	#	%	#	%	Number	%	Number	%	Number	%	#	DISTRICT
1	3	9%	16	48%	0	0%	9	27%	3	9%	0	0%	0	0%	0	0%	2	6%	33	100%	2	1
2	9	28%	4	13%	4	13%	8	25%	7	22%	0	0%	0	0%	0	0%	0	0%	32	100%	9	2
3	0	0%	0	0%	0	0%	0	0%	0	0%	0	0%	0	0%	0	0%	0	0%	0	0%	0	3
4	7	19%	0	0%	10	27%	13	35%	6	16%	0	0%	1	3%	0	0%	0	0%	37	100%	0	4
5	0	0%	0	0%	0	0%	0	0%	0	0%	0	0%	0	0%	0	0%	0	0%	0	0%	0	5
6	0	0%	0	0%	0	0%	0	0%	0	0%	0	0%	0	0%	0	0%	0	0%	0	0%	0	6
7	0	0%	0	0%	0	0%	0	0%	0	0%	0	0%	0	0%	0	0%	0	0%	0	0%	0	7
8	3	60%	0	0%	0	0%	1	20%	1	20%	0	0%	0	0%	0	0%	0	0%	5	100%	0	8
9	0	0%	0	0%	0	0%	0	0%	0	0%	0	0%	0	0%	0	0%	0	0%	0	0%	0	9
10	1	8%	2	17%	1	8%	3	25%	3	25%	1	8%	0	0%	1	8%	0	0%	12	100%	5	10
11	0	0%	0	0%	0	0%	0	0%	0	0%	0	0%	0	0%	0	0%	0	0%	0	0%	0	11
12	0	0%	0	0%	0	0%	0	0%	0	0%	0	0%	0	0%	0	0%	0	0%	0	0%	0	12
13	0	0%	0	0%	0	0%	0	0%	0	0%	0	0%	0	0%	0	0%	0	0%	0	0%	0	13
14	0	0%	0	0%	0	0%	0	0%	0	0%	0	0%	0	0%	0	0%	0	0%	0	0%	0	14
15	0	0%	0	0%	0	0%	0	0%	0	0%	0	0%	0	0%	0	0%	0	0%	0	0%	0	15
16	0	0%	0	0%	0	0%	0	0%	0	0%	0	0%	0	0%	0	0%	0	0%	0	0%	0	16
17	22	41%	8	15%	4	7%	13	24%	5	9%	0	0%	0	0%	0	0%	2	4%	54	100%	4	17
18	9	53%	0	0%	1	6%	2	12%	5	29%	0	0%	0	0%	0	0%	0	0%	17	100%	3	18
19	10	36%	0	0%	0	0%	11	39%	6	21%	0	0%	0	0%	0	0%	1	4%	28	100%	0	19
20	11	65%	0	0%	0	0%	0	0%	3	18%	0	0%	0	0%	0	0%	3	18%	17	100%	1	20
21	9	45%	0	0%	0	0%	7	35%	2	10%	0	0%	0	0%	0	0%	2	10%	20	100%	2	21
22	0	0%	0	0%	0	0%	0	0%	0	0%	0	0%	0	0%	0	0%	0	0%	0	0%	0	22
TOTAL	84	33%	30	12%	20	8%	67	26%	41	16%	1	0%	1	0%	1	0%	10	4%	255	100%	26	TOTAL

¹Courtesy Transfers: Beginning in FY 2008 courtesy transfers were removed from "Total Discharges" because they are accounted for within the existing discharge categories. They are reported separately to track the cases transferred between districts.

Note: Percentages may not total 100 percent because of rounding.

TABLE 88

FY 2014
Colorado State Probation Intensive Programs
Female Offender Program (FOP)
Type of Revocation

DISTRICT	Revoked: New Felony		Revoked: New Misdemeanor		Revoked: Technical		Total Revocations	
	Number	%	Number	%	Number	%	Number	%
1	0	0%	0	0%	3	100%	3	100%
2	0	0%	1	14%	6	86%	7	100%
3	0	0%	0	0%	0	0%	0	0%
4	2	33%	0	0%	4	67%	6	100%
5	0	0%	0	0%	0	0%	0	0%
6	0	0%	0	0%	0	0%	0	0%
7	0	0%	0	0%	0	0%	0	0%
8	0	0%	0	0%	1	100%	1	100%
9	0	0%	0	0%	0	0%	0	0%
10	0	0%	0	0%	3	100%	3	100%
11	0	0%	0	0%	0	0%	0	0%
12	0	0%	0	0%	0	0%	0	0%
13	0	0%	0	0%	0	0%	0	0%
14	0	0%	0	0%	0	0%	0	0%
15	0	0%	0	0%	0	0%	0	0%
16	0	0%	0	0%	0	0%	0	0%
17	1	20%	0	0%	4	80%	5	100%
18	2	40%	0	0%	3	60%	5	100%
19	3	50%	0	0%	3	50%	6	100%
20	1	33%	0	0%	2	67%	3	100%
21	1	50%	0	0%	1	50%	2	100%
22	0	0%	0	0%	0	0%	0	0%
TOTAL	10	24%	1	2%	30	73%	41	100%

Key:

- New Felony*: Includes revocations for a new felony offense committed while on probation supervision.
- New Misdemeanor*: Includes revocations for a new misdemeanor offense committed while on probation supervision.
- Technical*: Includes revocations for technical probation supervision violations (e.g. drug use, non-compliance).
- Total Revocations*: Total includes all felony, misdemeanor, and technical violations resulting in a revocation from probation.

Note: Percentages may not total 100 percent because of rounding.

**COLORADO PROBATION:
JUVENILE INTENSIVE SUPERVISION
PROBATION
(JISP)**



Table 89

FY 2014
Colorado State Probation Intensive Programs
Juvenile Intensive Supervision Probation (JISP)
New Clients by Order Type

DISTRICT	Direct Sentence		Transfer from Regular Probation		Change of Venue		Interstate Transfer to Colorado		Total New Clients	
	Number	%	Number	%	Number	%	Number	%	Number	%
1	14	33%	27	64%	1	2%	0	0%	42	100%
2J	36	68%	17	32%	0	0%	0	0%	53	100%
3	0	0%	0	0%	0	0%	0	0%	0	0%
4	12	32%	26	68%	0	0%	0	0%	38	100%
5	0	0%	0	0%	0	0%	0	0%	0	0%
6	0	0%	0	0%	0	0%	0	0%	0	0%
7	0	0%	0	0%	0	0%	0	0%	0	0%
8	1	13%	7	88%	0	0%	0	0%	8	100%
9	1	100%	0	0%	0	0%	0	0%	1	100%
10	2	29%	5	71%	0	0%	0	0%	7	100%
11	0	0%	0	0%	0	0%	0	0%	0	0%
12	0	0%	0	0%	0	0%	0	0%	0	0%
13	1	50%	1	50%	0	0%	0	0%	2	100%
14	0	0%	0	0%	0	0%	0	0%	0	0%
15	0	0%	0	0%	0	0%	0	0%	0	0%
16	0	0%	0	0%	0	0%	0	0%	0	0%
17	22	41%	32	59%	0	0%	0	0%	54	100%
18	13	36%	23	64%	0	0%	0	0%	36	100%
19	0	0%	0	0%	0	0%	0	0%	0	0%
20	0	0%	1	100%	0	0%	0	0%	1	100%
21	0	0%	2	100%	0	0%	0	0%	2	100%
22	0	0%	0	0%	0	0%	0	0%	0	0%
TOTAL	102	42%	141	58%	1	0%	0	0%	244	100%

Note: Percentages may not total 100 percent because of rounding.

FY 2014
Colorado State Probation Intensive Programs
Juvenile Intensive Supervision Probation (JISP)
Successful/Unsuccessful Terminations

TYPE:	SUCCESSFUL TERMINATIONS		UNSUCCESSFUL TERMINATIONS				TOTAL TERMINATIONS	
	Successful		Revoked		Absconded			
DISTRICT	Number	%	Number	%	Number	%	Number	%
1	30	60%	18	36%	2	4%	50	100%
2J	21	34%	37	60%	4	6%	62	100%
3	1	100%	0	0%	0	0%	1	100%
4	9	36%	15	60%	1	4%	25	100%
5	0	0%	0	0%	0	0%	0	0%
6	0	0%	2	100%	0	0%	2	100%
7	0	0%	0	0%	0	0%	0	0%
8	15	47%	17	53%	0	0%	32	100%
9	0	0%	0	0%	0	0%	0	0%
10	4	80%	1	20%	0	0%	5	100%
11	0	0%	0	0%	0	0%	0	0%
12	0	0%	1	100%	0	0%	1	100%
13	1	100%	0	0%	0	0%	1	100%
14	0	0%	0	0%	0	0%	0	0%
15	0	0%	0	0%	0	0%	0	0%
16	0	0%	2	100%	0	0%	2	100%
17	26	41%	37	58%	1	2%	64	100%
18	26	48%	23	43%	5	9%	54	100%
19	0	0%	0	0%	0	0%	0	0%
20	11	100%	0	0%	0	0%	11	100%
21	2	29%	4	57%	1	14%	7	100%
22	1	50%	1	50%	0	0%	2	100%
STATE	147	46%	158	50%	14	4%	319	100%

Key:

Successful Terminations: This column includes those probationers that have terminated from JISP and probation or transitioned to regular supervision probation.

Unsuccessful Terminations: This column includes JISP probationers who were revoked or absconded. A revocation is defined as a termination from JISP for a technical violation, new misdemeanor, or new felony offense.

Absconded refers to probationers who become fugitives and are no longer compliant with probation supervision.

Total Terminations: This table includes: successful, revocations and absconders from probation supervision. Additional types of JISP discharges are included in Table 91.

Note: Percentages may not total 100 percent because of rounding.

TABLE 91

FY 2014
Colorado State Probation Intensive Programs
Juvenile Intensive Supervision Probation (JISP)
Discharges

DISTRICT	Successful: Transfer to Regular Probation		Completed Program no longer on Probation		Absconded		Re-Sentenced to Community Corrections		Revoked		Deported		Death		Administrative Closure		Transfer to Another Specialized Program		Total Discharges		Change of Venue ¹	
	#	%	#	%	#	%	#	%	#	%	#	%	#	%	#	%	#	%	#	%	#	DISTRICT
1	22	44%	8	16%	2	4%	0	0%	18	36%	0	0%	0	0%	0	0%	0	0%	50	100%	9	1
2J	19	30%	2	3%	4	6%	0	0%	37	58%	0	0%	0	0%	0	0%	2	3%	64	100%	7	2J
3	0	0%	1	100%	0	0%	0	0%	0	0%	0	0%	0	0%	0	0%	0	0%	1	100%	0	3
4	7	28%	2	8%	1	4%	0	0%	15	60%	0	0%	0	0%	0	0%	0	0%	25	100%	1	4
5	0	0%	0	0%	0	0%	0	0%	0	0%	0	0%	0	0%	0	0%	0	0%	0	0%	0	5
6	0	0%	0	0%	0	0%	0	0%	2	100%	0	0%	0	0%	0	0%	0	0%	2	100%	0	6
7	0	0%	0	0%	0	0%	0	0%	0	0%	0	0%	0	0%	0	0%	0	0%	0	0%	0	7
8	4	13%	11	34%	0	0%	0	0%	17	53%	0	0%	0	0%	0	0%	0	0%	32	100%	0	8
9	0	0%	0	0%	0	0%	0	0%	0	0%	0	0%	0	0%	0	0%	0	0%	0	0%	0	9
10	0	0%	4	80%	0	0%	0	0%	1	20%	0	0%	0	0%	0	0%	0	0%	5	100%	0	10
11	0	0%	0	0%	0	0%	0	0%	0	0%	0	0%	0	0%	0	0%	0	0%	0	0%	0	11
12	0	0%	0	0%	0	0%	0	0%	1	100%	0	0%	0	0%	0	0%	0	0%	1	100%	0	12
13	1	50%	0	0%	0	0%	1	50%	0	0%	0	0%	0	0%	0	0%	0	0%	2	100%	1	13
14	0	0%	0	0%	0	0%	0	0%	0	0%	0	0%	0	0%	0	0%	0	0%	0	0%	0	14
15	0	0%	0	0%	0	0%	0	0%	0	0%	0	0%	0	0%	0	0%	0	0%	0	0%	0	15
16	0	0%	0	0%	0	0%	0	0%	2	100%	0	0%	0	0%	0	0%	0	0%	2	100%	0	16
17	17	26%	9	14%	1	2%	0	0%	37	57%	0	0%	1	2%	0	0%	0	0%	65	100%	13	17
18	13	24%	13	24%	5	9%	0	0%	23	43%	0	0%	0	0%	0	0%	0	0%	54	100%	7	18
19	0	0%	0	0%	0	0%	0	0%	0	0%	0	0%	0	0%	0	0%	0	0%	0	0%	2	19
20	1	9%	10	91%	0	0%	0	0%	0	0%	0	0%	0	0%	0	0%	0	0%	11	100%	0	20
21	2	29%	0	0%	1	14%	0	0%	4	57%	0	0%	0	0%	0	0%	0	0%	7	100%	0	21
22	0	0%	1	50%	0	0%	0	0%	1	50%	0	0%	0	0%	0	0%	0	0%	2	100%	0	22
TOTAL	86	27%	61	19%	14	4%	1	0%	158	49%	0	0%	1	0%	0	0%	2	1%	323	100%	40	TOTAL

¹**Change of Venue:** Beginning in FY 2008 changes of venue were removed from "Total Discharges" because they are accounted for within the existing closure categories. They are reported separately to track the number of change of venue cases between courts and probation.

Note: Percentages may not total 100 percent because of rounding.

TABLE 92

FY 2014
Colorado State Probation Intensive Programs
Juvenile Intensive Supervision Probation (JISP)
Type of Revocation

DISTRICT	Revoked: New Felony		Revoked: New Misdemeanor		Revoked: Technical		Total Revocations	
	Number	%	Number	%	Number	%	Number	%
1	1	6%	1	6%	16	89%	18	100%
2J	7	19%	3	8%	27	73%	37	100%
3	0	0%	0	0%	0	0%	0	0%
4	6	40%	4	27%	5	33%	15	100%
5	0	0%	0	0%	0	0%	0	0%
6	0	0%	0	0%	2	100%	2	100%
7	0	0%	0	0%	0	0%	0	0%
8	3	18%	6	35%	8	47%	17	100%
9	0	0%	0	0%	0	0%	0	0%
10	0	0%	0	0%	1	100%	1	100%
11	0	0%	0	0%	0	0%	0	0%
12	0	0%	1	100%	0	0%	1	100%
13	0	0%	0	0%	0	0%	0	0%
14	0	0%	0	0%	0	0%	0	0%
15	0	0%	0	0%	0	0%	0	0%
16	0	0%	0	0%	2	100%	2	100%
17	7	19%	3	8%	27	73%	37	100%
18	5	22%	5	22%	13	57%	23	100%
19	0	0%	0	0%	0	0%	0	0%
20	0	0%	0	0%	0	0%	0	0%
21	2	50%	0	0%	2	50%	4	100%
22	0	0%	0	0%	1	100%	1	100%
TOTAL	31	20%	23	15%	104	66%	158	100%

Key:

- New Felony*: Includes revocations for a new felony offense committed while on probation supervision.
- New Misdemeanor*: Includes revocations for a new misdemeanor offense committed while on probation supervision.
- Technical*: Includes revocations for technical probation supervision violations (e.g. drug use, non-compliance).
- Total Revocations*: Total includes all felony, misdemeanor, and technical violations resulting in a revocation from probation.

Note: Percentages may not total 100 percent because of rounding.

COLORADO PROBATION: INTENSIVE PROGRAMS SUMMARY



TABLE 93

FY 2014
Colorado State Probation Intensive Programs
Active Clients Summary on June 30, 2014

DISTRICT	Adult Intensive Supervision Probation (AISP)/Limit Setter Intensive Probation (LSIP) ⁵		Sex Offender Intensive Supervision Probation (SOISP) ¹		Female Offender Program (FOP)		Juvenile Intensive Supervision Probation (JISP) ²		TOTAL ACTIVE CLIENTS	
	Number	%	Number	%	Number	%	Number	%	Number	%
1	108	35%	123	40%	53	17%	22	7%	306	100%
2A ³	129	41%	163	52%	19	6%	0	0%	311	100%
2J ⁴	0	0%	0	0%	0	0%	49	100%	49	100%
3	8	80%	2	20%	0	0%	0	0%	10	100%
4	143	34%	226	54%	20	5%	30	7%	419	100%
5	3	30%	7	70%	0	0%	0	0%	10	100%
6	1	3%	39	98%	0	0%	0	0%	40	100%
7	4	31%	8	62%	0	0%	1	8%	13	100%
8	133	45%	133	45%	15	5%	17	6%	298	100%
9	3	18%	14	82%	0	0%	0	0%	17	100%
10	14	16%	43	48%	25	28%	8	9%	90	100%
11	5	15%	27	82%	0	0%	1	3%	33	100%
12	18	62%	10	34%	0	0%	1	3%	29	100%
13	14	29%	30	61%	1	2%	4	8%	49	100%
14	6	50%	5	42%	0	0%	1	8%	12	100%
15	0	0%	0	0%	0	0%	3	100%	3	100%
16	4	27%	11	73%	0	0%	0	0%	15	100%
17	222	55%	112	28%	30	7%	38	9%	402	100%
18	75	19%	262	65%	12	3%	53	13%	402	100%
19	59	42%	65	46%	17	12%	0	0%	141	100%
20	41	37%	39	35%	24	22%	7	6%	111	100%
21	36	32%	56	50%	18	16%	3	3%	113	100%
22	0	0%	4	100%	0	0%	0	0%	4	100%
TOTAL	1,026	36%	1,379	48%	234	8%	238	8%	2,877	100%

¹Sex Offender Intensive Supervision Probation: The Non-SOISP sex offender population is included in the Regular Adult Probation Tables.

²Juvenile Intensive Supervision Probation: This number may include sex offenders that have been sentenced to JISP.

³2A: Denver Adult Probation. This is the only district with just adult probationers.

⁴2J: Denver Juvenile Probation. This is the only district with just juvenile probationers.

⁵Adult Intensive Supervision (AISP/LSIP): FY 2014 AISP contains both AISP and Limit Setter-Intensive Probation (LSIP) clients. On October 1, 2013, LSIP replaces AISP as a sentencing option. LSIP was created as a community based supervision program designed for higher risk probationers.

Note: Percentages may not total 100 percent because of rounding.

COLORADO PROBATION: VICTIM SERVICES



**Colorado Probation
Summary of Victim Services¹
FY 2009 to FY 2014**

	FY 2009	FY 2010	FY 2011	FY 2012	FY 2013	FY 2014
VICTIM SERVICES²						
Initial Notifications Sent	16,183	16,669	16,482	17,533	17,464	15,735
Notification Requests Returned	3,224	2,885	2,807	2,751	2,806	2,846
Percent of Victims Requesting Notification	20%	17%	17%	16%	16%	18%
VICTIM NOTIFICATION OF CRITICAL PROBATION EVENTS³						
Date of Probation Termination	2,251	2,210	2,314	2,341	2,183	2,565
Early Termination Requests	451	435	453	426	370	388
Probation Revocation Hearing/Disposition	4,738	5,276	5,386	6,073	6,325	6,668
Modification of Probation Sentence/Supervision	680	669	874	1,171	942	691
Change of Venue/Transfer of Jurisdiction	430	604	565	671	618	636
Abscond/Warrant	1,812	2,191	2,793	2,925	2,831	2,191
Death of a Probationer	34	31	32	37	50	41
TOTAL NOTIFICATIONS	10,396	11,416	12,417	13,644	13,319	13,180

¹**Summary of Colorado Probation Victim Services:** Beginning in FY 2008 the information included in this chart reflects only activities that are statutorily required. In previous years additional courtesy notification events were reported; these were "Change of Probation Officer and Supervision Location" and "Hearing Other than Revocation". Prior to FY 2007 the VRA stated that probation had to notify victims of domestic violence of "any violation of probation". In the 2006 legislative session, this requirement was repealed and the following provision for notification was enacted: "concerning domestic violence cases, any conduct by the defendant that results in an increase in supervision level by the probation department". This new provision replaced the old legislation and became effective in FY 2007 and is now reported in "Modification of Probation Sentence/Supervision".

²**VICTIM SERVICES:** These notifications are done by state probation and private probation providers.

³**VICTIM NOTIFICATION OF CRITICAL PROBATION EVENTS:** These numbers include all of the statutorily (§24-4.1-303 (13.5) (a) C.R.S) required notifications of the critical stages of probation supervision. These notifications are done by state probation and private probation providers.

**COLORADO PROBATION
ALCOHOL AND DRUG DRIVING SAFETY
PROGRAM (ADDS)**



TABLE 95

FY 2014
Colorado State Probation
Alcohol and Drug Driving Safety Program (ADDS)
New State DUI/DWAI Monitored Clients

DISTRICT	Monitoring Sentence (Alcohol Evaluation completed pre- sentence)		Monitoring Sentence (Alcohol Evaluation completed post- sentence)		Monitoring Sentence Revoked and Reinstated		Monitoring Deferred Sentence		TOTAL Monitoring	
	Number	%	Number	%	Number	%	Number	%	Number	%
1	0	0%	0	0%	0	0%	1	100%	1	100%
2 ¹	0	0%	0	0%	0	0%	0	0%	0	0%
3	0	0%	0	0%	0	0%	1	100%	1	100%
4	270	72%	4	1%	3	1%	97	26%	374	100%
5	23	6%	329	93%	3	1%	0	0%	355	100%
6	1	1%	136	75%	0	0%	44	24%	181	100%
7	104	28%	238	64%	20	5%	8	2%	370	100%
8	0	0%	0	0%	1	100%	0	0%	1	100%
9	51	10%	437	87%	4	1%	9	2%	501	100%
10	0	0%	0	0%	0	0%	0	0%	0	0%
11	0	0%	0	0%	2	100%	0	0%	2	100%
12	0	0%	0	0%	0	0%	0	0%	0	0%
13	7	54%	2	15%	0	0%	4	31%	13	100%
14	156	61%	84	33%	6	2%	8	3%	254	100%
15	2	3%	58	97%	0	0%	0	0%	60	100%
16	24	43%	14	25%	0	0%	18	32%	56	100%
17	0	0%	0	0%	2	100%	0	0%	2	100%
18	0	0%	0	0%	2	100%	0	0%	2	100%
19	7	2%	294	93%	13	4%	2	1%	316	100%
20	3	100%	0	0%	0	0%	0	0%	3	100%
21	25	7%	337	93%	0	0%	0	0%	362	100%
22	0	0%	0	0%	1	11%	8	89%	9	100%
STATE	673	24%	1,933	68%	57	2%	200	7%	2,863	100%

Note: Percentages may not total 100 percent because of rounding.

¹In the 2nd Judicial District, DUI/DWAI cases are filed in Denver County Court rather than District Court, which is not part of the State Court data system.

TABLE 96

FY 2014
Colorado State Probation
Alcohol and Drug Driving Safety Program (ADDS)
New State DUI/DWAI Monitored Clients by Gender

TYPE: DISTRICT	Female		Male		Unknown		TOTAL NEW CLIENTS	
	Number	%	Number	%	Number	%	Number	%
1	0	0%	1	100%	0	0%	1	100%
2 ¹	0	0%	0	0%	0	0%	0	0%
3	0	0%	1	100%	0	0%	1	100%
4	119	32%	255	68%	0	0%	374	100%
5	102	29%	253	71%	0	0%	355	100%
6	57	31%	124	69%	0	0%	181	100%
7	89	24%	281	76%	0	0%	370	100%
8	0	0%	1	100%	0	0%	1	100%
9	131	26%	369	74%	1	0%	501	100%
10	0	0%	0	0%	0	0%	0	0%
11	0	0%	2	100%	0	0%	2	100%
12	0	0%	0	0%	0	0%	0	0%
13	1	8%	12	92%	0	0%	13	100%
14	69	27%	185	73%	0	0%	254	100%
15	11	18%	49	82%	0	0%	60	100%
16	13	23%	43	77%	0	0%	56	100%
17	1	50%	1	50%	0	0%	2	100%
18	1	50%	1	50%	0	0%	2	100%
19	84	27%	232	73%	0	0%	316	100%
20	0	0%	3	100%	0	0%	3	100%
21	114	31%	248	69%	0	0%	362	100%
22	2	22%	7	78%	0	0%	9	100%
STATE	794	28%	2,068	72%	1	0%	2,863	100%

Note: Percentages may not total 100 percent because of rounding.

¹In the 2nd Judicial District, DUI/DWAI cases are filed in Denver County Court rather than District Court, which is not part of the State Court data system.

TABLE 97

FY 2014
Colorado State Probation
Alcohol and Drug Driving Safety Program (ADDS)
New State DUI/DWAI Monitored Clients by Ethnic Group ¹

TYPE: DISTRICT	Caucasian		African American		Asian		Hispanic		Native American		Other		TOTAL NEW CLIENTS	
	Number	%	Number	%	Number	%	Number	%	Number	%	Number	%	Number	%
1	1	100%	0	0%	0	0%	0	0%	0	0%	0	0%	1	100%
2 ²	0	0%	0	0%	0	0%	0	0%	0	0%	0	0%	0	0%
3	1	100%	0	0%	0	0%	0	0%	0	0%	0	0%	1	100%
4	250	67%	45	12%	9	2%	63	17%	2	1%	5	1%	374	100%
5	319	90%	7	2%	1	0%	27	8%	1	0%	0	0%	355	100%
6	138	76%	1	1%	0	0%	25	14%	15	8%	2	1%	181	100%
7	326	88%	4	1%	2	1%	34	9%	2	1%	2	1%	370	100%
8	1	100%	0	0%	0	0%	0	0%	0	0%	0	0%	1	100%
9	464	93%	5	1%	1	0%	25	5%	0	0%	6	1%	501	100%
10	0	0%	0	0%	0	0%	0	0%	0	0%	0	0%	0	0%
11	2	100%	0	0%	0	0%	0	0%	0	0%	0	0%	2	100%
12	0	0%	0	0%	0	0%	0	0%	0	0%	0	0%	0	0%
13	12	92%	0	0%	0	0%	1	8%	0	0%	0	0%	13	100%
14	236	93%	2	1%	1	0%	11	4%	0	0%	4	2%	254	100%
15	43	72%	2	3%	0	0%	15	25%	0	0%	0	0%	60	100%
16	44	79%	0	0%	0	0%	11	20%	0	0%	1	2%	56	100%
17	0	0%	0	0%	0	0%	2	100%	0	0%	0	0%	2	100%
18	1	50%	0	0%	0	0%	1	50%	0	0%	0	0%	2	100%
19	242	77%	7	2%	3	1%	61	19%	2	1%	1	0%	316	100%
20	1	50%	0	0%	0	0%	2	50%	0	0%	0	0%	3	100%
21	329	91%	3	1%	2	1%	24	7%	1	0%	3	1%	362	100%
22	6	67%	0	0%	0	0%	1	11%	2	22%	0	0%	9	100%
STATE	2,416	84%	76	3%	19	1%	303	11%	25	1%	24	1%	2,863	100%

¹ Ethnic Group: This information is entered by court staff from information provided in the summons, affidavit, arrest report or complaint filed by the district attorney.

Note: Percentages may not total 100 percent because of rounding.

²In the 2nd Judicial District, DUI/DWAI cases are filed in Denver County Court rather than District Court, which is not part of the State Court data system.

TABLE 98

FY 2014
Colorado State Probation
Alcohol and Drug Driving Safety Program (ADDS)
New State DUI/DWAI Monitored Clients by Age

TYPE:	0-17 Years		18-20 Years		21-24 Years		25-32 Years		33-39 Years		40 and above		Unknown		TOTAL NEW CLIENTS	
	DISTRICT	Number	%	Number	%	Number	%	Number	%	Number	%	Number	%	Number	%	Number
1	0	0%	0	0%	0	0%	1	100%	0	0%	0	0%	0	0%	1	100%
2 ¹	0	0%	0	0%	0	0%	0	0%	0	0%	0	0%	0	0%	0	0%
3	0	0%	0	0%	0	0%	1	100%	0	0%	0	0%	0	0%	1	100%
4	3	1%	42	11%	98	26%	124	33%	36	10%	71	19%	0	0%	374	100%
5	0	0%	26	7%	79	22%	116	33%	52	15%	82	23%	0	0%	355	100%
6	1	1%	21	12%	49	27%	46	25%	20	11%	44	24%	0	0%	181	100%
7	4	1%	38	10%	65	18%	81	22%	57	15%	125	34%	0	0%	370	100%
8	0	0%	0	0%	0	0%	0	0%	0	0%	1	100%	0	0%	1	100%
9	5	1%	27	5%	94	19%	145	29%	82	16%	148	30%	0	0%	501	100%
10	0	0%	0	0%	0	0%	0	0%	0	0%	0	0%	0	0%	0	0%
11	0	0%	0	0%	0	0%	0	0%	0	0%	2	100%	0	0%	2	100%
12	0	0%	0	0%	0	0%	0	0%	0	0%	0	0%	0	0%	0	0%
13	0	0%	3	23%	5	38%	3	23%	2	15%	0	0%	0	0%	13	100%
14	0	0%	14	6%	48	19%	85	33%	34	13%	73	29%	0	0%	254	100%
15	1	2%	11	18%	11	18%	13	22%	10	17%	14	23%	0	0%	60	100%
16	2	4%	6	11%	11	20%	17	30%	6	11%	14	25%	0	0%	56	100%
17	0	0%	0	0%	0	0%	0	0%	1	50%	1	50%	0	0%	2	100%
18	0	0%	0	0%	0	0%	0	0%	1	50%	1	50%	0	0%	2	100%
19	0	0%	37	12%	87	28%	103	33%	29	9%	60	19%	0	0%	316	100%
20	0	0%	2	0%	0	0%	1	0%	0	50%	0	50%	0	0%	3	100%
21	8	2%	48	13%	111	31%	90	25%	39	11%	66	18%	0	0%	362	100%
22	0	0%	3	33%	2	22%	0	0%	1	11%	3	33%	0	0%	9	100%
STATE	24	1%	278	10%	660	23%	826	29%	370	13%	705	25%	0	0%	2,863	100%

Note: Percentages may not total 100 percent because of rounding.

¹In the 2nd Judicial District, DUI/DWAI cases are filed in Denver County Court rather than District Court, which is not part of the State Court data system.

TABLE 99

FY 2014
Colorado State Probation
Alcohol and Drug Driving Safety Program (ADDS)
State DUI/DWAI Monitored Clients
Successful/Unsuccessful Terminations

TYPE:	SUCCESSFUL TERMINATIONS		UNSUCCESSFUL TERMINATIONS				TOTAL TERMINATIONS	
	Successful		Revocation		Absconded			
DISTRICT	Number	%	Number	%	Number	%	Number	%
1	1	100%	0	0%	0	0%	1	100%
2 ¹	0	0%	0	0%	0	0%	0	0%
3	7	100%	0	0%	0	0%	7	100%
4	307	76%	97	24%	1	0%	405	100%
5	426	91%	6	1%	38	8%	470	100%
6	191	86%	11	5%	19	9%	221	100%
7	388	87%	8	2%	50	11%	446	100%
8	0	0%	0	0%	0	0%	0	0%
9	369	80%	11	2%	80	17%	460	100%
10	0	0%	0	0%	0	0%	0	0%
11	1	100%	0	0%	0	0%	1	100%
12	2	100%	0	0%	0	0%	2	100%
13	52	88%	2	3%	5	8%	59	100%
14	190	85%	3	1%	31	14%	224	100%
15	49	92%	1	2%	3	6%	53	100%
16	36	78%	0	0%	10	22%	46	100%
17	1	50%	1	50%	0	0%	2	100%
18	1	100%	0	0%	0	0%	1	100%
19	404	76%	60	11%	67	13%	531	100%
20	0	0%	0	0%	0	0%	0	0%
21	337	93%	0	0%	25	7%	362	100%
22	0	0%	0	0%	0	0%	0	0%
STATE	2,762	84%	200	6%	329	10%	3,291	100%

Key: *Successful Terminations*: This column is exclusively state successful terminations.

Unsuccessful Terminations: This column includes those probationers who were revoked or absconded. A revocation is defined as a termination from probation supervision for a technical violation, new misdemeanor, or new felony offense. A revocation to Community Corrections is NOT included in this section because these offenders are still under the supervision and jurisdiction of probation. Absconded refers to probationers who became fugitives and are no longer compliant with probation supervision.

Total Terminations: This table includes: successful, revocations and absconder terminations from probation supervision. Additional types of closures are included in Table 100.

Note: Percentages may not total 100 percent because of rounding.

¹In the 2nd Judicial District, DUI/DWAI cases are filed in Denver County Court rather than District Court, which is not part of the State Court data system.

TABLE 100

FY 2014
Colorado State Probation
Alcohol and Drug Driving Safety Program (ADDS)
State DUI/DWAI Monitored Clients Closure Types

TYPE:	Successful		Revocation		Absconded		Deported		Death		Administrative Closure		TOTAL CLOSURES	
	Number	%	Number	%	Number	%	Number	%	Number	%	Number	%	Number	%
DISTRICT														
1	1	100%	0	0%	0	0%	0	0%	0	0%	0	0%	1	100%
2 ¹	0	0%	0	0%	0	0%	0	0%	0	0%	0	0%	0	0%
3	7	100%	0	0%	0	0%	0	0%	0	0%	0	0%	7	100%
4	307	75%	97	24%	1	0%	0	0%	0	0%	2	0%	407	100%
5	426	90%	6	1%	38	8%	2	0%	1	0%	0	0%	473	100%
6	191	86%	11	5%	19	9%	0	0%	0	0%	1	0%	222	100%
7	388	87%	8	2%	50	11%	1	0%	0	0%	1	0%	448	100%
8	0	0%	0	0%	0	0%	0	0%	0	0%	0	0%	0	0%
9	369	79%	11	2%	80	17%	0	0%	4	1%	1	0%	465	100%
10	0	0%	0	0%	0	0%	0	0%	0	0%	0	0%	0	0%
11	1	100%	0	0%	0	0%	0	0%	0	0%	0	0%	1	100%
12	2	100%	0	0%	0	0%	0	0%	0	0%	0	0%	2	100%
13	52	87%	2	3%	5	8%	0	0%	1	2%	0	0%	60	100%
14	190	83%	3	1%	31	14%	0	0%	1	0%	3	1%	228	100%
15	49	91%	1	2%	3	6%	0	0%	0	0%	1	2%	54	100%
16	36	77%	0	0%	10	21%	0	0%	0	0%	1	2%	47	100%
17	1	50%	1	50%	0	0%	0	0%	0	0%	0	0%	2	100%
18	1	100%	0	0%	0	0%	0	0%	0	0%	0	0%	1	100%
19	404	75%	60	11%	67	12%	4	1%	4	1%	2	0%	541	100%
20	0	0%	0	0%	0	0%	0	0%	0	0%	0	0%	0	0%
21	337	92%	0	0%	25	7%	1	0%	1	0%	1	0%	365	100%
22	0	0%	0	0%	0	0%	0	0%	0	0%	0	0%	0	0%
STATE	2,762	83%	200	6%	329	10%	8	0%	12	0%	13	0%	3,324	100%

Note: Percentages may not total 100 percent because of rounding.

¹In the 2nd Judicial District, DUI/DWAI cases are filed in Denver County Court rather than District Court, which is not part of the State Court data system.

TABLE 101

FY 2014
Colorado State Adult Probation
Alcohol and Drug Driving Safety Program (ADDs)
State DUI/DWAI Monitored Clients
Type of Revocation

TYPE: DISTRICT	New Felony		New Misdemeanor		Technical		TOTAL REVOCATIONS	
	Number	%	Number	%	Number	%	Number	%
1	0	0%	0	0%	0	0%	0	0%
2 ¹	0	0%	0	0%	0	0%	0	0%
3	0	0%	0	0%	0	0%	0	0%
4	0	0%	1	1%	96	99%	97	100%
5	1	17%	5	83%	0	0%	6	100%
6	0	0%	0	0%	11	100%	11	100%
7	1	13%	0	0%	7	88%	8	100%
8	0	0%	0	0%	0	0%	0	0%
9	0	0%	0	0%	11	100%	11	100%
10	0	0%	0	0%	0	0%	0	0%
11	0	0%	0	0%	0	0%	0	0%
12	0	0%	0	0%	0	0%	0	0%
13	0	0%	1	50%	1	50%	2	100%
14	1	33%	1	33%	1	33%	3	100%
15	0	0%	1	100%	0	0%	1	100%
16	0	0%	0	0%	0	0%	0	0%
17	0	0%	1	100%	0	0%	1	100%
18	0	0%	0	0%	0	0%	0	0%
19	6	10%	22	37%	32	53%	60	100%
20	0	0%	0	0%	0	0%	0	0%
21	0	0%	0	0%	0	0%	0	0%
22	0	0%	0	0%	0	0%	0	0%
STATE	9	5%	32	16%	159	80%	200	100%

Key:

- New Felony*: Includes revocations for a new felony offense committed while on monitoring.
- New Misdemeanor*: Includes revocations for a new misdemeanor offense committed while on monitoring.
- Technical*: Includes revocations for technical violations (e.g. failure to complete treatment, failure to complete community service).
- Total Revocations*: Total includes all felony, misdemeanor, and technical violations resulting in a revocation from monitoring.

Note: Percentages may not total 100 percent because of rounding.

¹In the 2nd Judicial District, DUI/DWAI cases are filed in Denver County Court rather than District Court, which is not part of the State Court data system.

TABLE 102

FY 2014
Colorado State Probation
Alcohol and Drug Driving Safety Program (ADDS)
State DUI/DWAI Monitored Clients
Length of Stay

TYPE:	0-6 months		7-12 months		13-18 months		19-24 months		25-48 months		49+ months		TOTAL CLOSURES	
DISTRICT	Number	%	Number	%	Number	%	Number	%	Number	%	Number	%	Number	%
1	0	0%	1	100%	0	0%	0	0%	0	0%	0	0%	1	100%
2 ¹	0	0%	0	0%	0	0%	0	0%	0	0%	0	0%	0	0%
3	0	0%	3	43%	1	14%	2	29%	0	0%	1	14%	7	100%
4	386	95%	13	3%	3	1%	4	1%	1	0%	0	0%	407	100%
5	127	27%	202	43%	86	18%	23	5%	34	7%	1	0%	473	100%
6	7	3%	136	61%	52	23%	12	5%	12	5%	3	1%	222	100%
7	55	12%	165	37%	54	12%	116	26%	53	12%	5	1%	448	100%
8	0	0%	0	0%	0	0%	0	0%	0	0%	0	0%	0	0%
9	115	25%	154	33%	94	20%	47	10%	46	10%	9	2%	465	100%
10	0	0%	0	0%	0	0%	0	0%	0	0%	0	0%	0	0%
11	0	0%	0	0%	0	0%	0	0%	0	0%	1	100%	1	0%
12	0	0%	1	50%	0	0%	1	50%	0	0%	0	0%	2	100%
13	3	5%	3	5%	12	20%	34	57%	8	13%	0	0%	60	100%
14	39	17%	73	32%	46	20%	29	13%	32	14%	9	4%	228	100%
15	9	17%	12	22%	18	33%	7	13%	7	13%	1	2%	54	100%
16	16	34%	17	36%	8	17%	5	11%	1	2%	0	0%	47	100%
17	1	50%	0	0%	1	50%	0	0%	0	0%	0	0%	2	100%
18	0	0%	0	0%	1	100%	0	0%	0	0%	0	0%	1	0%
19	21	4%	47	9%	231	43%	172	32%	66	12%	4	1%	541	100%
20	0	0%	0	0%	0	0%	0	0%	0	0%	0	0%	0	0%
21	25	7%	98	27%	96	26%	74	20%	67	18%	5	1%	365	100%
22	0	0%	0	0%	0	0%	0	0%	0	0%	0	0%	0	0%
STATE	804	24%	925	28%	703	21%	526	16%	327	10%	39	1%	3,324	100%

Note: Percentages may not total 100 percent because of rounding.

¹In the 2nd Judicial District, DUI/DWAI cases are filed in Denver County Court rather than District Court, which is not part of the State Court data system.

TABLE 103

FY 2014
Colorado State Probation
Alcohol and Drug Driving Safety Program (ADDS)
Total Active DUI/DWAI Monitored Clients on June 30, 2014

DISTRICT	NUMBER
1	14
2 ¹	0
3	27
4	507
5	515
6	218
7	477
8	81
9	691
10	30
11	15
12	0
13	35
14	400
15	171
16	68
17	2
18	1
19	892
20	7
21	644
22	9
TOTAL STATE	4,804

¹In the 2nd Judicial District, DUI/DWAI cases are filed in Denver County Court rather than District Court, which is not part of the State Court data system.

SECTION IX: GLOSSARY OF TERMS



Probation Glossary

Absconder:	Refers to probationers who become fugitives and are no longer compliant with probation supervision.
Adjudication:	Refers to a juvenile case indicating that the charges have been proven or the juvenile has pled guilty to committing a delinquent act. The equivalent for adult offenders is “conviction.”
Administrative Investigations:	A supplemental report to a Pre- Sentence Investigation Report addressing additional cases.
Administrative Closure:	Indicates a case that has been terminated from supervision in the jurisdiction indicated for miscellaneous reasons such as, “in custody in another jurisdiction.”
Administrative Client Risk Level:	An assigned supervision level indicating lower supervision need by probation because of other more intensive “supervision” being provided elsewhere (such as jail or an inpatient treatment facility) or minimal conditions of the sentence remain and more intensive supervision is no longer necessary.
Change of Venue:	Occurs when a delinquent juvenile has been transferred from one Colorado judicial district, where the offense occurred, to another one where the juvenile will receive supervision. Change of Venue typically occurs because the juvenile resides in a jurisdiction other than where the offense took place.
Client Risk Level:	Probationers are classified using a risk assessment instrument. The instruments used for adults are the LSI (Level of Supervision Inventory), and the VASOR/SOTIPS assessment instrument. The juvenile instrument is the CJRA (Colorado Juvenile Risk Assessment). These instruments determine the level of supervision for an offender (e.g. Maximum, Medium, and Minimum).
Courtesy Closure:	A case that has closed in the supervising jurisdiction and returned to the originating or sentencing district.
Courtesy Supervision:	Occurs when an adult offender has received a probation sentence in one Colorado judicial district but will be supervised by the probation department in another Colorado judicial district because they reside in that jurisdiction.
Community Corrections:	A community-based sentence that is more restricted than probation supervision but less restrictive than a secure facility. A community corrections sentence typically includes both a residential and non-residential component with supervision from a case manager. Because probation maintains jurisdiction over offenders sentenced to community corrections, they are also monitored by a probation officer.
Deferred Judgment and	Refers to a case status in which the offender, (adult or juvenile) has

Sentence/Adjudication:	entered a plea of guilty and, through an agreement with the district attorney and consent of the court, the case is continued for a set period of time. The offender is usually supervised by probation and upon successful completion of the deferred judgment the case is dismissed.
Direct File:	A case filed by a District Attorney in which a juvenile is prosecuted as an adult.
Intake:	The initial process for setting up the supervision of probationers in the absence of a pre-sentence investigation. The intake process typically entails a review of the Terms and Conditions of the probation sentence, an assessment of risk and needs, and initial referral for services.
Interstate:	Refers to offenders who have committed crimes in a state other than where they reside. These offenders apply to have their supervision transferred to their state of residence and are screened by the Interstate Compact Office prior to acceptance of supervision.
Investigations:	An investigative process conducted by probation officers prior to sentencing on a criminal offense. The information (e.g. risk for re-offense, service needs, criminal, social, education and substance abuse history, impact of the offense on victim(s) etc.) gathered during a pre-sentence investigation is used to inform sentencing decisions and supervision strategies.
Length of Stay:	The period of time an offender is on probation supervision.
Monitoring:	DUI/DWAI offenders who, as a part of their sentence, are required to have their compliance with court orders monitored by the probation department.
Revoked:	The withdrawal of a probation sentence due to a new misdemeanor or felony offense or a technical violation of the Terms and Conditions of the probation sentence. Following a revocation of probation, the offender is re-sentenced by the court.
Success:	Successful terminations represent those offenders who meet their Terms and Conditions of their probation sentence and the length of their sentence has expired.
Technical Violation:	Occurs when a probationer has been non-compliant for reasons other than a new crime with the Term(s) and Condition(s) of the probation sentence (e.g. drug use, missed appointments etc).
Transfer Hearing:	A judicial proceeding in which the court makes a determination after a hearing to prosecute a juvenile as an adult.

Supreme Court Glossary of Terms

Civil Appeal-A written request to modify or reverse the judgment of a trial court or intermediate level appellate court in a civil case.

Criminal Appeal-A request to modify or reverse the judgment of a trial court or intermediate level appellate court in a criminal case.

Habeas Corpus-(Habeas corpus ad subjiciendum) “An independent civil action to determine not the guilt or innocence of the person held in custody, but whether the custody is unlawful. Common grounds for relief under the writ include a conviction based on illegally obtained evidence, a denial of effective assistance of counsel, or a conviction by a jury that was improperly selected and impaneled. Use of the writ is not limited to criminal matters. It is also available in civil matters, as, for example, to challenge a person's custody of a child or the institutionalization of a person declared incompetent.”

Interlocutories-An interlocutory appeal is one which is not determinable of the controversy, but which is necessary for a suitable adjudication of the merits. Colorado Appellate Rule 4.1 governs interlocutory appeals in criminal cases and provides that the state may file an interlocutory appeal in the Supreme Court from a district court ruling granting a motion in advance of the trial by the defendant for the return of property and to suppress evidence or to suppress an extra-judicial confession or admission. This is only one example of an interlocutory appeal.

Interrogatories-Pursuant to Article VI, section 3 of the state Constitution, the Court may be required to answer “important questions upon solemn occasions” propounded by the Governor, the Senate, or the House of Representatives. These questions are called “interrogatories.”

Judicial Discipline or Disability-Judges who are alleged to have engaged in misconduct or to be suffering from a disability which is or is likely to become of a permanent character may be subject to judicial discipline. The Colorado Commission on Judicial Discipline investigates such allegations and, if it concludes that the judge has engaged in misconduct or is disabled, it may recommend to the Supreme Court a range of sanctions, including removal of the judge from office, retirement of the judge for a disability, reprimand or censure of the judge, or assessment of costs against the judge.

Original Proceedings-Colorado Rules of Civil Procedure 21 provides the Colorado Supreme Court with discretion to exercise original jurisdiction in extraordinary circumstances where no other remedy is available. Original proceedings are used to test whether the trial court is proceeding without jurisdiction or in excess of its jurisdiction and to review a serious abuse of discretion when an appellate remedy would be inadequate. The remedy in an original proceeding takes the form of a special mandate from the Supreme Court addressed to an individual, official body, or lower court and may be used to restrain or compel the acts of a trial court. The Court issues a “rule to show cause” why the relief requested in the petition should not be granted. After considering the written briefs, the Supreme Court either makes the rule absolute (grants the relief requested) or discharges the rule (denies the relief requested).

Petitions in Certiorari-A writ of common law origin issued by a superior to an inferior court requiring the latter to produce a certified record of a particular case tried therein. The writ is generally issued so that the issuing court may inspect the proceedings and determine whether there have been any irregularities. Like the United States Supreme Court, the Colorado Supreme Court uses the writ as a discretionary device to choose which cases it wishes to hear. Colorado Appellate Rules 49-58 govern writs of certiorari.

Supreme Court Glossary of Terms

Reapportionment-Article 5, section 48 of the state Constitution provides that after the decennial federal census, the senatorial districts and representative districts shall be established, revised, or altered, and the members of the senate and the house of representatives apportioned among them, by a Colorado reapportionment commission. The commission must publish a preliminary plan for reapportionment of the members of the general assembly and shall hold public hearings thereon. After the completion of such hearings, the commission must finalize its plan and submit the same to the Colorado Supreme Court for review and determination as to whether the plan meets constitutional standards. The Supreme Court must either approve the plan or return the plan and the court's reasons for disapproval to the commission. If the plan is returned, the commission shall revise and modify it to conform to the court's requirements and resubmit the plan to the court. If the plan is approved by the court, it shall be filed with the secretary of state for implementation.

Request for Stay Pending Appeal-A stay is a suspension of the case or some designated proceedings within it. Colorado Appellate Rule 8 governs stays pending appeal.

Rule 21.1-This rule of appellate procedure governs certification of questions of law to the Colorado Supreme Court by the United States Supreme Court, federal courts of appeals, federal district courts, and the federal Court of Claims. Under the rule, a certifying court may request that the Colorado Supreme Court answer a question of law if there is involved in any proceeding before the certifying court a question of state law which may be determinative of the cause pending and to which it appears that there is no controlling precedent in the Colorado Supreme Court's decisions.

Special Concurrences-An opinion in which a justice expresses agreement with the particular result in a given case while objecting to a line of reasoning. The special concurrence may relate to the majority opinion in its entirety or to the result only.

Statutory Reviews-Section 1-40-107, C.R.S., provides a mechanism by which registered electors who meet certain criteria and who believe that a ballot title contains multiple subjects may petition the Supreme Court to review the title board's action or decision.

Unauthorized Practice-The practice of law by one who is not licensed as an attorney in Colorado. The Supreme Court has the exclusive jurisdiction to define the practice of law and to prohibit the unauthorized practice of law within the state (see C.R.C.P. 229 through 240.1).

Trial Courts Glossary of Terms

Abatement of action-A suit, which has been quashed and ended.

Accord-A method of discharging a claim upon agreement by the parties to give and accept something in settlement of the claim.

Acquittal-The verdict of not guilty for a defendant in a criminal case.

Actual malice-To win a defamation suit, public officials or prominent people, such as political candidates or movie stars, must prove that the offender made a false statement with actual malice. This means the statement was made with knowledge that it was false or with serious doubts about whether it was true.

Addendum-An add-on to something. For example, on a court document, if changes need to be made or information added, a new document can be written up, signed, and filed as an addendum to the original document.

Administrator-An individual appointed by the court to manage the estate of a person who died without leaving a valid will.

Administrative Support Order-Cases in which the delegate child support unit (typically the department of social.

Adversary system-The system of trial practice in which each of the opposing parties has full opportunity to present and establish his/her contention before the court.

Advisement-The consultation of the court.

Affidavit-A written or printed statement of facts, made voluntarily, and confirmed by the oath or affirmation of the party making it, taken before a person having authority to administer such oath or affirmation by law.

Agent-A person who has received the power to act on behalf of another, bind that other person as if he or she were themselves making the decisions.
In Probate: An attorney in fact under a durable or non-durable power of attorney, an individual authorized to make decisions for another under the "Colorado Patient Autonomy Act".

Aggravated damages-Special and highly exceptional damages awarded by a court where the circumstances of the conduct have been particularly humiliating or malicious towards the Plaintiff/victim.

Alimony-Also called maintenance or spousal support in a divorce or separation. Money paid by one spouse to the other in order to provide financial support after a divorce or legal separation.

Allegation-The assertion, claim, declaration, or statement of a party to an action, made in a pleading, setting out what he/she expects to prove.

Allocation of parental responsibilities-Commonly known as "custody". In divorce, legal separation, or custody actions regarding children, the Court will allocate parental rights and responsibilities for the care of the children.

Trial Courts Glossary of Terms

Alternative Dispute Resolution (ADR)-Methods for resolving problems without going to court

Ancillary Proceedings-A type of probate filing in which a probate case had been opened in another state but the decedent had property in the state of Colorado.

Annulment-To make void or null; abolish; cancel; invalidate a marriage. The legal term is "Declaration of Invalidity of Marriage".

Answer-The pleading in a civil suit by which the defendant admits, denies or otherwise controverts the sufficiency of the allegations of facts set forth in the plaintiff's petition. It also contains defenses the defendant may have to the plaintiff's allegations.

Appeal-A request by the losing party in a lawsuit for a higher court to review a lower court decision.

Appearance-When you physically appear or show up in Court.

Appellant-The party who appeals a trial court decision that he/she/it has lost.

Appellee-In some jurisdictions the name used for the party who has won at the trial court level, but the loser (appellant) has appealed the decision to a higher court. Thus the **appellee** has to file a response to the legal brief filed by the appellant. In many jurisdictions the appellee is called the "respondent."

Applicant-A person who files an Application for Informal Appointment of a Personal Representative.

Application-A written request to the registrar for an order of informal probate or appointment under informal probate and appointment proceedings.

Appurtenance-Something that, although detached, stands as part of another thing. An attachment or appendage to something else. Used often in real estate context where an "appurtenance" may be, for example, a right of way over water – although physically detached, is part of the legal rights of the owner of another property

Arbitration-The referral of a dispute to an impartial third person chosen by the parties to the dispute. The parties agree in advance to abide by the arbitrator's decision following a hearing at which both parties have an opportunity to be heard. Sometimes three persons sit as an arbitration panel.

Arrears-A debt that is not paid on the due date adds up and accumulates as "arrears."

Assignment-The transfer of legal rights, such as the time left on a lease, from one person to another.

Assumption of risk-A defense raised in personal injury lawsuits. Asserts that the plaintiff knew that a particular activity was dangerous and thus bears all responsibility for any injury that resulted.

Attachment-An additional or supplementary remedy that allows the plaintiff to place a lien on property belonging to the defendant to make sure there will be means of satisfying (paying) a judgment that may be entered in a civil case.

Trial Courts Glossary of Terms

Bad faith-Intent to deceive. Dishonesty or fraud in a transaction, such as entering into an agreement with no intention of ever living up to its terms or knowingly misrepresenting the quality of something that is being bought or sold.

Bailiff-Court employee whose duty is to keep order in the courtroom.

Bankruptcy-A process governed by federal law to help when people cannot or will not pay their debts.

Bench warrant-An order issued by a judge for the arrest of a person.

Bigamy-A person who enters into a marriage with one person while still legally married to another

Bill of particulars-A written statement specifying the details of the demand set forth in the petition in a civil action

Binder-An outline of the basic terms of a proposed sales contract between a buyer and a seller.

Bond-Money or property given to the court to hold a hearing date or to get someone out of jail.

Breach of contract-The failure to do what one promised to do under a contract. Proving a breach of contract is a prerequisite of any suit for damages based on the contract.

Breach of trust-Any act or omission on the part of the trustee, which is inconsistent with the terms of the trust agreement; or the law of trusts. A prime example is the redirecting of trust property from the trust to the trustee, personally.

Breach of warranty- A civil case in which a plaintiff claims that a product does not perform as represented.

Brief-A written statement by counsel summarizing the facts of a case, the pertinent laws, and arguments of how the law applies to the facts supporting the lawyer's position.

Burden of proof-In civil cases, the plaintiff must prove her/his case with a "preponderance of evidence."

Buy-Sell agreement-An agreement among business partners that specifies how shares in the business are to be transferred in the case of a co-owner's death.

C.A.R.-Abbreviation for "Colorado Appellate Rules".

C.R.S.- C.R.C.C.P.: Abbreviation for Colorado Rules of County Civil Procedure.

C.R.S.- C.R.C.P. Abbreviation for Colorado Rules of Civil Procedure.

C.R.S.-Abbreviation for "Colorado Revised Statutes".

Trial Courts Glossary of Terms

Capacity-A legal qualification, such as legal age, that determines one's ability to sue or be sued, to enter into a binding contract, etc.; or the mental ability to understand the nature and effect of one's acts.

Case law-Law based on previous verdicts and written judicial decisions.

Case management order-An order by the court that outlines the steps the parties must follow for their case to continue.

Cease and desist order-An order of an administrative agency or court prohibiting a person or business from continuing a particular course of conduct.

Certificate of Service-An area on a court form, usually at the end of the form, where you tell the court how and when you provided a copy of the court form to the other person in the case, before or directly after you gave the form to the court.

Certified copies-A copy obtained from the court that is certified by the clerk to be an authentic copy of the court record.

Change of venue-When a court case is moved from one location to another, usually because of a question of fairness.

Chapter 13 bankruptcy-A type of bankruptcy in which a person keeps his assets and pays creditors according to an approved plan.

Chapter 7 bankruptcy-A type of bankruptcy in which a person's assets are liquidated (collected and sold) and the proceeds are distributed to the creditors.

Character evidence-Proof or testimony given about another person's moral standing, general character, and reputation.

Charging lien-Entitles a lawyer who has sued someone on a client's behalf the right to be paid from the proceeds of the lawsuit, if there are any, before the client receives those proceeds.

Charter-A city's organic law, which means the law concerning a city issue will trump a state law governing the same issue.

Chattel-Moveable or transferable property; especially personal property.

Child and Family Investigator (CFI)-A court-appointed expert that investigates and writes a report to the Judge as to the children's best interests in a controversial divorce or custody case.

Child support-Money paid by a parent to the person with custody of the child(ren) to help meet the financial needs of their child(ren).

Child Support Enforcement (CSE)-A government agency that assists in collecting current and past-due child support. CSE also helps in establishing new support orders and paternity.

Circumstantial evidence-Evidence that implies something occurred but does not directly prove it.

Trial Courts Glossary of Terms

Citation-An order to appear in court at a certain place and time. Issuance of a citation is not an arrest.

Civil action-A non-criminal proceeding designed to resolve disputes between individuals and/or businesses.

Civil Protection Orders: (Prior to 7/1/03, known as Restraining Orders). District and county courts have original concurrent jurisdiction to issue temporary or permanent civil Protection orders for any of the following purposes: 1) to prevent assaults and threatened bodily harm; 2) to prevent domestic abuse; 3) to prevent emotional abuse of the elderly; and 4) to prevent stalking (See 13-14-102 C.R.S. and 13-1-136 C.R.S. and C.R.C.C.P. Rule 365).

Civil Union-Civil union" means a relationship established by two eligible persons that entitles them to receive the benefits and protections and be subject to the responsibilities of spouses. C.R.S. 14-15-103

Claim-To demand or assert as a right. Facts that combine to give rise to a legally enforceable right or judicial action. Demand for relief. A claim is something that one party owes another. Someone may make a legal claim for money, or property.

Claimant-A person or entity to whom the decedent of the estate has a financial or other obligation also known as a *creditor*.

Class action suit-A lawsuit in which one or more parties file a complaint on behalf of themselves and all other people who are "similarly situated" (suffering from the same problem). Often used when a large number of people have comparable claims.

Clear and convincing evidence-Evidence indicating that the thing to be proved is highly probably or reasonably certain. This requires more than a "preponderance of the evidence" but less than "beyond a reasonable doubt."

Clerk and Recorder-The Clerk and Recorder issues and records marriage licenses, records all real estate transactions, issues liquor licenses, registers voters, manages all primary, general and county elections, and sometimes city and school district elections. The Clerk and Recorder also operates the Motor Vehicle Divisions in the State of Colorado for titling vehicles and issuing license plates. There is a Clerk and Recorder in each county in Colorado.

Closing arguments-The final statements in a trial arguing for the evidence you presented or against the evidence the other side presented. This is your final chance to persuade the Judge or jury.

Co-petitioner-A person who jointly completes, signs, and files a written Petition, or a written application to the Court with the Petitioner, asking for specific action to be taken.

Coercion-Compulsion by physical force or threat of physical force; an act, such as signing a will under coercion, is not legally valid.

Cohabitation-A living arrangement in which an unwed couple live together in an intimate relationship that resembles a marriage.

Collateral-An asset that a borrower agrees to give up if he or she fails to repay a loan.

Trial Courts Glossary of Terms

Collateral estoppel-In civil litigation, an affirmative defense to a claim that bars a party from relitigating an issue determined in an earlier action, even if the two actions significantly differ from one another.

Collusion-A secret agreement between two or more persons, who seem to have conflicting interests, to abuse the law or the legal system, deceive a court or to defraud a third party.

Colorado Rules of Professional Conduct-The rules of conduct that govern the legal profession. The rules contain general ethical guidelines and specific rules written by the American Bar Association and adopted by the Colorado Supreme Court.

Comity-A code of etiquette that governs the interactions of courts in different states, localities and foreign countries. Courts generally agree to defer scheduling a trial if the same issues are being tried in a court in another jurisdiction. In addition, courts in this country agree to recognize and enforce the valid legal contracts and court orders of other countries.

Common law marriage-A marriage that takes legal effect, without license or ceremony, when a couple live together as husband and wife, intend to be married and hold themselves out to others as a married couple.

Community property-Property purchased or received by a couple during their marriage.
Comparative negligence-Also called comparative fault. The doctrine by which acts of opposing parties are compared in fault on a percentage basis. A party who is 50 percent or more at fault cannot recover. A party who is less than 50 percent at fault may recover, but at the reduced percentage.

Compensatory damages-Money awarded to reimburse actual costs, such as medical bills and lost wages. Also awarded for things that are harder to measure, such as pain and suffering.

Complainant-In civil cases, the person who initiates a lawsuit. In criminal cases, the chief or only witness for the prosecution may sometimes be referred to as the complainant.

Complaint-In a civil action, the document that initiates a lawsuit. The complaint outlines the alleged facts and reason for the case. In a criminal action, a complaint is the preliminary charges filed against a defendant, usually filed by the police or court.

Concurrent jurisdiction-A situation where more than one court has jurisdiction over the same subject matter. Usually the first court that takes the case obtains jurisdiction.

Condemnation-A civil case in which the plaintiff, usually the Department of Transportation but may be a city or state district, is asking that property be condemned and taken so that it may be put to that department's use (See §38-3-105 C.R.S.).

Confidentiality-The state of having the release of certain information restricted. It is the relationship between a lawyer and a client, guardian and ward, or between spouses, with regard to the trust that is placed in the one by the other.

Conflict of interest-A conflict of interest occurs when a person or organization has a responsibility to two or more people or organizations at the same time, but doing the best thing for one may harm the other.

Trial Courts Glossary of Terms

Contempt of court-A process brought before the Court to enforce non-compliance the existing order by one or more of the parties.

Continuance-The postponement of a court case for another time or day.

Contract-An agreement between two or more parties creating obligations enforceable or otherwise recognizable at law.

Contributory negligence-In any action based upon the negligence of the defendant, the plaintiff's own contributory negligence may either defeat or reduce the amount of recovery.

Conviction-A finding that the defendant is guilty in a criminal case.

Copyright-A person's property right to prevent others from copying works that they have written, authored or otherwise created.

Corroborating evidence-Additional evidence which strengthens or confirms already existing evidence.

Counterclaim-After a lawsuit is filed, a claim for relief brought by a defendant against the plaintiff, particularly a claim in opposition to or as a setoff against the plaintiff's claim.

County Court Counter Claim: A civil case in which a defendant desires to counterclaim against the Plaintiff. In County Court if the counterclaim exceeds the jurisdiction of County Court, a transfer of the case to District Court may be requested by the defendant or made automatically by the court (See C.R.C.P. 313).

Court of record-Any court that makes a record of the proceedings.

County Felony-Criminal felony cases that have preliminary work done at the county court level before being bound over (sent) to district court.

Covenant- Provisions in a deed limiting the use of the property and prohibiting certain uses. Breach of covenant claims are usually filed by homeowners associations.

Creditor-A person or entity to whom the decedent of the estate has a financial or other obligation also known as a *claimant*.

Cross-claim-A claim by one defendant against another defendant.

Cross-examination-Questioning of the other party's witness.

Custodian-The person appointed to manage and dispense funds for a child without constricting court supervision and accounting requirements.

Trial Courts Glossary of Terms

Custody-In family law cases, it is also known as allocation of parental responsibilities, and refers to decision-making and parenting time.
In criminal cases, this means the restraint of a person's freedom in any significant way. Someone in jail is considered to be "in custody".

Cyberstalking-The act of threatening, harassing or annoying someone throughout cyberspace, with the intent of placing the recipient in fear that the person threatening will injure that person or the person's family or household.

Damages-The monetary compensation which may be recovered by a party for personal injury, or loss or damage to one's property or rights as a result of another party's unlawful act or negligence.

Debtor-A person who owes money, goods or services to another.

Decedent-A person who has passed away.

Declaratory Judgment- A civil case in which the plaintiff is asking the court to declare (order) something. It is used to settle and gain relief from uncertainty with respect to rights, status, or other legal relations.

Decree-The final order of the Court that disposes of or ends the marriage or legal separation proceedings.

Deed-A written legal document that describes a piece of property and outlines its boundaries. The seller of a property transfers ownership by delivering the deed to the buyer in exchange for an agreed upon sum of money.

Default-If the defendant does NOT appear at the time of the hearing or file an answer, the Court may enter "default" or "failure to appear/answer" which entitles the plaintiff to all relief asked for in the complaint (i.e. money, possession of property, etc.).

Default judgment-When a party against whom a judgment for affirmative relief is sought has failed to plead or otherwise defend, she/he is in default and a judgment by default may be entered by the clerk of court.

Defendant-The person that is being sued or the person charged with a crime in a criminal case.

Dependency and Neglect- A child is dependent or neglected if a parent, guardian, or legal custodian has abandoned the child or has subjected the child to mistreatment or abuse, whether the parent is or is not at fault. In addition, a child is dependent or neglected if the child has run away from home or is beyond the control of their parents (For other examples, see §19-3-102 C.R.S.).

Depose-To make a deposition, to give evidence in the shape of a deposition, to make statements which are written down and sworn to; to give testimony which is reduced to writing by a duly qualified officer and sworn to by the deponent.

Deposition-The testimony of a witness, taken in writing, under oath or affirmation, in answer to questions. This is held out of court with no Judge present, but the answers often can be used as evidence in the trial.

Trial Courts Glossary of Terms

Determination of Interests- A civil case in which the plaintiff asks the court to determine his or her interest in something. (*e.g. two attorneys have been partners in a law practice. Now the partnership is being dissolved, and the attorneys cannot agree on who gets what, for example: furniture, computer, client list, etc.*).

Devisee-A person or entity designated in a Will to receive real or personal property.

Diligent efforts-Steady, persistent efforts to locate an individual to complete personal service, including contacting friends, family, business associates; completing an internet search; and attempting personal service by a Process Server, Police Department or Sheriff's Office.

Dismissal with prejudice-A dismissal "with prejudice" bars refile of the lawsuit or charge.

Dismissal without prejudice-The dismissal of a case while allowing the party to sue again on the same cause of action at some future time.

Disposition- The final settlement of a matter, and with reference to decisions announced by a court, a judge's ruling is commonly referred to as a disposition.

Dissolution-Often used in divorce cases. Ending a marriage or civil union.

Distrain Warrant- A filing by the State Department of Revenue for a judgment for outstanding State Taxes that allows for a lien to be placed on the debtor's assets..

District Court-District Courts hear civil cases in any amount, as well as domestic relations, criminal, juvenile, probate, and mental health cases. District court decisions may be appealed to the Colorado Court of Appeals (in some cases directly to the Colorado Supreme Court).

Docket-The schedule of court proceedings.

Domicile-The permanent residence of a person, a place to which, even if he/she were temporary absence, they intend to return. In law, it is said that a person may have many residences but only one domicile.

Duces tecum-Latin meaning "bring with you". Used most frequently for a subpoena (as in "subpoena duces tecum") which seeks not the appearance of a person before a court but the surrender of a thing (document or some other evidence) by its holder, to the court, to serve as evidence in a trial.

Due process-A fundamental, constitutional guarantee that all legal proceedings will be fair and that one will be given notice of the proceedings and an opportunity to be heard before the government acts to take away one's life, liberty, or property.

Duress-Where a person is prevented from acting (or not acting) according to their free will, by threats or force or force of another, it is said to be "Under Duress".

Early neutral evaluation-An early intervention in a lawsuit by a court appointed evaluator, to narrow, eliminate, and simplify issues and to assist in case planning and management. Settlement of the case may occur.

Trial Courts Glossary of Terms

Easement-Gives one party the right to go onto another party's property. Utilities often get easements.

Emancipation-The freeing of a minor child from the control or custody of his or her parent(s) and allowing the minor to live on his or her own or under the control of others. It usually applies to adolescents who leave their parents' household by agreement or demand. Emancipation may also end the responsibility of a parent for the acts of a child, including debts, negligence, or criminal acts.

En banc-A session in which the entire membership of the court participates in a decision.

Encumbrance-Any claim or restriction on a property's title.

Enjoin-To order a person to perform, or to abstain and desist from performing a specified act or course of conduct.

Escrow-Money or documents, such as a deed or title, held by a third party until the conditions of an agreement are met. For instance, pending the completion of a real estate transaction, the deed to the property will be held "in escrow."

Estate-All property owned by a person on the date of death that is subject to probate.

Eviction-Legally removing someone from a property, like an apartment or house, because they aren't paying rent or aren't following the rules in a lease.

Evidence-The testimony, writings, material objects, or other things presented to the senses that are offered to prove the existence or nonexistence of a fact.

Ex parte-Latin that means "by or for one party." A proceeding in which only one party takes part.

Exemplified-Copy of a court document with court seals from the out-of-state Court verifying the authenticity of the document.

Exhibit-A paper document or other physical object or photograph introduced into evidence to prove or deny a claim during a trial, hearing, or deposition.

Exigent circumstances-Emergency conditions.

Expedited Placement- A dependency and neglect case in which at least one child of the family is under the age of 6 years on the date the petition is filed qualifies as an Expedited Permanency Planning (EPP) case (§19-3-104 C.R.S.).

Expert witness-A witness with a specialized knowledge of a subject who is allowed to discuss an event in court even though he or she was not present.

Expunge-To physically erase, to white or strike out. To "expunge" something from a court record means to remove every reference to it. In juvenile delinquency records, "such records are deemed never to have existed".

Extortion-Forcing a person to give up property through the use of violence, fear or under pretense of authority.

Trial Courts Glossary of Terms

Fact-finder-The person or persons who make(s) determinations regarding the facts that are disputed by the parties in a case. When a trial involves a jury, the jurors are the fact-finders. If there is no jury, then the judge or magistrate is the fact-finder.

Fact-finding-An investigation of a dispute by a neutral third party who examines the issues and facts in a case, and who may or may not recommend settlement procedures.

Family Court Facilitator-An individual who assists with domestic relations cases and conducts Initial Status Conferences. The Family Court Facilitator can help you understand what you need to do during your case, answer questions, and give you instructions about the next steps in your case. The Family Court Facilitator cannot give legal advice.

Family Support Registry-The central payment processing center for the State of Colorado for child support and maintenance (spousal/partner support)

Felony-A crime punishable by imprisonment or by death in a state penal institution.

Fiduciary-A person having a legal relationship of trust and confidence to another and having a duty to act primarily for the other's benefit, e.g., a guardian or trustee.

File-To deposit with the clerk of the court a written complaint or petition which is the opening step in a lawsuit and subsequent documents, including an answer, motions, petitions, orders etc. A record of the court. A paper is said to be **filed** when it is delivered to the court to be kept on file as a matter of record and reference.

Forcible Entry and Detainer-Eviction; a civil case in which the plaintiff is seeking to regain possession of leased.

Foreclosure-When a borrower cannot repay a loan on a piece of property, like a house or condominium, and the lender asks the court for an order to force the sale of the property.

Foreclosure other than Rule 120- A legal proceeding to terminate a mortgager's interest in property, instituted by the lender either to gain title or to force a sale in order to satisfy the unpaid debt secured by the property (See §38-38-701 C.R.S.).

Foreign judgment-Any judgment, decree, or order of a court of the United States or of any other courts outside of Colorado that should be honored and given effect by Colorado courts. (Civil protection orders issued by other states are not considered foreign judgments and have their own process and rules for enforcement, found in C.R.S. § 13-14-104.)

Forgery-A false document, signature, or other imitation of an object of value used with the intention to deceive another into believing it is the real thing.

Formal-Opening an estate after prior notice to Interested Persons.

Fraud-Intentionally deceiving someone and causing that person to suffer a loss.

Fugitive-A person who runs away to avoid arrest, prosecution or imprisonment.

Trial Courts Glossary of Terms

Gag order-A judge's order prohibiting the attorneys and parties in a pending lawsuit or criminal prosecution from talking about the case to the media or the public.

Garnishee-The person or entity (often a bank or employer) that receives a court order garnishing wages or funds it owes to a debtor.

Garnishment-A court-ordered procedure for taking money or property from someone to satisfy a debt. For example, a debtor's wages might be garnished to pay child support, back taxes, or a lawsuit judgment.

Good faith-Honestly and without deception.

Goods Sold and Delivered- A civil case in which the plaintiff claims that defendant purchased products, not services, but has failed to pay for them.

Grand jury-A panel of members of the public chosen from regular jury pool lists. This panel determines whether there is enough evidence to charge someone for a serious crime. Any charges issued by a grand jury are called indictments.

Green card-Also known as a permanent resident card. A Green Card holder is an immigrant who has become a lawful permanent resident of the U.S., and who can work legally, travel abroad and return, apply for permission for his/her spouse and children to immigrate to the U.S., and become eligible for citizenship.

Gross negligence-Refers to actions or inactions where there was a failure to use even the slightest amount of care in a way that shows recklessness or willful disregard for the safety of others.

Guardian-A person who is trusted by law with the care of another person or property of another, or both, as a minor or someone legally incapable of managing his or her own affairs.

Guardian ad litem-A court-appointed representative who is to defend or protect the interest of a person under legal disability, such as a child or incompetent individual involved in a legal court proceeding.

Guardianship-The office, duty, or authority of a guardian.

Habeas corpus-Latin phrase meaning "you have the body". A Writ of Habeas Corpus is an order to bring a person before the court.

Habitual offender-Also known as a "recidivist." A person who is convicted and sentenced for multiple crimes over a period of time and even after serving sentences of incarceration, demonstrating a tendency toward criminal conduct.

Harassment-Used in variety of legal contexts to describe words, gestures, and actions which tend to annoy, alarm and abuse (verbally) another person.

Trial Courts Glossary of Terms

Hearing-Any proceeding before a judge or other magistrate without a jury in which evidence and/or argument is presented to determine some issue of fact or both issues of fact and law. While technically a trial with a judge sitting without a jury fits the definition, a hearing usually refers to brief sessions involving a specific question at some time prior to the trial itself.

Hearsay-A written or spoken statement that was made outside of the court by someone other than the person testifying about that statement.

Heir-Person entitled to the property of the Decedent under statutes of Intestate Succession.

Heirs-Persons who are entitled by law to inherit the property of the deceased if there is no will specifying how the property should be divided.

Holographic will-An un-witnessed handwritten will. A few states, including Colorado, allow such documents to be admitted to probate, but most courts are very reluctant to accept them.

Homicide-The killing of one human being by the act, procurement, or omission of another. A person is guilty of criminal homicide if he purposely, knowingly, recklessly or negligently causes the death of another human being. Criminal homicide is murder, manslaughter or negligent homicide.

Hostile witness-A witness who testifies against the party who has called the person to testify. The hostile witness may be asked leading questions, as in cross-examination.

Hung jury-A divided jury that cannot agree on a unanimous verdict.

Illicit-Not permitted or allowed; unlawful.

Immaterial-Not essential or necessary, not important or pertinent; without weight; of no significance.

Immunity-Freedom from duty or penalty; exemption, as from serving in an office or performing duties that the law generally requires other citizens to perform.

Impanel-All the steps of determining and forming the jury in the trial of a particular case.

Impaired mental condition-A condition of the mind, caused by mental disease or defect, which does not rise to the level of insanity but prevents the person from forming the mental state required to find him or her guilty of the crime. If he or she is found not guilty because of impaired mental condition, they may be committed to the Department of Institutions.

Impeach-To accuse or deny or contradict. To call into question the truthfulness of a witness through other evidence that shows that the witness should not be believed.

Implied consent laws-Laws adopted by all states that apply to testing for alcohol in the blood, breath or urine. The principle underlying these laws is that any licensed driver who operates a vehicle has consented to submit to approved tests to show intoxication.

In camera-In chambers; in private. A cause is said to be heard *in camera* either when the hearing is had before the judge in his/her private room or when all spectators are excluded from the courtroom.

Trial Courts Glossary of Terms

Inadmissible-Information which, under the established rules of evidence, cannot be admitted or received by the court.

Incapacitated person-A person who is unable to effectively receive and/or evaluate information or make or communicate decisions to such a degree that the individual lacks the ability to take care of his/her basic needs of physical health, safety or self-care.

Incarceration-Imprisonment or confinement in a jail or prison.

Incest-Any person who knowingly marries, inflicts sexual penetration, or sexual intrusion on an ancestor or descendant, including a natural child, child by adoption, or stepchild twenty-one years of age or older, a brother or sister of the whole or half blood, or an uncle, aunt, nephew or niece of whole blood.

Incoming Registration of Support-A domestic case in which a person had a Support Order that was entered in another state and he/she wants to enforce the case here, generally to modify the support order or to issue garnishments or wage assignments.

Incompetent-When someone is unable or unqualified to do something. The term also refers to someone who lacks the legal ability to stand trial or to testify, i.e., unqualified to testify.

Indictment-The formal written accusation of a crime made by a grand jury and presented to a court for prosecution against the accused person; the act or process of preparing or bringing the formal written accusation.

Indigent-A person meeting certain standards of poverty and, thereby, qualifying for waiver of fees or court-appointed counsel.

Informal-Opening an estate without prior notice of Interested Persons.

Informed consent-A person's agreement to allow something to happen or made with full knowledge of the risks involved and the alternatives.

Infraction-A violation, usually of a rule or local ordinance and usually not punishable by jail time.

Infringement-An act that interferes with one of the exclusive rights of a patent, copyright or trademark owner.

Initial Status Conference-A date for you to come to court to meet with a Family Court Facilitator who will help you understand what you need to do during your case, answer your questions, and give you instructions about the next steps in your case. However, you will not be given any legal advice.

Injunctive Relief- Plaintiff asks the court to restrain or enjoin another party from taking an action that may cause harm or result in injury, loss or damage to the plaintiff. May also include a temporary protection order. (See C.R.C.P. 65).

Injunction-A court order directing a person to keep oneself from doing something or ordering the person to do something.

Trial Courts Glossary of Terms

Intent-The state of mind accompanying an act, especially a forbidden act. While motive is the reason for doing some act, intent is the mental resolution or determination to do it.

Interested persons-Person identified by Colorado Law who must be given notice of a court proceeding. The term may include heirs, children, spouse, devisees, beneficiaries, creditors, claimants and persons having priority to serve as personal representative, depending on the circumstances.

Interlocutory-Refers to an order, judgment or appeal, that is temporary and issued or taken while the case is still pending and is not final.

Interrogatories-A written set of questions, submitted to an opposing party in a lawsuit as part of discovery, or served on a judgment debtor by a judgment creditor trying to collect a debt. Interrogatories must be answered in writing and under oath.

Intervenor-A person who voluntarily enters into an action or other proceedings with the approval of the court.

Intestate-An estate in which the person (decedent) did not live a will.

Intestate formal-Formal probate proceedings, with no will involved, may be commenced by an interested person filing a petition and, after notice and hearing, the court enters an order, adjudicates intestacy, determines heirs and appoints a personal representative.

Intestate Informal- Informal probate proceedings, with no will involved, may be commenced by an interested person filing an application for informal appointment..

Intestate succession-By Colorado law, a list of who will inherit the property when someone dies without a will.

Irrevocable trust-A trust that cannot be terminated by the settlor (the person who created the trust) once it's created.

Jeopardy-The risk of conviction and punishment that a criminal defendant faces at trial.

Joinder-The combining of parties or claims in a single lawsuit. Joinder can be either necessary or permissive.

Joint tenancy-Ownership by two or more people of the same property. This property may be real estate, cash or other items.

Judgment-A court's final determination of the rights and obligations of the parties in a case. The term includes a decree and any order that can be appealed.

Judgment creditor-The person(s), company or group who should receive a specific amount of money according to the Court's order.

Judgment debtor-The person(s), company or group who owes a specific amount of money according to the Court's order.

Trial Courts Glossary of Terms

Jurisdiction-A court's power to decide a case or issue a decree.

Jury-A group of persons selected according to law and given the power to decide questions of fact and return a verdict in a court case.

Justice-The fair and proper administration of laws. It can also refer to a judge, especially of an appellate court.

Juvenile-A person who has not reached the age of majority, usually 18.

Juvenile delinquent-An underage person that has committed a crime in states where by law a minor lacks responsibility and may not be sentenced as an adult.

Legal Separation-A court order granting the right to live apart, with the rights and obligations of divorced persons, but without divorce. The order can include issues relating to child custody, alimony, child support, division of property and debts.

Letters-A document issued by the Court, identifying the authority of the Personal Representative.

Levy-A legal process to obtain property or cash from the judgment debtor to satisfy a judgment.

Liability-Any legal responsibility, duty or obligation.

Lien

A claim that a person has upon the property of another as security for a debt owed.

Litigant-A party to a lawsuit, one who is engaged in litigation, usually referred to active parties in a case.

Litigation-A law suit, legal action, including all proceedings therein.

Magistrate-A person other than a judge authorized by Colorado law or by Colorado court rules to make orders or judgments in court proceedings, like trials or hearings.

Maintenance-Maintenance is the new term for "alimony" or "spousal/partner support". Maintenance is financial support paid to a former spouse or partner.

Mandate-A command, order or direction, written or spoken which the court is authorized to give and a person is must obey.

May-In legal terms, "may" is defined as "optional" or "can".

Mechanics' Lien- Plaintiff has provided goods and/or services on a property (real property) for which he or she has not been paid and plaintiff has subsequently filed a lien against the property to ensure payment. (See §38-22-101 C.R.S.).

Mediation-A trained neutral person helps people involved in a court case reach their own solution.

Trial Courts Glossary of Terms

Minor-A person who does not have the legal rights of an adult. Someone who has not yet reached the age of majority which in most states is the age of 18.

Misdemeanor- A criminal offense punishable by a sentence in the county jail.

Mistrial-A trial ended before a verdict is reached because of a basic error that is harmful to the defendant.

Modification-Any change to a current court order or decree.

Money- A civil case in which the plaintiff claims a demand for money owed.

Money judgment-Part of a judgment that requires the payment of money by one party (the judgment debtor) to another (the judgment creditor).

Moot-An issue which no longer is important.

Motion-A written or oral request a party makes to the Court for a specified ruling or order.

Motion in limine-A written motion which is usually made before or after the beginning of a jury trial for a protective order against extremely harmful evidence.

Motion to suppress-A motion asking that allegedly secured illegal evidence be left out of the trial.

Nominee-The person seeking appointment as Personal Representative.

Notary Public-A person authorized by the state in which the person resides to certify documents . The signature and seal or stamp of a notary public is necessary to attest to the oath of truth of a person making an affidavit and to attest that a person has acknowledged that he/she executed a deed, power of attorney or other document, and is required for recording in public records

Note- A civil case in which the plaintiff claims defendant has signed a note (a borrower's legally binding written promise to repay a debt to a lender on a specified date) and has defaulted on the payment for that note.

Oath-A serious affirmation or promise to tell the truth or to take a certain action.

Order-A formal written direction given by a judge or magistrate.

Outgoing Registration of UIFSA- An administrative order filed by the Department of Health Services that they want to have enforced in another state.

Parental responsibility-This term includes both parenting time and decision-making responsibilities regarding the children. (The term "Custody" is no longer used.)

Parental Rights-In the State of Colorado the freedom to decide who cares for children and how. Also includes the freedom to decide how to spend time with a son or daughter, including activities and time, in order to raise a child. Decisions about school, religion, and medical treatment are included.

Trial Courts Glossary of Terms

Parenting plan-A written document that identifies decision-making responsibilities, parenting time, relocation, child support, and child tax exemption relating to the children in a divorce or custody case.

Parenting time-Also known as "**Visitation**". The right of a parent to spend time with their children by order of the Court.

Party-One of the participants in a lawsuit or other legal proceeding who has an interest in the outcome.

Paternity-A specific man being the natural or biological father of a child.

Payable on Death (POD)-A bank account that names a specific person as beneficiary of all funds once the account holder dies. Probate is not necessary.

Permanent Protection Order (PPO)-An order granting continuous protection to prevent assaults and threatened bodily harm, domestic abuse, emotional abuse and stalking.

Person in Interest-Property owner or other individual or group named as the landlord on a lease or person who has some sort of involvement or investment in the rental or home.

Personal representative-A person at least 21, resident or non-resident of Colorado, who has been appointed to administer the estate of the Decedent and may also be referred to as an Executor/Executrix.

Personal Service-Delivering a summons, complaint, or other legal document which must be served by handing it directly to the person named in the document.

Petition-A written application to the Court asking for specific action to be taken.

Petitioner-A person who is completing and filing a written Petition (application) with the Court
In Probate: A person who files a Petition for Formal Appointment of Personal Representative and/or Determination of Heirs.

Plaintiff-The person who starts a lawsuit. This person may also be known as "claimant", "petitioner", or "applicant".

Pleading-The formal presentation of claims and defenses by parties to a lawsuit. The specific papers by which the allegations of parties to a lawsuit are presented in proper form; specifically the complaint of a plaintiff and the answer of a defendant plus any additional responses to those papers that are authorized by law.

Power of Attorney-A written document in which one person appoints another person to act as an agent on his or her behalf, giving authority to perform certain acts or functions.

Preuptial agreement-A written agreement setting out terms of the relationship for the division of property and financial issues for a couple who are about to live together or marry should the relationship or marriage later be dissolved.

Pro bono-For the good; used to describe work or services done or performed free of charge.

Trial Courts Glossary of Terms

Pro se-(pronounced pro say) Latin phrase that means "for himself." A person who represents himself in court alone without the help of a lawyer is said to appear pro se.

Probate-A type of court case or area of law that focuses on guardianships, conservatorships, or division of a persons property after death.

Process Server-A person who serves or delivers legal paperwork.

Promissory note-A written document in which a borrower agrees (promises) to pay back money to a lender according to specified terms

Public Administrator Statement-A type of probate filing. The public administrator files statements of accounts in small estates.

Public Notice-Document which is submitted to the local newspaper (that must meet the qualifications of a legal publication) to publish notice of a requested name change.

Public Trustee-In Colorado, an individual appointed by the Governor that keeps deeds of trusts related to real estate, handles the sale of foreclosed real estate, and collects taxes related to real estate. A public trustee is appointed in each county or the treasurer in the county acts as public trustee.

Public Utilities Commission- A review of a decision by the Public Utilities Commission for the purpose of having the lawfulness of the final decision inquired into and determined. (See §40-6-115 C.R.S.).

Publication-A method of providing legal notice, conveying or making information generally known to the public, usually by means of an approved newspaper in the appropriate county or district.

Real property-Land and all the things that are attached to it, like a garage or barn. Anything that is not real property is personal property. Personal property is anything that isn't nailed down, dug into, or built onto the land. A house is real property, but a dining room set is not.

Registered Agent-A person authorized to accept Service of Process for a corporation.

Registration of Foreign Decree- When a party to a domestic relations case, filed in another state, seeks to register (or file) an out-of-state case into the State of Colorado for purposes of enforcement. (See §14-11-101 C.R.S.).

Replevin-Legal way to get property back from a person who has wrongfully taken or kept property. You must have had or have the right to keep to the property.

Respondent-A person who has been named in a court case, and was served legal documents that were started and given to the Court by another person, known as the "Petitioner". If the Respondent wishes to have a say in the case they must file or give a response to the Court.

Trial Courts Glossary of Terms

Return of Service-Written proof under oath by a process server saying that they delivered legal documents (such as a summons and complaint). "Return of Service" is also referred to as "Proof of Service".

Right of Survivorship

When property is owned by two or more people and one of the owners dies, his or her share goes to the remaining owners without needing to open a probate case.

Rule 105 Quiet Title- Plaintiff asks the court to determine the rights of all parties with respect to real property and its possession (See C.R.C.P. 105 and C.R.C.P. 105.1(b)).

Rule 106 Writs/Contempt-A civil case brought in district court that allows for relief to be obtained in the following instances: 1) where any person not being committed or detained for any criminal or supposed criminal matter is illegally confined or restrained; 2) to compel a lower judicial body, governmental body, corporation, board, officer or person to perform an act which the law specially enjoins as a duty resulting from an office, trust, or station, or to compel the admission of a party to the use and enjoyment of a right or office to which he is entitled, and from which he is unlawfully precluded; 3) when any person usurps, intrudes into, or unlawfully holds or exercises any office or franchise; 4) where any governmental body or officer or any lower judicial body exercising judicial or quasijudicial functions has exceeded its jurisdiction or abused its discretion, and there is no remedy otherwise provided by law.

Rule 120 Deed of Trust- A party holding interest in property through an instrument in which there is default on the instrument, may ask the court to order the property sold by the public trustee (See C.R.C.P. Rule 120).

Satisfaction of Judgment-The document stating the Judgment Debtor has satisfied (paid) the judgment. If the judgment has been paid, this document must be filed by the Judgment Creditor with the Clerk of Court in order to remove the judgment from credit reports as being unpaid. The satisfaction can be "Full" or "Partial".

Security Agreement-A contract between a lender and borrower that states that the lender can repossess the property a person has offered as collateral if the loan is not paid as agreed.

Self-represented Litigant-Also known as a Pro Se Party. A person who represents himself or herself in court without the help of a lawyer.

Separation Agreement-Written arrangements concerning custody or parental obligation, child support, spousal maintenance (alimony), and property division made by a married couple who are usually about to obtain a divorce or legal separation

Serve-To give court paperwork that starts a court case or is part of a court case to the person that is being sued or the other person in the case. This is done by a person who isn't involved in the case or a sheriff or private process server. The person starting the case **cannot** deliver the paperwork.

Service of Process

The official act by which a party is notified that a court action has been filed against them. They are personally served with a copy of the document(s) filed and information as to the steps they should take in order to respond to the court action.

Trial Courts Glossary of Terms

Services Rendered- A civil case in which a party performs a service but is not compensated as agreed.

Settle-To reach an agreement.

Settlement-The resolution or compromise by the parties in a civil lawsuit.

Settlement Conference-An informal assessment and negotiation session conducted by a legal professional who hears both sides of the case, may advise the parties on the law and precedent relating to the dispute, and suggest a settlement. An informal assessment and negotiation session conducted by a legal professional who hears both sides of the case, may advise the parties on the law and precedent relating to the dispute, and suggest a settlement.

Shall-In legal terms, "shall" is defined as "required".

Single Transaction-A type of probate filing in which the court, without appointing a conservator, may enter an order to authorize, direct or ratify any transaction necessary or desirable for the best interests of the protected person.

Special Administrator Formal- A type of probate filing. A Special Administrator may be appointed by the Court on Petition of any interested person and finding, after notice and hearing, that appointment is necessary to preserve the estate or secure its proper administration, including when a personal representative cannot or should not act. (See §15-12-614 C.R.S.).

Special Administrator Informal-A type of probate filing. A Special Administrator may be appointed informally by the Registrar on application of any interested person when necessary to protect the estate of a decedent prior to the appointment of a general personal representative or if a prior appointment has been terminated. (See §15-12-614 C.R.S.) Note there is a general policy in most courts to accept only formal proceedings.

Special District- Persons proposing the organization of a special district (i.e. water, fire protection, metropolitan, park & recreation, sanitation etc.) may petition the court for the organization of the district. (See §32-1-301 C.R.S.).

Specific Performance-A civil case in which the plaintiff claims that a contract exists between parties and one party has failed to perform the conditions of the contract. The plaintiff asks the court to order that the conditions of the contract be performed.

Statute of Limitations-Laws setting deadlines for filing lawsuits within a certain time after events occur that are the source of a claim.

Stay-An order stopping a judicial proceeding or execution of a judgment.

Stipulation-An agreement by opposing lawyers on any matter. Most stipulations must be in writing.

Strict Liability-A concept applied by courts in product liability cases in which a seller is liable for any and all defective or hazardous products that unduly threaten a consumer's personal safety.

Trial Courts Glossary of Terms

Subpoena-An order to a witness to appear and testify at a specified time and place.

Subpoena Duces Tecum-Latin meaning "bring with you". Subpoena duces tecum seeks not the appearance of a person before a court but the surrender of a thing (document or some other evidence) by its holder, to the court, to serve as evidence in a trial.

Summation-The closing argument in a trial.

Summons-(1)An order to a sheriff or other officer to notify a named person that a civil action has been commenced against him or her and that he or she is required to appear within a specified period and answer the complaint.(2) A written order or notice directing that a person appear before a designated court at a stated time and place and answer to a charge against him or her. (3) The document initiates all civil law suits and is referred to as process.

Supersedeas Bond-A bond required of a party who asks to set aside a judgment or execution and from which the other party may be paid if the action is unsuccessful.

Sworn Financial Statement-A written document that contains financial information to include monthly income, expenses, debts, and value of assets.

Temporary Injunction-An automatic Court order in place until the Decree is entered or until further order of the Court. The order prevents the transfer of property, ending of insurance coverage, etc. without the permission of the other person in the case.

Temporary Order-Written paperwork from the Court, short-term, to deal with issues such as spousal maintenance (alimony), child support, or financial responsibilities until the final decree of divorce is made.

Temporary Protection Order (TPO)-Short-term written paperwork from the court granted without notice or hearing. A Temporary Protection Order (TPO) keeps one party from the other until the court can hear more evidence and decide whether to issue a permanent protection order.

Tenants in Common-Property that is owned by two or more people. When one person dies his or her part of the property goes to his or her estate rather than to the remaining co-owners. A probate case may be necessary.

Termination (terminated case)-A case in which all outstanding issues have been resolved; a case that has reached final resolution.

Testate-Estate in which the person who died left a will.

Testate Formal- A probate filing. A formal proceeding for adjudication regarding the priority or qualification of one who is an applicant for appointment as personal representative, or of one who previously has been appointed personal representative in informal proceedings, or if an issue concerning the testacy of the decedent is or may be involved (See §15-12-414 C.R.S.).

Testate Informal- A probate filing. An informal probate of will and informal appointment of personal representative.

Trial Courts Glossary of Terms

Testator-The person who makes a will.

Testimony-The statements made by a witness, under oath, usually related to a legal proceeding; evidence given by a witness under oath or affirmation, as distinguished from evidence from writing and other sources.

Tort-An injury or wrong committed, with or without force, against someone or their property.

Transcript of Judgment-A one-page document from the Court that gives the name of the Judgment Debtor (person or company who owes money), Judgment Creditor (the person or company who is owed money) and the date and amount of the judgment.

Transferable on Death (TOD)-Naming beneficiaries to receive your money and property when you die without filing a probate case.

Traverse-A denial; where a Defendant denies any important claim of fact in the Plaintiff's statement.

Trust-Property given to a trustee to manage for the benefit of another person. Generally the beneficiary gets interest and dividends on the trust assets for a set number of years.

Trustee-Person or group that supervises and manages a trust.

Uniform Veterans Guardianship-Act: A type of probate filing, commonly referred to as a UVGA case, which applies to beneficiaries of monies from the Veteran's Administration. The word guardian and guardianship is used but in essence this is a conservatorship and essentially treated as a conservatorship.

Valid Claim-A grievance that can be resolved by legal action.

Verdict-The opinion rendered by a jury, or a judge where there is no jury, on a question of fact. A verdict differs from a judgment in that a verdict is not a judicial determination, but is a finding of fact.

Vicarious Liability-When one person is liable for the negligent actions of another person, even though the first person was not directly responsible for the injury. For instance, a parent sometimes can be vicariously liable for the harmful acts of a child and an employer sometimes can be vicariously liable for the acts of a worker.

Victim-Any person aggrieved by the conduct of an offender. For a complete listing of who may be considered a victim, please see Section 18-1.3-602(4) of the Colorado Revised Statutes.

Wage execution-The act of taking a person's wages to satisfy a judgment. Also known as garnishment.

Waiver-The intentional and voluntary relinquishment of a legal right.

Waiver of Service-A voluntary acceptance of service by the Respondent giving up his or her right to proof of service or service of future court documents or notices of hearings from the Petitioner.

Warrant-An order issued by the court ordering any peace officer to arrest the person named or described in the order.

Trial Courts Glossary of Terms

Warrantless Arrest-An arrest of a person without a warrant. It is generally permissible if the arresting officer has reasonable grounds to believe that the person has committed a felony or if the person has committed a misdemeanor amounting to a breach of the peace.

Witness-One who testifies under oath as to what she/he has seen, heard or otherwise observed.

Writ-An order issued from a court requiring the performance of a specified act, or giving authority to have it done.

Writ of Attachment-A writ used to enforce obedience to an order or judgment of the court by taking property.

Writ of Certiorari-An order by the appellate court that is used when the court has discretion on whether or not to hear an appeal. If the writ is denied, the court refused to hear the appeal and, in effect, the judgment below stands unchanged. If the writ is granted, then it has the effect of ordering the lower court to certify the record and send it up to the higher court that will use its discretion to hear the case.

Writ of Execution-An order from the court to put in force the judgment or decree of a court by taking property of the person who owes money to pay a debt.

Writ of Habeas Corpus- Plaintiff claims that he or she has been illegally confined.