

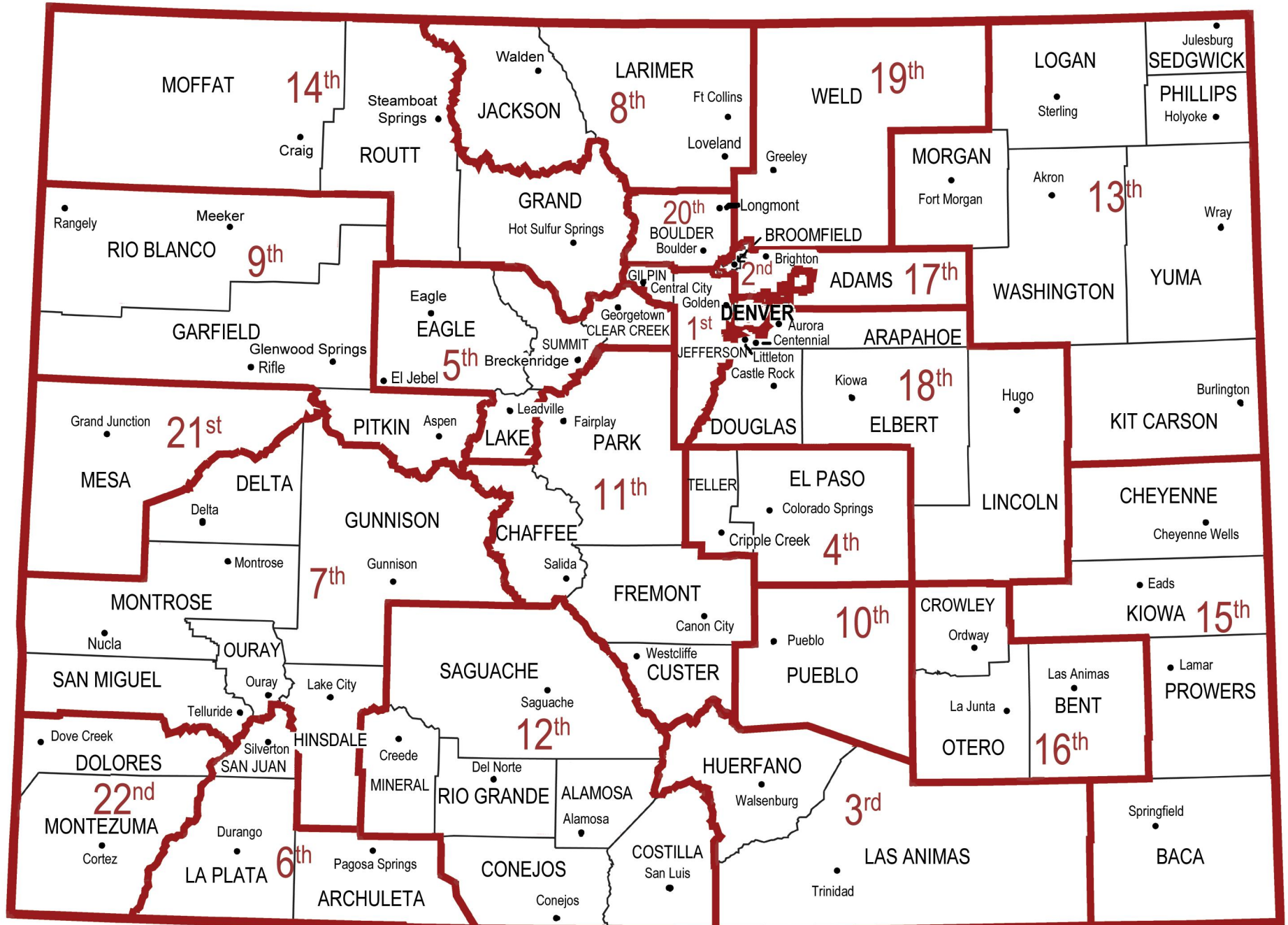
## **Foreword**

The Colorado Judicial Branch joins the Legislative and Executive branches to form the government of the State of Colorado. The Judicial Branch is charged with two responsibilities: resolving disputes and supervising offenders on probation.

The Colorado Judicial Department Annual Statistical Report for Fiscal Year 2011 provides information about the Colorado state courts. Profiled in this report are case load statistics for the Colorado Supreme Court, Court of Appeals, District Courts, County Courts, Water Courts, as well as summarized financial information for the Judicial Department.

All references in this report reflect data gathered for Fiscal Year 2011 (July 1, 2010 through June 30, 2011), unless otherwise specified. This report can also be viewed by accessing the Colorado Judicial Department Web site at [www.courts.state.co.us](http://www.courts.state.co.us). If you need additional information regarding this document, please contact the Office of the State Court Administrator, Division of Planning & Analysis or Division of Probation Services at (303) 861-1111.

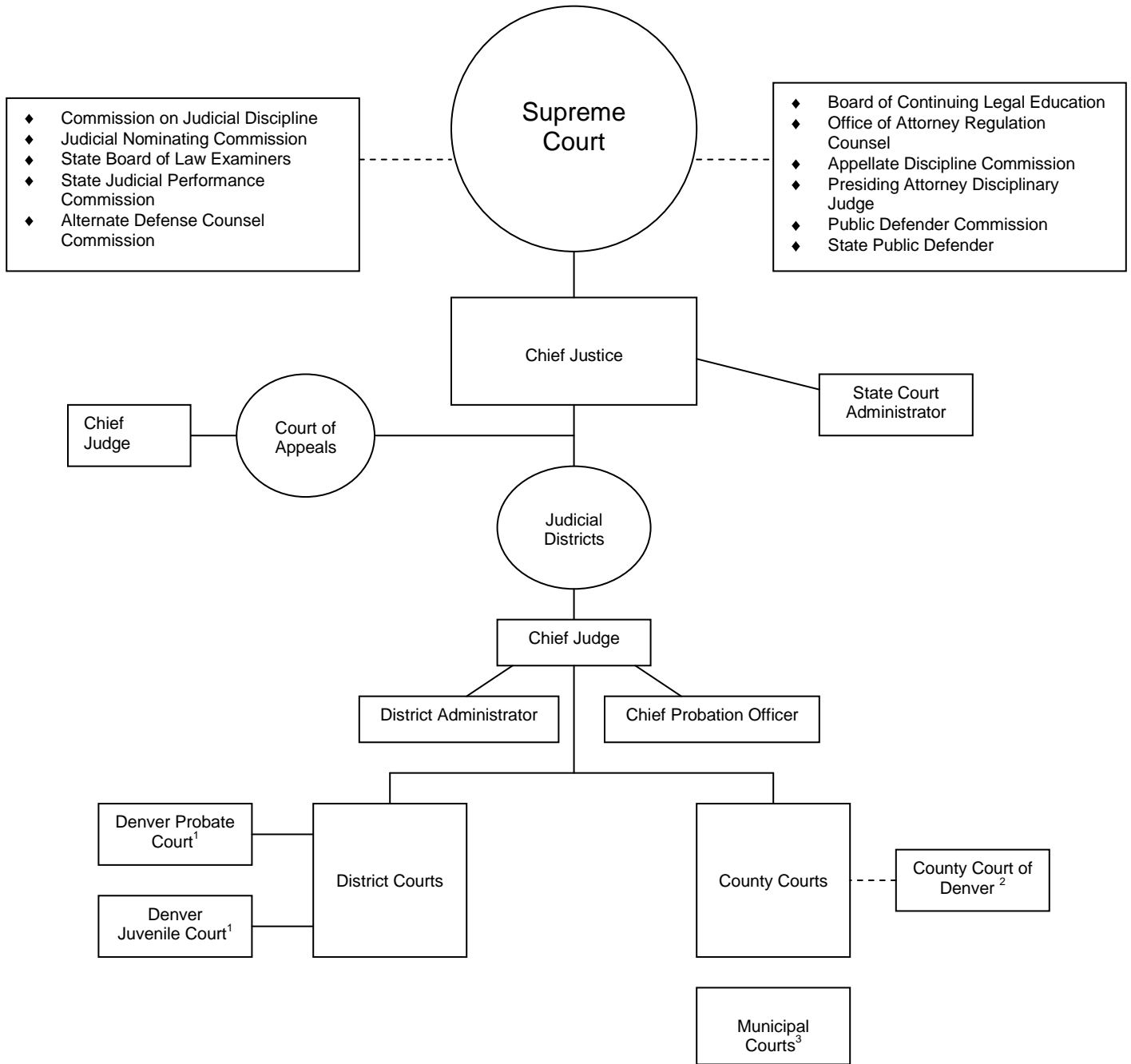
# Judicial Districts of Colorado



II:

# Organization Chart of the Judicial Department

The Colorado court system consists of the Supreme Court, an intermediate Court of Appeals, district courts and county courts. Each county has both a district court and a county court. Special probate and juvenile courts created by the Colorado Constitution exist in the City and County of Denver. Colorado statutes also authorize locally funded municipal courts with jurisdiction limited to municipal ordinance violations.



**1 - Exclusive to the City and County of Denver. In the rest of the state, the district court is responsible for juvenile and probate matters.**

**2 – The Denver County Court functions as a municipal as well as a county court and is separate from the state court system.**

**3 – Created and maintained by local government but subject to Supreme Court rules and procedures.**

# SUPREME COURT

## SUPREME COURT JUSTICES AND APPOINTMENT DATES

Chief Justice Michael L. Bender: Appointed January 2, 1997,  
became Chief Justice: December 1, 2010

Gregory J. Hobbs, Jr.: April 18, 1996

Alex J. Martinez: September 12, 1996

Nancy E. Rice: August 5, 1998

Nathan B. Coats: April 24, 2000

Alison Eid: February 15, 2006

Monica M. Marquez: September 8, 2010

Brian Boatright: November 21, 2011<sup>1</sup>

---

<sup>1</sup> Replaced Hon. Alex J. Martinez

## Colorado Supreme Court

The Colorado Supreme Court is the state's court of last resort. Its decisions are binding on all County and District Courts, as well as the Court of Appeals.

The Supreme Court is composed of seven justices who serve renewable 10-year terms. The Chief Justice is selected from the membership of the body and serves at the pleasure of a majority of the justices. The Chief Justice also serves as the executive head of the Colorado Judicial Department and is the ex officio chair of the Supreme Court Nominating Commission. The Chief Justice appoints the Chief Judge of the Court of Appeals and the Chief Judge of each of the state's 22 judicial districts, and is vested with the authority to assign judges (active or retired) to perform judicial duties.

Requests to review decisions of the Colorado Court of Appeals constitute a majority of the Supreme Court's filings. The Supreme Court also has direct appellate jurisdiction over cases in which a statute has been held to be unconstitutional, cases involving decisions of the Public Utilities Commission, writs of habeas corpus, cases involving adjudication of water rights, summary proceedings initiated under the Election Code, and prosecutorial appeals concerning search and seizure questions in pending criminal proceedings. All of these appeals are filed directly with the Supreme Court, and, in these cases bypass the Court of Appeals. The Supreme Court also has exclusive jurisdiction to promulgate rules governing practice and procedure in civil and criminal actions.

Colorado's attorneys are licensed and disciplined by the Supreme Court. The court's attorney regulation system, funded by attorney registration fees, regulates the profession. In addition, the court oversees the State Court Administrator, Board of Continuing Legal Education, Board of Law Examiners, Commission on Judicial Discipline, and Unauthorized Practice of Law Committee.

Oral arguments are open to the public and you are welcome to visit the court. The clerk's office can assist you in planning a court visit. For more information, please contact the Clerk of the Colorado Supreme Court, at 2 East 14<sup>th</sup> Avenue, Denver, Colorado 80203; or call (720) 625-5150 or (800) 888-0001.

Case announcements, oral argument schedules, rules, Chief Justice Directives, protocols, links to committees and commissions, and general information about the court is available on the Judicial Branch's website at:

[http://www.courts.state.co.us/Courts/Supreme\\_Court/Index.cfm](http://www.courts.state.co.us/Courts/Supreme_Court/Index.cfm).

Table 1

**Supreme Court Caseload FY 1978 to FY 2012**

<b>Fiscal Year</b>	<b>Cases Pending July 1</b>	<b>Cases Filed</b>	<b>Total Caseload</b>	<b>Cases Terminated(a)</b>	<b>Cases Pending June 30</b>
1977-78	374	854	1,228	893	335
1978-79	350	941	1,291	877	414
1979-80	414	950	1,364	893	471
1980-81	471	966	1,437	979	458
1981-82	458	1,052	1,510	1,006	504
1982-83	504	971	1,475	1,038	437
1983-84	437	1,069	1,506	950	556
1984-85	556	967	1,523	1,011	512
1985-86	512	988	1,500	973	527
1986-87	527	970	1,497	1,036	461
1987-88	461	1,022	1,483	1,001	482
1988-89	482	1,198	1,680	1,215	465
1989-90	465	1,300	1,765	1,261	504
1990-91	504	1,265	1,769	1,326	443
1991-92	443	1,313	1,756	1,286	470
1992-93	470	1,251	1,721	1,261	460
1993-94	460	1,277	1,737	1,290	447
1994-95	447	1,358	1,805	1,316	489
1995-96	489	1,401	1,890	1,368	522
1996-97	522	1,511	2,033	1,432	601
1997-98	601	1,520	2,121	1,561	560
1998-99	560	1,525	2,085	1,609	476
1999-00	476	1,617	2,093	1,563	530
2000-01	530	1,367	1,897	1,425	472
2001-02	472	1,368	1,840	1,415	425
2002-03	425	1,401	1,826	1,441	385
2003-04	385	1,317	1,702	1,319	383
2004-05	383	1,466	1,849	1,451	398
2005-06	398	1,393	1,791	1,400	391
2006-07	391	1,534	1,925	1,450	475
2007-08	475	1,657	2,132	1,760	372
2008-09	372	1,643	2,015	1,554	461
2009-10	461	1,518	1,979	1,554	425
2010-11	425	1,387	1,812	1,440	372
2011-12	372	1,494	1,866	1,612	254

(a) Terminations include cases transferred to the Court of Appeals.

Table 2

## FY 1989 to FY 2012

Fiscal Year	Direct Filings	Transfers		Total Filings
		from Court of Appeals	Reopened Cases	
1988-89	1,182	15	1	1,198
1989-90	1,284	15	1	1,300
1990-91	1,260	4	1	1,265
1991-92	1,292	21	0	1,313
1992-93	1,235	16	0	1,251
1993-94	1,270	7	0	1,277
1994-95	1,356	2	0	1,358
1995-96	1,389	11	1	1,401
1996-97	1,507	4	0	1,511
1997-98	1,517	3	0	1,520
1998-99	1,521	4	0	1,525
1999-00	1,613	4	0	1,617
2000-01	1,363	4	0	1,367
2001-02	1,361	7	0	1,368
2002-03	1,393	8	0	1,401
2003-04	1,310	7	0	1,317
2004-05	1,463	3	0	1,466
2005-06	1,387	6	0	1,393
2006-07	1,530	4	0	1,534
2007-08	1,653	4	0	1,657
2008-09	1,638	5	0	1,643
2009-10	1,504	14	0	1,518
2010-11	1,379	8	0	1,387
2011-12	1,485	9	0	1,494

Table 3

## FY 2005 to FY 2012

	04-05	05-06	06-07	07-08	08-09	09-10	10-11	11-12
Criminal Appeals	2	1	0	2	1	1	2	0
Original Proceedings	297	305	281	305	269	318	270	240
Petitions in Certiorari	936	868	1001	1078	1112	967	909	1005
Civil Appeals (a)	17	13	13	10	13	19	14	31
Interlocutories	11	13	15	25	17	19	18	16
Statutory Reviews (b)	3	18	8	24	4	16	15	14
Habeas Corpus	30	19	23	13	16	21	25	38
Bail Reductions	0	0	0	0	0	0	0	0
Non-Adversary Sentence Review	0	0	0	0	0	0	0	0
Interrogatories	0	1	1	0	0	1	0	0
Reapportionment	0	0	0	0	0	0	0	1
Reopened Cases	0	0	0	0	0	0	0	0
Rule 21.1	1	3	2	0	0	3	0	0
Judicial Discipline or Disability	0	1	1	0	0	0	0	0
Request for Stay Pending Appeal	0	0	0	0	1	0	0	0
Unauthorized Practice	14	7	5	5	21	12	18	17
Original Proceedings								
In Discipline	20	17	28	26	16	26	12	16
Disability	0	0	1	0	0	0	0	1
Continuing Legal Education	106	101	122	136	155	92	89	92
Multi-District Litigation	29	26	33	33	18	22	17	23
<b>Total</b>	<b>1,466</b>	<b>1,393</b>	<b>1,534</b>	<b>1,657</b>	<b>1,643</b>	<b>1,517</b>	<b>1,387</b>	<b>1,494</b>

(a) Includes P.U.C. decisions, water cases, and constitutional questions

(b) Includes Ballot Title Reviews

Table 2

## FY 1989 to FY 2012

Fiscal Year	Direct Filings	Transfers		Total Filings
		from Court of Appeals	Reopened Cases	
1988-89	1,182	15	1	1,198
1989-90	1,284	15	1	1,300
1990-91	1,260	4	1	1,265
1991-92	1,292	21	0	1,313
1992-93	1,235	16	0	1,251
1993-94	1,270	7	0	1,277
1994-95	1,356	2	0	1,358
1995-96	1,389	11	1	1,401
1996-97	1,507	4	0	1,511
1997-98	1,517	3	0	1,520
1998-99	1,521	4	0	1,525
1999-00	1,613	4	0	1,617
2000-01	1,363	4	0	1,367
2001-02	1,361	7	0	1,368
2002-03	1,393	8	0	1,401
2003-04	1,310	7	0	1,317
2004-05	1,463	3	0	1,466
2005-06	1,387	6	0	1,393
2006-07	1,530	4	0	1,534
2007-08	1,653	4	0	1,657
2008-09	1,638	5	0	1,643
2009-10	1,504	14	0	1,518
2010-11	1,379	8	0	1,387
2011-12	1,485	9	0	1,494

Table 3

## FY 2005 to FY 2012

	04-05	05-06	06-07	07-08	08-09	09-10	10-11	11-12
Criminal Appeals	2	1	0	2	1	1	2	0
Original Proceedings	297	305	281	305	269	318	270	240
Petitions in Certiorari	936	868	1001	1078	1112	967	909	1005
Civil Appeals (a)	17	13	13	10	13	19	14	31
Interlocutories	11	13	15	25	17	19	18	16
Statutory Reviews (b)	3	18	8	24	4	16	15	14
Habeas Corpus	30	19	23	13	16	21	25	38
Bail Reductions	0	0	0	0	0	0	0	0
Non-Adversary Sentence Review	0	0	0	0	0	0	0	0
Interrogatories	0	1	1	0	0	1	0	0
Reapportionment	0	0	0	0	0	0	0	1
Reopened Cases	0	0	0	0	0	0	0	0
Rule 21.1	1	3	2	0	0	3	0	0
Judicial Discipline or Disability	0	1	1	0	0	0	0	0
Request for Stay Pending Appeal	0	0	0	0	1	0	0	0
Unauthorized Practice	14	7	5	5	21	12	18	17
Original Proceedings								
In Discipline	20	17	28	26	16	26	12	16
Disability	0	0	1	0	0	0	0	1
Continuing Legal Education	106	101	122	136	155	92	89	92
Multi-District Litigation	29	26	33	33	18	22	17	23
<b>Total</b>	<b>1,466</b>	<b>1,393</b>	<b>1,534</b>	<b>1,657</b>	<b>1,643</b>	<b>1,517</b>	<b>1,387</b>	<b>1,494</b>

(a) Includes P.U.C. decisions, water cases, and constitutional questions

(b) Includes Ballot Title Reviews



<b>Table 4</b>					
<b>Distribution of Case Terminations FY 1990 to FY 2012</b>					
<b>Fiscal Year</b>	<b>Disposed of by Written Opinion</b>	<b>Disposed of Without Opinion</b>	<b>Total Dispositions</b>	<b>Transferred to Court of Appeals</b>	<b>Total Terminations</b>
1989-90	237	1,008	1,245	16	1,261
1990-91	227	1,086	1,313	13	1,326
1991-92	216	1,058	1,274	12	1,286
1992-93	181	1,059	1,240	21	1,261
1993-94	192	1,093	1,285	5	1,290
1994-95	233	1,077	1,310	6	1,316
1995-96	193	1,176	1,369	1	1,370
1996-97	214	1,212	1,426	6	1,432
1997-98	187	1,372	1,559	2	1,561
1998-99	196	1,413	1,609	6	1,615
1999-00	111	1,452	1,563	0	1,563
2000-01	128	1,291	1,419	6	1,425
2001-02	121	1,287	1,408	7	1,415
2002-03	85	1,354	1,439	2	1,441
2003-04	89	1,228	1,317	2	1,319
2004-05	93	1,357	1,450	1	1,451
2005-06	78	1,321	1,399	1	1,400
2006-07	86	1,361	1,447	3	1,450
2007-08	99	1,658	1,757	3	1,760
2008-09	67	1,484	1,551	3	1,554
2009-10	75	1,478	1,553	1	1,554
2010-11	98	1,339	1,437	3	1,440
2011-12	76	1,533	1,609	3	1,612

<b>Table 5</b>					
<b>Supreme Court Written Opinions FY 2005 to FY 2012</b>					
	<b>Number of Opinions Announcing Judgment of the Court</b>	<b>Number of Partial Concurrences and Dissents</b>	<b>Number of Dissents</b>	<b>Number of Concurrences and Special Concurrences</b>	<b>Total Number of Written Opinions</b>
2004-05	89	5	34	6	134
2005-06	78	7	18	8	111
2006-07	83	2	19	12	116
2007-08	95	6	32	14	147
2008-09	66	3	33	8	110
2009-10	68	9	22	4	103
2010-11	98	9	29	4	140
2011-12	76	7	33	8	124

\* Since FY2001, attorney discipline opinions are issued by the presiding disciplinary judge.

<b>Table 4</b>					
<b>Distribution of Case Terminations</b>					
<b>FY 1990 to FY 2012</b>					
<b>Fiscal Year</b>	<b>Disposed of by Written Opinion</b>	<b>Disposed of Without Opinion</b>	<b>Total Dispositions</b>	<b>Transferred to Court of Appeals</b>	<b>Total Terminations</b>
1989-90	237	1,008	1,245	16	1,261
1990-91	227	1,086	1,313	13	1,326
1991-92	216	1,058	1,274	12	1,286
1992-93	181	1,059	1,240	21	1,261
1993-94	192	1,093	1,285	5	1,290
1994-95	233	1,077	1,310	6	1,316
1995-96	193	1,176	1,369	1	1,370
1996-97	214	1,212	1,426	6	1,432
1997-98	187	1,372	1,559	2	1,561
1998-99	196	1,413	1,609	6	1,615
1999-00	111	1,452	1,563	0	1,563
2000-01	128	1,291	1,419	6	1,425
2001-02	121	1,287	1,408	7	1,415
2002-03	85	1,354	1,439	2	1,441
2003-04	89	1,228	1,317	2	1,319
2004-05	93	1,357	1,450	1	1,451
2005-06	78	1,321	1,399	1	1,400
2006-07	86	1,361	1,447	3	1,450
2007-08	99	1,658	1,757	3	1,760
2008-09	67	1,484	1,551	3	1,554
2009-10	75	1,478	1,553	1	1,554
2010-11	98	1,339	1,437	3	1,440
2011-12	76	1,533	1,609	3	1,612

<b>Table 5</b>					
<b>Supreme Court Written Opinions FY 2005 to FY 2012</b>					
	<b>Number of Opinions Announcing Judgment of the Court</b>	<b>Number of Partial Concurrences and Dissents</b>	<b>Number of Dissents</b>	<b>Number of Concurrences and Special Concurrences</b>	<b>Total Number of Written Opinions</b>
2004-05	89	5	34	6	134
2005-06	78	7	18	8	111
2006-07	83	2	19	12	116
2007-08	95	6	32	14	147
2008-09	66	3	33	8	110
2009-10	68	9	22	4	103
2010-11	98	9	29	4	140
2011-12	76	7	33	8	124

\* Since FY2001, attorney discipline opinions are issued by the presiding disciplinary judge.

Table 6

**Distribution of Supreme Court Cases at Issue  
End of FY 2012**

	Original Proceedings	Certiorari	Appeals	Grievances	Total
Cases at issue awaiting oral argument	0	2	0	0	2
Cases at issue awaiting submission of briefs	0	0	0	0	0
Cases orally argued awaiting opinion	0	24	3	0	27
Cases submitted without argument	3	0	0	0	3
Opinions announced awaiting action on rehearing	0	3	0	0	3
<b>Total</b>	<b>3</b>	<b>29</b>	<b>3</b>	<b>0</b>	<b>35</b>

Table 7

**Distribution of Supreme Court Cases Not at Issue  
End of FY 2012**

<b>Pending Cases</b>	<b>Total</b>
Certiorari granted, awaiting briefs on merits	22
Certiorari pending	161
Appeals pending	11
Original proceedings pending	12
Interlocutory appeals pending	2
Grievance matters pending	6
Unauthorized practice pending	5
Judicial discipline pending	0
<b>Total</b>	<b>219</b>

Table 6

**Distribution of Supreme Court Cases at Issue  
End of FY 2012**

	Original Proceedings	Certiorari	Appeals	Grievances	Total
Cases at issue awaiting oral argument	0	2	0	0	2
Cases at issue awaiting submission of briefs	0	0	0	0	0
Cases orally argued awaiting opinion	0	24	3	0	27
Cases submitted without argument	3	0	0	0	3
Opinions announced awaiting action on rehearing	0	3	0	0	3
<b>Total</b>	<b>3</b>	<b>29</b>	<b>3</b>	<b>0</b>	<b>35</b>

Table 7

**Distribution of Supreme Court Cases Not at Issue  
End of FY 2012**

<b>Pending Cases</b>	<b>Total</b>
Certiorari granted, awaiting briefs on merits	22
Certiorari pending	161
Appeals pending	11
Original proceedings pending	12
Interlocutory appeals pending	2
Grievance matters pending	6
Unauthorized practice pending	5
Judicial discipline pending	0
<b>Total</b>	<b>219</b>

# COURT OF APPEALS

## COURT OF APPEALS JUDGES AND APPOINTMENT DATES

Chief Judge Janice B. Davidson: July 15, 1988;  
became Chief Judge May 1, 2003

Daniel M. Taubman: November 11, 1992

James S. Casebolt: February 12, 1994

Arthur P. Roy: March 4, 1994

John D. Dailey: January 7, 2000

John R. Webb: February 1, 2002

Dennis A. Graham: July 1, 2002

Russell Carparelli: February 7, 2003

Alan M. Loeb: July 2, 2003

Robert M. Russel: January 30, 2004

Robert D. Hawthorne: August 12, 2004

Gilbert M. Roman: August 1, 2005

David Furman: January 1, 2006

Diana Terry: July 1, 2006

Jerry Jones: July 1, 2006

Steve Bernard: July 1, 2006

Nancy Lichtenstein: April 1, 2008

Richard L. Gabriel: July 1, 2008

David J. Richman: July 16, 2008

Laurie A. Booras: January 13, 2009

Gale T. Miller: January 13, 2009

Maria Teresa "Terry" Fox: January 11, 2011

## Colorado Court of Appeals

The Colorado Court of Appeals is the state's intermediate appellate court. Twenty-two judges, who sit in panels or divisions of three, serve renewable eight-year terms. The mission of the Court of Appeals is to provide the citizens of Colorado with clear, impartial and timely resolution of appealed orders and judgments as provided by law.

The body was created by statute; accordingly, jurisdiction is limited to areas specified by statute, together with the inherent powers granted to all courts in the state. However, in cases of first impression, or where existing law is not dispositive, the Court of Appeals is a law-making court.

The Court of Appeals is generally the first court to hear appeals of judgments and orders in criminal, juvenile, civil, domestic relations and probate matters. In addition, the Court of Appeals has specific appellate jurisdiction over decisions originating from a number of state administrative boards and agencies, including the Industrial Claim Appeals Office. Its determination of an appeal is final unless the Colorado Supreme Court agrees to hear the matter.

Oral arguments are open to the public and you are always welcome to visit the court. For more information pertaining to the Colorado Court of Appeals, or to observe oral arguments, contact the Clerk of the Court at (720) 625-5150 or (800) 888-0001. The Court of Appeals is located at 2 East 14<sup>th</sup> Avenue, Denver, Colorado 80203.

General information about the court and links to published opinions, oral argument schedules, rules, forms and policies are available on-line at [http://www.courts.state.co.us/Courts/Court\\_Of\\_Appeals/Index.cfm](http://www.courts.state.co.us/Courts/Court_Of_Appeals/Index.cfm).

Table 8

**Caseload of Court of Appeals  
for FY 1973 through FY 2012**

Fiscal Year	Cases			Cases Pending June 30
	Pending July 1	Cases Filed	Cases Terminated	
1972-73	355	468	467	356
1973-74	356	444	441	359
1974-75	359	858	625	592
1975-76	592	915	833	674
1976-77	674	1,128	918	884
1977-78	884	1,119	1,000	1,003
1978-79	1,003	1,214	1,119	1,098
1979-80	1,098	1,207	1,164	1,141
1980-81	1,139	1,285	1,213	1,211
1981-82	1,211	1,512	1,320	1,403
1982-83	1,403	1,453	1,381	1,475
1983-84	1,475	1,580	1,411	1,644
1984-85	1,644	1,631	1,396	1,879
1985-86	1,879	1,917	1,630	2,166
1986-87	2,166	1,930	1,602	2,494
1987-88	2,494	1,946	2,034	2,406
1988-89	2,406	2,012	2,193	2,225
1989-90	2,225	2,270	2,144	2,351
1990-91	2,351	2,147	2,192	2,306
1991-92	2,306	2,201	2,335	2,172
1992-93	2,172	2,109	2,269	2,012
1993-94	2,012	2,287	2,192	2,107
1994-95	2,107	2,179	2,156	2,130
1995-96	2,130	2,289	2,318	2,101
1996-97	2,101	2,245	2,274	2,072
1997-98	2,072	2,410	2,231	2,251
1998-99	2,251	2,647	2,458	2,440
1999-00*	2,440	2,502	2,599	2,343
2000-01	2,343	2,335	2,414	2,264
2001-02	2,264	2,673	2,463	2,474
2002-03*	2,474	2,589	2,510	2,553
2003-04*	2,553	2,558	2,511	2,600
2004-05*	2,600	2,766	2,542	2,824
2005-06	2,824	2,748	2,622	2,950
2006-07	2,950	2,548	2,810	2,688
2007-08	2,688	2,753	2,761	2,680
2008-09	2,680	2,809	2,994	2,495
2009-10	2,495	2,890	2,625	2,760
2010-11	2,760	2,742	2,690	2,812
2011-12	2,812	2,711	2,765	2,758

\*Terminated and pending case totals for FY 2000 and 2003-2005 have been amended to reflect a manual count of open cases.

Table 9

***Distribution of Case Filings and Percent Change  
for FY 2011 and FY 2012***

<b>Case Filings</b>	<b>FY 2011</b>	<b>FY 2012</b>	<b>% Change</b>
Criminal	1,112	1,148	3.2%
Civil	1,067	1,081	1.3%
ICAO (1)	362	277	-23.5%
Other (juvenile, agency)	201	205	2.0%
<b>Total</b>	<b>2,742</b>	<b>2,711</b>	<b>-1.1%</b>

(1) Industrial Claims Appeals Office

Table 10

***Distribution of Case Terminations and Percent Change  
for FY 2011 and FY 2012***

<b>Case Terminations</b>	<b>FY 2011</b>	<b>FY 2012</b>	<b>% Change</b>
Published Opinions	167	181	8.4%
Unpublished Opinions	1,699	1,682	-1.0%
Dismissed	816	893	9.4%
Transferred to Supreme Court	8	9	12.5%
<b>Total</b>	<b>2,690</b>	<b>2,765</b>	<b>2.8%</b>



Table 9

***Distribution of Case Filings and Percent Change  
for FY 2011 and FY 2012***

<b>Case Filings</b>	<b>FY 2011</b>	<b>FY 2012</b>	<b>% Change</b>
Criminal	1,112	1,148	3.2%
Civil	1,067	1,081	1.3%
ICAO (1)	362	277	-23.5%
Other (juvenile, agency)	201	205	2.0%
<b>Total</b>	<b>2,742</b>	<b>2,711</b>	<b>-1.1%</b>

(1) Industrial Claims Appeals Office

Table 10

***Distribution of Case Terminations and Percent Change  
for FY 2011 and FY 2012***

<b>Case Terminations</b>	<b>FY 2011</b>	<b>FY 2012</b>	<b>% Change</b>
Published Opinions	167	181	8.4%
Unpublished Opinions	1,699	1,682	-1.0%
Dismissed	816	893	9.4%
Transferred to Supreme Court	8	9	12.5%
<b>Total</b>	<b>2,690</b>	<b>2,765</b>	<b>2.8%</b>

## DISTRICT COURT JUDGES

### FIRST JUDICIAL DISTRICT

Stephen M. Munsinger, Chief Judge  
Randall C. Arp  
Jack W. Berryhill  
Margie L. Enquist  
Dennis Hall  
Ann G. Meinster (1)  
Christopher J. Munch  
Philip J. McNulty  
Lily Oeffler  
Christie B. Phillips  
Tamara Russell  
Jane A. Tidball  
Christopher C. Zenisek (2)

### SECOND JUDICIAL DISTRICT

Robert S. Hyatt, Chief Judge  
Edward D. Bronfin  
Martin F. Egelhoff  
A. Bruce Elliff \*  
Ann B. Frick  
Shelley I. Gilman  
Christina M. Habas  
Norman D. Haglund  
Morris B. Hoffman  
William W. Hood  
A. Bruce Jones \*  
Catherine A. Lemon  
John W. Madden, IV  
Anne Mansfield  
Michael A. Martinez  
Robert L. McGahey, Jr.  
R. Michael Mullins  
Sheila A. Rappaport  
William D. Robbins  
Herbert L. Stern, III  
Michael J. Vallejos  
Brian Whitney

### DENVER JUVENILE COURT

Karen Ashby, Presiding Judge  
Donna Jean Schmalberger  
David Brett Woods

### DENVER PROBATE COURT

Elizabeth D. Leith, Presiding Judge (3)

### THIRD JUDICIAL DISTRICT

Claude W. Appel, Chief Judge  
Leslie J. Gerbracht

### FOURTH JUDICIAL DISTRICT

Kirk S. Samelson, Chief Judge  
William B. Bain \*  
Theresa M. Cisneros  
Edward S. Colt  
Ronald G. Crowder  
Jan DuBois  
David A. Gilbert  
Deborah J. Grohs  
Barbara L. Hughes  
Barney Iuppa  
Thomas K. Kane  
Thomas L. Kennedy  
Robert L. Lowrey  
Gilbert A. Martinez  
Michael P. McHenry \*  
G. David Miller  
David Prince  
Larry E. Schwartz  
Scott A. Sells  
David L. Shakes  
Timothy J. Schultz (5)  
Timothy Simmons  
Gregory R. Werner

### FIFTH JUDICIAL DISTRICT

R. Thomas Moorhead, Chief Judge  
Frederick W. Gannett  
Russell H. Granger  
Karen A. Romeo  
Mark D. Thompson (5)

### SIXTH JUDICIAL DISTRICT

Gregory G. Lyman, Chief Judge  
David L. Dickinson  
Jeffrey R. Wilson

### SEVENTH JUDICIAL DISTRICT

J. Steven Patrick, Chief Judge  
Mary Deganhart \*  
Charles R. Greenacre  
Jeff B. Herron  
James W. Schum

### EIGHTH JUDICIAL DISTRICT

Stephen J. Schapanski, Chief Judge  
Julie K. Field  
Thomas R. French \*  
Stephen E. Howard (6)  
Daniel J. Kaup (7)  
Gregory M. Lammons  
Deven R. Odell  
John D. Williams

### NINTH JUDICIAL DISTRICT

James B. Boyd, Chief Judge  
Denise K. Lynch  
Gail H. Nichols  
Daniel B. Petre

### TENTH JUDICIAL DISTRICT

Deborah R. Eyer, Chief Judge  
William Alexander (4)  
David W. Crockenberg  
Deborah R. Eyer  
Thomas B. Flesher  
Jill S. Mattoon  
Victor I. Reyes  
Larry C. Schwartz

### ELEVENTH JUDICIAL DISTRICT

Charles M. Barton, Chief Judge  
Stephen A. Groome  
Julie G. Marshall  
David M. Thorson

### TWELFTH JUDICIAL DISTRICT

Pattie Swift, Chief Judge  
Martin A. Gonzales  
Michael A. Gonzales (5)

### THIRTEENTH JUDICIAL DISTRICT

Michael K. Singer, Chief Judge  
Charles M. Hobbs  
Kevin Hoyer  
Douglas R. Vannoy

### FOURTEENTH JUDICIAL DISTRICT

Michael A. O'Hara III, Chief Judge  
Shelley A. Hill  
Mary C. Hoak

### FIFTEENTH JUDICIAL DISTRICT

Stanley A. Brinkley, Chief Judge  
P. Douglas Tallman

### SIXTEENTH JUDICIAL DISTRICT

M. Jon Kolomitz, Chief Judge  
Michael A. Schiferl

### SEVENTEENTH JUDICIAL DISTRICT

C. Vincent Phelps, Jr., Chief Judge  
C. Scott Crabtree  
Katherine R. Delgado  
Thomas R. Ensor  
F. Michael Goodbee  
Robert W. Kiesnowski Jr. \*  
Chris Melonakis  
Edward Moss  
Patrick T. Murphy  
John E. Popovich, Jr.  
Jill-Ellyn Straus  
Ted Tow III (8)  
Francis C. Wasserman  
Mark D. Warner  
Craig R. Welling \*

### EIGHTEENTH JUDICIAL DISTRICT

William B. Sylvester, Chief Judge  
Michelle Amico (6)  
Marilyn Leonard Antrim  
Angela R. Arkin  
Richard B. Caschette  
Francis S. Collins  
Christopher C. Cross  
Timothy L. Fasing  
J. Mark Hannen  
Jeffrey K. Holmes  
Kurt A. Horton  
Paul A. King  
Charles M. Pratt  
Gerald J. Rafferty  
Carlos Armando Samour Jr.  
Michael Spear  
Valeria Spencer  
Elizabeth B. Volz \*  
Elizabeth A. Weishaupl  
John Wheeler  
Vincent R. White

### NINETEENTH JUDICIAL DISTRICT

James F. Hartmann, Chief Judge  
Julie Hoskins  
Timothy Kerns \*  
Marcelo A. Kopcov  
Daniel S. Maus  
Thomas J. Quammen  
Elizabeth B. Strobel  
Todd Taylor  
Dinsmore Tuttle

### TWENTIETH JUDICIAL DISTRICT

Roxanne Bailin, Chief Judge  
Ingrid S. Bakke \*  
Maria Berkenkotter  
Patrick D. Butler (7)  
Judith Labuda (8)  
Dolores (D.D.) Mallard  
Andrew R. Macdonald (11)  
Thomas F. Mulvahill  
Mary Gwyneth Whalen

### TWENTY-FIRST JUDICIAL DISTRICT

David A. Bottger, Chief Judge  
Thomas M. Deister  
Brian J. Flynn  
Dick Gurley  
Valerie Jo Robinson

### TWENTY-SECOND JUDICIAL DISTRICT

Douglas S. Walker, Chief Judge  
Todd J. Plewe (12)

(1) Replaced Hon. R. Brook Jackson  
(2) Replaced Hon. Brian Boatright  
(3) Replaced Hon. J. Patrick Kelly  
(4) Replaced Hon. C. Dennis Maes  
(5) Replaced Hon. O. John Kuenhold

(6) Replaced Hon. Robert H. Russell, II  
(7) Replaced Hon. Lael E. Montgomery  
(8) Replaced Hon. James C. Klein  
\* SB11-028

## District Court

Colorado is sectioned into 22 Judicial Districts encompassing all 64 counties. Across the state, district boundaries are aligned with county lines – some districts include just one county, while others include as many as seven. Each district has at least one district court location. The Supreme Court Chief Justice appoints a Chief Judge for each district to serve as the Chief Judicial Officer. In addition, each district has at least one other district court judge who may preside in more than one district court within that judicial district, particularly in rural areas of the state. There were 176 district judges during FY 2012.

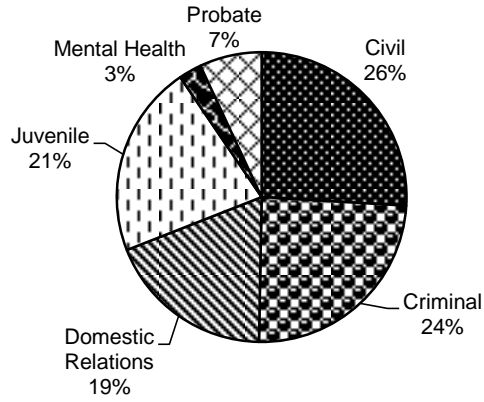
District judges preside over felony criminal matters, civil claims in any amount, juvenile matters (including adoption, dependency and neglect matters, juvenile delinquency, and paternity actions), probate, mental health, divorce proceedings, and water cases. Additionally, district judges preside over jury trials, handle appeals from Colorado's municipal and county courts, and review decisions of administrative boards and agencies. District decisions may be appealed to the Colorado Court of Appeals and/or to the Colorado Supreme Court.

In Fiscal Year 2012 there were 288,877 case filings at the district court level (excluding water cases). Colorado's district courts were able to terminate 286,419 cases during that same 12-month period. During the past 10 years, district court filings have increased 70.47 percent, rising from 169,458 cases to the current level of filings. The greatest area of increase was due to an increase in civil distraint warrant (tax lien) filings during FY 2012.

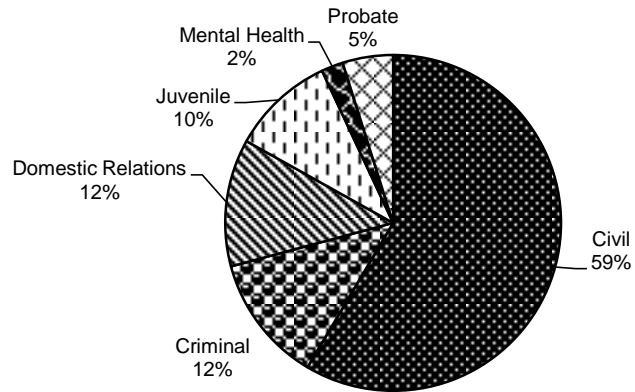
Information specific to each of the 22 Judicial Districts, including contact information, is available at <http://www.courts.state.co.us/district/districts.htm>.

**District Case Filings -- Proportion of Cases by Class  
Ten Year Comparison**

**Chart 1: Filings, FY 2003**  
**Total Number of Filings: 169,458**



**Chart 2: Filings, FY 2012**  
**Total Number of Filings: 288,877**



**Table 11: District Court Filings, Terminations, and Percent Change: FY 2011, FY 2012**

<b>Filings Compared to Previous Year</b>			
<b>Case Class</b>	<b>FY11</b>	<b>FY12</b>	<b>Percent Change</b>
Civil	125,597	169,055	34.60%
Criminal	35,966	35,551	-1.15%
Domestic Relations	36,009	35,434	-1.60%
Juvenile	29,958	28,731	-4.10%
Mental Health	5,543	6,064	9.40%
Probate	13,655	14,042	2.83%
<b>Total</b>	<b>246,728</b>	<b>288,877</b>	<b>17.08%</b>

<b>Terminations Compared to Previous Year</b>			
<b>Case Class</b>	<b>FY11</b>	<b>FY12</b>	<b>Percent Change</b>
Civil	126,804	169,186	33.42%
Criminal	36,324	34,957	-3.76%
Domestic Relations	35,748	35,683	-0.18%
Juvenile	29,326	26,462	-9.77%
Mental Health	5,483	5,744	4.76%
Probate	14,067	14,387	2.27%
<b>Total</b>	<b>247,752</b>	<b>286,419</b>	<b>15.61%</b>

Table 12: District Court Caseload FY 2003 to FY 2012

Case Class	FY03	FY04	FY05	FY06	FY07	FY08	FY09	FY10	FY11	FY12
<b>CIVIL</b>										
New Cases Filed	43,976	51,846	55,465	60,546	64,603	64,199	67,480	116,346	125,597	169,055
Cases Terminated	43,000	50,777	54,912	59,146	65,029	64,021	65,909	117,836	126,804	169,186
<b>CRIMINAL</b>										
New Cases Filed	41,257	42,427	45,405	46,501	44,245	40,494	39,464	36,993	35,966	35,551
Cases Terminated	39,725	40,588	42,569	46,127	45,200	43,396	40,169	37,905	36,324	34,957
<b>DOMESTIC RELATIONS</b>										
New Cases Filed	31,771	30,826	31,064	32,481	32,230	33,025	33,190	35,624	36,009	35,434
Cases Terminated	32,282	31,510	31,197	32,316	31,933	32,518	32,426	34,965	35,748	35,683
<b>JUVENILE</b>										
New Cases Filed	36,362	36,078	34,851	33,709	32,500	33,370	32,165	30,360	29,958	28,731
Cases Terminated	35,902	35,561	33,546	32,960	30,993	32,391	30,170	29,855	29,326	26,462
<b>MENTAL HEALTH</b>										
New Cases Filed	4,330	4,528	5,021	4,653	4,459	4,713	4,795	5,159	5,543	6,064
Cases Terminated	4,405	4,308	4,782	4,679	4,626	4,487	4,865	5,127	5,483	5,744
<b>PROBATE</b>										
New Cases Filed	11,762	11,653	11,706	11,525	11,198	11,551	11,443	12,189	13,655	14,042
Cases Terminated	11,946	13,562	12,989	11,164	11,187	12,574	11,780	12,777	14,067	14,387
<b>TOTAL</b>										
<b>New Cases Filed</b>	<b>169,458</b>	<b>177,358</b>	<b>183,512</b>	<b>189,415</b>	<b>189,235</b>	<b>187,352</b>	<b>188,537</b>	<b>236,671</b>	<b>246,728</b>	<b>288,877</b>
<b>Cases Terminated</b>	<b>167,260</b>	<b>176,306</b>	<b>179,995</b>	<b>186,392</b>	<b>188,968</b>	<b>189,387</b>	<b>185,319</b>	<b>238,465</b>	<b>247,752</b>	<b>286,419</b>

Table 13: District Court Filings, Terminations, and Percent Change: FY 2011, FY 2012

District	Filings			Terminations		
	FY11	FY12	Percent Change	FY11	FY12	Percent Change
1	25,223	28,903	14.59%	25,275	27,080	7.14%
2	37,128	46,290	24.68%	37,975	46,209	21.68%
2nd Juvenile	4,336	4,105	-5.33%	4,262	4,151	-2.60%
2nd Probate	3,160	3,223	1.99%	3,988	3,357	-15.82%
3	1,339	1,592	18.89%	1,326	1,541	16.21%
4	29,570	34,580	16.94%	29,303	34,011	16.07%
5	5,028	6,052	20.37%	4,916	6,200	26.12%
6	3,073	3,379	9.96%	3,022	3,351	10.89%
7	4,575	5,188	13.40%	4,713	5,102	8.25%
8	10,797	12,511	15.87%	10,958	12,392	13.09%
9	4,398	5,085	15.62%	4,405	5,189	17.80%
10	8,320	9,825	18.09%	8,472	9,631	13.68%
11	3,800	4,237	11.50%	3,765	4,200	11.55%
12	2,557	2,682	4.89%	2,427	2,769	14.09%
13	3,328	3,551	6.70%	3,241	3,567	10.06%
14	2,627	3,142	19.60%	2,729	3,055	11.95%
15	849	1,076	26.74%	868	947	9.10%
16	1,409	1,769	25.55%	1,418	1,770	24.82%
17	22,589	27,980	23.87%	22,485	27,939	24.26%
18	38,342	45,066	17.54%	38,135	45,464	19.22%
19	13,237	14,436	9.06%	13,026	14,532	11.56%
20	11,765	13,434	14.19%	11,694	13,347	14.14%
21	7,952	9,310	17.08%	7,987	9,184	14.99%
22	1,326	1,461	10.18%	1,362	1,431	5.07%
<b>State Total(a)</b>	<b>246,728</b>	<b>288,877</b>	<b>17.08%</b>	<b>247,752</b>	<b>286,419</b>	<b>15.61%</b>

(a) Totals do not include Water Court.

Table 14: District Court Filings and Terminations, FY 2012

District	Court Location	Criminal		Civil		Domestic Relations		Juvenile	
		Filings	Term.	Filings	Term.	Filings	Term.	Filings	Term.
1	Gilpin	131	122	211	208	34	36	28	18
	Jefferson	3,395	3,433	16,094	16,153	3,652	3,627	3,025	1,367
	<b>Total</b>	<b>3,526</b>	<b>3,555</b>	<b>16,305</b>	<b>16,361</b>	<b>3,686</b>	<b>3,663</b>	<b>3,053</b>	<b>1,385</b>
2	Denver	3,985	3,957	37,935	37,979	4,370	4,273	n/a	n/a
	Denver Juvenile	n/a	n/a	n/a	n/a	n/a	n/a	4,105	4,151
	Denver Probate	n/a	n/a	n/a	n/a	n/a	n/a	n/a	n/a
	<b>Total</b>	<b>3,985</b>	<b>3,957</b>	<b>37,935</b>	<b>37,979</b>	<b>4,370</b>	<b>4,273</b>	<b>4,105</b>	<b>4,151</b>
3	Huerfano	161	151	138	137	63	58	102	95
	Las Animas	242	245	452	442	132	128	192	186
	<b>Total</b>	<b>403</b>	<b>396</b>	<b>590</b>	<b>579</b>	<b>195</b>	<b>186</b>	<b>294</b>	<b>281</b>
4	El Paso	4,675	4,449	17,019	17,024	5,737	5,839	3,908	3,687
	Teller	164	127	617	619	151	156	143	126
	<b>Total</b>	<b>4,839</b>	<b>4,576</b>	<b>17,636</b>	<b>17,643</b>	<b>5,888</b>	<b>5,995</b>	<b>4,051</b>	<b>3,813</b>
5	Clear Creek	93	80	307	309	53	55	115	119
	Eagle	365	341	2,332	2,301	272	286	195	199
	Lake	71	62	250	263	39	44	41	44
	Summit	191	196	1,291	1,439	135	154	83	86
	<b>Total</b>	<b>720</b>	<b>679</b>	<b>4,180</b>	<b>4,312</b>	<b>499</b>	<b>539</b>	<b>434</b>	<b>448</b>
6	Archuleta	83	76	409	422	79	81	53	49
	La Plata	575	529	1,205	1,238	299	289	192	196
	San Juan	9	10	169	182	3	2	0	0
	<b>Total</b>	<b>667</b>	<b>615</b>	<b>1,783</b>	<b>1,842</b>	<b>381</b>	<b>372</b>	<b>245</b>	<b>245</b>
7	Delta	160	165	808	808	253	260	161	143
	Gunnison	124	126	520	522	85	102	71	65
	Hinsdale	10	7	13	17	1	1	0	0
	Montrose	276	277	899	921	332	370	210	215
	Ouray	9	9	308	308	31	32	4	3
	San Miguel	53	54	414	410	44	41	8	8
<b>Total</b>	<b>632</b>	<b>638</b>	<b>2,962</b>	<b>2,986</b>	<b>746</b>	<b>806</b>	<b>454</b>	<b>434</b>	
8	Jackson	4	4	40	40	5	3	4	6
	Larimer	1,892	1,828	5,853	5,836	1,885	1,870	1,718	1,683
	<b>Total</b>	<b>1,896</b>	<b>1,832</b>	<b>5,893</b>	<b>5,876</b>	<b>1,890</b>	<b>1,873</b>	<b>1,722</b>	<b>1,689</b>
9	Garfield	484	480	2,276	2,273	447	483	289	287
	Pitkin	107	125	865	904	97	98	37	32
	Rio Blanco	62	67	145	153	47	53	20	28
	<b>Total</b>	<b>653</b>	<b>672</b>	<b>3,286</b>	<b>3,330</b>	<b>591</b>	<b>634</b>	<b>346</b>	<b>347</b>
10	Pueblo	1,918	1,775	4,597	4,576	1,408	1,387	998	991
11	Chaffee	152	155	336	359	115	113	79	85
	Custer	18	30	90	97	19	15	11	15
	Fremont	465	438	1,091	1,043	353	335	388	382
	Park	68	76	590	598	93	88	46	48
	<b>Total</b>	<b>703</b>	<b>699</b>	<b>2,107</b>	<b>2,097</b>	<b>580</b>	<b>551</b>	<b>524</b>	<b>530</b>



Table 14: District Court Filings and Terminations, FY 2012

District	Court Location	Mental Health		Probate		Total	
		Filings	Term.	Filings	Term.	Filings	Term
1	Gilpin	2	2	20	13	426	399
	Jefferson	595	543	1,716	1,558	28,477	26,681
	<b>Total</b>	597	545	1,736	1,571	28,903	27,080
2	Denver	n/a	n/a	n/a	n/a	46,290	46,209
	Denver Juvenile	n/a	n/a	n/a	n/a	4,105	4,151
	Denver Probate	1,163	1,012	2,060	2,345	3,223	3,357
	<b>Total</b>	1,163	1,012	2,060	2,345	53,618	53,717
3	Huerfano	5	4	47	48	516	493
	Las Animas	11	10	47	37	1,076	1,048
	<b>Total</b>	16	14	94	85	1,592	1,541
4	El Paso	614	542	1,476	1,372	33,429	32,913
	Teller	3	3	73	67	1,151	1,098
	<b>Total</b>	617	545	1,549	1,439	34,580	34,011
5	Clear Creek	7	7	30	32	605	602
	Eagle	2	1	97	105	3,263	3,233
	Lake	0	0	22	20	423	433
	Summit	5	5	56	52	1,761	1,932
	<b>Total</b>	14	13	205	209	6,052	6,200
6	Archuleta	16	17	55	45	695	690
	La Plata	67	62	160	148	2,498	2,462
	San Juan	0	0	5	5	186	199
	<b>Total</b>	83	79	220	198	3,379	3,351
7	Delta	5	5	114	116	1,501	1,497
	Gunnison	1	1	49	46	850	862
	Hinsdale	0	0	6	5	30	30
	Montrose	5	6	173	17	1,895	1,806
	Ouray	0	0	20	17	372	369
	San Miguel	0	0	21	25	540	538
<b>Total</b>	11	12	383	226	5,188	5,102	
8	Jackson	0	0	10	9	63	62
	Larimer	409	416	691	697	12,448	12,330
	<b>Total</b>	409	416	701	706	12,511	12,392
9	Garfield	5	4	106	104	3,607	3,631
	Pitkin	5	4	66	61	1,177	1,224
	Rio Blanco	2	2	25	31	301	334
	<b>Total</b>	12	10	197	196	5,085	5,189
10	Pueblo	354	342	550	560	9,825	9,631
11	Chaffee	2	3	75	74	759	789
	Custer	1	1	17	18	156	176
	Fremont	24	26	145	141	2,466	2,365
	Park	6	5	53	55	856	870
<b>Total</b>	33	35	290	288	4,237	4,200	

Table 14: District Court Filings and Terminations, FY 2012

District	Court Location	Criminal		Civil		Domestic Relations		Juvenile	
		Filings	Term.	Filings	Term.	Filings	Term.	Filings	Term.
12	Alamosa	408	403	346	345	178	192	140	139
	Conejos	58	54	124	129	38	34	35	48
	Costilla	49	50	100	109	18	25	12	15
	Mineral	10	9	24	29	2	1	3	3
	Rio Grande	143	137	291	283	100	122	154	144
	Saguache	61	47	100	113	35	39	33	35
	<b>Total</b>	<b>729</b>	<b>700</b>	<b>985</b>	<b>1,008</b>	<b>371</b>	<b>413</b>	<b>377</b>	<b>384</b>
13	Kit Carson	58	61	110	108	44	46	35	39
	Logan	277	245	373	388	160	158	136	116
	Morgan	288	295	449	444	222	206	246	225
	Phillips	14	18	72	70	24	24	22	19
	Sedgwick	14	15	43	46	21	19	3	4
	Washington	19	28	77	84	34	39	24	22
	Yuma	58	59	158	161	46	54	41	47
	<b>Total</b>	<b>728</b>	<b>721</b>	<b>1,282</b>	<b>1,301</b>	<b>551</b>	<b>546</b>	<b>507</b>	<b>472</b>
14	Grand	126	123	635	605	96	92	43	43
	Moffat	180	157	402	405	118	127	81	70
	Routt	172	140	895	893	132	139	55	54
	<b>Total</b>	<b>478</b>	<b>420</b>	<b>1,932</b>	<b>1,903</b>	<b>346</b>	<b>358</b>	<b>179</b>	<b>167</b>
15	Baca	26	32	59	56	23	27	15	26
	Cheyenne	19	20	39	40	14	7	11	5
	Kiowa	8	12	21	18	7	9	19	19
	Prowers	175	161	218	159	113	94	114	107
	<b>Total</b>	<b>228</b>	<b>225</b>	<b>337</b>	<b>273</b>	<b>157</b>	<b>137</b>	<b>159</b>	<b>157</b>
16	Bent	52	48	215	183	47	43	45	32
	Crowley	53	43	113	107	35	36	44	40
	Otero	217	204	397	381	170	157	162	170
	<b>Total</b>	<b>322</b>	<b>295</b>	<b>725</b>	<b>671</b>	<b>252</b>	<b>236</b>	<b>251</b>	<b>242</b>
17	Adams	3,512	3,467	16,181	16,139	2,864	2,957	2,347	2,298
	Broomfield	245	294	963	926	358	366	182	185
	<b>Total</b>	<b>3,757</b>	<b>3,761</b>	<b>17,144</b>	<b>17,065</b>	<b>3,222</b>	<b>3,323</b>	<b>2,529</b>	<b>2,483</b>
18	Arapahoe	2,679	2,849	21,677	21,709	3,640	3,678	2,837	2,645
	Douglas	760	781	6,377	6,348	1,687	1,733	846	804
	Elbert	64	102	1,161	1,149	136	121	56	55
	Lincoln	71	93	124	129	44	34	53	49
<b>Total</b>	<b>3,574</b>	<b>3,825</b>	<b>29,339</b>	<b>29,335</b>	<b>5,507</b>	<b>5,566</b>	<b>3,792</b>	<b>3,553</b>	
19	Weld	1,956	1,915	7,580	7,668	1,678	1,682	2,206	2,257
20	Boulder	2,019	1,983	7,249	7,202	1,533	1,533	1,377	1,365
21	Mesa	1,491	1,408	4,586	4,568	1,356	1,384	1,011	934
22	Dolores	5	6	45	48	13	14	3	3
	Montezuma	322	304	577	563	214	212	114	131
	<b>Total</b>	<b>327</b>	<b>310</b>	<b>622</b>	<b>611</b>	<b>227</b>	<b>226</b>	<b>117</b>	<b>134</b>
<b>State Total</b>		<b>35,551</b>	<b>34,957</b>	<b>169,055</b>	<b>169,186</b>	<b>35,434</b>	<b>35,683</b>	<b>28,731</b>	<b>26,462</b>

Table 14: District Court Filings and Terminations, FY 2012

District	Court Location	Mental Health		Probate		Total	
		Filings	Term.	Filings	Term.	Filings	Term
12	Alamosa	17	16	37	50	1,126	1,145
	Conejos	1	2	22	26	278	293
	Costilla	2	4	62	68	243	271
	Mineral	1	1	2	3	42	46
	Rio Grande	6	6	49	63	743	755
	Saguache	2	2	19	23	250	259
	<b>Total</b>	29	31	191	233	2,682	2,769
13	Kit Carson	14	12	37	37	298	303
	Logan	32	33	73	83	1,051	1,023
	Morgan	51	46	113	150	1,369	1,366
	Phillips	4	4	22	23	158	158
	Sedgwick	8	8	13	13	102	105
	Washington	2	1	46	47	202	221
	Yuma	9	6	59	64	371	391
	<b>Total</b>	120	110	363	417	3,551	3,567
14	Grand	5	4	33	38	938	905
	Moffat	1	1	83	77	865	837
	Routt	5	5	80	82	1,339	1,313
	<b>Total</b>	11	10	196	197	3,142	3,055
15	Baca	2	2	42	37	167	180
	Cheyenne	0	0	30	25	113	97
	Kiowa	0	0	55	39	110	97
	Prowers	4	4	62	48	686	573
	<b>Total</b>	6	6	189	149	1,076	947
16	Bent	3	2	78	76	440	384
	Crowley	3	3	16	25	264	254
	Otero	12	19	107	201	1,065	1,132
	<b>Total</b>	18	24	201	302	1,769	1,770
17	Adams	461	432	730	733	26,095	26,026
	Broomfield	38	42	99	100	1,885	1,913
	<b>Total</b>	499	474	829	833	27,980	27,939
18	Arapahoe	653	624	1,454	1,523	32,940	33,028
	Douglas	127	127	499	496	10,296	10,289
	Elbert	9	9	52	53	1,478	1,489
	Lincoln	8	8	52	345	352	658
	<b>Total</b>	797	768	2,057	2,417	45,066	45,464
19	Weld	300	307	716	703	14,436	14,532
20	Boulder	455	475	801	789	13,434	13,347
21	Mesa	493	489	373	401	9,310	9,184
22	Dolores	0	0	18	18	58	89
	Montezuma	27	27	123	105	1,377	1,342
	<b>Total</b>	27	27	141	123	1,461	1,431
<b>State Total</b>		<b>6,064</b>	<b>5,744</b>	<b>14,042</b>	<b>14,387</b>	<b>288,877</b>	<b>286,419</b>

Table 15: Court and Jury Trials for District Court, FY 2012

District	Court Location	Criminal		Civil		Juvenile		Total	
		Court Trials	Jury Trials	Court Trials	Jury Trials	Court Trials	Jury Trials	Court Trials	Jury Trials
1	Gilpin	0	7	0	1	0	0	0	8
	Jefferson	3	98	34	25	7	2	44	125
	<i>Total</i>	3	105	34	26	7	2	44	133
2	Denver	5	130	83	83	0	0	88	213
	Denver Juvenile	0	0	0	0	53	5	53	5
	<i>Total</i>	5	130	83	83	53	5	141	218
3	Huerfano	1	1	0	1	0	0	1	2
	Las Animas	0	4	1	1	1	0	2	5
	<i>Total</i>	1	5	1	2	1	0	3	7
4	El Paso	6	158	36	42	19	2	61	202
	Teller	0	2	1	3	0	0	1	5
	<i>Total</i>	6	160	37	45	19	2	62	207
5	Clear Creek	0	0	0	1	0	0	0	1
	Eagle	0	3	9	2	1	0	10	5
	Lake	0	1	0	0	0	0	0	1
	Summit	0	4	4	2	1	0	5	6
	<i>Total</i>	0	8	13	5	2	0	15	13
6	Archuleta	0	3	2	0	0	1	2	4
	La Plata	0	7	2	2	0	1	2	10
	San Juan	0	0	0	0	0	0	0	0
	<i>Total</i>	0	10	4	2	0	2	4	14
7	Delta	0	0	5	0	0	1	5	1
	Gunnison	0	1	1	0	0	0	1	1
	Hinsdale	0	0	0	0	0	0	0	0
	Montrose	0	5	3	0	0	1	3	6
	Ouray	0	0	0	0	0	0	0	0
	San Miguel	0	0	3	2	0	0	3	2
	<i>Total</i>	0	6	12	2	0	2	12	10
8	Jackson	0	0	0	0	0	0	0	0
	Larimer	1	30	20	14	4	0	25	44
	<i>Total</i>	1	30	20	14	4	0	25	44
9	Garfield	0	8	3	4	0	1	3	13
	Pitkin	0	1	8	4	0	0	8	5
	Rio Blanco	0	0	1	0	0	0	1	0
	<i>Total</i>	0	9	12	8	0	1	12	18
10	Pueblo	0	22	3	10	5	0	8	32
11	Chaffee	0	2	0	0	1	0	1	2
	Custer	0	0	0	0	0	0	0	0
	Fremont	0	6	1	4	1	0	2	10
	Park	0	1	2	0	0	1	2	2
	<i>Total</i>	0	9	3	4	2	1	5	14

Table 15: Court and Jury Trials for District Court, FY 2012

District	Court Location	Criminal		Civil		Juvenile		Total	
		Court Trials	Jury Trials	Court Trials	Jury Trials	Court Trials	Jury Trials	Court Trials	Jury Trials
12	Alamosa	0	4	0	1	1	0	1	5
	Conejos	0	3	0	0	0	0	0	3
	Costilla	0	2	0	0	0	0	0	2
	Mineral	0	0	1	0	0	0	1	0
	Rio Grande	0	0	0	0	0	0	0	0
	Saguache	0	0	0	0	1	1	1	1
	<i>Total</i>	0	9	1	1	2	1	3	11
13	Kit Carson	0	0	0	0	0	0	0	0
	Logan	0	6	2	1	0	0	2	7
	Morgan	0	12	0	2	1	3	1	17
	Phillips	0	1	0	0	0	0	0	1
	Sedgwick	0	0	1	0	0	0	1	0
	Washington	0	1	0	0	0	0	0	1
	Yuma	0	3	0	0	2	1	2	4
	<i>Total</i>	0	23	3	3	3	4	6	30
14	Grand	0	3	0	0	1	0	1	3
	Moffat	0	9	0	0	0	1	0	10
	Routt	0	3	2	3	0	0	2	6
	<i>Total</i>	0	15	2	3	1	1	3	19
15	Baca	0	0	0	0	0	0	0	0
	Cheyenne	0	0	1	0	0	0	1	0
	Kiowa	0	0	0	0	0	0	0	0
	Prowers	0	2	1	0	1	0	2	2
	<i>Total</i>	0	2	2	0	1	0	3	2
16	Bent	0	0	0	0	1	0	1	0
	Crowley	0	1	0	0	0	0	0	1
	Otero	0	1	0	1	0	0	0	2
	<i>Total</i>	0	2	0	1	1	0	1	3
17	Adams	1	121	8	32	17	5	26	158
	Broomfield	0	6	2	0	0	0	2	6
	<i>Total</i>	1	127	10	32	17	5	28	164
18	Arapahoe	9	124	27	42	64	3	100	169
	Douglas	4	31	15	12	5	1	24	44
	Elbert	0	4	1	0	0	0	1	4
	Lincoln	1	5	1	0	1	0	3	5
	<i>Total</i>	14	164	44	54	70	4	128	222
19	Weld	1	82	17	9	30	1	48	92
20	Boulder	2	46	8	27	7	0	17	73
21	Mesa	0	47	10	3	17	0	27	50
22	Dolores	0	0	0	0	0	0	0	0
	Montezuma	0	5	0	0	1	0	1	5
	<i>Total</i>	0	5	0	0	1	0	1	5
<i>State Total</i>		<b>34</b>	<b>1,016</b>	<b>319</b>	<b>334</b>	<b>243</b>	<b>31</b>	<b>596</b>	<b>1,381</b>

Table 16: District Court Civil Filings by Type, FY 2012

District	Court Location	Breach of Contract	Breach of Warranty	County Court Counter Claim	Condemnation	Confirm Arbitration Award	Conservation Easements
1	Gilpin	7	0	0	2	0	0
	Jefferson	313	4	0	2	1	5
	<i>Total</i>	320	4	0	4	1	5
2	Denver	655	17	20	14	32	0
3	Huerfano	2	0	0	0	0	2
	Las Animas	15	0	0	0	0	2
	<i>Total</i>	17	0	0	0	0	4
4	El Paso	387	3	25	2	1	0
	Teller	22	0	0	0	0	6
	<i>Total</i>	409	3	25	2	1	6
5	Clear Creek	16	0	0	1	0	0
	Eagle	80	0	1	0	0	1
	Lake	3	0	0	0	0	0
	Summit	27	1	0	3	1	0
	<i>Total</i>	126	1	1	4	1	1
6	Archuleta	10	0	0	0	0	0
	La Plata	64	0	0	0	0	0
	San Juan	1	0	0	0	0	0
	<i>Total</i>	75	0	0	0	0	0
7	Delta	15	0	0	1	0	0
	Gunnison	11	0	0	0	0	3
	Hinsdale	0	0	0	0	0	0
	Montrose	28	0	0	0	1	0
	Ouray	3	0	0	0	0	0
	San Miguel	17	0	0	1	0	0
	<i>Total</i>	74	0	0	2	1	3
8	Jackson	2	0	0	0	0	15
	Larimer	177	0	0	7	1	2
	<i>Total</i>	179	0	0	7	1	17
9	Garfield	60	1	1	0	0	0
	Pitkin	61	1	5	2	0	0
	Rio Blanco	2	0	0	0	0	0
	<i>Total</i>	123	2	6	2	0	0
10	Pueblo	114	0	3	4	0	7
11	Chaffee	12	0	0	0	0	0
	Custer	6	1	0	1	0	0
	Fremont	28	0	0	0	0	0
	Park	18	0	0	1	0	0
	<i>Total</i>	64	1	0	2	0	0

Table 16: District Court Civil Filings by Type, FY 2012

District	Court Location	County Court or Municipal Appeal	Declaratory Judgment	Determination of Interests	Distraint Warrant	Forcible Entry and Detainer	Foreclosure Other Than RL 120
1	Gilpin	2	1	0	91	2	2
	Jefferson	55	17	3	10,922	50	95
	<b>Total</b>	<b>57</b>	<b>18</b>	<b>3</b>	<b>11,013</b>	<b>52</b>	<b>97</b>
2	Denver	116	137	2	29,648	103	108
3	Huerfano	0	0	0	67	0	1
	Las Animas	2	0	0	269	1	2
	<b>Total</b>	<b>2</b>	<b>0</b>	<b>0</b>	<b>336</b>	<b>1</b>	<b>3</b>
4	El Paso	63	27	3	10,849	36	69
	Teller	4	0	0	280	4	2
	<b>Total</b>	<b>67</b>	<b>27</b>	<b>3</b>	<b>11,129</b>	<b>40</b>	<b>71</b>
5	Clear Creek	0	3	0	167	1	2
	Eagle	10	9	0	1,071	15	306
	Lake	1	1	0	151	0	2
	Summit	6	3	1	626	6	151
	<b>Total</b>	<b>17</b>	<b>16</b>	<b>1</b>	<b>2,015</b>	<b>22</b>	<b>461</b>
6	Archuleta	2	0	1	207	0	7
	La Plata	9	7	0	689	1	8
	San Juan	4	0	0	155	0	0
	<b>Total</b>	<b>15</b>	<b>7</b>	<b>1</b>	<b>1,051</b>	<b>1</b>	<b>15</b>
7	Delta	3	10	0	452	2	1
	Gunnison	2	3	0	247	0	7
	Hinsdale	0	0	0	7	0	0
	Montrose	12	1	0	432	0	4
	Ouray	2	1	0	229	0	14
	San Miguel	2	2	1	243	0	6
	<b>Total</b>	<b>21</b>	<b>17</b>	<b>1</b>	<b>1,610</b>	<b>2</b>	<b>32</b>
8	Jackson	0	0	0	16	0	1
	Larimer	16	16	2	3,552	16	29
	<b>Total</b>	<b>16</b>	<b>16</b>	<b>2</b>	<b>3,568</b>	<b>16</b>	<b>30</b>
9	Garfield	9	2	0	1,356	4	13
	Pitkin	2	6	0	512	6	16
	Rio Blanco	0	2	0	78	0	1
	<b>Total</b>	<b>11</b>	<b>10</b>	<b>0</b>	<b>1,946</b>	<b>10</b>	<b>30</b>
10	Pueblo	21	4	1	2,572	4	13
11	Chaffee	3	2	0	209	1	0
	Custer	0	0	0	40	0	3
	Fremont	6	5	1	541	1	6
	Park	1	1	0	291	0	8
	<b>Total</b>	<b>10</b>	<b>8</b>	<b>1</b>	<b>1,081</b>	<b>2</b>	<b>17</b>

Table 16: District Court Civil Filings by Type, FY 2012

District	Court Location	Foreign Judgment	Fraud	Goods Sold and Delivered	Injunctive Relief	Landlord-Tenant	Lien	Malpractice	Mechanics Lien
1	Gilpin	1	0	0	0	0	0	0	2
	Jefferson	43	15	4	25	10	0	16	2
	<i>Total</i>	44	15	4	25	10	0	16	4
2	Denver	91	49	88	148	39	2	91	36
3	Huerfano	1	0	0	0	0	0	1	0
	Las Animas	2	0	0	0	0	0	3	0
	<i>Total</i>	3	0	0	0	0	0	4	0
4	El Paso	98	13	25	24	3	5	27	6
	Teller	5	1	1	0	0	3	1	1
	<i>Total</i>	103	14	26	24	3	8	28	7
5	Clear Creek	0	0	0	1	0	0	0	0
	Eagle	11	3	7	11	0	1	4	1
	Lake	0	1	0	0	0	0	0	0
	Summit	5	1	5	4	1	2	2	3
	<i>Total</i>	16	5	12	16	1	3	6	4
6	Archuleta	1	0	0	2	0	0	0	0
	La Plata	10	2	1	7	0	0	2	1
	San Juan	0	0	0	0	0	0	0	0
	<i>Total</i>	11	2	1	9	0	0	2	1
7	Delta	4	0	0	3	0	0	2	2
	Gunnison	5	0	1	6	0	1	1	0
	Hinsdale	0	0	0	1	0	0	0	0
	Montrose	5	1	2	1	0	0	0	2
	Ouray	2	1	0	0	0	0	0	0
	San Miguel	5	1	1	2	1	1	0	3
	<i>Total</i>	21	3	4	13	1	2	3	7
8	Jackson	0	0	0	0	0	0	0	0
	Larimer	36	4	8	16	1	3	12	7
	<i>Total</i>	36	4	8	16	1	3	12	7
9	Garfield	6	2	3	5	0	0	2	2
	Pitkin	11	1	0	9	3	5	2	6
	Rio Blanco	1	1	0	0	0	0	0	0
	<i>Total</i>	18	4	3	14	3	5	4	8
10	Pueblo	16	1	1	3	0	0	10	2
11	Chaffee	1	0	1	2	1	1	0	0
	Custer	0	0	0	0	0	0	0	1
	Fremont	4	1	2	1	0	1	4	1
	Park	3	0	0	2	0	1	0	0
	<i>Total</i>	8	1	3	5	1	3	4	2



Table 16: District Court Civil Filings by Type, FY 2012

District	Court Location	Money	Motion to Approve Transfer of Structured Settlement	Name Change	Negligence	Note	Other	Out of State Subpoena
1	Gilpin	14	0	0	1	0	4	0
	Jefferson	638	27	24	49	21	142	15
	<i>Total</i>	652	27	24	50	21	146	15
2	Denver	467	23	16	100	196	252	144
3	Huerfano	4	2	0	1	0	5	1
	Las Animas	18	0	1	0	0	7	0
	<i>Total</i>	22	2	1	1	0	12	1
4	El Paso	626	36	6	65	21	236	41
	Teller	27	1	1	0	5	5	1
	<i>Total</i>	653	37	7	65	26	241	42
5	Clear Creek	4	2	0	0	0	4	0
	Eagle	84	1	4	12	17	15	3
	Lake	8	0	0	5	1	7	0
	Summit	35	1	0	12	5	1	5
	<i>Total</i>	131	4	4	29	23	27	8
6	Archuleta	30	0	0	0	2	3	4
	La Plata	48	3	2	4	8	23	4
	San Juan	0	0	0	0	0	1	0
	<i>Total</i>	78	3	2	4	10	27	8
7	Delta	42	1	3	1	1	13	4
	Gunnison	27	0	1	0	1	8	3
	Hinsdale	2	0	0	0	0	0	0
	Montrose	44	0	8	2	1	7	1
	Ouray	7	0	0	1	2	3	0
	San Miguel	8	0	0	6	4	4	1
	<i>Total</i>	130	1	12	10	9	35	9
8	Jackson	2	0	0	0	0	1	0
	Larimer	277	10	32	29	21	51	21
	<i>Total</i>	279	10	32	29	21	52	21
9	Garfield	91	3	3	9	6	8	1
	Pitkin	30	0	2	5	8	12	4
	Rio Blanco	8	0	1	1	0	4	1
	<i>Total</i>	129	3	6	15	14	24	6
10	Pueblo	155	13	21	19	5	66	5
11	Chaffee	6	1	0	1	0	6	1
	Custer	2	0	0	1	0	2	0
	Fremont	29	7	4	5	0	45	1
	Park	18	0	0	2	0	4	0
	<i>Total</i>	55	8	4	9	0	57	2

Table 16: District Court Civil Filings by Type, FY 2012

District	Court Location	Personal Injury	Personal Injury - Motor Vehicle	Petition to Seal Criminal Conviction	Petition to Seal Criminal Record	Possession	Prohibition	Property Damage
1	Gilpin	11	2	1	5	0	0	0
	Jefferson	142	253	8	399	0	0	7
	<i>Total</i>	153	255	9	404	0	0	7
2	Denver	308	782	55	642	0	0	1
3	Huerfano	3	3	0	3	0	0	0
	Las Animas	3	11	0	6	0	0	1
	<i>Total</i>	6	14	0	9	0	0	1
4	El Paso	152	525	11	426	0	0	2
	Teller	4	6	1	18	0	0	0
	<i>Total</i>	156	531	12	444	0	0	2
5	Clear Creek	5	5	1	13	0	0	0
	Eagle	19	5	3	42	0	0	2
	Lake	2	1	0	6	0	0	1
	Summit	19	11	1	51	0	0	0
	<i>Total</i>	45	22	5	112	0	0	3
6	Archuleta	5	4	0	2	0	0	0
	La Plata	17	4	0	29	0	0	0
	San Juan	0	0	0	0	0	0	0
	<i>Total</i>	22	8	0	31	0	0	0
7	Delta	3	5	0	11	0	0	0
	Gunnison	4	3	1	11	0	0	2
	Hinsdale	0	0	0	1	0	0	0
	Montrose	3	4	0	31	0	0	0
	Ouray	1	2	0	2	0	0	0
	San Miguel	1	0	0	3	0	0	0
	<i>Total</i>	12	14	1	59	0	0	2
8	Jackson	0	0	0	0	0	0	0
	Larimer	53	111	11	157	0	0	5
	<i>Total</i>	53	111	11	157	0	0	5
9	Garfield	7	13	2	25	0	0	0
	Pitkin	5	4	1	32	0	0	1
	Rio Blanco	1	0	0	3	0	0	0
	<i>Total</i>	13	17	3	60	0	0	1
10	Pueblo	82	139	1	81	0	0	1
11	Chaffee	0	5	1	4	0	0	0
	Custer	1	0	0	2	0	0	0
	Fremont	7	11	1	13	0	0	0
	Park	3	3	1	10	0	0	0
	<i>Total</i>	11	19	3	29	0	0	0

Table 16: District Court Civil Filings by Type, FY 2012

District	Court Location	Protection Order	Public Nuisance	Public Utilities	Replevin	Restraining Order	Review - Other Local Government / Person
1	Gilpin	0	0	0	0	0	0
	Jefferson	1	0	16	41	0	23
	<i>Total</i>	1	0	16	41	0	23
2	Denver	4	51	6	54	0	69
3	Huerfano	0	0	0	1	0	0
	Las Animas	1	0	0	1	0	0
	<i>Total</i>	1	0	0	2	0	0
4	El Paso	3	24	0	55	0	12
	Teller	0	0	0	0	0	3
	<i>Total</i>	3	24	0	55	0	15
5	Clear Creek	0	0	0	0	0	
	Eagle	0	0	0	9	0	16
	Lake	0	0	0	2	0	
	Summit	0	0	0	0	0	6
	<i>Total</i>	0	0	0	11	0	22
6	Archuleta	0	0	0	1	0	0
	La Plata	1	0	0	7	0	6
	San Juan	0	0	0	0	0	0
	<i>Total</i>	1	0	0	8	0	6
7	Delta	1	0	0	4	0	5
	Gunnison	0	0	0	0	0	0
	Hinsdale	0	0	0	0	0	0
	Montrose	0	0	0	15	0	5
	Ouray	0	0	0	0	0	0
	San Miguel	0	0	0	3	0	0
	<i>Total</i>	1	0	0	22	0	10
8	Jackson	0	0	0	0	0	0
	Larimer	2	0	18	22	0	7
	<i>Total</i>	2	0	18	22	0	7
9	Garfield	1	0	0	13	0	6
	Pitkin	0	0	0	1	0	2
	Rio Blanco	0	0	0	0	0	0
	<i>Total</i>	1	0	0	14	0	8
10	Pueblo	0	0	0	9	0	2
11	Chaffee	0	0	0	0	0	0
	Custer	0	0	0	1	0	0
	Fremont	0	0	0	4	0	1
	Park	0	0	0	1	0	1
	<i>Total</i>	0	0	0	6	0	2

Table 16: District Court Civil Filings by Type, FY 2012

District	Court Location	Rule 105 Quiet Title	Rule 106 - Writs / Contempt	Rule 120 Deed of Trust	Services Rendered	Sexual Harassment	Special District
1	Gilpin	2	0	61	0	0	
	Jefferson	44	8	2,628	6	0	7
	<i>Total</i>	46	8	2,689	6	0	7
2	Denver	30	47	3,014	93	4	0
3	Huerfano	8	0	33	0	0	0
	Las Animas	6	0	100	0	0	0
	<i>Total</i>	14	0	133	0	0	0
4	El Paso	21	8	3,053	7	5	1
	Teller	9	1	202	0	0	0
	<i>Total</i>	30	9	3,255	7	5	1
5	Clear Creek	4	2	73	0	0	0
	Eagle	9	1	557	0	1	0
	Lake	6	0	52	0	0	0
	Summit	5	0	289	2	0	0
	<i>Total</i>	24	3	971	2	1	0
6	Archuleta	5	0	122	0	0	0
	La Plata	7	0	240	0	0	0
	San Juan	1	1	6	0	0	0
	<i>Total</i>	13	1	368	0	0	0
7	Delta	5	2	211	0	0	0
	Gunnison	7	1	163	0	0	0
	Hinsdale	1	1		0	0	0
	Montrose	7	1	279	0	0	0
	Ouray	2	1	35	0	0	0
	San Miguel	3	0	94	0	0	0
	<i>Total</i>	25	6	782	0	0	0
8	Jackson	0	0	3	0	0	0
	Larimer	18	2	1,090	0	1	0
	<i>Total</i>	18	2	1,093	0	1	0
9	Garfield	6	3	610	0	1	0
	Pitkin	6	2	100	0	0	0
	Rio Blanco	3	0	38	0	0	0
	<i>Total</i>	15	5	748	0	1	0
10	Pueblo	21	8	1,188	0	1	0
11	Chaffee	3	13	58	0	0	0
	Custer	4		25	0	0	0
	Fremont	8	47	268	0	0	0
	Park	6	2	213	0	0	0
	<i>Total</i>	21	62	564	0	0	0

Table 16: District Court Civil Filings by Type, FY 2012

District	Court Location	Specific Performance	Wages	Workman's Compensation	Writ of Habeas Corpus	Wrongful Death	Wrongful Death – Motor Vehicle	Total
1	Gilpin	0	0	0	0	0	0	211
	Jefferson	1	7	0	0	5	0	16,094
	<i>Total</i>	1	7	0	0	5	0	16,305
2	Denver	8	27	95	24	20	7	37,935
3	Huerfano	0	0	0	0	0	0	138
	Las Animas	0	0	0	1	0	0	452
	<i>Total</i>	0	0	0	1	0	0	590
4	El Paso	0	4	0	5	6	2	17,019
	Teller	0	0	0	0	3	0	617
	<i>Total</i>	0	4	0	5	9	2	17,636
5	Clear Creek	2	1	0	0	0	0	307
	Eagle	1	0	0	0	0	0	2,332
	Lake	0	0	0	0	0	0	250
	Summit	0	0	0	0	0	0	1,291
	<i>Total</i>	3	1	0	0	0	0	4,180
6	Archuleta	1	0	0	0	0	0	409
	La Plata	0	0	0	0	1	0	1,205
	San Juan	0	0	0	0	0	0	169
	<i>Total</i>	1	0	0	0	1	0	1,783
7	Delta	0	0	0	1	0	0	808
	Gunnison	0	0	1	0	0	0	520
	Hinsdale	0	0	0	0	0	0	13
	Montrose	0	0	0	2	0	0	899
	Ouray	0	0	0	0	0	0	308
	San Miguel	0	0	0	0	0	1	414
	<i>Total</i>	0	0	1	3	0	1	2,962
8	Jackson	0	0	0	0	0	0	40
	Larimer	1	5	0	0	3	1	5,853
	<i>Total</i>	1	5	0	0	3	1	5,893
9	Garfield	0	1	0	0	0	1	2,276
	Pitkin	0	1	0	1	0	0	865
	Rio Blanco	0	0	0	0	0	0	145
	<i>Total</i>	0	2	0	1	0	1	3,286
10	Pueblo	0	0	0	1	2	1	4,597
11	Chaffee	0	0	0	4	0	0	336
	Custer	0	0	0	0	0	0	90
	Fremont	0	0	0	37	1	0	1,091
	Park	0	0	0	0	0	0	590
	<i>Total</i>	0	0	0	41	1	0	2,107

Table 16: District Court Civil Filings by Type, FY 2012

District	Court Location	Breach of Contract	Breach of Warrant	County Court Counter Claim	Condemnation	Confirm Arbitration Award	Conservation Easements
12	Alamosa	10	0	0	1	0	2
	Conejos	2	0	0	0	0	0
	Costilla	0	0	0	0	0	0
	Mineral	1	0	0	0	0	0
	Rio Grande	8	0	0	0	0	0
	Saguache	3	0	0	0	0	0
	<i>Total</i>	<i>24</i>	<i>0</i>	<i>0</i>	<i>1</i>	<i>0</i>	<i>2</i>
13	Kit Carson	2	0	0	0	0	5
	Logan	8	0	0	0	0	0
	Morgan	10	0	0	0	0	0
	Phillips	0	0	0	0	0	0
	Sedgwick	2	0	0	0	0	0
	Washington	1	0	0	0	0	0
	<i>Total</i>	<i>25</i>	<i>0</i>	<i>0</i>	<i>0</i>	<i>0</i>	<i>5</i>
14	Grand	17	0	0	1	1	15
	Moffat	8	0	0	0	0	0
	Routt	20	0	1	0	0	4
	<i>Total</i>	<i>45</i>	<i>0</i>	<i>1</i>	<i>1</i>	<i>1</i>	<i>19</i>
15	Baca	2	0	0	0	0	0
	Cheyenne	1	0	0	0	0	4
	Kiowa	0	0	0	0	0	0
	Prowers	5	0	0	0	0	57
	<i>Total</i>	<i>8</i>	<i>0</i>	<i>0</i>	<i>0</i>	<i>0</i>	<i>61</i>
16	Bent	1	0	0	0	0	31
	Crowley	0	0	0	0	0	1
	Otero	8	0	0	0	0	17
	<i>Total</i>	<i>9</i>	<i>0</i>	<i>0</i>	<i>0</i>	<i>0</i>	<i>49</i>
17	Adams	257	1	11	10	0	5
	Broomfield	37	0	0	3	0	0
	<i>Total</i>	<i>294</i>	<i>1</i>	<i>11</i>	<i>13</i>	<i>0</i>	<i>5</i>
18	Arapahoe	419	4	0	6	3	4
	Douglas	253	4	1	1	1	0
	Elbert	16	0	0	0	0	3
	Lincoln	2	0	0	0	0	0
	<i>Total</i>	<i>690</i>	<i>8</i>	<i>1</i>	<i>7</i>	<i>4</i>	<i>7</i>
19	Weld	128	1	13	1	0	2
20	Boulder	260	4	7	3	3	0
21	Mesa	71	0	1	0	2	0
22	Dolores	0	0	0	0	0	0
	Montezuma	17	0	0	0	0	0
	<i>Total</i>	<i>17</i>	<i>0</i>	<i>0</i>	<i>0</i>	<i>0</i>	<i>0</i>
<i>State Total</i>		<i>3,727</i>	<i>42</i>	<i>89</i>	<i>67</i>	<i>47</i>	<i>193</i>
<i>Percent of State Total</i>		<i>2%</i>	<i>0%</i>	<i>0%</i>	<i>0%</i>	<i>0%</i>	<i>0%</i>

Table 16: District Court Civil Filings by Type, FY 2012

District	Court Location	County Court or Municipal Appeal	Declaratory Judgment	Determination of Interests	Distraint Warrant	Forcible Entry and Detainer	Foreclosure Other Than RL 120
12	Alamosa	4	0	0	227	0	1
	Conejos	1	0	0	80	0	0
	Costilla	0	2	0	64	0	4
	Mineral	0	1	0	9	1	0
	Rio Grande	0	2	0	204	0	2
	Saguache	0	0	0	45	2	2
	<i>Total</i>	5	5	0	629	3	9
13	Kit Carson	1	0	0	51	1	0
	Logan	5	1	0	218	0	0
	Morgan	2	0	0	265	1	0
	Phillips	1	0	0	51	0	0
	Sedgwick	0	0	0	27	0	0
	Washington	1	1	0	43	0	0
	Yuma	1	0	0	114	0	2
	<i>Total</i>	11	2	0	769	2	2
14	Grand	6	3	0	252	0	60
	Moffat	4	0	0	248	0	0
	Routt	10	5	0	464	9	10
	<i>Total</i>	20	8	0	964	9	70
15	Baca	0	0	0	38	0	0
	Cheyenne	0	1	0	21	0	0
	Kiowa	0	1	0	13	0	0
	Prowers	1	0	0	86	0	0
	<i>Total</i>	1	2	0	158	0	0
16	Bent	0	0	0	126	0	1
	Crowley	4	0	0	38	0	0
	Otero	1	0	0	232	0	1
	<i>Total</i>	5	0	0	396	0	2
17	Adams	67	18	2	11,206	33	83
	Broomfield	7	6	0	491	6	10
	<i>Total</i>	74	24	2	11,697	39	93
18	Arapahoe	75	28	3	15,026	82	199
	Douglas	26	14	3	3,414	23	83
	Elbert	3	4	0	839	2	
	Lincoln	2	4	0	56		
	<i>Total</i>	106	50	6	19,335	107	282
19	Weld	48	12	3	4,962	7	27
20	Boulder	56	20	1	4,590	32	28
21	Mesa	22	11	1	2,681	0	4
22	Dolores	0	1	0	31	0	0
	Montezuma	1	1	0	373	0	3
	<i>Total</i>	1	2	0	404	0	3
<i>State Total</i>		<b>702</b>	<b>396</b>	<b>28</b>	<b>112,554</b>	<b>452</b>	<b>1,397</b>
<i>Percent of State Total</i>		<b>0%</b>	<b>0%</b>	<b>0%</b>	<b>67%</b>	<b>0%</b>	<b>1%</b>





Table 16: District Court Civil Filings by Type, FY 2012

District	Court Location	Money	Motion to Approve Transfer of Structured Settlement	Name Change	Negligence	Note	Other	Out of State Subpoena
12	Alamosa	13	0	2	2	0	5	0
	Conejos	2	0	0	0	0	11	0
	Costilla	5	0	1	0	0	6	0
	Mineral	1	0	0	0	0	2	0
	Rio Grande	11	0	1	0	0	4	1
	Saguache	2	0	0	0	0	2	0
	<b>Total</b>	<b>34</b>	<b>0</b>	<b>4</b>	<b>2</b>	<b>0</b>	<b>30</b>	<b>1</b>
13	Kit Carson	8	1	0	1	0	3	0
	Logan	5	1	5	1	0	15	1
	Morgan	19	0	1	1	0	14	0
	Phillips	1	0	0	0	0	2	2
	Sedgwick	0	0	1	0	1	0	0
	Washington	4	0	0	0	0	6	0
	Yuma	7	0	1	0	0	2	0
	<b>Total</b>	<b>44</b>	<b>2</b>	<b>8</b>	<b>3</b>	<b>1</b>	<b>42</b>	<b>3</b>
14	Grand	26	1	0	2	2	19	0
	Moffat	11	0	3	2	1	4	0
	Routt	43	0	0	8	2	21	0
	<b>Total</b>	<b>80</b>	<b>1</b>	<b>3</b>	<b>12</b>	<b>5</b>	<b>44</b>	<b>0</b>
15	Baca	2	0	0	2	0	1	0
	Cheyenne	4	0	0	0	0	2	0
	Kiowa	2	0	0	0	0	0	0
	Prowers	7	1	0	1	0	13	0
	<b>Total</b>	<b>15</b>	<b>1</b>	<b>0</b>	<b>3</b>	<b>0</b>	<b>16</b>	<b>0</b>
16	Bent	4	0	1	0	0	13	0
	Crowley	2	0	0	1	0	5	0
	Otero	14	0	6	2	0	4	0
	<b>Total</b>	<b>20</b>	<b>0</b>	<b>7</b>	<b>3</b>	<b>0</b>	<b>22</b>	<b>0</b>
17	Adams	395	18	20	31	12	70	9
	Broomfield	70	0	0	3	2	7	7
	<b>Total</b>	<b>465</b>	<b>18</b>	<b>20</b>	<b>34</b>	<b>14</b>	<b>77</b>	<b>16</b>
18	Arapahoe	659	26	59	43	18	184	45
	Douglas	292	5	16	30	19	39	21
	Elbert	31	1	1	0	0	11	1
	Lincoln	7	0	0	0	0	17	0
	<b>Total</b>	<b>989</b>	<b>32</b>	<b>76</b>	<b>73</b>	<b>37</b>	<b>251</b>	<b>67</b>
19	Weld	259	16	17	21	11	82	7
20	Boulder	273	7	32	31	14	49	39
21	Mesa	248	9	24	9	11	42	10
22	Dolores	2	0	0	0	0	0	0
	Montezuma	26	0	0	0	0	13	0
	<b>Total</b>	<b>28</b>	<b>0</b>	<b>0</b>	<b>0</b>	<b>0</b>	<b>13</b>	<b>0</b>
<b>State Total</b>		<b>5,206</b>	<b>217</b>	<b>320</b>	<b>522</b>	<b>418</b>	<b>1,607</b>	<b>404</b>
<b>Percent of State Total</b>		<b>3%</b>	<b>0%</b>	<b>0%</b>	<b>0%</b>	<b>0%</b>	<b>1%</b>	<b>0%</b>

Table 16: District Court Civil Filings by Type, FY 2012

District	Court Location	Personal Injury	Personal Injury - Motor Vehicle	Petition to Seal Criminal Conviction	Petition to Seal Criminal Record	Possession	Prohibition	Property Damage
12	Alamosa	6	9	0	3	0	0	0
	Conejos	0	3	0	0	0	0	0
	Costilla	0	1	0	0	0	0	0
	Mineral	1	1	0	0	0	0	0
	Rio Grande	1	1	0	3	0	0	1
	Saguache	1	1	1	1	0	0	0
	<i>Total</i>	9	16	1	7	0	0	1
13	Kit Carson	3	1	0	1	0	0	0
	Logan	3	1	0	8	0	0	1
	Morgan	4	5	4	4	0	0	0
	Phillips	0	1	0	2	0	0	0
	Sedgwick	0	0	0	0	0	0	0
	Washington	0	1	0	3	0	0	0
	Yuma	1	1	0	0	0	0	0
<i>Total</i>	11	10	4	18	0	0	1	
14	Grand	7	4	0	8	0	0	1
	Moffat	2	3	1	6	0	0	0
	Routt	5	6	1	37	0	0	0
	<i>Total</i>	14	13	2	51	0	0	1
15	Baca	1	1	0	1	0	0	0
	Cheyenne	0	0	0	0	0	0	0
	Kiowa	0	0	0	0	0	0	0
	Prowers	2	1	0	4	0	0	0
	<i>Total</i>	3	2	0	5	0	0	0
16	Bent	1	2	0	2	0	0	0
	Crowley	3	3	0	0	0	0	1
	Otero	1	10	0	8	0	0	0
	<i>Total</i>	5	15	0	10	0	0	1
17	Adams	66	256	5	143	0	0	2
	Broomfield	18	37	2	46	0	0	0
	<i>Total</i>	84	293	7	189	0	0	2
18	Arapahoe	171	291	12	409	0	0	4
	Douglas	59	83	2	203	0	0	0
	Elbert	3	3	1	17	0	0	0
	Lincoln	0	0	0	2	0	0	0
	<i>Total</i>	233	377	15	631	0	0	4
19	Weld	41	70	1	139	0	0	3
20	Boulder	94	212	8	538	0	0	2
21	Mesa	33	39	2	102	0	0	3
22	Dolores	0	0	0	0	0	0	0
	Montezuma	3	6	0	3	0	0	1
	<i>Total</i>	3	6	0	3	0	0	1
<i>State Total</i>		<b>1,391</b>	<b>2,965</b>	<b>140</b>	<b>3,721</b>	<b>0</b>	<b>0</b>	<b>42</b>
<i>Percent of State Total</i>		<b>1%</b>	<b>2%</b>	<b>0%</b>	<b>2%</b>	<b>0%</b>	<b>0%</b>	<b>0%</b>



Table 16: District Court Civil Filings by Type, FY 2012

District	Court Location	Rule 105 Quiet Title	Rule 106 - Writs / Contempt	Rule 120 Deed of Trust	Services Rendered	Sexual Harassment	Special District
12	Alamosa	1	0	47	0	0	1
	Conejos	2	0	16	0	0	0
	Costilla	3	0	14	0	0	0
	Mineral	1	0	4	0	0	0
	Rio Grande	3	0	41	0	0	0
	Saguache	3	0	31	0	0	1
	<i>Total</i>	13	0	153	0	0	2
13	Kit Carson	1	5	18	0	0	0
	Logan	2	27	54	0	0	0
	Morgan	1	0	105	0	0	0
	Phillips	1	0	11	0	0	0
	Sedgwick	0	0	10	0	0	0
	Washington	4	0	11	0	0	0
	Yuma	1	0	18	0	0	0
	<i>Total</i>	10	32	227	0	0	0
14	Grand	10	2	182	0	0	5
	Moffat	1	0	97	0	0	0
	Routt	5	2	226	0	0	0
	<i>Total</i>	16	4	505	0	0	5
15	Baca	3	0	6	0	0	0
	Cheyenne	2	0	1	0	0	0
	Kiowa	4	0	1	0	0	0
	Prowers	2	0	33	0	0	0
	<i>Total</i>	11	0	41	0	0	0
16	Bent	8	4	18	0	0	0
	Crowley	2	30	14	0	0	0
	Otero	1	0	84	0	0	0
	<i>Total</i>	11	34	116	0	0	0
17	Adams	19	18	3,240	3	1	1
	Broomfield	0	1	180	0	0	1
	<i>Total</i>	19	19	3,420	3	1	2
18	Arapahoe	22	38	3,576	4	1	0
	Douglas	14	13	1,612	4	1	6
	Elbert	6	2	206	0	0	0
	Lincoln	2	14	15	0	0	0
	<i>Total</i>	44	67	5,409	8	2	6
19	Weld	25	9	1,539	0	0	0
20	Boulder	9	10	780	0	0	1
21	Mesa	16	4	1,165	0	0	0
22	Dolores	1	0	9	0	0	0
	Montezuma	8	0	102	1	0	0
	<i>Total</i>	9	0	111	1	0	0
<i>State Total</i>		<b>440</b>	<b>330</b>	<b>28,271</b>	<b>120</b>	<b>16</b>	<b>24</b>
<i>Percent of State Total</i>		<b>0%</b>	<b>0%</b>	<b>17%</b>	<b>0%</b>	<b>0%</b>	<b>0%</b>



Table 17: District Court Domestic Relations Filings by Type, FY 2012

District	Court Location	Administrative Support Order	Child Custody	Dissolution of Marriage	Incoming Registration of Support	Invalidity of Marriage
1	Gilpin		3	25		
	Jefferson	48	508	2,623	107	39
	<i>Total</i>	<i>48</i>	<i>511</i>	<i>2,648</i>	<i>107</i>	<i>39</i>
2	Denver	0	621	3,200	189	66
3	Huerfano	0	21	41	0	0
	Las Animas	0	51	65	13	2
	<i>Total</i>	<i>0</i>	<i>72</i>	<i>106</i>	<i>13</i>	<i>2</i>
4	El Paso	0	722	4,261	313	80
	Teller	0	34	104	7	1
	<i>Total</i>	<i>0</i>	<i>756</i>	<i>4,365</i>	<i>320</i>	<i>81</i>
5	Clear Creek	0	7	33	0	1
	Eagle	0	30	209	11	4
	Lake	0	4	29	0	0
	Summit	0	4	123	3	0
	<i>Total</i>	<i>0</i>	<i>45</i>	<i>394</i>	<i>14</i>	<i>5</i>
6	Archuleta	0	9	59	4	2
	La Plata	0	51	230	1	4
	San Juan	0	0	3	0	0
	<i>Total</i>	<i>0</i>	<i>60</i>	<i>292</i>	<i>5</i>	<i>6</i>
7	Delta	0	63	168	3	5
	Gunnison	0	8	72	4	0
	Hinsdale	0	0	1	0	0
	Montrose	0	67	236	7	3
	Ouray	0	2	28	0	0
	San Miguel	0	3	35	0	0
	<i>Total</i>	<i>0</i>	<i>143</i>	<i>540</i>	<i>14</i>	<i>8</i>
8	Jackson	0	4	0	1	0
	Larimer	0	308	1,474	9	23
	<i>Total</i>	<i>0</i>	<i>312</i>	<i>1,474</i>	<i>10</i>	<i>23</i>
9	Garfield	0	60	326	42	2
	Pitkin	0	10	79	1	2
	Rio Blanco	0	3	42	1	0
	<i>Total</i>	<i>0</i>	<i>73</i>	<i>447</i>	<i>44</i>	<i>4</i>
10	Pueblo	0	434	859	7	11
11	Chaffee	0	17	90	1	1
	Custer	1	0	15	2	1
	Fremont	0	49	268	17	3
	Park	0	12	71	2	5
	<i>Total</i>	<i>1</i>	<i>78</i>	<i>444</i>	<i>22</i>	<i>10</i>

Table 17: District Court Domestic Relations Filings by Type, FY 2012

District	Court Location	Legal Separation	Limited Access Case	Other	Outgoing Registration of UIFSA	Registration of Foreign Decree	Total
1	Gilpin					6	34
	Jefferson	114	0	122	0	91	3,652
	<b>Total</b>	114	0	122	0	97	3,686
2	Denver	82	0	199	0	13	4,370
3	Huerfano	0	0	0	0	1	63
	Las Animas	1	0	0	0	0	132
	<b>Total</b>	1	0	0	0	1	195
4	El Paso	173	0	103	0	85	5,737
	Teller	3	0	0	0	2	151
	<b>Total</b>	176	0	103	0	87	5,888
5	Clear Creek	3	0	0	0	9	53
	Eagle	11	0	0	0	7	272
	Lake	0	0	1	0	5	39
	Summit	1	0	0	0	4	135
	<b>Total</b>	15	0	1	0	25	499
6	Archuleta	3	0	0	0	2	79
	La Plata	4	0	3	0	6	299
	San Juan	0	0	0	0	0	3
	<b>Total</b>	7	0	3	0	8	381
7	Delta	8	0	2	0	4	253
	Gunnison	0	0	1	0	0	85
	Hinsdale	0	0	0	0	0	1
	Montrose	6	0	0	0	13	332
	Ouray	0	0	0	0	1	31
	San Miguel	3	0	0	0	3	44
	<b>Total</b>	17	0	3	0	21	746
8	Jackson	0	0	0	0	0	5
	Larimer	36	0	4	0	31	1,885
	<b>Total</b>	36	0	4	0	31	1,890
9	Garfield	6	0	5	0	6	447
	Pitkin	2	0	2	0	1	97
	Rio Blanco	0	0	0	0	1	47
	<b>Total</b>	8	0	7	0	8	591
10	Pueblo	16	0	4	0	77	1,408
11	Chaffee	2	0	0	0	4	115
	Custer	0	0	0	0	0	19
	Fremont	2	0	0	0	14	353
	Park	0	0	0	0	3	93
	<b>Total</b>	4	0	0	0	21	580

Table 17: District Court Domestic Relations Filings by Type, FY 2012

District	Court Location	Administrative Support Order	Child Custody	Dissolution of Marriage	Incoming Registration of Support	Invalidity of Marriage
12	Alamosa	0	38	135	0	2
	Conejos	0	10	27	0	0
	Costilla	0	5	13	0	0
	Mineral	0	0	2	0	0
	Rio Grande	0	38	56	0	3
	Saguache	0	7	27	0	1
	<b>Total</b>	<b>0</b>	<b>98</b>	<b>260</b>	<b>0</b>	<b>6</b>
13	Kit Carson	0	10	28	0	0
	Logan	0	34	118	3	2
	Morgan	0	50	160	1	1
	Phillips	1	1	21	0	0
	Sedgwick	0	4	17	0	0
	Washington	0	7	24	3	0
	Yuma	0	8	37	0	1
	<b>Total</b>	<b>1</b>	<b>114</b>	<b>405</b>	<b>7</b>	<b>4</b>
14	Grand	0	11	73	6	0
	Moffat	0	13	99	0	1
	Routt	0	12	101	0	5
	<b>Total</b>	<b>0</b>	<b>36</b>	<b>273</b>	<b>6</b>	<b>6</b>
15	Baca	0	4	17	1	0
	Cheyenne	1	4	9	0	0
	Kiowa	1	2	4	0	0
	Prowers	0	21	75	9	1
	<b>Total</b>	<b>2</b>	<b>31</b>	<b>105</b>	<b>10</b>	<b>1</b>
16	Bent	0	11	31	4	1
	Crowley	1	11	19	2	1
	Otero	0	48	104	11	2
	<b>Total</b>	<b>1</b>	<b>70</b>	<b>154</b>	<b>17</b>	<b>4</b>
17	Adams	0	731	2,009	0	21
	Broomfield	0	37	271	10	5
	<b>Total</b>	<b>0</b>	<b>768</b>	<b>2,280</b>	<b>10</b>	<b>26</b>
18	Arapahoe	0	509	2,718	2	31
	Douglas	0	136	1,388	49	12
	Elbert	0	14	107	8	0
	Lincoln	0	8	31	0	2
	<b>Total</b>	<b>0</b>	<b>667</b>	<b>4,244</b>	<b>59</b>	<b>45</b>
19	Weld	0	312	1,193	105	16
20	Boulder	0	178	1,197	61	12
21	Mesa	1	226	993	1	16
22	Dolores	0	0	12	0	1
	Montezuma	0	35	157	14	1
	<b>Total</b>	<b>0</b>	<b>35</b>	<b>169</b>	<b>14</b>	<b>2</b>
	<b>State Total</b>	<b>54</b>	<b>5,640</b>	<b>26,042</b>	<b>1,035</b>	<b>393</b>
	<b>Percent of State Total</b>	<b>0%</b>	<b>16%</b>	<b>73%</b>	<b>3%</b>	<b>1%</b>



Table 17: District Court Domestic Relations Filings by Type, FY 2012

District	Court Location	Legal Separation	Limited Access Case	Other	Outgoing Registration of UIFSA	Registration of Foreign Decree	Total
12	Alamosa	2	0	1	0	0	178
	Conejos	1	0	0	0	0	38
	Costilla	0	0	0	0	0	18
	Mineral	0	0	0	0	0	2
	Rio Grande	0	0	0	0	3	100
	Saguache	0	0	0	0	0	35
	<b>Total</b>	3	0	1	0	3	371
13	Kit Carson	0	0	0	0	6	44
	Logan	2	0	1	0	0	160
	Morgan	3	0	0	0	7	222
	Phillips	0	0	0	0	1	24
	Sedgwick	0	0	0	0	0	21
	Washington	0	0	0	0	0	34
	Yuma	0	0	0	0	0	46
	<b>Total</b>	5	0	1	0	14	551
14	Grand	1	0	1	0	4	96
	Moffat	1	0	0	0	4	118
	Routt	8	0	0	0	6	132
	<b>Total</b>	10	0	1	0	14	346
15	Baca	1	0	0	0	0	23
	Cheyenne	0	0	0	0	0	14
	Kiowa	0	0	0	0	0	7
	Prowers	5	0	1	0	1	113
	<b>Total</b>	6	0	1	0	1	157
16	Bent	0	0	0	0	0	47
	Crowley	0	0	0	0	1	35
	Otero	2	0	0	0	3	170
	<b>Total</b>	2	0	0	0	4	252
17	Adams	74	0	15	0	14	2,864
	Broomfield	16	0	13	0	6	358
	<b>Total</b>	90	0	28	0	20	3,222
18	Arapahoe	80	0	3	0	297	3,640
	Douglas	80	0	2	0	20	1,687
	Elbert	6	0	1	0	0	136
	Lincoln	2	0	0	0	1	44
	<b>Total</b>	168	0	6	0	318	5,507
19	Weld	38	0	2	0	12	1,678
20	Boulder	64	0	5	0	16	1,533
21	Mesa	10	0	6	0	103	1,356
22	Dolores	0	0	0	0	0	13
	Montezuma	5	0	0	0	2	214
	<b>Total</b>	5	0	0	0	2	227
	<b>State Total</b>	877	0	497	0	896	35,434
	<b>Percent of State Total</b>	2%	0%	1%	0%	3%	100%

Table 18: District Court Criminal Filings by Type, FY 2012

District	Court Location	Arson	Assault	Bail Violation	Bribery-Tampering	Burglary	Child Abuse	Criminal Mischief
1	Gilpin	0	9	3	0	3	1	11
	Jefferson	7	251	18	10	265	11	57
	<i>Total</i>	7	260	21	10	268	12	68
2	Denver	12	305	3	15	365	18	76
3	Huerfano	2	27	2	0	12	1	3
	Las Animas	0	30	10	0	30	0	7
	<i>Total</i>	2	57	12	0	42	1	10
4	El Paso	14	357	5	12	354	29	91
	Teller	0	25	0	1	8	1	7
	<i>Total</i>	14	382	5	13	362	30	98
5	Clear Creek	0	6	2	1	5	0	0
	Eagle	0	34	6	0	22	1	3
	Lake	0	13	3	0	3	1	1
	Summit	1	24	3	0	6	0	5
	<i>Total</i>	1	77	14	1	36	2	9
6	Archuleta	0	11	3	0	14	0	3
	La Plata	1	54	86	0	35	1	10
	San Juan	0	3	0	0	1	0	0
	<i>Total</i>	1	68	89	0	50	1	13
7	Delta	2	15	10	0	13	0	1
	Gunnison	0	10	2	0	17	0	5
	Hinsdale	0	0	0	0	0	0	0
	Montrose	1	16	12	0	22	1	7
	Ouray	0	0	0	0	0	0	1
	San Miguel	0	3	2	0	3	0	1
<i>Total</i>	3	44	26	0	55	1	15	
8	Jackson	0	0	0	0	0	0	0
	Larimer	5	149	22	1	126	3	24
	<i>Total</i>	5	149	22	1	126	3	24
9	Garfield	0	36	7	0	35	2	14
	Pitkin	0	15	14	3	6	0	5
	Rio Blanco	0	3	0	0	5	0	2
	<i>Total</i>	0	54	21	3	46	2	21
10	Pueblo	3	200	25	18	230	4	30
11	Chaffee	0	15	7	1	16	3	7
	Custer	0	0	0	0	1	0	0
	Fremont	2	62	1	0	33	1	3
	Park	1	10	0	0	5	2	3
	<i>Total</i>	3	87	8	1	55	6	13

Table 18: District Court Criminal Filings by Type, FY 2012

District	Court Location	Cruelty to Animals	Drugs	Escape	Forgery	Fraud	Fugitive from Justice	Habitual Criminal	Habitual Traffic
1	Gilpin	0	24	0	3	3	6	1	0
	Jefferson	1	641	114	117	18	97	0	83
	<i>Total</i>	1	665	114	120	21	103	1	83
2	Denver	3	1,172	202	60	16	38	0	80
3	Huerfano	0	39	1	3	3	6	0	1
	Las Animas	1	27	1	7	8	10	1	2
	<i>Total</i>	1	66	2	10	11	16	1	3
4	El Paso	5	785	191	60	349	153	0	81
	Teller	0	34	1	3	3	7	1	2
	<i>Total</i>	5	819	192	63	352	160	1	83
5	Clear Creek	0	17	0	7	0	2	0	5
	Eagle	0	140	1	12	5	10	1	7
	Lake	0	9	1	1	1	4	0	3
	Summit	0	30	0	5	2	12	0	11
	<i>Total</i>	0	196	2	25	8	28	1	26
6	Archuleta	0	5	0	3	0	3	0	0
	La Plata	0	101	3	7	8	39	0	14
	San Juan	0	0	0	0	0	0	0	0
	<i>Total</i>	0	106	3	10	8	42	0	14
7	Delta	0	27	3	3	3	14	0	1
	Gunnison	0	17	0	2	3	1	0	1
	Hinsdale	0	0	0	0	0	0	0	0
	Montrose	1	51	1	0	4	10	1	15
	Ouray	0	0	0	1	1	1	0	1
	San Miguel	1	12	0	2	1	2	0	0
	<i>Total</i>	2	107	4	8	12	28	1	18
8	Jackson	0	0	0	0	0	0	0	0
	Larimer	2	386	32	23	21	55	1	44
	<i>Total</i>	2	386	32	23	21	55	1	44
9	Garfield	1	93	3	17	4	21	2	17
	Pitkin	0	16	0	0	2	3	0	2
	Rio Blanco	0	14	0	3	2	1	0	1
	<i>Total</i>	1	123	3	20	8	25	2	20
10	Pueblo	2	304	97	10	5	35	2	52
11	Chaffee	2	26	3	0	6	4	0	0
	Custer	0	0	0	0	0	5	0	0
	Fremont	1	124	3	11	9	6	0	2
	Park	0	11	0	2	1	2	0	1
	<i>Total</i>	3	161	6	13	16	17	0	3

Table 18: District Court Criminal Filings by Type, FY 2012

District	Court Location	Homicide	Impersonation	Incest	Kidnapping	Menacing	Criminal Non-Support
1	Gilpin	0	4	0	0	3	0
	Jefferson	29	28	0	37	109	0
	<i>Total</i>	29	32	0	37	112	0
2	Denver	66	40	0	34	102	0
3	Huerfano	6	2	0	1	7	0
	Las Animas	1	11	0	1	14	0
	<i>Total</i>	7	13	0	2	21	0
4	El Paso	100	54	1	51	250	0
	Teller	0	2	0	4	16	0
	<i>Total</i>	100	56	1	55	266	0
5	Clear Creek	2	7	0	1	2	0
	Eagle	0	27	0	3	10	0
	Lake	0	2	0	1	6	0
	Summit	2	9	0	1	11	0
	<i>Total</i>	4	45	0	6	29	0
6	Archuleta	3	3	0	3	8	0
	La Plata	9	33	2	2	22	0
	San Juan	0	1	0	0	1	0
	<i>Total</i>	12	37	2	5	31	0
7	Delta	1	1	0	1	7	0
	Gunnison	0	0	0	0	12	0
	Hinsdale	1	0	0	0	0	0
	Montrose	1	21	0	4	13	0
	Ouray	0	0	0	0	1	0
	San Miguel	0	1	0	0	4	0
	<i>Total</i>	3	23	0	5	37	0
8	Jackson	0	0	0	0	1	0
	Larimer	4	64	1	15	89	0
	<i>Total</i>	4	64	1	15	90	0
9	Garfield	2	33	0	6	30	0
	Pitkin	0	2	0	0	8	0
	Rio Blanco	0	0	0	1	2	0
	<i>Total</i>	2	35	0	7	40	0
10	Pueblo	22	44	1	15	109	0
11	Chaffee	0	1	0	0	4	0
	Custer	0	0	0	0	2	0
	Fremont	2	6	0	4	29	0
	Park	0	1	0	0	8	0
	<i>Total</i>	2	8	0	4	43	0

Table 18: District Court Criminal Filings by Type, FY 2012

District	Court Location	Obstruction of Public Justice	Other	Perjury	Pornography	Prostitution
1	Gilpin	0	8	0	0	0
	Jefferson	16	140	0	0	7
	<i>Total</i>	16	148	0	0	7
2	Denver	38	100	1	0	10
3	Huerfano	1	4	0	0	0
	Las Animas	0	25	0	0	0
	<i>Total</i>	1	29	0	0	0
4	El Paso	12	445	0	0	0
	Teller	0	16	0	0	0
	<i>Total</i>	12	461	0	0	0
5	Clear Creek	1	7	0	0	0
	Eagle	0	12	0	0	0
	Lake	0	5	0	0	0
	Summit	1	11	0	0	0
	<i>Total</i>	2	35	0	0	0
6	Archuleta	0	5	0	0	0
	La Plata	0	28	3	0	0
	San Juan	0	0	0	0	0
	<i>Total</i>	0	33	3	0	0
7	Delta	1	10	0	0	0
	Gunnison	4	8	0	0	0
	Hinsdale	0	2	0	0	0
	Montrose	0	19	0	0	0
	Ouray	0	1	0	0	0
	San Miguel	0	6	0	0	0
	<i>Total</i>	5	46	0	0	0
8	Jackson	0	1	0	0	0
	Larimer	3	197	1	0	0
	<i>Total</i>	3	198	1	0	0
9	Garfield	1	37	0	0	0
	Pitkin	0	11	0	0	0
	Rio Blanco	0	6	0	0	0
	<i>Total</i>	1	54	0	0	0
10	Pueblo	19	69	0	1	0
11	Chaffee	1	16	0	0	0
	Custer	0	3	0	0	0
	Fremont	0	61	1	0	0
	Park	0	5	0	0	0
	<i>Total</i>	1	85	1	0	0

Table 18: District Court Criminal Filings by Type, FY 2012

District	Court Location	Public Indecency	Public Peace and Order	Robbery	Sex Offenses	Tampering	Theft
1	Gilpin	0	0	1	23	0	17
	Jefferson	0	36	101	203	3	828
	<i>Total</i>	<i>0</i>	<i>36</i>	<i>102</i>	<i>226</i>	<i>3</i>	<i>845</i>
2	Denver	0	21	233	199	1	536
3	Huerfano	0	2	2	4	0	18
	Las Animas	0	0	5	5	0	25
	<i>Total</i>	<i>0</i>	<i>2</i>	<i>7</i>	<i>9</i>	<i>0</i>	<i>43</i>
4	El Paso	0	3	148	199	5	642
	Teller	0	0	0	8	0	14
	<i>Total</i>	<i>0</i>	<i>3</i>	<i>148</i>	<i>207</i>	<i>5</i>	<i>656</i>
5	Clear Creek	0	2	0	5	0	12
	Eagle	0	3	1	16	0	38
	Lake	0	0	1	2	0	7
	Summit	0	0	4	11	1	30
	<i>Total</i>	<i>0</i>	<i>5</i>	<i>6</i>	<i>34</i>	<i>1</i>	<i>87</i>
6	Archuleta	0	1	0	5	0	10
	La Plata	0	0	10	18	2	59
	San Juan	0	0	0	0	0	2
	<i>Total</i>	<i>0</i>	<i>1</i>	<i>10</i>	<i>23</i>	<i>2</i>	<i>71</i>
7	Delta	0	1	1	9	0	17
	Gunnison	0	4	0	1	1	20
	Hinsdale	0	0	0	5	0	2
	Montrose	0	1	3	17	0	30
	Ouray	0	0	0	1	0	1
	San Miguel	0	0	4	2	0	5
<i>Total</i>	<i>0</i>	<i>6</i>	<i>8</i>	<i>35</i>	<i>1</i>	<i>75</i>	
8	Jackson	0	0	0	0	0	1
	Larimer	0	10	24	81	3	379
	<i>Total</i>	<i>0</i>	<i>10</i>	<i>24</i>	<i>81</i>	<i>3</i>	<i>380</i>
9	Garfield	0	1	3	15	5	65
	Pitkin	0	0	0	0	0	15
	Rio Blanco	0	0	2	5	0	10
	<i>Total</i>	<i>0</i>	<i>1</i>	<i>5</i>	<i>20</i>	<i>5</i>	<i>90</i>
10	Pueblo	0	18	65	89	5	350
11	Chaffee	0	4	1	4	0	24
	Custer	0	0	0	2	0	3
	Fremont	3	0	7	18	0	55
	Park	0	1	0	4	0	8
	<i>Total</i>	<i>3</i>	<i>5</i>	<i>8</i>	<i>28</i>	<i>0</i>	<i>90</i>

Table 18: District Court Criminal Filings by Type, FY 2012

District	Court Location	Trespass	Vehicular Assault	Vehicular Homicide	Carrying Concealed Weapon	Weapon	Total
1	Gilpin	11	0	0	0	0	131
	Jefferson	122	16	4	0	26	3,395
	<i>Total</i>	133	16	4	0	26	3,526
2	Denver	99	39	3	0	98	3,985
3	Huerfano	8	0	0	0	6	161
	Las Animas	13	2	0	0	6	242
	<i>Total</i>	21	2	0	0	12	403
4	El Paso	173	21	2	0	83	4,675
	Teller	4	1	0	0	6	164
	<i>Total</i>	177	22	2	0	89	4,839
5	Clear Creek	5	1	0	0	3	93
	Eagle	11	1	0	0	1	365
	Lake	5	0	0	0	2	71
	Summit	10	0	1	0	0	191
	<i>Total</i>	31	2	1	0	6	720
6	Archuleta	1	0	0	0	2	83
	La Plata	22	1	1	0	4	575
	San Juan	0	1	0	0	0	9
	<i>Total</i>	23	2	1	0	6	667
7	Delta	13	2	0	0	4	160
	Gunnison	13	0	0	0	3	124
	Hinsdale	0	0	0	0	0	10
	Montrose	15	2	0	0	8	276
	Ouray	0	0	0	0	0	9
	San Miguel	2	0	0	0	2	53
	<i>Total</i>	43	4	0	0	17	632
8	Jackson	1	0	0	0	0	4
	Larimer	93	3	1	0	30	1,892
	<i>Total</i>	94	3	1	0	30	1,896
9	Garfield	25	4	1	0	4	484
	Pitkin	4	1	0	0	0	107
	Rio Blanco	3	0	0	0	2	62
	<i>Total</i>	32	5	1	0	6	653
10	Pueblo	52	11	1	0	30	1,918
11	Chaffee	4	0	0	0	3	152
	Custer	0	0	0	0	2	18
	Fremont	13	3	0	0	5	465
	Park	2	0	0	0	1	68
	<i>Total</i>	19	3	0	0	11	703

Table 18: District Court Criminal Filings by Type, FY 2012

District	Court Location	Arson	Assault	Bail Violation	Bribery-Tampering	Burglary	Child Abuse	Criminal Mischief
12	Alamosa	0	36	0	0	35	1	5
	Conejos	1	6	0	0	3	0	3
	Costilla	0	3	0	0	8	0	2
	Mineral	1	0	0	0	3	0	0
	Rio Grande	0	20	0	0	16	3	4
	Saguache	0	5	0	0	15	0	0
	<b>Total</b>	<b>2</b>	<b>70</b>	<b>0</b>	<b>0</b>	<b>80</b>	<b>4</b>	<b>14</b>
13	Kit Carson	0	2	0	0	3	0	1
	Logan	0	24	1	1	27	0	7
	Morgan	1	34	4	0	20	1	4
	Phillips	0	0	2	0	4	0	0
	Sedgwick	0	2	0	0	1	0	1
	Washington	0	2	0	0	1	0	0
	Yuma	0	1	0	0	3	3	0
	<b>Total</b>	<b>1</b>	<b>65</b>	<b>7</b>	<b>1</b>	<b>59</b>	<b>4</b>	<b>13</b>
14	Grand	0	10	10	3	17	2	4
	Moffat	1	13	10	2	17	2	9
	Routt	1	18	1	0	16	0	5
	<b>Total</b>	<b>2</b>	<b>41</b>	<b>21</b>	<b>5</b>	<b>50</b>	<b>4</b>	<b>18</b>
15	Baca	0	2	0	0	1	0	0
	Cheyenne	0	0	0	0	0	0	1
	Kiowa	0	0	0	0	0	0	0
	Prowers	0	10	2	1	24	1	8
	<b>Total</b>	<b>0</b>	<b>12</b>	<b>2</b>	<b>1</b>	<b>25</b>	<b>1</b>	<b>9</b>
16	Bent	1	7	0	0	9	1	3
	Crowley	1	10	0	0	7	0	2
	Otero	0	19	0	0	21	0	2
	<b>Total</b>	<b>2</b>	<b>36</b>	<b>0</b>	<b>0</b>	<b>37</b>	<b>1</b>	<b>7</b>
17	Adams	6	285	11	4	276	19	56
	Broomfield	0	7	0	0	26	0	2
	<b>Total</b>	<b>6</b>	<b>292</b>	<b>11</b>	<b>4</b>	<b>302</b>	<b>19</b>	<b>58</b>
18	Arapahoe	5	178	28	5	194	16	37
	Douglas	0	43	15	3	60	6	18
	Elbert	0	5	0	0	2	1	2
	Lincoln	0	6	4	3	3	0	1
	<b>Total</b>	<b>5</b>	<b>232</b>	<b>47</b>	<b>11</b>	<b>259</b>	<b>23</b>	<b>58</b>
19	Weld	7	114	5	0	137	3	45
20	Boulder	10	202	35	1	159	2	37
21	Mesa	5	102	32	0	135	6	50
22	Dolores	0	0	0	0	2	0	0
	Montezuma	0	24	20	0	25	2	9
	<b>Total</b>	<b>0</b>	<b>24</b>	<b>20</b>	<b>0</b>	<b>27</b>	<b>2</b>	<b>9</b>
<b>State Total</b>		<b>91</b>	<b>2,873</b>	<b>426</b>	<b>85</b>	<b>2,905</b>	<b>149</b>	<b>695</b>
<b>Percent of State Total</b>		<b>0%</b>	<b>8%</b>	<b>1%</b>	<b>0%</b>	<b>8%</b>	<b>0%</b>	<b>2%</b>



Table 18: District Court Criminal Filings by Type, FY 2012

District	Court Location	Cruelty to Animals	Drugs	Escape	Forgery	Fraud	Fugitive from Justice	Habitual Criminal	Habitual Traffic
12	Alamosa	0	87	42	14	16	5	0	11
	Conejos	2	2	0	3	5	0	0	5
	Costilla	0	4	0	0	0	1	0	3
	Mineral	0	2	0	0	0	0	0	1
	Rio Grande	0	7	1	1	7	4	1	4
	Saguache	0	8	1	3	7	1	0	1
	<b>Total</b>	<b>2</b>	<b>110</b>	<b>44</b>	<b>21</b>	<b>35</b>	<b>11</b>	<b>1</b>	<b>25</b>
13	Kit Carson	0	14	0	1	0	10	0	1
	Logan	0	85	24	1	3	9	0	3
	Morgan	0	59	0	14	4	12	0	4
	Phillips	0	0	0	0	1	2	0	0
	Sedgwick	0	0	0	0	0	2	0	0
	Washington	0	4	0	0	1	1	0	1
	Yuma	0	10	0	0	1	0	0	0
	<b>Total</b>	<b>0</b>	<b>172</b>	<b>24</b>	<b>16</b>	<b>10</b>	<b>36</b>	<b>0</b>	<b>9</b>
14	Grand	0	10	4	0	1	2	0	4
	Moffat	0	51	5	4	2	1	0	3
	Routt	0	37	0	1	9	4	0	0
	<b>Total</b>	<b>0</b>	<b>98</b>	<b>9</b>	<b>5</b>	<b>12</b>	<b>7</b>	<b>0</b>	<b>7</b>
15	Baca	0	5	0	1	1	5	0	0
	Cheyenne	0	7	0	0	1	1	0	0
	Kiowa	0	1	0	0	0	0	0	0
	Prowers	0	40	5	4	4	11	0	7
	<b>Total</b>	<b>0</b>	<b>53</b>	<b>5</b>	<b>5</b>	<b>6</b>	<b>17</b>	<b>0</b>	<b>7</b>
16	Bent	0	2	2	2	0	2	0	1
	Crowley	0	7	1	4	1	2	0	0
	Otero	0	25	11	4	5	8	0	5
	<b>Total</b>	<b>0</b>	<b>34</b>	<b>14</b>	<b>10</b>	<b>6</b>	<b>12</b>	<b>0</b>	<b>6</b>
17	Adams	1	793	138	99	18	100	0	134
	Broomfield	0	62	0	8	7	2	0	5
	<b>Total</b>	<b>1</b>	<b>855</b>	<b>138</b>	<b>107</b>	<b>25</b>	<b>102</b>	<b>0</b>	<b>139</b>
18	Arapahoe	2	638	104	70	20	122	1	67
	Douglas	1	106	0	27	15	36	0	14
	Elbert	0	12	0	0	4	4	0	2
	Lincoln	0	8	6	5	1	5	0	1
	<b>Total</b>	<b>3</b>	<b>764</b>	<b>110</b>	<b>102</b>	<b>40</b>	<b>167</b>	<b>1</b>	<b>84</b>
19	Weld	1	379	30	30	13	57	0	99
20	Boulder	4	409	48	42	29	39	6	34
21	Mesa	2	386	35	21	15	36	1	28
22	Dolores	0	0	0	0	0	0	0	0
	Montezuma	0	59	1	5	8	32	0	8
	<b>Total</b>	<b>0</b>	<b>59</b>	<b>1</b>	<b>5</b>	<b>8</b>	<b>32</b>	<b>0</b>	<b>8</b>
	<b>State Total</b>	<b>33</b>	<b>7,424</b>	<b>1,115</b>	<b>726</b>	<b>677</b>	<b>1,063</b>	<b>19</b>	<b>872</b>
	<b>Percent of State Total</b>	<b>0%</b>	<b>21%</b>	<b>3%</b>	<b>2%</b>	<b>2%</b>	<b>3%</b>	<b>0%</b>	<b>2%</b>

Table 18: District Court Criminal Filings by Type, FY 2012

District	Court Location	Homicide	Impersonation	Incest	Kidnapping	Menacing	Criminal Non-Support
12	Alamosa	2	27	0	2	13	0
	Conejos	1	0	0	0	6	0
	Costilla	1	3	0	0	6	0
	Mineral	0	0	0	0	0	0
	Rio Grande	0	7	0	0	10	0
	Saguache	1	2	0	0	2	0
	<i>Total</i>		5	39	0	2	37
13	Kit Carson	0	0	0	0	4	0
	Logan	1	18	0	0	3	0
	Morgan	0	9	0	1	11	0
	Phillips	0	0	0	0	1	0
	Sedgwick	0	0	0	0	3	0
	Washington	0	1	0	0	0	0
	Yuma	0	2	0	0	2	0
	<i>Total</i>		1	30	0	1	24
14	Grand	1	2	0	0	5	0
	Moffat	0	3	1	1	8	0
	Routt	0	2	0	0	10	0
	<i>Total</i>	1	7	1	1	23	0
15	Baca	0	1	0	0	3	0
	Cheyenne	0	0	0	0	0	0
	Kiowa	0	2	0	0	3	0
	Prowers	1	1	0	1	4	0
	<i>Total</i>	1	4	0	1	10	0
16	Bent	1	0	0	0	4	0
	Crowley	0	2	0	0	4	0
	Otero	5	4	0	2	20	0
	<i>Total</i>	6	6	0	2	28	0
17	Adams	44	125	0	32	200	0
	Broomfield	1	8	0	1	8	0
	<i>Total</i>	45	133	0	33	208	0
18	Arapahoe	30	35	0	29	112	0
	Douglas	0	15	0	3	25	0
	Elbert	0	0	1	0	6	0
	Lincoln	1	1	0	1	1	0
	<i>Total</i>	31	51	1	33	144	0
19	Weld	23	50	0	16	88	0
20	Boulder	6	70	0	11	88	0
21	Mesa	11	66	5	10	74	0
22	Dolores	0	1	0	0	0	0
	Montezuma	2	12	0	1	21	0
	<i>Total</i>	2	13	0	1	21	0
<i>State Total</i>		<b>383</b>	<b>866</b>	<b>12</b>	<b>296</b>	<b>1,625</b>	<b>0</b>
<i>Percent of State Total</i>		<b>1%</b>	<b>2%</b>	<b>0%</b>	<b>1%</b>	<b>5%</b>	<b>0%</b>

Table 18: District Court Criminal Filings by Type, FY 2012

District	Court Location	Obstruction of Public Justice	Other	Perjury	Pornography	Prostitution
12	Alamosa	0	44	0	0	0
	Conejos	0	7	0	0	0
	Costilla	0	7	0	0	0
	Mineral	0	0	0	0	0
	Rio Grande	0	19	0	0	0
	Saguache	0	6	0	0	0
	<i>Total</i>	<i>0</i>	<i>83</i>	<i>0</i>	<i>0</i>	<i>0</i>
13	Kit Carson	0	11	0	0	0
	Logan	2	10	0	0	0
	Morgan	0	21	0	1	0
	Phillips	0	0	0	0	0
	Sedgwick	0	0	0	0	0
	Washington	0	2	0	0	0
	Yuma	1	13	0	0	0
	<i>Total</i>	<i>3</i>	<i>57</i>	<i>0</i>	<i>1</i>	<i>0</i>
14	Grand	4	9	0	0	0
	Moffat	3	5	0	0	0
	Routt	1	25	0	0	0
	<i>Total</i>	<i>8</i>	<i>39</i>	<i>0</i>	<i>0</i>	<i>0</i>
15	Baca	0	3	0	0	0
	Cheyenne	0	2	0	0	0
	Kiowa	0	1	0	0	0
	Prowers	1	16	0	0	0
	<i>Total</i>	<i>1</i>	<i>22</i>	<i>0</i>	<i>0</i>	<i>0</i>
16	Bent	0	5	0	0	0
	Crowley	0	6	0	0	0
	Otero	4	16	0	0	0
	<i>Total</i>	<i>4</i>	<i>27</i>	<i>0</i>	<i>0</i>	<i>0</i>
17	Adams	20	210	0	0	1
	Broomfield	0	8	0	0	0
	<i>Total</i>	<i>20</i>	<i>218</i>	<i>0</i>	<i>0</i>	<i>1</i>
18	Arapahoe	12	165	0	0	0
	Douglas	0	71	1	0	0
	Elbert	0	5	0	0	0
	Lincoln	0	7	0	0	0
	<i>Total</i>	<i>12</i>	<i>248</i>	<i>1</i>	<i>0</i>	<i>0</i>
19	Weld	0	367	0	0	0
20	Boulder	0	156	0	0	0
21	Mesa	11	52	0	0	0
22	Dolores	0	0	0	0	0
	Montezuma	1	12	0	0	0
	<i>Total</i>	<i>1</i>	<i>12</i>	<i>0</i>	<i>0</i>	<i>0</i>
<i>State Total</i>		<i>158</i>	<i>2,539</i>	<i>7</i>	<i>2</i>	<i>18</i>
<i>Percent of State Total</i>		<i>0%</i>	<i>7%</i>	<i>0%</i>	<i>0%</i>	<i>0%</i>

Table 18: District Court Criminal Filings by Type, FY 2012

District	Court Location	Public Indecency	Public Peace and Order	Robbery	Sex Offenses	Tampering	Theft
12	Alamosa	0	0	3	11	4	38
	Conejos	0	0	1	4	0	5
	Costilla	0	1	1	1	0	8
	Mineral	0	0	0	0	0	3
	Rio Grande	0	1	2	7	0	15
	Saguache	0	1	0	1	0	5
	<i>Total</i>	<i>0</i>	<i>3</i>	<i>7</i>	<i>24</i>	<i>4</i>	<i>74</i>
13	Kit Carson	0	0	0	1	0	7
	Logan	0	3	2	14	0	28
	Morgan	0	0	2	26	0	53
	Phillips	0	0	0	2	0	0
	Sedgwick	0	0	0	1	0	0
	Washington	0	0	0	1	0	3
	Yuma	0	0	0	5	0	11
<i>Total</i>	<i>0</i>	<i>3</i>	<i>4</i>	<i>50</i>	<i>0</i>	<i>102</i>	
14	Grand	0	3	0	8	0	12
	Moffat	0	0	0	3	1	22
	Routt	0	2	0	7	0	17
	<i>Total</i>	<i>0</i>	<i>5</i>	<i>0</i>	<i>18</i>	<i>1</i>	<i>51</i>
15	Baca	0	0	0	0	0	3
	Cheyenne	0	0	0	0	0	1
	Kiowa	0	0	0	0	0	1
	Prowers	0	2	2	7	0	15
	<i>Total</i>	<i>0</i>	<i>2</i>	<i>2</i>	<i>7</i>	<i>0</i>	<i>20</i>
16	Bent	0	0	1	7	0	2
	Crowley	0	0	0	4	0	2
	Otero	0	5	6	15	0	21
	<i>Total</i>	<i>0</i>	<i>5</i>	<i>7</i>	<i>26</i>	<i>0</i>	<i>25</i>
17	Adams	0	21	83	185	22	461
	Broomfield	0	0	5	11	2	66
	<i>Total</i>	<i>0</i>	<i>21</i>	<i>88</i>	<i>196</i>	<i>24</i>	<i>527</i>
18	Arapahoe	0	7	89	133	3	403
	Douglas	2	0	12	41	1	206
	Elbert	0	0	0	4	0	14
	Lincoln	0	1	0	4	0	9
	<i>Total</i>	<i>2</i>	<i>8</i>	<i>101</i>	<i>182</i>	<i>4</i>	<i>632</i>
19	Weld	0	1	16	66	2	293
20	Boulder	0	17	25	84	9	353
21	Mesa	1	20	19	65	18	182
22	Dolores	0	0	0	1	0	1
	Montezuma	0	11	3	17	1	24
	<i>Total</i>	<i>0</i>	<i>11</i>	<i>3</i>	<i>18</i>	<i>1</i>	<i>25</i>
<i>State Total</i>		<i>6</i>	<i>204</i>	<i>888</i>	<i>1,687</i>	<i>89</i>	<i>5,507</i>
<i>Percent of State Total</i>		<i>0%</i>	<i>1%</i>	<i>2%</i>	<i>5%</i>	<i>0%</i>	<i>15%</i>

Table 18: District Court Criminal Filings by Type, FY 2012

District	Court Location	Trespass	Vehicular Assault	Vehicular Homicide	Carrying Concealed Weapon	Weapon	Total
12	Alamosa	4	1	0	0	7	408
	Conejos	3	1	0	0	0	58
	Costilla	0	0	0	0	0	49
	Mineral	0	0	0	0	0	10
	Rio Grande	12	0	0	0	2	143
	Saguache	0	1	1	0	0	61
	<b>Total</b>	19	3	1	0	9	729
13	Kit Carson	2	1	0	0	0	58
	Logan	7	1	1	0	2	277
	Morgan	1	2	1	0	3	288
	Phillips	2	0	0	0	0	14
	Sedgwick	4	0	0	0	0	14
	Washington	2	0	0	0	0	19
	Yuma	4	1	0	0	1	58
	<b>Total</b>	22	5	2	0	6	728
14	Grand	11	3	0	0	1	126
	Moffat	5	3	0	0	5	180
	Routt	13	2	0	0	1	172
	<b>Total</b>	29	8	0	0	7	478
15	Baca	1	0	0	0	0	26
	Cheyenne	0	4	0	0	2	19
	Kiowa	0	0	0	0	0	8
	Prowers	8	0	0	0	0	175
	<b>Total</b>	9	4	0	0	2	228
16	Bent	2	0	0	0	0	52
	Crowley	0	0	0	0	0	53
	Otero	12	2	0	0	5	217
	<b>Total</b>	14	2	0	0	5	322
17	Adams	111	16	4	0	37	3,512
	Broomfield	13	2	0	0	1	245
	<b>Total</b>	124	18	4	0	38	3,757
18	Arapahoe	89	18	4	0	63	2,679
	Douglas	22	10	2	0	5	760
	Elbert	1	1	0	0	0	64
	Lincoln	0	1	0	0	2	71
	<b>Total</b>	112	30	6	0	70	3,574
19	Weld	92	12	2	0	8	1,956
20	Boulder	123	7	2	0	11	2,019
21	Mesa	66	6	0	0	31	1,491
22	Dolores	0	0	0	0	0	5
	Montezuma	16	3	0	0	5	322
	<b>Total</b>	16	3	0	0	5	327
<b>State Total</b>		<b>1,350</b>	<b>207</b>	<b>31</b>	<b>0</b>	<b>523</b>	<b>35,551</b>
<b>Percent of State Total</b>		<b>4%</b>	<b>1%</b>	<b>0%</b>	<b>0%</b>	<b>1%</b>	<b>100%</b>

Table 19: District Court Juvenile Filings by Type, FY 2012

District	Court Location	Abandonment	Abuse or Mistreatment	Administrative Paternity Order	Administrative Support Order	Adoption	Confidential Intermediary
1	Gilpin	0	0	1	2	2	0
	Jefferson	0	0	159	694	209	0
	<i>Total</i>	<i>0</i>	<i>0</i>	<i>160</i>	<i>696</i>	<i>211</i>	<i>0</i>
2	Denver Juvenile	0	0	628	1,222	382	43
3	Huerfano	0	0	4	36	5	0
	Las Animas	0	0	18	60	7	0
	<i>Total</i>	<i>0</i>	<i>0</i>	<i>22</i>	<i>96</i>	<i>12</i>	<i>0</i>
4	El Paso	0	0	379	589	426	1
	Teller	0	0	5	34	6	0
	<i>Total</i>	<i>0</i>	<i>0</i>	<i>384</i>	<i>623</i>	<i>432</i>	<i>1</i>
5	Clear Creek	0	0	1	2	38	0
	Eagle	0	0	8	29	5	0
	Lake	0	0	4	8	5	0
	Summit	0	0	8	11	6	0
	<i>Total</i>	<i>0</i>	<i>0</i>	<i>21</i>	<i>50</i>	<i>54</i>	<i>0</i>
6	Archuleta	0	0	6	15	5	0
	La Plata	0	0	21	52	18	0
	San Juan	0	0	0	0	0	0
	<i>Total</i>	<i>0</i>	<i>0</i>	<i>27</i>	<i>67</i>	<i>23</i>	<i>0</i>
7	Delta	0	0	16	45	13	2
	Gunnison	0	0	3	8	7	1
	Hinsdale	0	0	0	0	0	0
	Montrose	0	0	20	49	34	0
	Ouray	0	0	0	1	0	0
	San Miguel	0	0	2	2	0	0
	<i>Total</i>	<i>0</i>	<i>0</i>	<i>41</i>	<i>105</i>	<i>54</i>	<i>3</i>
	8	Jackson	0	0	0	0	1
Larimer		0	0	87	258	151	5
<i>Total</i>		<i>0</i>	<i>0</i>	<i>87</i>	<i>258</i>	<i>152</i>	<i>5</i>
9	Garfield	0	0	28	57	21	0
	Pitkin	0	0	1	4	8	0
	Rio Blanco	0	0	3	0	3	0
	<i>Total</i>	<i>0</i>	<i>0</i>	<i>32</i>	<i>61</i>	<i>32</i>	<i>0</i>
10	Pueblo	0	0	69	221	59	2
11	Chaffee	0	0	7	14	2	0
	Custer	0	0	0	2	3	0
	Fremont	0	0	14	76	29	0
	Park	0	0	3	6	4	0
	<i>Total</i>	<i>0</i>	<i>0</i>	<i>24</i>	<i>98</i>	<i>38</i>	<i>0</i>

\*A detailed listing of Juvenile Delinquency filings by case type are found in Table 20 of this report.

Table 19: District Court Juvenile Filings by Type, FY 2012

District	Court Location	Consent for Marriage	Dependency & Neglect	D&N Expedited Placement	Grandparent Visitation	Juvenile Expungement	Juvenile Other	Juvenile Relinquishment
1	Gilpin	0	4	6	0	0	0	0
	Jefferson	0	170	294	1	11	2	38
	<b>Total</b>	<b>0</b>	<b>174</b>	<b>300</b>	<b>1</b>	<b>11</b>	<b>2</b>	<b>38</b>
2	Denver Juvenile	0	141	229	0	0	38	8
3	Huerfano	0	4	4	1	0	0	2
	Las Animas	0	7	7	0	0	0	1
	<b>Total</b>	<b>0</b>	<b>11</b>	<b>11</b>	<b>1</b>	<b>0</b>	<b>0</b>	<b>3</b>
4	El Paso	0	245	318	0	120	6	19
	Teller	0	21	8	0	0	0	0
	<b>Total</b>	<b>0</b>	<b>266</b>	<b>326</b>	<b>0</b>	<b>120</b>	<b>6</b>	<b>19</b>
5	Clear Creek	0	12	4	0	0	1	44
	Eagle	0	5	2	0	1	0	4
	Lake	0	0	1	0	0	0	0
	Summit	0	2	3	0	0	0	1
	<b>Total</b>	<b>0</b>	<b>19</b>	<b>10</b>	<b>0</b>	<b>1</b>	<b>1</b>	<b>49</b>
6	Archuleta	0	0	6	0	0	2	2
	La Plata	1	12	15	0	0	1	3
	San Juan	0	0	0	0	0	0	0
	<b>Total</b>	<b>1</b>	<b>12</b>	<b>21</b>	<b>0</b>	<b>0</b>	<b>3</b>	<b>5</b>
7	Delta	0	8	19	0	0	0	9
	Gunnison	0	11	2	0	0	0	2
	Hinsdale	0	0	0	0	0	0	0
	Montrose	0	11	12	0	0	0	14
	Ouray	0	0	0	0	0	0	0
	San Miguel	0	0	0	0	0	0	0
	<b>Total</b>	<b>0</b>	<b>30</b>	<b>33</b>	<b>0</b>	<b>0</b>	<b>0</b>	<b>25</b>
8	Jackson	0	0	0	0	0	0	1
	Larimer	0	37	81	0	0	3	32
	<b>Total</b>	<b>0</b>	<b>37</b>	<b>81</b>	<b>0</b>	<b>0</b>	<b>3</b>	<b>33</b>
9	Garfield	0	7	9	0	0	0	1
	Pitkin	0	0	0	0	0	0	1
	Rio Blanco	0	4	0	0	0	0	0
	<b>Total</b>	<b>0</b>	<b>11</b>	<b>9</b>	<b>0</b>	<b>0</b>	<b>0</b>	<b>2</b>
10	Pueblo	1	32	107	0	5	2	3
11	Chaffee	0	0	4	0	6	1	0
	Custer	0	1	1	0	0	2	0
	Fremont	0	52	6	0	12	0	4
	Park	0	2	6	0	0	0	0
	<b>Total</b>	<b>0</b>	<b>55</b>	<b>17</b>	<b>0</b>	<b>18</b>	<b>3</b>	<b>4</b>

\*A detailed listing of Juvenile Delinquency filings by case type are found in Table 20 of this report.

Table 19: District Court Juvenile Filings by Type, FY 2012

District	Court Location	Petition for Review of Need for					Non-JD Juvenile	Juvenile Delinquency	Total
		Paternity	Placement	Support	Truancy	Warrant	Total	Total*	
1	Gilpin	0	0	0	1	0	16	12	28
	Jefferson	113	0	67	253	0	2,011	1,014	3,025
	<b>Total</b>	113	0	67	254	0	2,027	1,026	3,053
2	Denver Juvenile	34	1	0	269	0	2,995	1,110	4,105
3	Huerfano	1	1	0	12	0	70	32	102
	Las Animas	6	0	8	12	0	126	66	192
	<b>Total</b>	7	1	8	24	0	196	98	294
4	El Paso	38	1	2	606	0	2,750	1,158	3,908
	Teller	0	0	3	13	0	90	53	143
	<b>Total</b>	38	1	5	619	0	2,840	1,211	4,051
5	Clear Creek	1	0	1	0	0	104	11	115
	Eagle	0	0	2	2	0	58	137	195
	Lake	2	1	0	1	0	22	19	41
	Summit	4	2	1	0	0	38	45	83
	<b>Total</b>	7	3	4	3	0	222	212	434
6	Archuleta	0	0	0	0	0	36	17	53
	La Plata	2	0	0	2	0	127	65	192
	San Juan	0	0	0	0	0	0	0	0
	<b>Total</b>	2	0	0	2	0	163	82	245
7	Delta	4	2	0	0	0	118	43	161
	Gunnison	3	0	0	0	0	37	34	71
	Hinsdale	0	0	0	0	0	0	0	0
	Montrose	0	0	0	0	0	140	70	210
	Ouray	0	0	0	0	0	1	3	4
	San Miguel	0	0	0	0	0	4	4	8
	<b>Total</b>	7	2	0	0	0	300	154	454
8	Jackson	0	0	0	0	0	2	2	4
	Larimer	31	1	2	10	0	698	1,020	1,718
	<b>Total</b>	31	1	2	10	0	700	1,022	1,722
9	Garfield	1	1	0	2	0	127	162	289
	Pitkin	3	0	0	0	0	17	20	37
	Rio Blanco	0	0	0	0	0	10	10	20
	<b>Total</b>	4	1	0	2	0	154	192	346
10	Pueblo	47	12	60	98	0	718	280	998
11	Chaffee	2	0	0	4	0	40	39	79
	Custer	0	0	0	0	0	9	2	11
	Fremont	24	0	11	31	0	259	129	388
	Park	0	0	0	1	0	22	24	46
	<b>Total</b>	26	0	11	36	0	330	194	524

\*A detailed listing of Juvenile Delinquency filings by case type are found in Table 20 of this report.



Table 19: District Court Juvenile Filings by Type, FY 2012

District	Court Location	Abandonment	Abuse or Mistreatment	Administrative Paternity Order	Administrative Support Order	Adoption	Confidential Intermediary
12	Alamosa	0	0	13	28	11	1
	Conejos	0	0	0	11	1	0
	Costilla	0	0	0	0	1	0
	Mineral	0	0	0	0	0	0
	Rio Grande	0	0	10	31	8	0
	Saguache	0	0	1	9	6	0
	<i>Total</i>		<i>0</i>	<i>0</i>	<i>24</i>	<i>79</i>	<i>27</i>
13	Kit Carson	0	0	6	3	9	1
	Logan	0	0	10	44	8	0
	Morgan	0	0	20	54	17	0
	Phillips	0	0	0	3	0	0
	Sedgwick	0	0	0	0	0	0
	Washington	0	0	1	3	1	0
	Yuma	0	0	1	7	5	0
<i>Total</i>		<i>0</i>	<i>0</i>	<i>38</i>	<i>114</i>	<i>40</i>	<i>1</i>
14	Grand	0	0	3	7	0	0
	Moffat	0	0	6	19	4	0
	Routt	0	0	3	14	5	0
	<i>Total</i>	<i>0</i>	<i>0</i>	<i>12</i>	<i>40</i>	<i>9</i>	<i>0</i>
15	Baca	0	0	0	2	0	1
	Cheyenne	0	0	0	2	0	0
	Kiowa	0	0	1	1	2	1
	Prowers	0	0	5	22	2	0
	<i>Total</i>	<i>0</i>	<i>0</i>	<i>6</i>	<i>27</i>	<i>4</i>	<i>2</i>
16	Bent	0	0	5	9	4	0
	Crowley	0	0	2	6	7	0
	Otero	0	0	17	38	10	0
	<i>Total</i>	<i>0</i>	<i>0</i>	<i>24</i>	<i>53</i>	<i>21</i>	<i>0</i>
17	Adams	0	0	203	599	262	4
	Broomfield	0	0	13	37	13	0
	<i>Total</i>	<i>0</i>	<i>0</i>	<i>216</i>	<i>636</i>	<i>275</i>	<i>4</i>
18	Arapahoe	0	0	154	619	299	0
	Douglas	0	0	35	105	102	0
	Elbert	0	0	3	2	8	0
	Lincoln	0	0	3	13	7	0
	<i>Total</i>	<i>0</i>	<i>0</i>	<i>195</i>	<i>739</i>	<i>416</i>	<i>0</i>
19	Weld	0	0	75	319	108	1
20	Boulder	0	0	57	209	118	0
21	Mesa	0	0	106	228	92	0
22	Dolores	0	0	0	1	0	0
	Montezuma	0	0	2	4	8	0
	<i>Total</i>	<i>0</i>	<i>0</i>	<i>2</i>	<i>5</i>	<i>8</i>	<i>0</i>
<i>State Total</i>		<i>0</i>	<i>0</i>	<i>2,250</i>	<i>5,946</i>	<i>2,567</i>	<i>63</i>
<i>Percent of State Total</i>		<i>0%</i>	<i>0%</i>	<i>8%</i>	<i>21%</i>	<i>9%</i>	<i>0%</i>

\*A detailed listing of Juvenile Delinquency filings by case type are found in Table 20 of this report.

Table 19: District Court Juvenile Filings by Type, FY 2012

District	Court Location	Consent for Marriage	Dependency & Neglect	D&N Expedited Placement	Grandparent Visitation	Juvenile Expungement	Juvenile Other	Juvenile Relinquishment
12	Alamosa	0	10	14	0	0	2	4
	Conejos	0	4	1	0	0	0	0
	Costilla	0	4	1	0	0	0	1
	Mineral	0	0	0	0	0	0	0
	Rio Grande	0	20	6	0	0	0	0
	Saguache	0	3	2	0	0	0	2
	<b>Total</b>	<b>0</b>	<b>41</b>	<b>24</b>	<b>0</b>	<b>0</b>	<b>2</b>	<b>7</b>
13	Kit Carson	0	0	1	0	0	0	0
	Logan	1	8	23	0	0	3	2
	Morgan	0	16	34	0	0	3	1
	Phillips	0	5	6	0	0	0	0
	Sedgwick	0	2	0	0	0	0	0
	Washington	0	1	3	0	0	0	0
	Yuma	0	2	1	0	0	0	0
	<b>Total</b>	<b>1</b>	<b>34</b>	<b>68</b>	<b>0</b>	<b>0</b>	<b>6</b>	<b>3</b>
14	Grand	0	1	5	0	0	1	0
	Moffat	0	2	3	0	0	0	2
	Routt	0	2	1	1	0	0	0
	<b>Total</b>	<b>0</b>	<b>5</b>	<b>9</b>	<b>1</b>	<b>0</b>	<b>1</b>	<b>2</b>
15	Baca	0	3	2	0	0	0	0
	Cheyenne	0	2	0	0	0	0	0
	Kiowa	0	2	0	0	0	0	1
	Prowers	0	7	1	0	0	0	0
	<b>Total</b>	<b>0</b>	<b>14</b>	<b>3</b>	<b>0</b>	<b>0</b>	<b>0</b>	<b>1</b>
16	Bent	0	4	7	0	0	0	0
	Crowley	0	4	3	0	0	1	0
	Otero	0	10	14	0	0	2	0
	<b>Total</b>	<b>0</b>	<b>18</b>	<b>24</b>	<b>0</b>	<b>0</b>	<b>3</b>	<b>0</b>
17	Adams	1	65	247	0	18	56	17
	Broomfield	1	12	17	0	20	0	1
	<b>Total</b>	<b>2</b>	<b>77</b>	<b>264</b>	<b>0</b>	<b>38</b>	<b>56</b>	<b>18</b>
18	Arapahoe	3	133	169	3	17	2	36
	Douglas	0	41	34	0	28	3	33
	Elbert	0	10	9	0	0	0	3
	Lincoln	0	4	5	0	0	0	0
	<b>Total</b>	<b>3</b>	<b>188</b>	<b>217</b>	<b>3</b>	<b>45</b>	<b>5</b>	<b>72</b>
19	Weld	0	46	89	1	0	12	8
20	Boulder	0	23	53	0	0	52	12
21	Mesa	0	47	77	0	8	4	17
22	Dolores	0	1	0	0	0	0	0
	Montezuma	0	5	6	0	0	3	2
	<b>Total</b>	<b>0</b>	<b>6</b>	<b>6</b>	<b>0</b>	<b>0</b>	<b>3</b>	<b>2</b>
<b>State Total</b>		<b>8</b>	<b>1,287</b>	<b>1,978</b>	<b>7</b>	<b>246</b>	<b>202</b>	<b>331</b>
<b>Percent of State Total</b>		<b>0%</b>	<b>4%</b>	<b>7%</b>	<b>0%</b>	<b>1%</b>	<b>1%</b>	<b>1%</b>

\*A detailed listing of Juvenile Delinquency filings by case type are found in Table 20 of this report.

Table 19: District Court Juvenile Filings by Type, FY 2012

District	Court Location	Petition for Review of Need for					Non-JD Juvenile	Juvenile Delinquency	Total
		Paternity	Placement	Support	Truancy	Warrant	Total	Total*	
12	Alamosa	3	0	0	10	0	96	44	140
	Conejos	3	0	1	0	0	21	14	35
	Costilla	1	0	0	0	0	8	4	12
	Mineral	0	0	0	0	0	0	3	3
	Rio Grande	3	0	1	2	0	81	73	154
	Saguache	0	0	0	0	0	23	10	33
	<b>Total</b>	<b>10</b>	<b>0</b>	<b>2</b>	<b>12</b>	<b>0</b>	<b>229</b>	<b>148</b>	<b>377</b>
13	Kit Carson	0	0	0	0	0	20	15	35
	Logan	2	0	0	5	0	106	30	136
	Morgan	4	0	1	39	0	189	57	246
	Phillips	1	0	0	0	0	15	7	22
	Sedgwick	0	0	0	0	0	2	1	3
	Washington	0	0	0	0	0	9	15	24
	Yuma	0	1	1	0	0	18	23	41
<b>Total</b>	<b>7</b>	<b>1</b>	<b>2</b>	<b>44</b>	<b>0</b>	<b>359</b>	<b>148</b>	<b>507</b>	
14	Grand	2	0	0	0	0	19	24	43
	Moffat	3	0	1	6	0	46	35	81
	Routt	1	0	3	0	0	30	25	55
	<b>Total</b>	<b>6</b>	<b>0</b>	<b>4</b>	<b>6</b>	<b>0</b>	<b>95</b>	<b>84</b>	<b>179</b>
15	Baca	2	0	1	0	0	11	4	15
	Cheyenne	0	0	0	0	0	4	7	11
	Kiowa	1	0	0	0	0	9	10	19
	Prowers	4	0	6	13	0	60	54	114
	<b>Total</b>	<b>7</b>	<b>0</b>	<b>7</b>	<b>13</b>	<b>0</b>	<b>84</b>	<b>75</b>	<b>159</b>
16	Bent	0	0	0	2	0	31	14	45
	Crowley	6	0	4	0	0	33	11	44
	Otero	5	0	5	21	1	123	39	162
	<b>Total</b>	<b>11</b>	<b>0</b>	<b>9</b>	<b>23</b>	<b>1</b>	<b>187</b>	<b>64</b>	<b>251</b>
17	Adams	69	0	13	212	3	1,769	578	2,347
	Broomfield	2	0	0	15	0	131	51	182
	<b>Total</b>	<b>71</b>	<b>0</b>	<b>13</b>	<b>227</b>	<b>3</b>	<b>1,900</b>	<b>629</b>	<b>2,529</b>
18	Arapahoe	142	1	87	295	4	1,964	873	2,837
	Douglas	17	2	2	9	0	411	435	846
	Elbert	5	0	0	0	0	40	16	56
	Lincoln	0	2	2	0	0	36	17	53
	<b>Total</b>	<b>164</b>	<b>5</b>	<b>91</b>	<b>304</b>	<b>4</b>	<b>2,451</b>	<b>1,341</b>	<b>3,792</b>
19	Weld	100	1	127	367	0	1,254	952	2,206
20	Boulder	11	0	0	204	1	740	637	1,377
21	Mesa	8	0	10	113	7	717	294	1,011
22	Dolores	0	0	1	0	0	3	0	3
	Montezuma	0	1	2	17	0	50	64	114
	<b>Total</b>	<b>0</b>	<b>1</b>	<b>3</b>	<b>17</b>	<b>0</b>	<b>53</b>	<b>64</b>	<b>117</b>
<b>State Total</b>		<b>711</b>	<b>30</b>	<b>425</b>	<b>2,647</b>	<b>16</b>	<b>18,714</b>	<b>10,017</b>	<b>28,731</b>
<b>Percent of State Total</b>		<b>2%</b>	<b>0%</b>	<b>1%</b>	<b>9%</b>	<b>0%</b>	<b>65%</b>	<b>35%</b>	<b>100%</b>

\*A detailed listing of Juvenile Delinquency filings by case type are found in Table 20 of this report.

Table 20: District Court Juvenile Delinquency Filings by Type, FY 2012

District	Court Location	Arson	Assault	Burglary	Change of Venue After Adjudication	Change of Venue Converted Case	Child Abuse	Criminal Mischief	Curfew Violation	Cruelty to Animals
1	Gilpin	0	4	2	0	0	0	2	0	0
	Jefferson	10	167	49	0	0	1	69	0	2
	<b>Total</b>	<b>10</b>	<b>171</b>	<b>51</b>	<b>0</b>	<b>0</b>	<b>1</b>	<b>71</b>	<b>0</b>	<b>2</b>
2	Denver Juvenile	7	155	151	0	0	0	109	0	0
3	Huerfano	0	6	2	0	0	0	2	0	0
	Las Animas	0	8	4	0	0	0	6	0	0
	<b>Total</b>	<b>0</b>	<b>14</b>	<b>6</b>	<b>0</b>	<b>0</b>	<b>0</b>	<b>8</b>	<b>0</b>	<b>0</b>
4	El Paso	15	161	73	0	0	5	95	0	2
	Teller	1	4	1	0	0	0	0	0	0
	<b>Total</b>	<b>16</b>	<b>165</b>	<b>74</b>	<b>0</b>	<b>0</b>	<b>5</b>	<b>95</b>	<b>0</b>	<b>2</b>
5	Clear Creek	0	1	1	0	0	0	0	0	0
	Eagle	5	14	4	0	0	0	18	0	2
	Lake	0	2	1	0	0	0	1	0	0
	Summit	0	5	0	0	0	0	4	0	0
	<b>Total</b>	<b>5</b>	<b>22</b>	<b>6</b>	<b>0</b>	<b>0</b>	<b>0</b>	<b>23</b>	<b>0</b>	<b>2</b>
6	Archuleta	0	4	2	0	0	0	0	0	0
	La Plata	0	8	7	0	0	0	7	0	0
	San Juan	0	0	0	0	0	0	0	0	0
	<b>Total</b>	<b>0</b>	<b>12</b>	<b>9</b>	<b>0</b>	<b>0</b>	<b>0</b>	<b>7</b>	<b>0</b>	<b>0</b>
7	Delta	0	10	2	0	0	0	4	0	0
	Gunnison	0	5	4	0	0	0	1	0	0
	Hinsdale	0	0	0	0	0	0	0	0	0
	Montrose	0	10	4	0	0	0	14	0	0
	Ouray	0	0	0	0	0	0	0	0	0
	San Miguel	0	0	2	0	0	0	0	0	0
	<b>Total</b>	<b>0</b>	<b>25</b>	<b>12</b>	<b>0</b>	<b>0</b>	<b>0</b>	<b>19</b>	<b>0</b>	<b>0</b>
8	Jackson	0	0	0	0	0	0	0	0	0
	Larimer	6	97	32	0	0	1	71	0	0
	<b>Total</b>	<b>6</b>	<b>97</b>	<b>32</b>	<b>0</b>	<b>0</b>	<b>1</b>	<b>71</b>	<b>0</b>	<b>0</b>
9	Garfield	1	13	28	0	0	0	17	0	1
	Pitkin	0	2	0	0	0	0	0	0	0
	Rio Blanco	0	1	1	0	0	0	0	0	0
	<b>Total</b>	<b>1</b>	<b>16</b>	<b>29</b>	<b>0</b>	<b>0</b>	<b>0</b>	<b>17</b>	<b>0</b>	<b>1</b>
10	Pueblo	1	33	43	0	0	0	14	0	0
11	Chaffee	0	3	1	0	0	0	5	0	0
	Custer	0	0	0	0	0	0	0	0	0
	Fremont	0	17	13	0	0	0	9	0	0
	Park	0	2	3	0	0	0	0	0	0
	<b>Total</b>	<b>0</b>	<b>22</b>	<b>17</b>	<b>0</b>	<b>0</b>	<b>0</b>	<b>14</b>	<b>0</b>	<b>0</b>

Table 20: District Court Juvenile Delinquency Filings by Type, FY 2012

District	Court Location	Delinquent Case Remanded from Criminal Court	Drugs	Escape	Forgery	Fraud	Harassment	Homicide	Impersonation
1	Gilpin	0	0	0	1	0	0	0	0
	Jefferson	1	71	1	3	0	46	4	1
	<b>Total</b>	<b>1</b>	<b>71</b>	<b>1</b>	<b>4</b>	<b>0</b>	<b>46</b>	<b>4</b>	<b>1</b>
2	Denver Juvenile	0	63	2	1	3	21	4	1
3	Huerfano	0	2	0	0	0	1	0	0
	Las Animas	0	1	0	0	0	8	0	0
	<b>Total</b>	<b>0</b>	<b>3</b>	<b>0</b>	<b>0</b>	<b>0</b>	<b>9</b>	<b>0</b>	<b>0</b>
4	El Paso	0	33	7	5	1	114	7	6
	Teller	0	0	0	0	0	7	0	0
	<b>Total</b>	<b>0</b>	<b>33</b>	<b>7</b>	<b>5</b>	<b>1</b>	<b>121</b>	<b>7</b>	<b>6</b>
5	Clear Creek	0	1	0	0	0	0	0	0
	Eagle	0	10	0	0	0	15	2	0
	Lake	0	0	0	0	0	7	0	0
	Summit	0	0	0	0	0	3	0	0
	<b>Total</b>	<b>0</b>	<b>11</b>	<b>0</b>	<b>0</b>	<b>0</b>	<b>25</b>	<b>2</b>	<b>0</b>
6	Archuleta	0	0	0	0	0	1	0	0
	La Plata	0	5	0	0	0	1	0	0
	San Juan	0	0	0	0	0	0	0	0
	<b>Total</b>	<b>0</b>	<b>5</b>	<b>0</b>	<b>0</b>	<b>0</b>	<b>2</b>	<b>0</b>	<b>0</b>
7	Delta	0	5	0	0	0	2	0	0
	Gunnison	0	5	1	0	0	2	0	0
	Hinsdale	0	0	0	0	0	0	0	0
	Montrose	0	5	0	0	0	0	1	0
	Ouray	0	0	0	0	0	0	0	0
	San Miguel	0	0	0	0	0	0	0	0
	<b>Total</b>	<b>0</b>	<b>15</b>	<b>1</b>	<b>0</b>	<b>0</b>	<b>4</b>	<b>1</b>	<b>0</b>
8	Jackson	0	0	0	0	0	0	0	0
	Larimer	0	195	1	2	0	89	0	2
	<b>Total</b>	<b>0</b>	<b>195</b>	<b>1</b>	<b>2</b>	<b>0</b>	<b>89</b>	<b>0</b>	<b>2</b>
9	Garfield	0	15	0	0	1	10	1	1
	Pitkin	0	5	0	1	0	0	0	0
	Rio Blanco	0	0	0	0	0	0	0	0
	<b>Total</b>	<b>0</b>	<b>20</b>	<b>0</b>	<b>1</b>	<b>1</b>	<b>10</b>	<b>1</b>	<b>1</b>
10	Pueblo	0	24	0	0	0	12	0	3
11	Chaffee	0	5	0	0	0	4	0	0
	Custer	0	0	0	0	0	1	0	0
	Fremont	0	20	0	0	0	10	0	0
	Park	0	5	0	0	0	2	0	0
	<b>Total</b>	<b>0</b>	<b>30</b>	<b>0</b>	<b>0</b>	<b>0</b>	<b>17</b>	<b>0</b>	<b>0</b>

Table 20: District Court Juvenile Delinquency Filings by Type, FY 2012

District	Court Location	Incest	Kidnapping	Menacing	Municipal Charge Other Than Curfew		
					Violation	Other	Perjury
1	Gilpin	0	0	0	1	2	0
	Jefferson	11	1	0	23	137	0
	<b>Total</b>	<b>11</b>	<b>1</b>	<b>0</b>	<b>24</b>	<b>139</b>	<b>0</b>
2	Denver Juvenile	0	3	0	44	187	0
3	Huerfano	0	0	0	0	5	0
	Las Animas	0	0	0	3	5	0
	<b>Total</b>	<b>0</b>	<b>0</b>	<b>0</b>	<b>3</b>	<b>10</b>	<b>0</b>
4	El Paso	2	0	0	51	139	0
	Teller	0	4	0	4	7	0
	<b>Total</b>	<b>2</b>	<b>4</b>	<b>0</b>	<b>55</b>	<b>146</b>	<b>0</b>
5	Clear Creek	0	0	0	1	3	0
	Eagle	0	0	0	3	7	0
	Lake	0	0	0	1	0	0
	Summit	0	0	0	1	8	0
	<b>Total</b>	<b>0</b>	<b>0</b>	<b>0</b>	<b>6</b>	<b>18</b>	<b>0</b>
6	Archuleta	0	0	0	0	0	0
	La Plata	0	0	0	2	13	0
	San Juan	0	0	0	0	0	0
	<b>Total</b>	<b>0</b>	<b>0</b>	<b>0</b>	<b>2</b>	<b>13</b>	<b>0</b>
7	Delta	0	0	0	3	9	0
	Gunnison	0	0	0	1	0	0
	Hinsdale	0	0	0	0	0	0
	Montrose	0	0	0	4	5	0
	Ouray	0	0	0	0	1	0
	San Miguel	0	0	0	0	2	0
	<b>Total</b>	<b>0</b>	<b>0</b>	<b>0</b>	<b>8</b>	<b>17</b>	<b>0</b>
8	Jackson	0	0	0	0	1	0
	Larimer	0	0	0	15	100	0
	<b>Total</b>	<b>0</b>	<b>0</b>	<b>0</b>	<b>15</b>	<b>101</b>	<b>0</b>
9	Garfield	0	0	0	4	7	0
	Pitkin	0	0	0	0	4	0
	Rio Blanco	2	0	0	0	2	0
	<b>Total</b>	<b>2</b>	<b>0</b>	<b>0</b>	<b>4</b>	<b>13</b>	<b>0</b>
10	Pueblo	0	0	0	11	38	0
11	Chaffee	0	0	0	0	3	0
	Custer	0	0	0	0	0	0
	Fremont	0	0	0	5	8	0
	Park	1	0	4	0	1	0
	<b>Total</b>	<b>1</b>	<b>0</b>	<b>4</b>	<b>5</b>	<b>12</b>	<b>0</b>

Table 20: District Court Juvenile Delinquency Filings by Type, FY 2012

District	Court Location	Possession of	Pornography	Prostitution	Public	Robbery	Runaway
		Alcohol by			Peace and		
		Minor			Order		
1	Gilpin	0	0	0	0	0	0
	Jefferson	1	0	1	25	7	0
	<b>Total</b>	<b>1</b>	<b>0</b>	<b>1</b>	<b>25</b>	<b>7</b>	<b>0</b>
2	Denver Juvenile	1	0	2	4	54	19
3	Huerfano	6	0	0	1	0	0
	Las Animas	14	0	0	6	1	0
	<b>Total</b>	<b>20</b>	<b>0</b>	<b>0</b>	<b>7</b>	<b>1</b>	<b>0</b>
4	El Paso	5	0	0	11	10	0
	Teller	0	0	0	0	1	0
	<b>Total</b>	<b>5</b>	<b>0</b>	<b>0</b>	<b>11</b>	<b>11</b>	<b>0</b>
5	Clear Creek	0	0	0	0	0	0
	Eagle	2	0	0	13	0	1
	Lake	0	0	0	0	0	0
	Summit	4	0	0	0	0	0
	<b>Total</b>	<b>6</b>	<b>0</b>	<b>0</b>	<b>13</b>	<b>0</b>	<b>1</b>
6	Archuleta	0	0	0	1	0	0
	La Plata	0	0	0	2	0	0
	San Juan	0	0	0	0	0	0
	<b>Total</b>	<b>0</b>	<b>0</b>	<b>0</b>	<b>3</b>	<b>0</b>	<b>0</b>
7	Delta	0	0	0	0	0	0
	Gunnison	4	0	0	4	0	0
	Hinsdale	0	0	0	0	0	0
	Montrose	5	0	0	1	0	0
	Ouray	0	0	0	0	0	0
	San Miguel	0	0	0	0	0	0
	<b>Total</b>	<b>9</b>	<b>0</b>	<b>0</b>	<b>5</b>	<b>0</b>	<b>0</b>
8	Jackson	0	0	0	0	0	0
	Larimer	119	0	0	20	2	0
	<b>Total</b>	<b>119</b>	<b>0</b>	<b>0</b>	<b>20</b>	<b>2</b>	<b>0</b>
9	Garfield	4	0	0	2	0	0
	Pitkin	2	0	0	0	0	0
	Rio Blanco	0	0	0	0	0	0
	<b>Total</b>	<b>6</b>	<b>0</b>	<b>0</b>	<b>2</b>	<b>0</b>	<b>0</b>
10	Pueblo	0	0	0	6	7	0
11	Chaffee	2	0	0	0	0	0
	Custer	0	0	0	0	0	0
	Fremont	3	0	0	0	0	0
	Park	0	0	0	0	0	0
	<b>Total</b>	<b>5</b>	<b>0</b>	<b>0</b>	<b>0</b>	<b>0</b>	<b>0</b>

Table 20: District Court Juvenile Delinquency Filings by Type, FY 2012

District	Court Location	Sex Offenses	Tampering	Theft	Trespass	Vehicular Assault	Vehicular Homicide	Weapon	Total
1	Gilpin	0	0	0	0	0	0	0	12
	Jefferson	69	5	165	97	0	1	46	1,014
	<b>Total</b>	69	5	165	97	0	1	46	1,026
2	Denver Juvenile	63	1	100	57	0	1	57	1,110
3	Huerfano	0	0	5	0	0	0	2	32
	Las Animas	0	1	8	1	0	0	0	66
	<b>Total</b>	0	1	13	1	0	0	2	98
4	El Paso	56	1	212	92	0	0	55	1,158
	Teller	4	0	11	6	0	0	3	53
	<b>Total</b>	60	1	223	98	0	0	58	1,211
5	Clear Creek	1	0	1	2	0	0	0	11
	Eagle	7	2	28	2	0	0	2	137
	Lake	0	0	5	1	0	0	1	19
	Summit	4	0	11	5	0	0	0	45
	<b>Total</b>	12	2	45	10	0	0	3	212
6	Archuleta	3	0	3	0	0	0	3	17
	La Plata	1	0	9	6	0	0	4	65
	San Juan	0	0	0	0	0	0	0	0
	<b>Total</b>	4	0	12	6	0	0	7	82
7	Delta	3	0	4	1	0	0	0	43
	Gunnison	3	0	2	1	0	0	1	34
	Hinsdale	0	0	0	0	0	0	0	0
	Montrose	5	0	8	4	0	0	4	70
	Ouray	0	0	1	1	0	0	0	3
	San Miguel	0	0	0	0	0	0	0	4
	<b>Total</b>	11	0	15	7	0	0	5	154
8	Jackson	0	0	0	0	0	0	1	2
	Larimer	18	11	166	50	0	0	23	1,020
	<b>Total</b>	18	11	166	50	0	0	24	1,022
9	Garfield	10	2	28	16	0	0	1	162
	Pitkin	0	0	5	1	0	0	0	20
	Rio Blanco	1	0	3	0	0	0	0	10
	<b>Total</b>	11	2	36	17	0	0	1	192
10	Pueblo	10	0	42	21	0	1	14	280
11	Chaffee	2	0	6	7	0	0	1	39
	Custer	0	0	1	0	0	0	0	2
	Fremont	9	0	16	10	0	0	9	129
	Park	2	0	2	1	0	0	1	24
	<b>Total</b>	13	0	25	18	0	0	11	194



Table 20: District Court Juvenile Delinquency Filings by Type, FY 2012

District	Court Location	Arson	Assault	Burglary	Change of Venue After Adjudication	Change of Venue Converted Case	Child Abuse	Criminal Mischief	Curfew Violation	Cruelty to Animals
12	Alamosa	0	3	3	0	0	0	2	0	0
	Conejos	0	3	4	0	0	0	0	0	0
	Costilla	0	0	1	0	0	0	0	0	0
	Mineral	0	0	0	0	0	0	3	0	0
	Rio Grande	0	4	2	0	0	0	16	0	0
	Saguache	0	1	0	0	0	1	0	0	0
	<b>Total</b>	<b>0</b>	<b>11</b>	<b>10</b>	<b>0</b>	<b>0</b>	<b>1</b>	<b>21</b>	<b>0</b>	<b>0</b>
13	Kit Carson	0	6	4	0	0	0	0	0	0
	Logan	0	2	1	0	0	0	1	0	0
	Morgan	0	7	5	0	0	0	6	0	0
	Phillips	0	1	1	0	0	0	0	0	0
	Sedgwick	0	0	0	0	0	0	0	0	0
	Washington	0	5	4	0	0	0	0	0	0
	Yuma	0	2	3	0	0	0	3	0	0
<b>Total</b>	<b>0</b>	<b>23</b>	<b>18</b>	<b>0</b>	<b>0</b>	<b>0</b>	<b>10</b>	<b>0</b>	<b>0</b>	
14	Grand	0	1	1	0	0	0	1	0	0
	Moffat	2	9	3	0	0	0	3	0	0
	Routt	0	2	1	0	0	1	3	0	0
	<b>Total</b>	<b>2</b>	<b>12</b>	<b>5</b>	<b>0</b>	<b>0</b>	<b>1</b>	<b>7</b>	<b>0</b>	<b>0</b>
15	Baca	0	0	0	0	0	1	1	0	0
	Cheyenne	0	0	1	0	0	0	0	0	0
	Kiowa	0	2	0	0	0	0	0	0	0
	Prowers	4	5	10	0	0	0	6	0	0
	<b>Total</b>	<b>4</b>	<b>7</b>	<b>11</b>	<b>0</b>	<b>0</b>	<b>1</b>	<b>7</b>	<b>0</b>	<b>0</b>
16	Bent	1	1	2	0	0	0	1	0	0
	Crowley	0	3	5	0	0	0	0	0	0
	Otero	0	4	8	0	0	0	1	0	0
	<b>Total</b>	<b>1</b>	<b>8</b>	<b>15</b>	<b>0</b>	<b>0</b>	<b>0</b>	<b>2</b>	<b>0</b>	<b>0</b>
17	Adams	7	71	92	0	0	1	21	0	0
	Broomfield	1	8	3	0	0	0	0	0	0
	<b>Total</b>	<b>8</b>	<b>79</b>	<b>95</b>	<b>0</b>	<b>0</b>	<b>1</b>	<b>21</b>	<b>0</b>	<b>0</b>
18	Arapahoe	6	117	73	0	0	2	33	0	1
	Douglas	5	36	25	0	0	0	27	0	0
	Elbert	0	2	0	0	0	0	0	0	0
	Lincoln	0	1	1	0	0	0	5	0	0
	<b>Total</b>	<b>11</b>	<b>156</b>	<b>99</b>	<b>0</b>	<b>0</b>	<b>2</b>	<b>65</b>	<b>0</b>	<b>1</b>
19	Weld	15	132	34	0	0	3	75	0	1
20	Boulder	7	65	26	0	0	3	33	0	3
21	Mesa	3	38	15	0	0	0	28	0	2
22	Dolores	0	0	0	0	0	0	0	0	0
	Montezuma	2	9	0	0	0	1	5	0	0
	<b>Total</b>	<b>2</b>	<b>9</b>	<b>0</b>	<b>0</b>	<b>0</b>	<b>1</b>	<b>5</b>	<b>0</b>	<b>0</b>
<b>State Total</b>		<b>99</b>	<b>1,272</b>	<b>758</b>	<b>0</b>	<b>0</b>	<b>20</b>	<b>722</b>	<b>0</b>	<b>14</b>
<b>Percent of State Total</b>		<b>1%</b>	<b>13%</b>	<b>8%</b>	<b>0%</b>	<b>0%</b>	<b>0%</b>	<b>7%</b>	<b>0%</b>	<b>0%</b>

Table 20: District Court Juvenile Delinquency Filings by Type, FY 2012

District	Court Location	Delinquent Case Remanded from Criminal Court	Drugs	Escape	Forgery	Fraud	Harassment	Homicide	Impersonation
12	Alamosa	0	6	0	0	0	0	0	0
	Conejos	0	1	0	0	0	0	0	0
	Costilla	0	0	0	0	0	0	0	0
	Mineral	0	0	0	0	0	0	0	0
	Rio Grande	0	7	0	0	0	8	0	0
	Saguache	0	0	0	0	0	1	0	0
	<b>Total</b>	<b>0</b>	<b>14</b>	<b>0</b>	<b>0</b>	<b>0</b>	<b>9</b>	<b>0</b>	<b>0</b>
13	Kit Carson	0	0	0	0	0	0	0	0
	Logan	0	3	1	0	0	1	0	1
	Morgan	0	1	1	0	0	2	0	1
	Phillips	0	0	0	0	0	0	0	0
	Sedgwick	0	0	0	0	0	0	0	0
	Washington	0	0	0	0	0	0	0	0
	Yuma	0	1	0	0	0	0	0	1
<b>Total</b>	<b>0</b>	<b>5</b>	<b>2</b>	<b>0</b>	<b>0</b>	<b>3</b>	<b>0</b>	<b>3</b>	
14	Grand	0	9	0	0	0	1	0	0
	Moffat	0	0	0	0	0	0	0	0
	Routt	0	3	0	1	0	0	0	0
	<b>Total</b>	<b>0</b>	<b>12</b>	<b>0</b>	<b>1</b>	<b>0</b>	<b>1</b>	<b>0</b>	<b>0</b>
15	Baca	0	0	0	0	0	0	0	0
	Cheyenne	0	0	0	0	0	0	0	0
	Kiowa	0	0	0	0	0	0	0	0
	Prowers	0	1	0	0	0	9	0	1
	<b>Total</b>	<b>0</b>	<b>1</b>	<b>0</b>	<b>0</b>	<b>0</b>	<b>9</b>	<b>0</b>	<b>1</b>
16	Bent	0	0	0	0	0	3	0	0
	Crowley	0	0	0	0	0	0	0	0
	Otero	0	2	0	0	0	3	0	0
	<b>Total</b>	<b>0</b>	<b>2</b>	<b>0</b>	<b>0</b>	<b>0</b>	<b>6</b>	<b>0</b>	<b>0</b>
17	Adams	0	38	0	3	0	15	4	0
	Broomfield	0	5	0	0	0	2	0	0
	<b>Total</b>	<b>0</b>	<b>43</b>	<b>0</b>	<b>3</b>	<b>0</b>	<b>17</b>	<b>4</b>	<b>0</b>
18	Arapahoe	0	69	29	3	1	20	3	3
	Douglas	0	98	0	1	0	31	1	2
	Elbert	0	4	0	0	0	0	0	0
	Lincoln	0	0	0	0	0	1	0	1
	<b>Total</b>	<b>0</b>	<b>171</b>	<b>29</b>	<b>4</b>	<b>1</b>	<b>52</b>	<b>4</b>	<b>6</b>
19	Weld	0	73	0	5	0	23	2	2
20	Boulder	0	107	0	0	0	38	0	4
21	Mesa	0	24	4	1	1	7	0	5
22	Dolores	0	0	0	0	0	0	0	0
	Montezuma	0	10	0	0	0	1	0	0
	<b>Total</b>	<b>0</b>	<b>10</b>	<b>0</b>	<b>0</b>	<b>0</b>	<b>1</b>	<b>0</b>	<b>0</b>
<b>State Total</b>		<b>1</b>	<b>932</b>	<b>47</b>	<b>27</b>	<b>7</b>	<b>522</b>	<b>29</b>	<b>35</b>
<b>Percent of State Total</b>		<b>0%</b>	<b>9%</b>	<b>0%</b>	<b>0%</b>	<b>0%</b>	<b>5%</b>	<b>0%</b>	<b>0%</b>

Table 20: District Court Juvenile Delinquency Filings by Type, FY 2012

District	Court Location	Incest	Kidnapping	Menacing	Municipal Charge Other Than Curfew		Perjury
					Violation	Other	
12	Alamosa	0	0	0	2	4	0
	Conejos	0	0	0	1	4	0
	Costilla	0	0	0	1	1	0
	Mineral	0	0	0	0	0	0
	Rio Grande	0	0	0	4	5	0
	Saguache	0	0	0	0	4	0
	<i>Total</i>	<i>0</i>	<i>0</i>	<i>0</i>	<i>8</i>	<i>18</i>	<i>0</i>
13	Kit Carson	0	0	0	1	2	0
	Logan	0	0	0	0	10	0
	Morgan	0	0	0	3	17	0
	Phillips	0	0	0	0	4	0
	Sedgwick	0	0	0	0	0	0
	Washington	0	0	0	0	1	0
	Yuma	0	0	0	2	2	0
<i>Total</i>	<i>0</i>	<i>0</i>	<i>0</i>	<i>6</i>	<i>36</i>	<i>0</i>	
14	Grand	0	0	0	2	3	0
	Moffat	0	0	0	0	5	0
	Routt	0	0	0	0	5	0
	<i>Total</i>	<i>0</i>	<i>0</i>	<i>0</i>	<i>2</i>	<i>13</i>	<i>0</i>
15	Baca	0	0	0	0	0	0
	Cheyenne	0	0	0	0	2	0
	Kiowa	0	0	0	0	1	0
	Prowers	0	0	0	1	5	0
	<i>Total</i>	<i>0</i>	<i>0</i>	<i>0</i>	<i>1</i>	<i>8</i>	<i>0</i>
16	Bent	0	0	0	3	0	0
	Crowley	0	0	0	1	1	0
	Otero	0	0	3	0	9	0
	<i>Total</i>	<i>0</i>	<i>0</i>	<i>3</i>	<i>4</i>	<i>10</i>	<i>0</i>
17	Adams	1	3	23	0	90	0
	Broomfield	0	0	0	2	12	0
	<i>Total</i>	<i>1</i>	<i>3</i>	<i>23</i>	<i>2</i>	<i>102</i>	<i>0</i>
18	Arapahoe	2	4	0	16	185	0
	Douglas	1	1	0	13	33	0
	Elbert	1	0	0	0	2	0
	Lincoln	0	0	0	1	2	0
	<i>Total</i>	<i>4</i>	<i>5</i>	<i>0</i>	<i>30</i>	<i>222</i>	<i>0</i>
19	Weld	0	1	0	11	245	0
20	Boulder	0	0	0	9	82	0
21	Mesa	1	1	0	14	49	0
22	Dolores	0	0	0	0	0	0
	Montezuma	0	0	0	1	3	0
	<i>Total</i>	<i>0</i>	<i>0</i>	<i>0</i>	<i>1</i>	<i>3</i>	<i>0</i>
<i>State Total</i>		<i>22</i>	<i>18</i>	<i>30</i>	<i>265</i>	<i>1,482</i>	<i>0</i>
<i>Percent of State Total</i>		<i>0%</i>	<i>0%</i>	<i>0%</i>	<i>3%</i>	<i>15%</i>	<i>0%</i>

Table 20: District Court Juvenile Delinquency Filings by Type, FY 2012

District	Court Location	Possession of	Pornography	Prostitution	Public	Robbery	Runaway
		Alcohol by			Peace		
		Minor			Order		
12	Alamosa	1	0	0	0	0	0
	Conejos	0	0	0	0	0	0
	Costilla	0	0	0	0	0	0
	Mineral	0	0	0	0	0	0
	Rio Grande	11	0	0	1	0	0
	Saguache	1	0	0	0	0	0
	<b>Total</b>		<b>13</b>	<b>0</b>	<b>0</b>	<b>1</b>	<b>0</b>
13	Kit Carson	0	0	0	0	0	0
	Logan	0	0	0	0	0	0
	Morgan	0	0	0	0	0	0
	Phillips	0	0	0	0	0	0
	Sedgwick	0	0	0	0	0	0
	Washington	0	0	0	0	0	0
	<b>Total</b>		<b>0</b>	<b>0</b>	<b>0</b>	<b>0</b>	<b>0</b>
14	Grand	1	0	0	1	0	0
	Moffat	0	0	0	2	0	0
	Routt	0	0	0	0	0	0
	<b>Total</b>		<b>1</b>	<b>0</b>	<b>3</b>	<b>0</b>	<b>0</b>
15	Baca	0	0	0	0	0	0
	Cheyenne	0	0	0	0	0	0
	Kiowa	3	0	0	0	0	0
	Prowers	0	0	0	4	0	0
	<b>Total</b>		<b>3</b>	<b>0</b>	<b>0</b>	<b>4</b>	<b>0</b>
16	Bent	0	0	0	0	0	0
	Crowley	0	0	0	0	0	0
	Otero	1	0	0	0	0	0
	<b>Total</b>		<b>1</b>	<b>0</b>	<b>0</b>	<b>0</b>	<b>0</b>
17	Adams	2	0	0	11	12	2
	Broomfield	2	0	0	0	1	0
	<b>Total</b>		<b>4</b>	<b>0</b>	<b>11</b>	<b>13</b>	<b>2</b>
18	Arapahoe	4	0	1	0	41	0
	Douglas	3	0	0	9	1	0
	Elbert	0	0	0	0	0	0
	Lincoln	0	0	0	0	0	0
	<b>Total</b>		<b>7</b>	<b>0</b>	<b>1</b>	<b>9</b>	<b>42</b>
19	Weld	19	0	0	0	2	0
20	Boulder	29	0	0	6	9	0
21	Mesa	0	0	0	0	2	0
22	Dolores	0	0	0	0	0	0
	Montezuma	4	0	0	7	0	1
	<b>Total</b>		<b>4</b>	<b>0</b>	<b>7</b>	<b>0</b>	<b>1</b>
<b>State Total</b>		<b>253</b>	<b>0</b>	<b>4</b>	<b>137</b>	<b>150</b>	<b>23</b>
<b>Percent of State Total</b>		<b>3%</b>	<b>0%</b>	<b>0%</b>	<b>1%</b>	<b>1%</b>	<b>0%</b>

Table 20: District Court Juvenile Delinquency Filings by Type, FY 2012

District	Court Location	Sex Offenses	Tampering	Theft	Trespass	Vehicular Assault	Vehicular Homicide	Weapon	Total
12	Alamosa	3	0	10	9	0	0	1	44
	Conejos	0	0	1	0	0	0	0	14
	Costilla	0	0	1	0	0	0	0	4
	Mineral	0	0	0	0	0	0	0	3
	Rio Grande	0	0	8	7	0	0	0	73
	Saguache	0	0	1	1	0	0	0	10
	<b>Total</b>	<b>3</b>	<b>0</b>	<b>21</b>	<b>17</b>	<b>0</b>	<b>0</b>	<b>1</b>	<b>148</b>
13	Kit Carson	0	0	1	1	0	0	0	15
	Logan	6	0	2	0	0	0	2	30
	Morgan	4	0	6	2	0	1	1	57
	Phillips	1	0	0	0	0	0	0	7
	Sedgwick	1	0	0	0	0	0	0	1
	Washington	0	0	1	4	0	0	0	15
	Yuma	1	0	8	0	0	0	0	23
<b>Total</b>	<b>13</b>	<b>0</b>	<b>18</b>	<b>7</b>	<b>0</b>	<b>1</b>	<b>3</b>	<b>148</b>	
14	Grand	0	0	3	0	0	0	1	24
	Moffat	3	0	4	3	0	0	1	35
	Routt	1	0	5	2	0	0	1	25
	<b>Total</b>	<b>4</b>	<b>0</b>	<b>12</b>	<b>5</b>	<b>0</b>	<b>0</b>	<b>3</b>	<b>84</b>
15	Baca	0	0	2	0	0	0	0	4
	Cheyenne	0	0	3	1	0	0	0	7
	Kiowa	1	0	2	1	0	0	0	10
	Prowers	1	0	5	1	0	0	1	54
	<b>Total</b>	<b>2</b>	<b>0</b>	<b>12</b>	<b>3</b>	<b>0</b>	<b>0</b>	<b>1</b>	<b>75</b>
16	Bent	0	0	2	1	0	0	0	14
	Crowley	1	0	0	0	0	0	0	11
	Otero	3	0	1	3	0	0	1	39
	<b>Total</b>	<b>4</b>	<b>0</b>	<b>3</b>	<b>4</b>	<b>0</b>	<b>0</b>	<b>1</b>	<b>64</b>
17	Adams	51	0	69	48	2	0	12	578
	Broomfield	3	1	8	2	0	0	1	51
	<b>Total</b>	<b>54</b>	<b>1</b>	<b>77</b>	<b>50</b>	<b>2</b>	<b>0</b>	<b>13</b>	<b>629</b>
18	Arapahoe	37	5	119	73	0	1	25	873
	Douglas	39	7	71	19	0	1	11	435
	Elbert	0	1	2	4	0	0	0	16
	Lincoln	1	0	1	2	0	0	1	17
	<b>Total</b>	<b>77</b>	<b>13</b>	<b>193</b>	<b>98</b>	<b>0</b>	<b>2</b>	<b>37</b>	<b>1,341</b>
19	Weld	27	0	218	51	0	1	12	952
20	Boulder	23	0	128	47	0	2	16	637
21	Mesa	14	2	52	27	0	1	3	294
22	Dolores	0	0	0	0	0	0	0	0
	Montezuma	1	0	11	8	0	0	0	64
	<b>Total</b>	<b>1</b>	<b>0</b>	<b>11</b>	<b>8</b>	<b>0</b>	<b>0</b>	<b>0</b>	<b>64</b>
<b>State Total</b>		<b>493</b>	<b>39</b>	<b>1,587</b>	<b>699</b>	<b>2</b>	<b>10</b>	<b>318</b>	<b>10,017</b>
<b>Percent of State Total</b>		<b>5%</b>	<b>0%</b>	<b>16%</b>	<b>7%</b>	<b>0%</b>	<b>0%</b>	<b>3%</b>	<b>100%</b>

Table 21: District Court Mental Health Filings by Type, FY 2012

District	Court Location	Alcohol /Drugs	Developmentally Disabled	Evaluation	Involuntary		Long Term			Short Term	72 Hour Hold	Total
					Medication Procedure	Long Term Certification	Change of Venue	Other				
1	Gilpin	0	0	0	0	0	0	0	0	1	1	2
	Jefferson	6	9	6	0	0	0	0	0	573	1	595
	<b>Total</b>	6	9	6	0	0	0	0	0	574	2	597
2	Denver Probate	36	8	10	0	1	1	2	1,105	0	1,163	
3	Huerfano	0	0	0	0	0	0	0	5	0	5	
	Las Animas	0	0	1	0	0	0	0	10	0	11	
	<b>Total</b>	0	0	1	0	0	0	0	15	0	16	
4	El Paso	4	1	1	1	0	0	0	607	0	614	
	Teller	0	0	0	0	0	0	0	3	0	3	
	<b>Total</b>	4	1	1	1	0	0	0	610	0	617	
5	Clear Creek	0	0	0	0	0	0	0	5	2	7	
	Eagle	0	0	0	0	0	0	0	2	0	2	
	Lake	0	0	0	0	0	0	0	0	0	0	
	Summit	0	0	0	0	0	0	0	2	3	5	
	<b>Total</b>	0	0	0	0	0	0	0	9	5	14	
6	Archuleta	0	0	0	0	0	0	0	2	14	16	
	La Plata	6	0	0	0	0	0	1	15	45	67	
	San Juan	0	0	0	0	0	0	0	0	0	0	
	<b>Total</b>	6	0	0	0	0	0	1	17	59	83	
7	Delta	0	0	0	0	0	0	0	5	0	5	
	Gunnison	0	0	0	0	0	0	0	1	0	1	
	Hinsdale	0	0	0	0	0	0	0	0	0	0	
	Montrose	0	0	0	0	0	0	0	4	1	5	
	Ouray	0	0	0	0	0	0	0	0	0	0	
	San Miguel	0	0	0	0	0	0	0	0	0	0	
	<b>Total</b>	0	0	0	0	0	0	0	10	1	11	
8	Jackson	0	0	0	0	0	0	0	0	0	0	
	Larimer	1	1	0	0	0	0	9	398	0	409	
	<b>Total</b>	1	1	0	0	0	0	9	398	0	409	
9	Garfield	0	1	1	0	0	0	0	1	2	5	
	Pitkin	0	0	0	0	0	0	0	0	5	5	
	Rio Blanco	0	0	0	0	0	0	0	1	1	2	
	<b>Total</b>	0	1	1	0	0	0	0	2	8	12	
10	Pueblo	4	5	8	107	11	0	1	215	3	354	
11	Chaffee	0	0	0	0	0	0	0	1	1	2	
	Custer	0	0	0	0	1	0	0	0	0	1	
	Fremont	0	1	0	1	1	0	1	19	1	24	
	Park	0	0	0	0	0	0	0	1	5	6	
	<b>Total</b>	0	1	0	1	2	0	1	21	7	33	

Table 21: District Court Mental Health Filings by Type, FY 2012

District	Court Location	Alcohol /Drugs	Developmentally Disabled	Evaluation	Involuntary	Long Term Certification	Long Term	Short Term	72 Hour Hold	Total	
					Medication Procedure		Change of Venue				
12	Alamosa	1	0	1	0	0	0	0	6	9	17
	Conejos	0	0	0	0	0	0	0	0	1	1
	Costilla	0	0	0	0	0	0	0	2	0	2
	Mineral	0	0	0	0	0	0	0	1	0	1
	Rio Grande	0	0	0	0	0	0	0	1	5	6
	Saguache	0	0	0	0	0	0	0	2	0	2
	<b>Total</b>	<b>1</b>	<b>0</b>	<b>1</b>	<b>0</b>	<b>0</b>	<b>0</b>	<b>0</b>	<b>12</b>	<b>15</b>	<b>29</b>
13	Kit Carson	1	0	1	0	0	0	0	2	10	14
	Logan	8	3	1	0	0	0	0	2	18	32
	Morgan	6	0	0	0	0	0	0	13	32	51
	Phillips	0	0	0	0	0	0	0	1	3	4
	Sedgwick	1	0	0	0	0	0	0	1	6	8
	Washington	0	0	0	0	0	0	0	1	1	2
	Yuma	0	0	0	0	0	0	0	1	8	9
<b>Total</b>	<b>16</b>	<b>3</b>	<b>2</b>	<b>0</b>	<b>0</b>	<b>0</b>	<b>0</b>	<b>21</b>	<b>78</b>	<b>120</b>	
14	Grand	0	0	0	0	0	0	0	4	1	5
	Moffat	0	0	0	0	0	0	0	1	0	1
	Routt	0	0	0	0	0	0	0	4	1	5
	<b>Total</b>	<b>0</b>	<b>0</b>	<b>0</b>	<b>0</b>	<b>0</b>	<b>0</b>	<b>0</b>	<b>9</b>	<b>2</b>	<b>11</b>
15	Baca	0	0	0	0	0	0	0	2	0	2
	Cheyenne	0	0	0	0	0	0	0	0	0	0
	Kiowa	0	0	0	0	0	0	0	0	0	0
	Prowers	0	0	1	0	0	0	0	0	3	4
	<b>Total</b>	<b>0</b>	<b>0</b>	<b>1</b>	<b>0</b>	<b>0</b>	<b>0</b>	<b>0</b>	<b>2</b>	<b>3</b>	<b>6</b>
16	Bent	0	0	0	0	0	0	0	3	0	3
	Crowley	0	0	0	0	0	0	0	3	0	3
	Otero	2	2	0	0	0	0	0	7	1	12
	<b>Total</b>	<b>2</b>	<b>2</b>	<b>0</b>	<b>0</b>	<b>0</b>	<b>0</b>	<b>0</b>	<b>13</b>	<b>1</b>	<b>18</b>
17	Adams	6	8	2	0	15	0	0	430	0	461
	Broomfield	0	0	1	0	0	0	0	37	0	38
	<b>Total</b>	<b>6</b>	<b>8</b>	<b>3</b>	<b>0</b>	<b>15</b>	<b>0</b>	<b>0</b>	<b>467</b>	<b>0</b>	<b>499</b>
18	Arapahoe	3	4	9	0	13	0	1	623	0	653
	Douglas	0	1	2	1	3	0	0	6	114	127
	Elbert	0	0	0	0	0	0	0	1	8	9
	Lincoln	1	0	0	0	0	0	0	2	5	8
	<b>Total</b>	<b>4</b>	<b>5</b>	<b>11</b>	<b>1</b>	<b>16</b>	<b>0</b>	<b>1</b>	<b>632</b>	<b>127</b>	<b>797</b>
19	Weld	8	0	0	0	0	0	0	292	0	300
20	Boulder	2	2	5	0	17	0	0	419	10	455
21	Mesa	3	4	0	0	0	0	0	486	0	493
22	Dolores	0	0	0	0	0	0	0	0	0	0
	Montezuma	0	0	2	0	0	0	1	0	24	27
	<b>Total</b>	<b>0</b>	<b>0</b>	<b>2</b>	<b>0</b>	<b>0</b>	<b>0</b>	<b>1</b>	<b>0</b>	<b>24</b>	<b>27</b>
<b>State Total</b>		<b>99</b>	<b>50</b>	<b>52</b>	<b>110</b>	<b>62</b>	<b>1</b>	<b>16</b>	<b>5,329</b>	<b>345</b>	<b>6,064</b>
<b>Percent State Total</b>		<b>2%</b>	<b>1%</b>	<b>1%</b>	<b>2%</b>	<b>1%</b>	<b>0%</b>	<b>0%</b>	<b>88%</b>	<b>6%</b>	<b>100%</b>

Table 22: District Court Probate Filings, FY 2012

District	Court Location	Ancillary Proceedings	Conservatorship/ Adult	Conservatorship/ Minor	Conservatorship/ Guardian Adult	Conservatorship/ Guardian Minor
1	Gilpin	3	0	1	0	0
	Jefferson	12	19	50	51	3
	<i>Total</i>	15	19	51	51	3
2	Denver Probate	20	34	14	43	3
3	Huerfano	9	0	0	1	0
	Las Animas	6	0	0	0	0
	<i>Total</i>	15	0	0	1	0
4	El Paso	18	27	35	48	2
	Teller	8	3	0	4	0
	<i>Total</i>	26	30	35	52	2
5	Clear Creek	4	0	2	0	0
	Eagle	27	2	0	1	0
	Lake	5	1	0	0	0
	Summit	12	0	4	0	0
	<i>Total</i>	48	3	6	1	0
6	Archuleta	16	0	2	1	0
	La Plata	26	2	2	5	0
	San Juan	3	0	0	0	0
	<i>Total</i>	45	2	4	6	0
7	Delta	1	0	2	3	0
	Gunnison	8	1	0	0	0
	Hinsdale	1	0	0	0	0
	Montrose	2	1	4	8	0
	Ouray	1	0	0	0	0
	San Miguel	5	0	0	0	0
	<i>Total</i>	18	2	6	11	0
8	Jackson	1	0	0	0	0
	Larimer	15	10	13	17	2
	<i>Total</i>	16	10	13	17	2
9	Garfield	7	3	2	4	1
	Pitkin	12	0	1	0	0
	Rio Blanco	3	0	0	0	0
	<i>Total</i>	22	3	3	4	1
10	Pueblo	20	8	6	17	0
11	Chaffee	4	1	0	5	0
	Custer	6	0	0	0	0
	Fremont	4	6	4	1	0
	Park	19	1	0	0	0
	<i>Total</i>	33	8	4	6	0



Table 22: District Court Probate Filings, FY 2012

District	Court Location	Determination of Heirship	Disclaimer	Estate	Foreign Protected Proceeding	Guardianship/ Adult	Guardianship/ Minor
1	Gilpin	0	0	1	0	1	0
	Jefferson	14	1	4	0	64	80
	<i>Total</i>	14	1	5	0	65	80
2	Denver Probate	2	1	1	0	100	43
3	Huerfano	0	0	0	0	0	2
	Las Animas	5	0	0	1	1	0
	<i>Total</i>	5	0	0	1	1	2
4	El Paso	1	0	1	0	107	80
	Teller	1	0	0	0	7	0
	<i>Total</i>	2	0	1	0	114	80
5	Clear Creek	0	0	7	0	1	1
	Eagle	0	0	0	0	1	5
	Lake	0	0	6	0	1	0
	Summit	0	1	0	0	1	1
	<i>Total</i>	0	1	13	0	4	7
6	Archuleta	0	0	0	0	3	2
	La Plata	7	0	0	1	6	3
	San Juan	0	0	0	0	0	0
	<i>Total</i>	7	0	0	1	9	5
7	Delta	0	0	0	0	3	5
	Gunnison	0	0	5	0	1	1
	Hinsdale	0	0	2	0	0	2
	Montrose	0	0	0	0	12	2
	Ouray	0	0	0	0	1	0
	San Miguel	0	0	0	0	2	2
	<i>Total</i>	0	0	7	0	19	12
8	Jackson	1	0	0	0	0	0
	Larimer	1	0	0	0	26	31
	<i>Total</i>	2	0	0	0	26	31
9	Garfield	1	0	0	0	5	3
	Pitkin	0	0	1	0	3	0
	Rio Blanco	0	0	4	0	0	0
	<i>Total</i>	1	0	5	0	8	3
10	Pueblo	4	0	1	0	40	15
11	Chaffee	0	0	0	1	3	1
	Custer	1	0	0	0	0	0
	Fremont	5	0	10	0	15	9
	Park	0	2	5	0	1	0
	<i>Total</i>	6	2	15	1	19	10

Table 22: District Court Probate Filings, FY 2012

District	Court Location	Insurance Benefit	Intestate Formal	Intestate Informal	Other	Personal Injury Settlement - Insurance	Personal Injury Settlement	Public Administrator Statement
1	Gilpin	0	1	7	0	0	0	0
	Jefferson	0	20	222	41	0	0	7
	<i>Total</i>	<i>0</i>	<i>21</i>	<i>229</i>	<i>41</i>	<i>0</i>	<i>0</i>	<i>7</i>
2	Denver Probate	0	43	271	25	0	0	48
3	Huerfano	0	1	11	0	0	0	0
	Las Animas	0	3	13	0	0	0	0
	<i>Total</i>	<i>0</i>	<i>4</i>	<i>24</i>	<i>0</i>	<i>0</i>	<i>0</i>	<i>0</i>
4	El Paso	0	28	187	27	0	0	0
	Teller	0	5	9	1	0	0	0
	<i>Total</i>	<i>0</i>	<i>33</i>	<i>196</i>	<i>28</i>	<i>0</i>	<i>0</i>	<i>0</i>
5	Clear Creek	0	0	3	0	0	0	0
	Eagle	0	1	18	0	0	0	0
	Lake	0	0	4	0	0	0	0
	Summit	0	2	6	0	0	0	0
	<i>Total</i>	<i>0</i>	<i>3</i>	<i>31</i>	<i>0</i>	<i>0</i>	<i>0</i>	<i>0</i>
6	Archuleta	0	0	10	0	0	0	0
	La Plata	0	4	25	0	0	0	0
	San Juan	0	0	1	0	0	0	0
	<i>Total</i>	<i>0</i>	<i>4</i>	<i>36</i>	<i>0</i>	<i>0</i>	<i>0</i>	<i>0</i>
7	Delta	0	1	17	0	0	0	0
	Gunnison	0	0	7	0	0	0	0
	Hinsdale	0	0	0	0	0	0	0
	Montrose	0	1	27	2	0	0	0
	Ouray	0	0	2	1	0	0	0
	San Miguel	0	2	3	0	0	0	0
	<i>Total</i>	<i>0</i>	<i>4</i>	<i>56</i>	<i>3</i>	<i>0</i>	<i>0</i>	<i>0</i>
8	Jackson	0	0	2	0	0	0	0
	Larimer	0	8	83	2	0	0	0
	<i>Total</i>	<i>0</i>	<i>8</i>	<i>85</i>	<i>2</i>	<i>0</i>	<i>0</i>	<i>0</i>
9	Garfield	0	3	22	1	0	0	0
	Pitkin	0	0	6	1	0	0	0
	Rio Blanco	0	0	3	1	0	0	0
	<i>Total</i>	<i>0</i>	<i>3</i>	<i>31</i>	<i>3</i>	<i>0</i>	<i>0</i>	<i>0</i>
10	Pueblo	0	20	93	13	0	0	11
11	Chaffee	0	2	3	0	0	0	0
	Custer	0	0	1	0	0	0	0
	Fremont	0	6	28	1	0	0	0
	Park	0	1	12	1	0	0	0
	<i>Total</i>	<i>0</i>	<i>9</i>	<i>44</i>	<i>2</i>	<i>0</i>	<i>0</i>	<i>0</i>

Table 22: District Court Probate Filings, FY 2012

District	Court Location	Registration of Foreign Order	Single Transaction	Small Estates	Special Administrator Formal	Special Administrator Informal
1	Gilpin	2	0	0	0	0
	Jefferson	0	30	0	3	5
	<i>Total</i>	2	30	0	3	5
2	Denver Probate	0	71	0	6	2
3	Huerfano	0	0	0	0	0
	Las Animas	0	1	0	1	0
	<i>Total</i>	0	1	0	1	0
4	El Paso	0	46	0	10	2
	Teller	0	1	0	1	0
	<i>Total</i>	0	47	0	11	2
5	Clear Creek	0	0	0	0	0
	Eagle	0	5	0	0	0
	Lake	0	0	0	0	0
	Summit	0	2	0	0	0
	<i>Total</i>	0	7	0	0	0
6	Archuleta	0	0	0	0	0
	La Plata	0	5	0	1	0
	San Juan	0	1	0	0	0
	<i>Total</i>	0	6	0	1	0
7	Delta	0	2	0	0	0
	Gunnison	0	0	0	0	0
	Hinsdale	0	0	0	0	0
	Montrose	0	5	0	1	0
	Ouray	0	0	0	0	0
	San Miguel	0	0	0	0	0
	<i>Total</i>	0	7	0	1	0
8	Jackson	0	0	0	0	0
	Larimer	2	9	0	0	0
	<i>Total</i>	2	9	0	0	0
9	Garfield	0	2	0	0	0
	Pitkin	0	0	0	1	0
	Rio Blanco	0	0	0	0	0
	<i>Total</i>	0	2	0	1	0
10	Pueblo	0	22	0	2	0
11	Chaffee	0	3	0	0	1
	Custer	0	0	0	0	0
	Fremont	0	3	0	0	0
	Park	0	0	0	0	0
	<i>Total</i>	0	6	0	0	1

Table 22: District Court Probate Filings, FY 2012

District	Court Location	Testate Formal	Testate Informal	Trust	Trust Registrations	Uniform Veterans Guardianship Act	Will Transfer	Total
1	Gilpin	0	4	0	0	0	0	20
	Jefferson	55	785	20	222	0	8	1,716
	<i>Total</i>	55	789	20	222	0	8	1,736
2	Denver Probate	117	729	62	420	0	5	2,060
3	Huerfano	0	21	0	2	0	0	47
	Las Animas	2	12	0	2	0	0	47
	<i>Total</i>	2	33	0	4	0	0	94
4	El Paso	60	614	26	156	1	0	1,476
	Teller	3	22	0	8	0	0	73
	<i>Total</i>	63	636	26	164	1	0	1,549
5	Clear Creek	1	9	0	2	0	0	30
	Eagle	0	22	0	15	0	0	97
	Lake	0	5	0	0	0	0	22
	Summit	1	19	1	6	0	0	56
	<i>Total</i>	2	55	1	23	0	0	205
6	Archuleta	3	18	0	0	0	0	55
	La Plata	8	50	4	11	0	0	160
	San Juan	0	0	0	0	0	0	5
	<i>Total</i>	11	68	4	11	0	0	220
7	Delta	5	61	1	12	0	1	114
	Gunnison	1	19	0	6	0	0	49
	Hinsdale	0	1	0	0	0	0	6
	Montrose	2	84	4	17	0	1	173
	Ouray	0	10	0	5	0	0	20
	San Miguel	0	4	0	3	0	0	21
	<i>Total</i>	8	179	5	43	0	2	383
8	Jackson	0	5	0	1	0	0	10
	Larimer	29	348	11	81	0	3	691
	<i>Total</i>	29	353	11	82	0	3	701
9	Garfield	1	36	1	14	0	0	106
	Pitkin	2	18	1	20	0	0	66
	Rio Blanco	2	12	0	0	0	0	25
	<i>Total</i>	5	66	2	34	0	0	197
10	Pueblo	25	221	1	30	0	1	550
11	Chaffee	4	38	1	8	0	0	75
	Custer	0	8	0	1	0	0	17
	Fremont	4	42	1	6	0	0	145
	Park	1	8	0	2	0	0	53
	<i>Total</i>	9	96	2	17	0	0	290

Table 22: District Court Probate Filings, FY 2012

District	Court Location	Ancillary Proceedings	Conservatorship/ Adult	Conservatorship/ Minor	Conservatorship/ Guardian Adult	Conservatorship/ Guardian Minor
12	Alamosa	1	0	1	0	0
	Conejos	1	1	1	0	0
	Costilla	31	1	0	0	0
	Mineral	1	0	0	0	0
	Rio Grande	4	2	3	0	0
	Saguache	1	0	0	0	0
	<i>Total</i>	39	4	5	0	0
13	Kit Carson	3	0	0	1	0
	Logan	6	0	1	1	0
	Morgan	2	1	2	0	0
	Phillips	0	0	0	0	0
	Sedgwick	1	0	0	1	0
	Washington	7	1	0	0	0
	Yuma	3	0	0	0	0
	<i>Total</i>	22	2	3	3	0
14	Grand	10	0	1	0	0
	Moffat	13	0	0	0	3
	Routt	12	0	1	0	1
	<i>Total</i>	35	0	2	0	4
15	Baca	6	1	0	0	0
	Cheyenne	7	0	0	0	0
	Kiowa	14	0	0	0	0
	Prowers	3	3	1	2	0
	<i>Total</i>	30	4	1	2	0
16	Bent	9	1	0	0	0
	Crowley	1	0	0	0	0
	Otero	0	2	3	3	0
	<i>Total</i>	10	3	3	3	0
17	Adams	8	8	27	22	0
	Broomfield	2	2	0	0	0
	<i>Total</i>	10	10	27	22	0
18	Arapahoe	9	20	34	40	2
	Douglas	14	2	29	26	0
	Elbert	4	0	2	0	0
	Lincoln	7	1	0	0	0
	<i>Total</i>	34	23	65	66	2
19	Weld	45	8	23	17	0
20	Boulder	10	10	20	31	3
21	Mesa	5	13	10	13	1
22	Dolores	0	0	1	1	0
	Montezuma	12	5	0	4	2
	<i>Total</i>	12	5	1	5	2
<i>State Total</i>		<b>530</b>	<b>201</b>	<b>302</b>	<b>371</b>	<b>23</b>
<i>Percent of State Total</i>		<b>4%</b>	<b>1%</b>	<b>2%</b>	<b>3%</b>	<b>0%</b>

Table 22: District Court Probate Filings, FY 2012

District	Court Location	Determination of			Foreign	Guardianship/	Guardianship/
		Heirship	Disclaimer	Estate	Protected Proceeding	Adult	Minor
12	Alamosa	1	0	0	0	4	3
	Conejos	1	0	0	0	3	0
	Costilla	1	0	1	0	1	1
	Mineral	0	0	0	0	0	0
	Rio Grande	0	0	3	0	3	2
	Saguache	2	0	0	0	1	0
	<i>Total</i>	5	0	4	0	12	6
13	Kit Carson	2	0	0	0	2	0
	Logan	3	0	0	0	3	0
	Morgan	16	0	6	0	7	3
	Phillips	0	0	0	0	0	0
	Sedgwick	0	0	5	0	0	0
	Washington	4	0	2	0	2	0
	Yuma	0	0	2	0	1	0
	<i>Total</i>	25	0	15	0	15	3
14	Grand	2	0	0	0	0	0
	Moffat	4	0	2	0	2	1
	Routt	2	0	10	0	0	3
	<i>Total</i>	8	0	12	0	2	4
15	Baca	4	0	1	0	1	0
	Cheyenne	4	0	0	0	0	0
	Kiowa	12	0	5	0	1	1
	Prowers	6	0	0	0	3	2
	<i>Total</i>	26	0	6	0	5	3
16	Bent	48	0	1	0	1	3
	Crowley	3	0	5	0	1	0
	Otero	1	0	1	0	2	9
	<i>Total</i>	52	0	7	0	4	12
17	Adams	1	0	0	1	48	44
	Broomfield	0	0	24	0	8	4
	<i>Total</i>	1	0	24	1	56	48
18	Arapahoe	3	0	1	0	59	87
	Douglas	0	0	0	0	8	16
	Elbert	0	0	0	0	3	1
	Lincoln	1	0	0	0	1	1
	<i>Total</i>	4	0	1	0	71	105
19	Weld	13	0	0	0	26	35
20	Boulder	0	0	3	0	34	15
21	Mesa	5	0	7	1	23	14
22	Dolores	3	0	0	0	1	1
	Montezuma	2	0	0	0	3	14
	<i>Total</i>	5	0	0	0	4	15
<i>State Total</i>		<b>187</b>	<b>5</b>	<b>127</b>	<b>5</b>	<b>657</b>	<b>548</b>
<i>Percent of State Total</i>		<b>1%</b>	<b>0%</b>	<b>1%</b>	<b>0%</b>	<b>5%</b>	<b>4%</b>

Table 22: District Court Probate Filings, FY 2012

District	Court Location	Insurance Benefit	Intestate Formal	Intestate Informal	Other	Personal Injury Settlement - Insurance	Personal Injury Settlement	Public Administrator Statement
12	Alamosa	0	1	7	1	0	0	0
	Conejos	0	5	7	0	0	0	0
	Costilla	0	1	12	0	0	0	0
	Mineral	0	0	0	0	0	0	0
	Rio Grande	0	0	13	1	0	0	0
	Saguache	0	0	6	0	0	0	0
	<i>Total</i>		0	7	45	2	0	0
13	Kit Carson	0	3	0	0	0	0	0
	Logan	0	3	11	0	0	0	0
	Morgan	0	1	11	4	0	0	0
	Phillips	0	0	4	0	0	0	0
	Sedgwick	0	0	1	0	0	0	0
	Washington	0	1	3	1	0	0	0
	Yuma	0	2	11	0	0	0	0
	<i>Total</i>		0	10	41	5	0	0
14	Grand	0	1	2	0	0	0	0
	Moffat	0	0	16	0	0	0	0
	Routt	0	1	10	0	0	0	0
	<i>Total</i>		0	2	28	0	0	0
15	Baca	0	3	2	0	0	0	0
	Cheyenne	0	1	3	0	0	0	0
	Kiowa	0	1	7	0	0	0	0
	Prowers	0	2	6	0	0	0	0
	<i>Total</i>		0	7	18	0	0	0
16	Bent	0	0	3	0	0	0	0
	Crowley	0	0	2	2	0	0	0
	Otero	0	6	29	0	0	0	0
	<i>Total</i>		0	6	34	2	0	0
17	Adams	0	20	128	7	0	0	0
	Broomfield	0	1	7	0	0	0	0
	<i>Total</i>		0	21	135	7	0	0
18	Arapahoe	0	30	200	7	0	0	0
	Douglas	0	7	47	0	0	0	0
	Elbert	0	1	11	0	0	0	0
	Lincoln	0	0	9	8	0	0	0
	<i>Total</i>		0	38	267	15	0	0
19	Weld	0	16	114	2	0	0	0
20	Boulder	0	14	75	4	0	0	0
21	Mesa	0	7	51	0	0	0	6
22	Dolores	0	1	4	0	0	0	0
	Montezuma	0	1	27	0	0	0	0
	<i>Total</i>		0	2	31	0	0	0
<i>State Total</i>		0	282	1,935	154	0	0	72
<i>Percent of State Total</i>		0%	2%	14%	1%	0%	0%	1%

Table 22: District Court Probate Filings, FY 2012

District	Court Location	Registration of Foreign Order	Single Transaction	Small Estates	Special Administrator Formal	Special Administrator Informal
12	Alamosa	0	1	0	0	0
	Conejos	0	1	0	0	0
	Costilla	0	0	0	0	0
	Mineral	0	0	0	0	0
	Rio Grande	0	0	0	0	0
	Saguache	0	0	0	0	0
	<i>Total</i>	<i>0</i>	<i>2</i>	<i>0</i>	<i>0</i>	<i>0</i>
13	Kit Carson	0	1	0	0	0
	Logan	0	0	0	0	0
	Morgan	0	2	0	0	0
	Phillips	0	1	0	0	0
	Sedgwick	0	0	0	0	0
	Washington	0	0	0	0	0
	Yuma	0	0	0	0	0
	<i>Total</i>	<i>0</i>	<i>4</i>	<i>0</i>	<i>0</i>	<i>0</i>
14	Grand	0	1	0	0	0
	Moffat	0	0	0	0	0
	Routt	0	1	0	0	0
	<i>Total</i>	<i>0</i>	<i>2</i>	<i>0</i>	<i>0</i>	<i>0</i>
15	Baca	0	0	0	0	0
	Cheyenne	0	1	0	0	0
	Kiowa	0	0	0	0	0
	Prowers	0	1	0	0	1
	<i>Total</i>	<i>0</i>	<i>2</i>	<i>0</i>	<i>0</i>	<i>1</i>
16	Bent	0	0	0	0	0
	Crowley	0	1	0	0	0
	Otero	0	1	0	0	0
	<i>Total</i>	<i>0</i>	<i>2</i>	<i>0</i>	<i>0</i>	<i>0</i>
17	Adams	0	28	0	7	0
	Broomfield	0	2	0	0	0
	<i>Total</i>	<i>0</i>	<i>30</i>	<i>0</i>	<i>7</i>	<i>0</i>
18	Arapahoe	0	36	0	4	0
	Douglas	0	26	0	1	0
	Elbert	0	2	0	0	0
	Lincoln	1	1	0	0	0
	<i>Total</i>	<i>1</i>	<i>65</i>	<i>0</i>	<i>5</i>	<i>0</i>
19	Weld	0	12	0	0	2
20	Boulder	0	22	0	3	1
21	Mesa	0	8	0	0	1
22	Dolores	0	0	0	0	0
	Montezuma	0	0	0	1	0
	<i>Total</i>	<i>0</i>	<i>0</i>	<i>0</i>	<i>1</i>	<i>0</i>
<i>State Total</i>		<i>5</i>	<i>357</i>	<i>0</i>	<i>42</i>	<i>15</i>
<i>Percent of State Total</i>		<i>0%</i>	<i>3%</i>	<i>0%</i>	<i>0%</i>	<i>0%</i>



Table 22: District Court Probate Filings, FY 2012

District	Court Location	Testate Formal	Testate Informal	Trust	Trust Registrations	Uniform Veterans Guardianship Act	Will Transfer	Total
12	Alamosa	1	15	0	1	0	0	37
	Conejos	0	2	0	0	0	0	22
	Costilla	3	10	0	0	0	0	62
	Mineral	0	1	0	0	0	0	2
	Rio Grande	1	15	0	2	0	0	49
	Saguache	1	8	0	0	0	0	19
	<i>Total</i>	6	51	0	3	0	0	191
13	Kit Carson	2	19	0	4	0	0	37
	Logan	2	32	0	11	0	0	73
	Morgan	17	38	1	2	0	0	113
	Phillips	0	16	0	1	0	0	22
	Sedgwick	0	4	0	1	0	0	13
	Washington	4	20	0	1	0	0	46
	Yuma	2	34	0	4	0	0	59
	<i>Total</i>	27	163	1	24	0	0	363
14	Grand	2	9	1	4	0	0	33
	Moffat	4	31	3	4	0	0	83
	Routt	1	20	0	18	0	0	80
	<i>Total</i>	7	60	4	26	0	0	196
15	Baca	2	17	0	5	0	0	42
	Cheyenne	1	12	0	1	0	0	30
	Kiowa	1	13	0	0	0	0	55
	Prowers	1	26	0	5	0	0	62
	<i>Total</i>	5	68	0	11	0	0	189
16	Bent	1	10	0	1	0	0	78
	Crowley	0	0	0	1	0	0	16
	Otero	10	38	1	1	0	0	107
	<i>Total</i>	11	48	1	3	0	0	201
17	Adams	45	277	13	45	0	1	730
	Broomfield	1	32	2	14	0	0	99
	<i>Total</i>	46	309	15	59	0	1	829
18	Arapahoe	35	635	19	227	0	6	1,454
	Douglas	21	187	10	105	0	0	499
	Elbert	2	18	1	7	0	0	52
	Lincoln	1	19	0	2	0	0	52
	<i>Total</i>	59	859	30	341	0	6	2,057
19	Weld	26	314	14	48	0	1	716
20	Boulder	27	327	30	171	0	1	801
21	Mesa	14	161	6	27	0	0	373
22	Dolores	1	4	0	1	0	0	18
	Montezuma	4	43	1	4	0	0	123
	<i>Total</i>	5	47	1	5	0	0	141
<i>State Total</i>		<b>559</b>	<b>5,632</b>	<b>236</b>	<b>1,768</b>	<b>1</b>	<b>28</b>	<b>14,042</b>
<i>Percent of State Total</i>		<b>4%</b>	<b>40%</b>	<b>2%</b>	<b>13%</b>	<b>0%</b>	<b>0%</b>	<b>100%</b>

# COUNTY COURT JUDGES

## FIRST JUDICIAL DISTRICT

Gilpin David R. Gloss  
Jefferson Bradley A. Burback  
Verna L. Carpenter  
John DeVita  
Susan L. Fisch  
Tammy K. Green  
Charles T. Hoppin  
K.J. Moore  
Mark M. Randall  
Thomas E. Vance

## DENVER COUNTY COURT

Denver Mary A. Celeste,  
Presiding Judge  
Andrew S. Armatas  
Johnny C. Barajas  
Larry L. Bohning  
James B. Brees  
Doris E. Burd  
Brian T. Campbell  
Robert B. Crew, Jr.  
Herbert H. Galchinsky  
Clarisse M. Gonzales  
Kerry S. Hada  
Alfred C. Harrell  
Claudia J. Jordan  
John M. Marcucci  
Aleene Ortiz-White  
Andre L. Rudolph  
Raymond N. Satter

## THIRD JUDICIAL DISTRICT

Huerfano Gary R. Stork  
Las Animas Bruce Billings

## FOURTH JUDICIAL DISTRICT

El Paso Christopher E. Acker  
Karla J. Hansen  
Larry D. Martin  
Marla R. Prudek  
Ann M. Rotolo  
Stephen J. Sletta  
Jonathan L. Walker  
Regina Walter  
Daniel S. Wilson  
Douglas J. Miles  
Teller Linda Billings-Vela (1)

## FIFTH JUDICIAL DISTRICT

Clear Creek Rachel Olguin-Fresquez  
Eagle Katharine T. Sullivan  
Lake Wayne Patton  
Summit Edward J. Casias

## SIXTH JUDICIAL DISTRICT

Archuleta James E. Denvir  
La Plata Martha T. Minot  
San Juan Lyndon K. Skinner

## SEVENTH JUDICIAL DISTRICT

Delta Sandra K. Miller  
Gunnison Ben F. Eden  
Hinsdale Alvin K. Lutz  
Montrose Julie Huffman (2)  
Jerry J. Montgomery  
Ouray David S. Westfall  
San Miguel Sharon E. Shuteran

## EIGHTH JUDICIAL DISTRICT

Jackson Cindy L. Wilson  
Larimer Christine A. Carney  
Thomas L. Lynch  
Robert A. Rand  
Peter Schoon  
Ronald L. Schultz

## NINTH JUDICIAL DISTRICT

Garfield Jonathan B. Pototsky  
Paul Metzger  
Pitkin Erin Fernandez-Ely  
Rio Blanco Laurie Anne Noble

## TENTH JUDICIAL DISTRICT

Pueblo Steven Bruce Fieldman  
Valerie V. Haynes (3)  
David Labato (4)

## ELEVENTH JUDICIAL DISTRICT

Chaffee William P. Alderton  
Custer Peter F. Michaelson  
Fremont Norman C. Cooling  
Park Brian L. Green

## TWELFTH JUDICIAL DISTRICT

Alamosa Daniel A. Walzl (5)  
Conejos Mary E. Garcia  
Costilla Kimberly Wood  
Mineral Frank S. Lentz  
Rio Grande Patrick H. Hayes Jr.  
Saguache Amanda K. Pearson

## THIRTEENTH JUDICIAL DISTRICT

Kit Carson Michael Grinnan  
Logan Robert B. Smith  
Morgan Michael J. Schingle  
Phillips David O. Colver  
Sedgwick James M. Wittler (6)  
Washington Carl S. McGuire  
Yuma Sara Marie Wagers-  
Johnson

## FOURTEENTH JUDICIAL DISTRICT

Grand Ben W. McClelland  
Moffat Sandra Gardner  
Routt James H. Garrecht

## FIFTEENTH JUDICIAL DISTRICT

Baca Debra M. Gunkel  
Cheyenne Gerald Keefe (7)  
Kiowa Gary W. Davis  
Prowers Larry E. Stutler

## SIXTEENTH JUDICIAL DISTRICT

Bent Mark A. MacDonnell  
Crowley Suzanne A. Grant  
Otero Douglas R. Manley

## SEVENTEENTH JUDICIAL DISTRICT

Adams Michael A. Cox  
Brian N. Bowen  
Robert S. Doyle  
Bryon L. Howell  
Leroy D. Kirby  
Dianna Roybal  
Sabino E. Romano  
Jeffrey L. Romeo  
Broomfield Amy Bockman

## EIGHTEENTH JUDICIAL DISTRICT

Arapahoe Addison L. Adams  
Alex R. Bencze  
Christine M. Chauche  
Dana E. Murray  
Anne M. Ollada  
Cheryl Rowels-Stokes (8)  
Robert C. Tobias  
Darren L. Vahle  
Douglas Lawrence R. Bowling  
Monica Jo Gomez  
Susanna Meissner-Cutler  
Elbert Palmer L. Boyette  
Lincoln Truston Lee Fisher

## NINETEENTH JUDICIAL DISTRICT

Weld John J. Briggs  
Michele L. Meyer  
Dana J. Nichols  
Charles S. Unfug

## TWENTIETH JUDICIAL DISTRICT

Boulder David A. Archuleta  
Noel E. Blum  
Carolyn Hoyer Enichen  
Karolyn V. Quevli  
Norma A. Sierra  
John F. Stavely

## TWENTY-FIRST JUDICIAL DISTRICT

Mesa Craig P. Henderson  
Gretchen Buck Larson  
Bruce R. Raaum

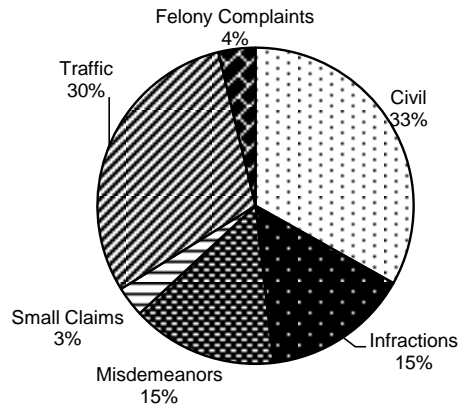
## TWENTY-SECOND JUDICIAL DISTRICT

Dolores Ernest Dale Boyd  
Montezuma JenniLynn E. Lawrence

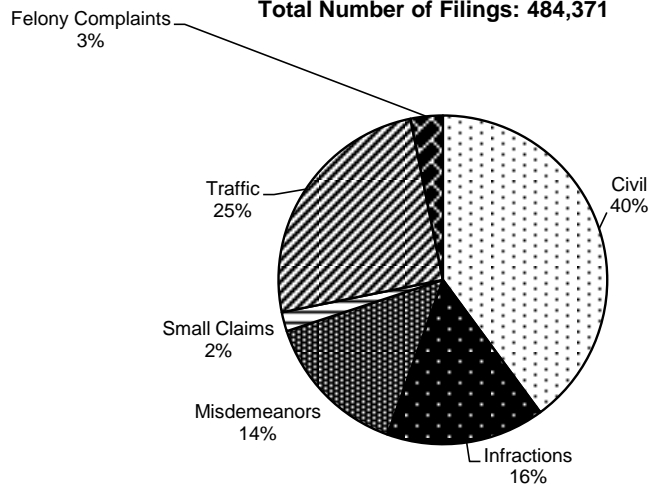
- (1) Replaced Hon. Jackson L. Peters, Jr.
- (2) Replaced Hon. Diana Barber
- (3) Replaced Hon. Kathleen K. Hearn
- (4) Replaced Hon. Ernest J. Ruybalid
- (5) Replaced Hon. Michael A. Gonzales
- (6) Replaced Hon. Max E. Carlson
- (7) Replaced Hon. Clifford E. Mays
- (8) Replaced Hon. Ethan D. Feldman

**County Court Case Filings -- Proportion of Cases by Type  
Ten Year Comparison**

**Chart 3: Filings, FY 2003**  
**Total Number of Filings: 498,515**



**Chart 4: Filings, FY 2012**  
**Total Number of Filings: 484,371**



**Table 23: County Court Filings, Terminations, and Percent Change: FY 2011, FY 2012  
(Does not include Denver County Court)**

<b>Filings Compared to Previous Year</b>			
<b>Case Class</b>	<b>FY11</b>	<b>FY12</b>	<b>Percent Change</b>
Civil	200,250	193,282	-3.48%
Infractions	84,610	75,464	-10.81%
Misdemeanors	67,137	70,068	4.37%
Small Claims	9,629	9,117	-5.32%
Traffic	126,788	121,112	-4.48%
Felony Complaints	16,851	15,328	-9.04%
<b>Total</b>	<b>505,265</b>	<b>484,371</b>	<b>-4.14%</b>

<b>Terminations Compared to Previous Year</b>			
<b>Case Class</b>	<b>FY11</b>	<b>FY12</b>	<b>Percent Change</b>
Civil	199,308	192,635	-3.35%
Infractions	87,072	76,228	-12.45%
Misdemeanors	68,187	67,482	-1.03%
Small Claims	9,707	9,244	-4.77%
Traffic	135,046	124,842	-7.56%
Felony Complaints	16,851	15,328	-9.04%
<b>Total with Felony Complaints</b>	<b>516,171</b>	<b>485,759</b>	<b>-5.89%</b>
<b>Total without Felony Complaints</b>	<b>499,320</b>	<b>470,431</b>	<b>-5.79%</b>

**Table 24: County Court Caseload FY 2003 to FY 2012  
(Does not include Denver County Court)**

	<b>FY03</b>	<b>FY04</b>	<b>FY05</b>	<b>FY06</b>	<b>FY07</b>	<b>FY08</b>	<b>FY09</b>	<b>FY10</b>	<b>FY11</b>	<b>FY12</b>
<b>CIVIL</b>										
New Cases Filed	165,210	165,324	175,847	176,244	184,994	198,229	202,958	206,954	200,250	193,282
Cases Terminated	162,492	165,761	174,773	176,714	181,463	193,836	200,895	205,545	199,308	192,635
<b>INFRACTIONS</b>										
New Cases Filed	74,947	82,732	107,780	101,386	95,421	96,483	100,804	95,557	84,610	75,464
Cases Terminated	73,597	82,382	103,978	105,440	95,218	96,681	99,055	95,786	87,072	76,228
<b>MISDEMEANORS</b>										
New Cases Filed	74,367	74,779	72,607	75,703	74,094	74,136	73,605	69,695	67,137	70,068
Cases Terminated	72,932	74,168	71,386	74,938	73,451	78,886	74,147	69,232	68,187	67,482
<b>SMALL CLAIMS</b>										
New Cases Filed	15,438	14,292	13,588	13,380	12,880	12,600	12,266	11,097	9,619	9,117
Cases Terminated	15,036	15,113	14,005	13,329	12,933	12,778	12,337	11,010	9,707	9,244
<b>TRAFFIC</b>										
New Cases Filed	149,720	159,413	167,488	168,155	165,298	162,729	155,235	141,493	126,788	121,112
Cases Terminated	144,555	156,139	161,433	165,823	162,482	174,678	160,307	146,373	135,046	124,842
<b>FELONY COMPLAINTS (a)</b>	18,833	17,554	18,137	21,268	18,510	18,393	17,235	16,795	16,851	15,328
<b>TOTAL</b>										
<b>New Cases Filed</b>	<b>498,515</b>	<b>514,094</b>	<b>555,447</b>	<b>556,136</b>	<b>551,197</b>	<b>580,963</b>	<b>562,103</b>	<b>541,591</b>	<b>505,265</b>	<b>484,371</b>
<b>Cases Terminated (b)</b>	<b>468,612</b>	<b>493,563</b>	<b>525,575</b>	<b>536,244</b>	<b>525,547</b>	<b>556,859</b>	<b>546,741</b>	<b>527,946</b>	<b>499,320</b>	<b>470,431</b>

(a) Felony complaints represent the number of criminal cases, docketed as (CR), that begin in county court. The processing of felony cases varies between locations. The counties processing CR cases hear advisements. Some counties do preliminary hearings in county court before moving the case to district court for completion of the felony process. The case can also be reduced to a misdemeanor and remain in county court. The cases retain the same docket number in either county or district court.

(b) Does not include felony complaints.

Table 25: County Court Filings, Terminations, and Percent Change: FY 2011, FY 2012

District	Filings			Terminations(b)		
	FY11	FY12	Percent Change	FY11	FY12	Percent Change
1	57,910	57,204	-1.22%	54,787	53,741	-1.91%
2(a)	196,063	173,821	-11.34%	n/a	n/a	n/a
3	5,238	4,409	-15.83%	5,306	4,863	-8.35%
4	75,516	70,774	-6.28%	77,775	71,327	-8.29%
5	13,935	13,998	0.45%	13,628	13,781	1.12%
6	7,268	6,980	-3.96%	7,032	6,593	-6.24%
7	10,938	9,950	-9.03%	10,480	9,321	-11.06%
8	27,001	27,118	0.43%	35,022	27,290	-22.08%
9	9,847	10,458	6.20%	9,943	10,161	2.19%
10	18,582	17,922	-3.55%	18,991	17,981	-5.32%
11	9,626	8,990	-6.61%	9,831	8,940	-9.06%
12	9,110	7,917	-13.10%	7,619	7,468	-1.98%
13	9,632	8,720	-9.47%	9,908	8,661	-12.59%
14	6,516	6,847	5.08%	6,170	6,332	2.63%
15	4,949	4,623	-6.59%	4,898	4,532	-7.47%
16	4,142	3,735	-9.83%	4,080	3,660	-10.29%
17	67,943	67,456	-0.72%	64,940	63,604	-2.06%
18	93,758	87,993	-6.15%	87,964	83,475	-5.10%
19	28,516	25,385	-10.98%	27,660	26,424	-4.47%
20	22,314	22,333	0.09%	20,250	20,647	1.96%
21	18,810	17,903	-4.82%	19,582	18,211	-7.00%
22	3,714	3,656	-1.56%	3,454	3,419	-1.01%
<b>State Total Without Denver County Court</b>	<b>505,265</b>	<b>484,371</b>	<b>-4.14%</b>	<b>499,320</b>	<b>470,431</b>	<b>-5.79%</b>
<b>State Total</b>	<b>701,328</b>	<b>658,192</b>	<b>-6.15%</b>	<b>n/a</b>	<b>n/a</b>	<b>n/a</b>

(a) Denver County Court statistics are based on FY 07.01.11 - 06.30.12.

(b) Does not include felony complaints.

Table 26: County Court Filings and Terminations, FY 2012

District	Court Location	Civil		Felony		Misdemeanor		Infractions	
		Filings	Term.	Filings	Term.	Filings	Term.	Filings	Term.
1	Gilpin	209	202	108	108	571	556	238	222
	Jefferson	24,045	23,717	3,323	3,323	6,740	6,601	6,838	7,044
	<b>Total</b>	<b>24,254</b>	<b>23,919</b>	<b>3,431</b>	<b>3,431</b>	<b>7,311</b>	<b>7,157</b>	<b>7,076</b>	<b>7,266</b>
2	Denver(a)	30,842	n/a <sup>(b)</sup>	3,783	n/a <sup>(b)</sup>	12,780	n/a <sup>(b)</sup>	n/a <sup>(c)</sup>	n/a <sup>(b)</sup>
3	Huerfano	201	210	30	30	332	353	411	460
	Las Animas	643	668	22	22	649	624	766	768
	<b>Total</b>	<b>844</b>	<b>878</b>	<b>52</b>	<b>52</b>	<b>981</b>	<b>977</b>	<b>1,177</b>	<b>1,228</b>
4	El Paso	32,629	32,533	199	199	8,766	8,860	10,151	10,257
	Teller	675	724	5	5	471	467	445	460
	<b>Total</b>	<b>33,304</b>	<b>33,257</b>	<b>204</b>	<b>204</b>	<b>9,237</b>	<b>9,327</b>	<b>10,596</b>	<b>10,717</b>
5	Clear Creek	231	231	78	78	382	348	779	784
	Eagle-Basalt	46	47	1	1	110	89	210	209
	Eagle Lake	1,104	1,116	336	336	898	797	1,296	1,349
	Summit	291	300	54	54	330	291	173	158
	<b>Total</b>	<b>2,319</b>	<b>2,360</b>	<b>635</b>	<b>635</b>	<b>2,348</b>	<b>2,208</b>	<b>3,574</b>	<b>3,580</b>
6	Archuleta	444	452	70	70	176	151	367	368
	La Plata	1,593	1,510	143	143	952	863	910	967
	San Juan	12	14	9	9	32	32	34	30
	<b>Total</b>	<b>2,049</b>	<b>1,976</b>	<b>222</b>	<b>222</b>	<b>1,160</b>	<b>1,046</b>	<b>1,311</b>	<b>1,365</b>
7	Delta	955	986	170	170	544	544	469	484
	Gunnison	324	352	118	118	331	340	378	373
	Hinsdale	18	10	9	9	12	12	19	21
	Montrose-Nucla	58	55	7	7	84	87	50	50
	Montrose	1,349	1,283	258	258	832	785	604	583
	Ouray	94	95	9	9	66	61	179	182
	San Miguel	145	158	55	55	133	141	62	61
	<b>Total</b>	<b>2,943</b>	<b>2,939</b>	<b>626</b>	<b>626</b>	<b>2,002</b>	<b>1,970</b>	<b>1,761</b>	<b>1,754</b>
8	Jackson	29	31	1	1	50	38	64	64
	Larimer	7,804	7,779	46	46	3,961	3,869	3,463	3,622
	Larimer-Loveland	2,571	2,562	0	0	2,135	1,999	0	2
	<b>Total</b>	<b>10,404</b>	<b>10,372</b>	<b>47</b>	<b>47</b>	<b>6,146</b>	<b>5,906</b>	<b>3,527</b>	<b>3,688</b>
9	Garfield	1,048	1,079	101	101	659	592	737	718
	Garfield-Rifle	1,174	1,152	0	0	700	649	624	624
	Pitkin	263	308	3	3	210	229	143	139
	Rio Blanco-Meeker	138	154	10	10	92	96	359	365
	Rio Blanco-Rangely	54	48	0	0	104	88	127	135
<b>Total</b>	<b>2,677</b>	<b>2,741</b>	<b>114</b>	<b>114</b>	<b>1,765</b>	<b>1,654</b>	<b>1,990</b>	<b>1,981</b>	
10	Pueblo	8,964	9,033	0	0	2,932	2,839	1,981	2,022
11	Chaffee	457	437	10	10	521	524	721	728
	Custer	96	106	1	1	60	75	170	168
	Fremont	1,636	1,609	13	13	905	936	990	938
	Park	457	438	4	4	366	337	506	496
<b>Total</b>	<b>2,646</b>	<b>2,590</b>	<b>28</b>	<b>28</b>	<b>1,852</b>	<b>1,872</b>	<b>2,387</b>	<b>2,330</b>	

(a) Denver County Court filings based on FY 07.01.11 - 06.30.12.

(b) Termination numbers are not available.

(c) Denver County Traffic and Infraction cases are combined.

(d) Termination totals do not include Felony Complaint.

Table 26: County Court Filings and Terminations, FY 2012

District	Court Location	Small Claims		Traffic		Total	
		Filings	Term.	Filings	Term.	Filings	Term.(d)
1	Gilpin	15	13	698	694	1,839	1,687
	Jefferson	1,114	1,143	13,305	13,549	55,365	52,054
	<b>Total</b>	<b>1,129</b>	<b>1,156</b>	<b>14,003</b>	<b>14,243</b>	<b>57,204</b>	<b>53,741</b>
2	Denver(a)	1,224	n/a <sup>(b)</sup>	125,192	n/a <sup>(b)</sup>	173,821	0
3	Huerfano	25	29	393	654	1,392	1,706
	Las Animas	40	37	897	1,060	3,017	3,157
	<b>Total</b>	<b>65</b>	<b>66</b>	<b>1,290</b>	<b>1,714</b>	<b>4,409</b>	<b>4,863</b>
4	El Paso	1,405	1,416	15,334	15,957	68,484	69,023
	Teller	54	49	640	604	2,290	2,304
	<b>Total</b>	<b>1,459</b>	<b>1,465</b>	<b>15,974</b>	<b>16,561</b>	<b>70,774</b>	<b>71,327</b>
5	Clear Creek	22	24	1,196	1,157	2,688	2,544
	Eagle-Basalt	24	23	186	179	577	547
	Eagle	228	240	1,687	1,770	5,549	5,272
	Lake	10	12	348	335	1,206	1,096
	Summit	100	97	1,321	1,796	3,978	4,322
	<b>Total</b>	<b>384</b>	<b>396</b>	<b>4,738</b>	<b>5,237</b>	<b>13,998</b>	<b>13,781</b>
6	Archuleta	26	32	285	254	1,368	1,257
	La Plata	106	100	1,784	1,792	5,488	5,232
	San Juan	0	0	37	28	124	104
	<b>Total</b>	<b>132</b>	<b>132</b>	<b>2,106</b>	<b>2,074</b>	<b>6,980</b>	<b>6,593</b>
7	Delta	81	80	761	751	2,980	2,845
	Gunnison	38	47	393	440	1,582	1,552
	Hinsdale	1	1	18	24	77	68
	Montrose-Nucla	5	6	37	40	241	238
	Montrose	91	85	853	865	3,987	3,601
	Ouray	10	10	117	103	475	451
	San Miguel	32	32	181	174	608	566
	<b>Total</b>	<b>258</b>	<b>261</b>	<b>2,360</b>	<b>2,397</b>	<b>9,950</b>	<b>9,321</b>
8	Jackson	9	9	107	78	260	220
	Larimer	509	515	3,976	4,221	19,759	20,006
	Larimer-Loveland	0	0	2,393	2,501	7,099	7,064
	<b>Total</b>	<b>518</b>	<b>524</b>	<b>6,476</b>	<b>6,800</b>	<b>27,118</b>	<b>27,290</b>
9	Garfield	157	164	1,587	1,489	4,289	4,042
	Garfield-Rifle	65	65	1,086	1,048	3,649	3,538
	Pitkin	84	91	422	419	1,125	1,186
	Rio Blanco-Meeker	17	16	296	294	912	925
	Rio Blanco-Rangely	18	21	180	178	483	470
	<b>Total</b>	<b>341</b>	<b>357</b>	<b>3,571</b>	<b>3,428</b>	<b>10,458</b>	<b>10,161</b>
10	Pueblo	315	309	3,730	3,778	17,922	17,981
11	Chaffee	43	47	282	294	2,034	2,030
	Custer	12	9	53	53	392	411
	Fremont	102	113	1,091	1,124	4,737	4,720
	Park	37	36	457	472	1,827	1,779
	<b>Total</b>	<b>194</b>	<b>205</b>	<b>1,883</b>	<b>1,943</b>	<b>8,990</b>	<b>8,940</b>

(a) Denver County Court filings based on FY 07.01.11 - 06.30.12.

(b) Termination numbers are not available.

(c) Denver County Traffic and Infraction cases are combined.

(d) Termination totals do not include Felony Complaint.



Table 26: County Court Filings and Terminations, FY 2012

District	Court Location	Civil		Felony		Misdemeanor		Infractions	
		Filings	Term.	Filings	Term.	Filings	Term.	Filings	Term.
12	Alamosa	614	584	326	326	591	590	500	524
	Conejos	201	207	58	58	169	148	180	200
	Costilla	85	81	51	51	86	90	370	391
	Mineral	13	13	9	9	34	26	380	376
	Rio Grande	425	430	141	141	313	320	482	498
	Saguache	114	115	52	52	128	118	197	203
	<b>Total</b>	<b>1,452</b>	<b>1,430</b>	<b>637</b>	<b>637</b>	<b>1,321</b>	<b>1,292</b>	<b>2,109</b>	<b>2,192</b>
13	Kit Carson	201	183	20	20	151	134	231	238
	Logan	673	678	16	16	401	427	648	680
	Morgan	1,112	1,161	22	22	455	494	630	640
	Phillips	106	107	1	1	47	42	25	24
	Sedgwick	76	77	0	0	64	61	158	148
	Washington	98	99	0	0	88	96	301	293
	Yuma	276	261	6	6	154	152	90	93
<b>Total</b>	<b>2,542</b>	<b>2,566</b>	<b>65</b>	<b>65</b>	<b>1,360</b>	<b>1,406</b>	<b>2,083</b>	<b>2,116</b>	
14	Grand	410	456	114	114	405	375	287	250
	Moffat	506	545	176	176	432	412	411	404
	Routt	509	540	159	159	741	692	717	688
	<b>Total</b>	<b>1,425</b>	<b>1,541</b>	<b>449</b>	<b>449</b>	<b>1,578</b>	<b>1,479</b>	<b>1,415</b>	<b>1,342</b>
15	Baca	94	86	1	1	52	57	186	204
	Cheyenne	50	47	2	2	29	29	214	217
	Kiowa	43	43	3	3	27	26	290	294
	Prowers	439	464	10	10	487	450	939	948
	<b>Total</b>	<b>626</b>	<b>640</b>	<b>16</b>	<b>16</b>	<b>595</b>	<b>562</b>	<b>1,629</b>	<b>1,663</b>
16	Bent	156	138	7	7	121	125	113	112
	Crowley	112	111	4	4	66	60	277	302
	Otero	883	781	35	35	518	550	523	474
	<b>Total</b>	<b>1,151</b>	<b>1,030</b>	<b>46</b>	<b>46</b>	<b>705</b>	<b>735</b>	<b>913</b>	<b>888</b>
17	Adams	27,815	27,695	3,039	3,039	7,421	6,621	9,049	8,841
	Broomfield	1,811	1,800	250	250	375	405	500	507
	<b>Total</b>	<b>29,626</b>	<b>29,495</b>	<b>3,289</b>	<b>3,289</b>	<b>7,796</b>	<b>7,026</b>	<b>9,549</b>	<b>9,348</b>
18	Arapahoe-Centennial	1,223	1,212	2,280	2,280	6,076	5,158	7,254	7,331
	Arapahoe-Littleton	29,578	29,693	0	0	0	49	0	0
	Douglas	7,835	6,620	636	636	2,649	2,617	5,431	5,617
	Elbert	476	468	75	75	160	152	554	565
	Lincoln	142	145	37	37	161	155	442	432
	<b>Total</b>	<b>39,254</b>	<b>38,138</b>	<b>3,028</b>	<b>3,028</b>	<b>9,046</b>	<b>8,131</b>	<b>13,681</b>	<b>13,945</b>
19	Weld	10,386	11,055	144	144	3,527	3,538	3,636	3,653
20	Boulder	5,962	6,038	1,930	1,930	3,337	3,361	1,577	1,594
	Boulder-Longmont	1,738	1,790	0	0	968	996	558	564
	<b>Total</b>	<b>7,700</b>	<b>7,828</b>	<b>1,930</b>	<b>1,930</b>	<b>4,305</b>	<b>4,357</b>	<b>2,135</b>	<b>2,158</b>
21	Mesa	7,724	7,814	66	66	3,351	3,298	2,439	2,496
22	Dolores	64	68	3	3	33	42	64	72
	Montezuma	928	965	296	296	717	660	431	424
	<b>Total</b>	<b>992</b>	<b>1,033</b>	<b>299</b>	<b>299</b>	<b>750</b>	<b>702</b>	<b>495</b>	<b>496</b>
<b>State Total Without Denver County Court</b>		<b>193,282</b>	<b>192,635</b>	<b>15,328</b>	<b>15,328</b>	<b>70,068</b>	<b>67,482</b>	<b>75,464</b>	<b>76,228</b>
<b>State Total With Denver County Court</b>		<b>224,124</b>	<b>n/a<sup>(b)</sup></b>	<b>19,111</b>	<b>n/a<sup>(b)</sup></b>	<b>82,848</b>	<b>n/a<sup>(b)</sup></b>	<b>n/a<sup>(c)</sup></b>	<b>n/a<sup>(b)</sup></b>

(a) Denver County Court filings based on FY 07.01.11 - 06.30.12.

(b) Termination numbers are not available.

(c) Denver County Traffic and Infraction cases are combined.

(d) Termination totals do not include Felony Complaint.

Table 26: County Court Filings and Terminations, FY 2012

District	Court Location	Small Claims		Traffic		Total	
		Filings	Term.	Filings	Term.	Filings	Term.(d)
12	Alamosa	42	41	814	949	2,887	2,688
	Conejos	13	14	226	243	847	812
	Costilla	6	8	184	189	782	759
	Mineral	1	1	150	145	587	561
	Rio Grande	22	24	679	679	2,062	1,951
	Saguache	9	12	252	249	752	697
	<b>Total</b>	<b>93</b>	<b>100</b>	<b>2,305</b>	<b>2,454</b>	<b>7,917</b>	<b>7,468</b>
13	Kit Carson	26	27	253	226	882	808
	Logan	40	39	719	704	2,497	2,528
	Morgan	61	67	910	891	3,190	3,253
	Phillips	6	8	55	51	240	232
	Sedgwick	11	14	115	91	424	391
	Washington	15	16	215	202	717	706
	Yuma	37	36	207	201	770	743
<b>Total</b>	<b>196</b>	<b>207</b>	<b>2,474</b>	<b>2,366</b>	<b>8,720</b>	<b>8,661</b>	
14	Grand	53	44	553	502	1,822	1,627
	Moffat	52	54	474	491	2,051	1,906
	Routt	75	76	773	803	2,974	2,799
	<b>Total</b>	<b>180</b>	<b>174</b>	<b>1,800</b>	<b>1,796</b>	<b>6,847</b>	<b>6,332</b>
15	Baca	17	17	173	136	523	500
	Cheyenne	14	13	92	73	401	379
	Kiowa	5	6	89	108	457	477
	Prowers	44	53	1,323	1,261	3,242	3,176
	<b>Total</b>	<b>80</b>	<b>89</b>	<b>1,677</b>	<b>1,578</b>	<b>4,623</b>	<b>4,532</b>
16	Bent	15	18	111	126	523	519
	Crowley	25	25	107	120	591	618
	Otero	72	75	590	643	2,621	2,523
	<b>Total</b>	<b>112</b>	<b>118</b>	<b>808</b>	<b>889</b>	<b>3,735</b>	<b>3,660</b>
17	Adams	788	795	14,971	15,325	63,083	59,277
	Broomfield	83	95	1,354	1,520	4,373	4,327
	<b>Total</b>	<b>871</b>	<b>890</b>	<b>16,325</b>	<b>16,845</b>	<b>67,456</b>	<b>63,604</b>
18	Arapahoe-Centennial	1	0	15,221	15,311	32,055	29,012
	Arapahoe-Littleton	1,119	1,138	0	180	30,697	31,060
	Douglas	370	354	5,481	5,502	22,402	20,710
	Elbert	44	42	352	377	1,661	1,604
	Lincoln	19	20	377	337	1,178	1,089
	<b>Total</b>	<b>1,553</b>	<b>1,554</b>	<b>21,431</b>	<b>21,707</b>	<b>87,993</b>	<b>83,475</b>
19	Weld	440	452	7,252	7,726	25,385	26,424
20	Boulder	419	432	4,245	4,219	17,470	15,644
	Boulder-Longmont	0	0	1,599	1,653	4,863	5,003
	<b>Total</b>	<b>419</b>	<b>432</b>	<b>5,844</b>	<b>5,872</b>	<b>22,333</b>	<b>20,647</b>
21	Mesa	319	304	4,004	4,299	17,903	18,211
22	Dolores	5	7	62	55	231	244
	Montezuma	54	46	999	1,080	3,425	3,175
	<b>Total</b>	<b>59</b>	<b>53</b>	<b>1,061</b>	<b>1,135</b>	<b>3,656</b>	<b>3,419</b>
<b>State Total Without Denver County Court</b>		<b>9,117</b>	<b>9,244</b>	<b>121,112</b>	<b>124,842</b>	<b>484,371</b>	<b>470,431</b>
<b>State Total With Denver County Court</b>		<b>10,341</b>	<b>n/a<sup>(b)</sup></b>	<b>246,304</b>	<b>n/a<sup>(b)</sup></b>	<b>658,192</b>	<b>470,431</b>

(a) Denver County Court filings based on FY 07.01.11 - 06.30.12.

(b) Termination numbers are not available.

(c) Denver County Traffic and Infraction cases are combined.

(d) Termination totals do not include Felony Complaint.

Table 27: Court and Jury Trials for County Court, FY 2012

District	Court Location	Civil		Misdemeanor		Small Claims	Traffic		Infractions	Total*	
		Court Trials	Jury Trials	Court Trials	Jury Trials	Court Trials	Court Trials	Jury Trials	Final Hearings	Court Trials	Jury Trials
1	Gilpin	2	0	0	6	6	0	2	8	8	8
	Jefferson	61	0	22	105	229	30	46	205	342	151
	<b>Total</b>	63	0	22	111	235	30	48	213	350	159
3	Huerfano	1	0	1	3	12	2	0	38	16	3
	Las Animas	5	0	9	1	18	0	0	17	32	1
	<b>Total</b>	6	0	10	4	30	2	0	55	48	4
4	El Paso	144	3	2	87	166	6	49	991	318	139
	Teller	1	0	2	7	3	1	4	63	7	11
	<b>Total</b>	145	3	4	94	169	7	53	1,054	325	150
5	Clear Creek	4	0	4	4	5	1	2	30	14	6
	Eagle-Basalt	8	0	4	0	13	0	1	0	25	1
	Eagle Lake	17	0	0	3	88	1	6	94	106	9
	Summit	1	0	1	0	2	1	0	3	5	0
	<b>Total</b>	7	0	2	3	22	5	6	61	36	9
6	Archuleta	4	0	1	2	24	0	2	57	29	4
	La Plata	26	0	0	8	26	2	10	177	54	18
	San Juan	0	0	0	1	0	0	0	6	0	1
	<b>Total</b>	30	0	1	11	50	2	12	240	83	23
	Delta	11	0	1	3	28	2	3	20	42	6
7	Gunnison	4	0	0	1	24	4	3	42	32	4
	Hinsdale	0	0	0	0	0	0	0	0	0	0
	Montrose	9	1	4	3	64	5	0	64	82	4
	Montrose-Nucla	2	0	3	1	2	0	0	11	7	1
	Ouray	0	0	2	1	4	1	0	11	7	1
	San Miguel	0	0	0	0	8	0	0	7	8	0
	<b>Total</b>	26	1	10	9	130	12	6	155	178	16
	8	Jackson	0	0	0	0	2	1	0	0	3
Larimer		42	0	6	31	187	2	10	188	237	41
Larimer-Loveland		11	0	5	11	0	1	9	0	17	20
<b>Total</b>		53	0	11	42	189	4	19	188	257	61
9	Garfield	2	0	0	3	49	0	4	29	51	7
	Garfield-Rifle	14	1	4	3	17	2	1	80	37	5
	Pitkin	7	0	1	2	32	0	2	19	40	4
	Rio Blanco	0	0	0	0	5	0	0	10	5	0
	Rio Blanco-Meeker	1	0	1	2	6	0	1	0	8	3
<b>Total</b>	24	1	6	10	109	2	8	138	141	19	
10	Pueblo	138	1	4	40	114	1	10	455	257	51
11	Chaffee	4	0	0	0	14	1	1	11	19	1
	Custer	2	0	0	1	7	2	0	12	11	1
	Fremont	27	0	3	4	19	4	4	82	53	8
	Park	8	0	2	1	13	2	0	31	25	1
	<b>Total</b>	41	0	5	6	53	9	5	136	108	11

\*Does not include Infractions Final Hearings.

Table 27: Court and Jury Trials for County Court, FY 2012

District	Court Location	Civil		Misdemeanor		Small Claims	Traffic		Infractions	Total*	
		Court Trials	Jury Trials	Court Trials	Jury Trials	Court Trials	Court Trials	Jury Trials	Final Hearings	Court Trials	Jury Trials
12	Alamosa	1	0	1	4	7	0	2	33	9	6
	Conejos	0	0	0	0	0	0	0	31	0	0
	Costilla	1	0	4	2	3	1	1	27	9	3
	Mineral	0	0	0	0	0	1	1	19	1	1
	Rio Grande	2	0	0	2	0	0	2	19	2	4
	Saguache	2	0	1	1	4	1	0	15	8	1
	<b>Total</b>	<b>6</b>	<b>0</b>	<b>6</b>	<b>9</b>	<b>14</b>	<b>3</b>	<b>6</b>	<b>144</b>	<b>29</b>	<b>15</b>
13	Kit Carson	0	0	0	0	2	0	0	6	2	0
	Logan	1	0	0	9	9	0	2	32	10	11
	Morgan	8	0	3	12	38	3	5	14	52	17
	Phillips	3	0	0	1	4	0	2	2	7	3
	Sedgwick	2	0	1	0	5	0	0	2	8	0
	Washington	2	0	0	2	8	0	2	12	10	4
	Yuma	0	0	0	3	5	1	1	6	6	4
	<b>Total</b>	<b>16</b>	<b>0</b>	<b>4</b>	<b>27</b>	<b>71</b>	<b>4</b>	<b>12</b>	<b>74</b>	<b>95</b>	<b>39</b>
14	Grand	3	0	1	13	12	1	9	16	17	22
	Moffat	4	0	0	3	6	1	7	12	11	10
	Routt	5	0	6	2	34	3	11	22	48	13
	<b>Total</b>	<b>12</b>	<b>0</b>	<b>7</b>	<b>18</b>	<b>52</b>	<b>5</b>	<b>27</b>	<b>50</b>	<b>76</b>	<b>45</b>
15	Baca	0	0	0	0	6	0	0	16	6	0
	Cheyenne	0	0	0	0	9	1	0	17	10	0
	Kiowa	0	0	0	0	3	0	0	5	3	0
	Prowers	1	0	1	0	6	1	0	11	9	0
	<b>Total</b>	<b>1</b>	<b>0</b>	<b>1</b>	<b>0</b>	<b>24</b>	<b>2</b>	<b>0</b>	<b>49</b>	<b>28</b>	<b>0</b>
16	Bent	1	0	0	0	14	0	1	10	15	1
	Crowley	2	0	0	0	19	0	0	21	21	0
	Otero	4	0	1	5	28	1	0	8	34	5
	<b>Total</b>	<b>7</b>	<b>0</b>	<b>1</b>	<b>5</b>	<b>61</b>	<b>1</b>	<b>1</b>	<b>39</b>	<b>70</b>	<b>6</b>
17	Adams	159	0	19	111	215	6	70	601	399	181
	Broomfield	4	0	0	13	40	0	10	5	44	23
	<b>Total</b>	<b>163</b>	<b>0</b>	<b>19</b>	<b>124</b>	<b>255</b>	<b>6</b>	<b>80</b>	<b>606</b>	<b>443</b>	<b>204</b>
18	Arapahoe-Aurora	1	0	5	57	0	4	57	542	10	114
	Arapahoe-Littleton	130	1	0	1	201	0	1	0	331	3
	Douglas	61	1	2	47	74	19	23	552	156	71
	Elbert	6	0	0	1	10	1	2	65	17	3
	Lincoln	1	0	0	1	11	2	3	17	14	4
	<b>Total</b>	<b>199</b>	<b>2</b>	<b>7</b>	<b>107</b>	<b>296</b>	<b>26</b>	<b>86</b>	<b>1,176</b>	<b>528</b>	<b>195</b>
19	Weld	153	1	3	69	336	4	55	186	496	125
20	Boulder	37	1	2	37	132	3	31	59	174	69
	Boulder-Longmont	3	0	1	15	0	4	5	18	8	20
	<b>Total</b>	<b>40</b>	<b>1</b>	<b>3</b>	<b>52</b>	<b>132</b>	<b>7</b>	<b>36</b>	<b>77</b>	<b>182</b>	<b>89</b>
21	Mesa	49	0	16	39	33	10	28	240	108	67
22	Dolores	1	0	0	0	6	0	0	0	7	0
	Montezuma	9	0	1	4	20	1	1	47	31	5
	<b>Total</b>	<b>10</b>	<b>0</b>	<b>1</b>	<b>4</b>	<b>26</b>	<b>1</b>	<b>1</b>	<b>47</b>	<b>38</b>	<b>5</b>
<b>State Total</b>		<b>1,219</b>	<b>10</b>	<b>152</b>	<b>791</b>	<b>2,509</b>	<b>146</b>	<b>508</b>	<b>5,510</b>	<b>4,026</b>	<b>1,309</b>

\*Does not include Infractions Final Hearings.

**Table 28: DUI/DWAI Filings<sup>(b)</sup> by District  
FY 2003 to FY 2012**

<b>District</b>	<b>FY03</b>	<b>FY04</b>	<b>FY05</b>	<b>FY06</b>	<b>FY07</b>	<b>FY08</b>	<b>FY09</b>	<b>FY10</b>	<b>FY11</b>	<b>FY12</b>
<b>1</b>	3,023	3,109	3,012	2,914	2,835	2,539	2,659	2,218	2,152	1,902
<b>Denver County<sup>(a)</sup></b>	3,050	2,424	2,209	2,146	3,130	3,491	4,283	3,249	3,064	2,932
<b>3</b>	287	255	240	217	201	178	207	242	219	147
<b>4</b>	3,480	3,548	3,552	3,852	3,748	4,177	4,129	3,530	3,067	2,871
<b>5</b>	1,400	1,394	1,269	1,222	1,238	1,082	1,016	936	910	927
<b>6</b>	815	660	799	634	562	476	536	504	475	477
<b>7</b>	658	659	673	712	734	724	749	697	572	532
<b>8</b>	2,574	2,390	2,398	2,409	2,086	2,387	2,173	2,008	1,656	1,623
<b>9</b>	875	798	726	930	941	832	907	672	654	687
<b>10</b>	1,374	1,316	1,079	960	942	945	965	887	828	671
<b>11</b>	530	538	565	577	445	471	393	377	328	319
<b>12</b>	507	560	729	609	414	446	463	391	550	420
<b>13</b>	773	575	526	566	466	448	453	415	325	376
<b>14</b>	527	444	434	507	606	597	540	531	469	403
<b>15</b>	292	201	160	150	178	132	157	127	136	151
<b>16</b>	251	234	214	220	173	188	199	178	195	137
<b>17</b>	3,717	3,920	3,670	3,957	3,538	3,123	3,347	3,252	3,121	3,164
<b>18</b>	4,053	3,848	3,916	3,703	3,874	3,960	3,792	3,930	3,547	3,605
<b>19</b>	1,665	1,471	1,624	1,712	1,914	1,791	1,663	1,533	1,334	1,139
<b>20</b>	2,777	2,304	2,396	2,220	1,960	1,838	1,614	1,587	1,364	1,341
<b>21</b>	902	977	1,065	934	864	851	994	987	866	651
<b>22</b>	178	227	186	244	203	282	233	188	178	212
<b>State Totals Without Denver County Court</b>	<b>30,658</b>	<b>29,428</b>	<b>29,233</b>	<b>29,249</b>	<b>27,925</b>	<b>27,467</b>	<b>27,189</b>	<b>25,190</b>	<b>22,946</b>	<b>21,755</b>
<b>State Totals</b>	<b>33,708</b>	<b>31,852</b>	<b>31,442</b>	<b>31,395</b>	<b>31,055</b>	<b>30,958</b>	<b>31,472</b>	<b>28,439</b>	<b>26,010</b>	<b>24,687</b>

(a) Filings do not include DUI charges filed with Misdemeanor or Criminal Case classes

(b) Denver County Court figures based on a calendar year, 2011

Table 29: County Court Civil Filings by Type, FY 2012

District	Court Location	Change of Venue	Forcible Entry and Detainer	Foreign Judgment	Money	Name Change	Other	Replevin	Restraining Order	Restraining Order Domestic Abuse	Total
1	Gilpin	0	36	0	149	1	0	0	22	1	209
	Jefferson	0	4,861	5	17,770	192	155	33	544	485	24,045
	<b>Total</b>	0	4,897	5	17,919	193	155	33	566	486	24,254
3	Huerfano	0	17	0	139	1	1	0	37	6	201
	Las Animas	0	39	0	464	5	0	0	93	42	643
	<b>Total</b>	0	56	0	603	6	1	0	130	48	844
4	El Paso	0	7,964	3	21,243	238	10	69	330	2,772	32,629
	Teller	0	82	0	436	6	0	0	44	107	675
	<b>Total</b>	0	8,046	3	21,679	244	10	69	374	2,879	33,304
5	Clear Creek	0	49	0	122	3	4	1	41	11	231
	Eagle-Basalt	0	10	0	18	7	0	0	9	2	46
	Eagle	0	213	0	766	25	3	0	88	9	1,104
	Lake	0	80	0	183	4	1	0	19	4	291
	Summit	0	114	0	486	10	1	0	30	6	647
	<b>Total</b>	0	466	0	1,575	49	9	1	187	32	2,319
6	Archuleta	0	64	0	334	1	1	2	22	20	444
	La Plata	0	120	1	1,231	22	0	4	96	119	1,593
	San Juan	0	2	0	9	0	0	0	1	0	12
	<b>Total</b>	0	186	1	1,574	23	1	6	119	139	2,049
7	Delta	0	65	0	746	8	2	8	78	48	955
	Gunnison	0	32	0	250	6	7	0	29	0	324
	Hinsdale	0	0	0	0	0	0	0	2	16	18
	Montrose-Nucla	0	3	0	47	0	3	0	5	0	58
	Montrose	0	167	0	1,016	20	0	1	94	51	1,349
	Ouray	0	10	0	72	0	1	1	5	5	94
	San Miguel	0	22	0	86	6	0	2	21	8	145
	<b>Total</b>	0	299	0	2,217	40	13	12	234	128	2,943
8	Jackson	0	0	0	21	1	0	0	7	0	29
	Larimer	0	1,033	3	6,191	103	7	3	211	253	7,804
	Larimer-Loveland	0	313	1	2,234	17	2	3	1	0	2,571
	<b>Total</b>	0	1,346	4	8,446	121	9	6	219	253	10,404
9	Garfield	0	95	0	841	20	2	0	40	50	1,048
	Garfield-Rifle	0	137	0	995	9	1	4	7	21	1,174
	Pitkin	0	23	0	183	8	2	0	39	8	263
	Rio Blanco-Meeker	0	2	0	120	6	2	0	6	2	138
	Rio Blanco-Rangely	0	2	0	40	1	2	2	3	4	54
	<b>Total</b>	0	259	0	2,179	44	9	6	95	85	2,677
10	Pueblo	0	1,176	0	7,053	39	32	3	206	455	8,964
11	Chaffee	0	38	0	388	2	1	3	22	3	457
	Custer	0	4	0	76	2	0	0	13	1	96
	Fremont	0	160	2	1,291	18	0	5	49	111	1,636
	Park	0	54	0	345	2	7	0	32	17	457
	<b>Total</b>	0	256	2	2,100	24	8	8	116	132	2,646

\*As of FY2010, county court dockets in Arapahoe County were reorganized resulting in the closure of the Arapahoe-Aurora location. Arapahoe-Aurora cases were moved to a new location, Arapahoe-Centennial, which will be reflected in future Annual Reports.

Table 29: County Court Civil Filings by Type, FY 2012

District	Court Location	Change of Venue	Forcible Entry and Detainer	Foreign Judgment	Money	Name Change	Other	Replevin	Restraining Order	Restraining Order Domestic Abuse	Total
12	Alamosa	0	36	0	471	4	2	0	64	37	614
	Conejos	0	7	0	158	2	0	3	27	4	201
	Costilla	0	5	0	52	0	11	0	17	0	85
	Mineral	0	1	0	8	0	0	0	4	0	13
	Rio Grande	0	22	0	332	5	6	0	55	5	425
	Saguache	0	7	0	88	8	1	0	8	2	114
	<b>Total</b>	<b>0</b>	<b>78</b>	<b>0</b>	<b>1,109</b>	<b>19</b>	<b>20</b>	<b>3</b>	<b>175</b>	<b>48</b>	<b>1,452</b>
13	Kit Carson	0	12	0	171	3	1	1	7	6	201
	Logan	0	68	0	579	8	0	0	6	12	673
	Morgan	0	90	0	940	16	1	1	36	28	1,112
	Phillips	0	3	0	92	3	0	0	6	2	106
	Sedgwick	0	3	0	56	2	1	0	10	4	76
	Washington	0	6	0	81	3	2	0	2	4	98
	Yuma	0	15	1	236	3	4	2	15	0	276
	<b>Total</b>	<b>0</b>	<b>197</b>	<b>1</b>	<b>2,155</b>	<b>38</b>	<b>9</b>	<b>4</b>	<b>82</b>	<b>56</b>	<b>2,542</b>
14	Grand	0	55	0	303	4	1	1	39	7	410
	Moffat	0	51	0	422	5	1	2	12	13	506
	Routt	0	69	1	385	7	1	1	40	5	509
	<b>Total</b>	<b>0</b>	<b>175</b>	<b>1</b>	<b>1,110</b>	<b>16</b>	<b>3</b>	<b>4</b>	<b>91</b>	<b>25</b>	<b>1,425</b>
15	Baca	0	5	0	75	2	0	0	9	3	94
	Cheyenne	0	0	0	40	0	0	0	7	3	50
	Kiowa	0	1	0	39	0	0	0	3	0	43
	Prowers	0	20	0	334	7	1	0	54	23	439
	<b>Total</b>	<b>0</b>	<b>26</b>	<b>0</b>	<b>488</b>	<b>9</b>	<b>1</b>	<b>0</b>	<b>73</b>	<b>29</b>	<b>626</b>
16	Bent	0	4	0	125	1	1	0	13	12	156
	Crowley	0	9	0	84	0	1	1	10	7	112
	Otero	0	52	0	677	14	2	4	51	83	883
	<b>Total</b>	<b>0</b>	<b>65</b>	<b>0</b>	<b>886</b>	<b>15</b>	<b>4</b>	<b>5</b>	<b>74</b>	<b>102</b>	<b>1,151</b>
17	Adams	0	8,271	0	18,042	174	85	143	433	667	27,815
	Broomfield	0	521	0	1,143	35	1	0	57	54	1,811
	<b>Total</b>	<b>0</b>	<b>8,792</b>	<b>0</b>	<b>19,185</b>	<b>209</b>	<b>86</b>	<b>143</b>	<b>490</b>	<b>721</b>	<b>29,626</b>
18	*Arapahoe-Centennial	0	5	0	1	2	0	19	561	635	1,223
	Arapahoe-Littleton	0	9,702	10	19,077	266	32	181	237	73	29,578
	Douglas	0	1,368	0	5,913	114	35	10	213	182	7,835
	Elbert	0	61	0	376	5	0	0	23	11	476
	Lincoln	0	14	0	101	3	0	0	16	8	142
	<b>Total</b>	<b>0</b>	<b>11,150</b>	<b>10</b>	<b>25,468</b>	<b>390</b>	<b>67</b>	<b>210</b>	<b>1,050</b>	<b>909</b>	<b>39,254</b>
19	Weld	0	1,687	2	7,882	91	29	16	368	311	10,386
20	Boulder	0	1,059	1	4,404	124	20	3	244	107	5,962
	Boulder-Longmont	0	195	1	1,275	42	16	5	105	99	1,738
	<b>Total</b>	<b>0</b>	<b>1,254</b>	<b>2</b>	<b>5,679</b>	<b>166</b>	<b>36</b>	<b>8</b>	<b>349</b>	<b>206</b>	<b>7,700</b>
21	Mesa	0	1,000	1	6,091	72	3	19	253	285	7,724
22	Dolores	0	5	0	34	1	0	0	21	3	64
	Montezuma	0	64	0	703	12	5	1	97	46	928
	<b>Total</b>	<b>0</b>	<b>69</b>	<b>0</b>	<b>737</b>	<b>13</b>	<b>5</b>	<b>1</b>	<b>118</b>	<b>49</b>	<b>992</b>
<b>State Total</b>		<b>0</b>	<b>41,480</b>	<b>32</b>	<b>136,135</b>	<b>1,821</b>	<b>510</b>	<b>557</b>	<b>5,369</b>	<b>7,378</b>	<b>193,282</b>
<b>Percent of State Total</b>		<b>0%</b>	<b>21%</b>	<b>0%</b>	<b>70%</b>	<b>1%</b>	<b>0%</b>	<b>0%</b>	<b>3%</b>	<b>4%</b>	<b>100%</b>

\*As of FY2010, county court dockets in Arapahoe County were reorganized resulting in the closure of the Arapahoe-Aurora location. Arapahoe-Aurora cases were moved to a new location, Arapahoe-Centennial, which will be reflected in future Annual Reports.

Table 30: County Court Misdemeanor Filings by Type, FY 2012

District	Court Location	Alcohol	Animal Violation	Arson	Assault	Bail Violation	Child Abuse	Criminal Attempt	Criminal Mischief	Cruelty to Animals	Curfew Violation
1	Gilpin	10	29	0	11	0	7	0	6	0	0
	Jefferson	323	288	3	636	0	312	0	230	17	205
	<b>Total</b>	<b>333</b>	<b>317</b>	<b>3</b>	<b>647</b>	<b>0</b>	<b>319</b>	<b>0</b>	<b>236</b>	<b>17</b>	<b>205</b>
3	Huerfano	15	6	0	30	26	7	0	3	0	0
	Las Animas	18	3	0	21	87	7	0	14	2	0
	<b>Total</b>	<b>33</b>	<b>9</b>	<b>0</b>	<b>51</b>	<b>113</b>	<b>14</b>	<b>0</b>	<b>17</b>	<b>2</b>	<b>0</b>
4	El Paso	121	201	1	543	0	292	0	313	327	10
	Teller	16	39	0	36	0	19	0	15	2	0
	<b>Total</b>	<b>137</b>	<b>240</b>	<b>1</b>	<b>579</b>	<b>0</b>	<b>311</b>	<b>0</b>	<b>328</b>	<b>329</b>	<b>10</b>
5	Clear Creek	36	53	5	4	1	5	0	4	3	0
	Eagle-Basalt	6	14	0	5	0	1	0	1	0	0
	Eagle	72	41	0	33	2	13	0	21	2	0
	Lake	13	25	0	23	4	7	0	4	0	0
	Summit	23	21	0	29	16	3	0	14	0	0
	<b>Total</b>	<b>150</b>	<b>154</b>	<b>5</b>	<b>94</b>	<b>23</b>	<b>29</b>	<b>0</b>	<b>44</b>	<b>5</b>	<b>0</b>
6	Archuleta	10	11	0	6	7	4	0	4	5	1
	La Plata	11	60	1	49	104	11	0	28	1	0
	San Juan	4	0	0	1	0	0	0	1	0	0
	<b>Total</b>	<b>25</b>	<b>71</b>	<b>1</b>	<b>56</b>	<b>111</b>	<b>15</b>	<b>0</b>	<b>33</b>	<b>6</b>	<b>1</b>
7	Delta	51	17	1	36	2	9	0	5	2	0
	Gunnison	34	12	0	11	7	9	0	7	1	0
	Hinsdale	0	3	0	2	0	0	0	0	0	0
	Montrose-Nucla	0	4	0	2	0	1	0	0	1	0
	Montrose	39	40	1	36	5	20	0	13	2	0
	Ouray	1	4	0	7	0	0	0	1	0	0
	San Miguel	0	6	0	11	0	1	0	1	0	0
	<b>Total</b>	<b>125</b>	<b>86</b>	<b>2</b>	<b>105</b>	<b>14</b>	<b>40</b>	<b>0</b>	<b>27</b>	<b>6</b>	<b>0</b>
8	Jackson	2	1	0	3	0	1	0	0	0	0
	Larimer	298	125	6	272	16	60	0	83	2	0
	Larimer-Loveland	173	55	2	70	9	39	0	65	1	0
	<b>Total</b>	<b>473</b>	<b>181</b>	<b>8</b>	<b>345</b>	<b>25</b>	<b>100</b>	<b>0</b>	<b>148</b>	<b>3</b>	<b>0</b>
9	Garfield	63	33	0	29	1	15	0	15	0	0
	Garfield-Rifle	52	73	0	26	0	8	0	11	0	0
	Pitkin	3	9	0	23	13	1	0	8	0	0
	Rio Blanco-Meeker	11	1	0	4	0	2	0	2	0	0
	Rio Blanco-Rangely	10	2	0	3	0	2	0	2	1	0
	<b>Total</b>	<b>139</b>	<b>118</b>	<b>0</b>	<b>85</b>	<b>14</b>	<b>28</b>	<b>0</b>	<b>38</b>	<b>1</b>	<b>0</b>
10	Pueblo	77	158	0	98	0	60	0	45	26	10
11	Chaffee	48	25	0	29	7	8	0	12	0	0
	Custer	1	2	0	2	1	2	0	0	0	0
	Fremont	31	13	0	60	0	10	0	28	1	0
	Park	23	46	0	5	2	4	0	3	3	0
	<b>Total</b>	<b>103</b>	<b>86</b>	<b>0</b>	<b>96</b>	<b>10</b>	<b>24</b>	<b>0</b>	<b>43</b>	<b>4</b>	<b>0</b>

As of FY2010, county court dockets in Arapahoe County were reorganized resulting in the closure of the Arapahoe-Aurora location. Arapahoe-Aurora cases were moved to a new location, Arapahoe-Englewood, which will be reflected in future Annual Reports.



Table 30: County Court Misdemeanor Filings by Type, FY 2012

District	Court Location	Domestic		Escape	Fare		Fraud	Gambling	Habitual	
		Violence	Drugs		Evasion	Forgery			Traffic	Harassment
1	Gilpin	61	53	0	0	16	70	100	18	12
	Jefferson	199	1,017	21	0	7	27	0	410	381
	<b>Total</b>	<b>260</b>	<b>1,070</b>	<b>21</b>	<b>0</b>	<b>23</b>	<b>97</b>	<b>100</b>	<b>428</b>	<b>393</b>
3	Huerfano	35	47	0	0	0	1	0	8	16
	Las Animas	66	41	0	0	1	2	0	16	27
	<b>Total</b>	<b>101</b>	<b>88</b>	<b>0</b>	<b>0</b>	<b>1</b>	<b>3</b>	<b>0</b>	<b>24</b>	<b>43</b>
4	El Paso	2,408	1,083	16	0	7	40	0	261	358
	Teller	49	50	0	0	0	2	38	0	45
	<b>Total</b>	<b>2,457</b>	<b>1,133</b>	<b>16</b>	<b>0</b>	<b>7</b>	<b>42</b>	<b>38</b>	<b>261</b>	<b>403</b>
5	Clear Creek	28	80	0	0	0	0	0	9	9
	Eagle-Basalt	19	10	0	0	1	0	0	1	2
	Eagle	134	199	0	0	0	2	0	16	33
	Lake	75	39	0	0	0	0	0	3	21
	Summit	128	111	0	0	1	2	0	4	16
	<b>Total</b>	<b>384</b>	<b>439</b>	<b>0</b>	<b>0</b>	<b>2</b>	<b>4</b>	<b>0</b>	<b>33</b>	<b>81</b>
6	Archuleta	49	16	0	0	0	1	0	3	8
	La Plata	202	155	0	0	0	4	5	12	31
	San Juan	4	0	0	0	0	0	0	0	5
	<b>Total</b>	<b>255</b>	<b>171</b>	<b>0</b>	<b>0</b>	<b>0</b>	<b>5</b>	<b>5</b>	<b>15</b>	<b>44</b>
7	Delta	103	62	1	0	1	7	0	17	8
	Gunnison	52	50	0	0	0	4	0	1	11
	Hinsdale	0	1	0	0	0	0	0	1	0
	Montrose-Nucla	13	6	0	0	0	1	0	2	2
	Montrose	196	73	4	0	0	16	0	20	8
	Ouray	6	10	1	0	0	0	0	3	3
	San Miguel	14	24	1	0	0	0	0	1	14
	<b>Total</b>	<b>384</b>	<b>226</b>	<b>7</b>	<b>0</b>	<b>1</b>	<b>28</b>	<b>0</b>	<b>45</b>	<b>46</b>
	8	Jackson	5	9	1	0	0	0	0	0
Larimer		628	559	5	1	7	7	0	117	126
Larimer-Loveland		327	378	2	0	1	4	0	82	58
<b>Total</b>		<b>960</b>	<b>946</b>	<b>8</b>	<b>0</b>	<b>8</b>	<b>11</b>	<b>0</b>	<b>199</b>	<b>187</b>
9	Garfield	103	116	0	0	1	1	0	11	31
	Garfield-Rifle	169	72	1	0	1	1	0	27	26
	Pitkin	4	10	0	0	0	0	0	0	17
	Rio Blanco-Meeker	1	26	0	0	0	0	0	2	8
	Rio Blanco-Rangely	18	7	0	0	0	2	0	0	2
	<b>Total</b>	<b>295</b>	<b>231</b>	<b>1</b>	<b>0</b>	<b>2</b>	<b>4</b>	<b>0</b>	<b>40</b>	<b>84</b>
10	Pueblo	716	153	4	0	0	6	0	106	41
11	Chaffee	54	32	0	0	0	3	0	4	18
	Custer	8	4	0	0	0	9	0	1	2
	Fremont	149	96	0	0	0	5	0	0	47
	Park	39	49	0	0	0	1	0	8	8
	<b>Total</b>	<b>250</b>	<b>181</b>	<b>0</b>	<b>0</b>	<b>0</b>	<b>18</b>	<b>0</b>	<b>13</b>	<b>75</b>

As of FY2010, county court dockets in Arapahoe County were reorganized resulting in the closure of the Arapahoe-Aurora location. Arapahoe-Aurora cases were moved to a new location, Arapahoe-Englewood, which will be reflected in future Annual Reports.

Table 30: County Court Misdemeanor Filings by Type, FY 2012

District	Court Location	Municipal Appeal (Court Not of Record)					Protection Order Violation	Public Indecency	Public Peace and Order
		Menacing	Other	Perjury	Prostitution				
1	Gilpin	4	0	64	0	0	45	2	2
	Jefferson	12	0	410	0	9	758	18	250
	<b>Total</b>	<b>16</b>	<b>0</b>	<b>474</b>	<b>0</b>	<b>9</b>	<b>803</b>	<b>20</b>	<b>252</b>
3	Huerfano	3	0	21	0	0	22	1	26
	Las Animas	5	0	18	0	0	47	3	54
	<b>Total</b>	<b>8</b>	<b>0</b>	<b>39</b>	<b>0</b>	<b>0</b>	<b>69</b>	<b>4</b>	<b>80</b>
4	El Paso	39	0	511	0	26	378	27	243
	Teller	3	0	50	0	0	15	0	1
	<b>Total</b>	<b>42</b>	<b>0</b>	<b>561</b>	<b>0</b>	<b>26</b>	<b>393</b>	<b>27</b>	<b>244</b>
5	Clear Creek	0	0	26	0	0	25	0	7
	Eagle-Basalt	0	0	21	0	0	9	0	0
	Eagle	6	0	29	0	1	47	1	30
	Lake	0	0	41	0	0	28	0	0
	Summit	1	0	38	0	0	29	0	44
	<b>Total</b>	<b>7</b>	<b>0</b>	<b>155</b>	<b>0</b>	<b>1</b>	<b>138</b>	<b>1</b>	<b>81</b>
6	Archuleta	1	0	3	0	0	13	0	2
	La Plata	5	0	65	0	0	79	1	12
	San Juan	0	0	13	0	0	2	0	1
	<b>Total</b>	<b>6</b>	<b>0</b>	<b>81</b>	<b>0</b>	<b>0</b>	<b>94</b>	<b>1</b>	<b>15</b>
7	Delta	1	0	31	0	0	75	2	10
	Gunnison	1	0	5	0	0	44	1	36
	Hinsdale	0	0	5	0	0	0	0	0
	Montrose-Nucla	0	0	4	0	0	15	0	0
	Montrose	1	0	33	0	0	197	0	18
	Ouray	0	1	9	0	0	3	0	1
	San Miguel	4	0	22	0	0	12	2	0
	<b>Total</b>	<b>7</b>	<b>1</b>	<b>109</b>	<b>0</b>	<b>0</b>	<b>346</b>	<b>5</b>	<b>65</b>
8	Jackson	0	0	4	0	0	1	1	4
	Larimer	8	0	337	0	1	111	19	119
	Larimer-Loveland	7	0	243	0	0	102	7	66
	<b>Total</b>	<b>15</b>	<b>0</b>	<b>584</b>	<b>0</b>	<b>1</b>	<b>214</b>	<b>27</b>	<b>189</b>
9	Garfield	1	0	36	0	0	110	3	11
	Garfield-Rifle	5	0	48	0	0	62	1	15
	Pitkin	3	0	30	0	0	21	0	1
	Rio Blanco-Meeker	0	0	4	0	0	7	0	0
	Rio Blanco-Rangely	0	0	11	0	0	12	0	4
	<b>Total</b>	<b>9</b>	<b>0</b>	<b>129</b>	<b>0</b>	<b>0</b>	<b>212</b>	<b>4</b>	<b>31</b>
10	Pueblo	3	0	50	0	0	593	10	88
11	Chaffee	1	0	160	0	0	31	1	16
	Custer	0	0	13	0	0	2	0	1
	Fremont	7	0	123	0	0	79	6	9
	Park	0	0	16	0	0	11	0	3
	<b>Total</b>	<b>8</b>	<b>0</b>	<b>312</b>	<b>0</b>	<b>0</b>	<b>123</b>	<b>7</b>	<b>29</b>

As of FY2010, county court dockets in Arapahoe County were reorganized resulting in the closure of the Arapahoe-Aurora location. Arapahoe-Aurora cases were moved to a new location, Arapahoe-Englewood, which will be reflected in future Annual Reports.

Table 30: County Court Misdemeanor Filings by Type, FY 2012

District	Court Location	Sex Offenses	Under Age					Total
			Theft	Trespass	Alcohol Offense	Weapon	Wildlife	
1	Gilpin	1	20	32	0	6	2	571
	Jefferson	73	545	75	383	76	55	6,740
	<b>Total</b>	74	565	107	383	82	57	7,311
3	Huerfano	2	24	14	17	1	7	332
	Las Animas	1	46	6	126	7	31	649
	<b>Total</b>	3	70	20	143	8	38	981
4	El Paso	75	538	184	537	130	97	8,766
	Teller	1	28	12	16	15	19	471
	<b>Total</b>	76	566	196	553	145	116	9,237
5	Clear Creek	0	6	20	19	9	33	382
	Eagle-Basalt	1	3	3	12	0	1	110
	Eagle	3	26	29	149	1	8	898
	Lake	2	12	6	13	3	11	330
	Summit	4	24	20	86	3	11	628
	<b>Total</b>	10	71	78	279	16	64	2,348
6	Archuleta	1	4	5	7	2	13	176
	La Plata	5	40	15	34	15	7	952
	San Juan	0	0	0	0	0	1	32
	<b>Total</b>	6	44	20	41	17	21	1,160
7	Delta	6	18	9	53	6	11	544
	Gunnison	1	6	5	13	5	15	331
	Hinsdale	0	0	0	0	0	0	12
	Montrose-Nucla	0	12	0	10	3	8	84
	Montrose	2	21	7	67	8	5	832
	Ouray	0	0	1	1	1	13	66
	San Miguel	0	2	8	5	2	3	133
	<b>Total</b>	9	59	30	149	25	55	2,002
8	Jackson	0	4	2	1	1	7	50
	Larimer	32	301	161	492	42	26	3,961
	Larimer-Loveland	14	208	28	160	22	12	2,135
	<b>Total</b>	46	513	191	653	65	45	6,146
9	Garfield	4	15	14	40	3	3	659
	Garfield-Rifle	3	22	8	42	4	23	700
	Pitkin	0	5	10	46	2	4	210
	Rio Blanco-Meeker	0	1	1	0	6	16	92
	Rio Blanco-Rangely	0	2	3	19	2	2	104
	<b>Total</b>	7	45	36	147	17	48	1,765
10	Pueblo	17	89	29	330	23	200	2,932
11	Chaffee	1	22	3	20	4	22	521
	Custer	0	1	2	1	1	7	60
	Fremont	10	81	35	87	13	15	905
	Park	1	5	5	42	5	87	366
	<b>Total</b>	12	109	45	150	23	131	1,852

As of FY2010, county court dockets in Arapahoe County were reorganized resulting in the closure of the Arapahoe-Aurora location. Arapahoe-Aurora cases were moved to a new location, Arapahoe-Englewood, which will be reflected in future Annual Reports.

Table 30: County Court Misdemeanor Filings by Type, FY 2012

District	Court Location	Alcohol	Animal Violation	Arson	Assault	Bail Violation	Child Abuse	Criminal Attempt	Criminal Mischief	Cruelty to Animals	Curfew Violation
12	Alamosa	55	7	1	15	0	17	0	11	1	0
	Conejos	3	2	5	8	0	6	0	3	2	0
	Costilla	8	0	0	1	0	2	0	2	0	0
	Mineral	3	0	0	0	0	0	0	1	0	0
	Rio Grande	28	1	0	6	0	10	0	6	0	0
	Saguache	3	0	0	12	0	5	0	2	1	0
	<b>Total</b>	<b>100</b>	<b>10</b>	<b>6</b>	<b>42</b>	<b>0</b>	<b>40</b>	<b>0</b>	<b>25</b>	<b>4</b>	<b>0</b>
13	Kit Carson	13	9	0	6	1	3	0	4	0	0
	Logan	36	1	0	18	0	31	0	3	3	0
	Morgan	43	11	1	25	0	7	0	3	1	0
	Phillips	0	2	0	6	0	2	0	1	0	0
	Sedgwick	1	2	0	5	0	2	0	0	0	0
	Washington	8	0	0	4	0	8	0	0	0	0
	Yuma	7	3	0	19	0	3	0	2	1	0
	<b>Total</b>	<b>108</b>	<b>28</b>	<b>1</b>	<b>83</b>	<b>1</b>	<b>56</b>	<b>0</b>	<b>13</b>	<b>5</b>	<b>0</b>
14	Grand	29	11	0	21	9	8	0	11	0	0
	Moffat	3	15	0	38	2	10	0	10	0	0
	Routt	4	22	0	28	6	9	0	14	0	0
	<b>Total</b>	<b>36</b>	<b>48</b>	<b>0</b>	<b>87</b>	<b>17</b>	<b>27</b>	<b>0</b>	<b>35</b>	<b>0</b>	<b>0</b>
15	Baca	3	1	0	5	0	3	0	2	0	0
	Cheyenne	2	0	0	4	0	1	0	1	0	0
	Kiowa	2	0	0	3	0	1	0	0	3	0
	Prowers	9	4	0	19	1	10	0	12	4	0
	<b>Total</b>	<b>16</b>	<b>5</b>	<b>0</b>	<b>31</b>	<b>1</b>	<b>15</b>	<b>0</b>	<b>15</b>	<b>7</b>	<b>0</b>
16	Bent	1	13	0	5	1	2	0	8	1	0
	Crowley	3	0	0	4	0	2	0	2	2	0
	Otero	23	26	0	33	3	4	0	14	3	0
	<b>Total</b>	<b>27</b>	<b>39</b>	<b>0</b>	<b>42</b>	<b>4</b>	<b>8</b>	<b>0</b>	<b>24</b>	<b>6</b>	<b>0</b>
17	Adams	504	104	2	259	0	324	0	131	3	8
	Broomfield	36	1	1	13	0	3	0	7	0	0
	<b>Total</b>	<b>540</b>	<b>105</b>	<b>3</b>	<b>272</b>	<b>0</b>	<b>327</b>	<b>0</b>	<b>138</b>	<b>3</b>	<b>8</b>
18	Arapahoe-Aurora	276	67	2	163	1	322	0	44	3	64
	Arapahoe-Littleton	0	0	0	0	0	0	0	0	0	0
	Douglas	110	61	0	65	3	95	0	32	12	1
	Elbert	8	21	0	5	0	10	0	4	0	0
	Lincoln	14	0	0	6	7	2	0	7	1	0
	<b>Total</b>	<b>408</b>	<b>149</b>	<b>2</b>	<b>239</b>	<b>11</b>	<b>429</b>	<b>0</b>	<b>87</b>	<b>16</b>	<b>65</b>
19	Weld	248	88	3	145	0	85	0	46	4	0
20	Boulder	314	27	2	128	10	50	0	43	1	0
	Boulder-Longmont	38	18	1	37	7	26	0	18	0	0
	<b>Total</b>	<b>352</b>	<b>45</b>	<b>3</b>	<b>165</b>	<b>17</b>	<b>76</b>	<b>0</b>	<b>61</b>	<b>1</b>	<b>0</b>
21	Mesa	132	451	3	135	6	64	0	69	5	0
22	Dolores	3	0	0	3	0	3	0	0	0	0
	Montezuma	75	14	0	47	20	14	0	14	0	0
	<b>Total</b>	<b>78</b>	<b>14</b>	<b>0</b>	<b>50</b>	<b>20</b>	<b>17</b>	<b>0</b>	<b>14</b>	<b>0</b>	<b>0</b>
<b>State Total</b>		<b>3,640</b>	<b>2,402</b>	<b>41</b>	<b>3,447</b>	<b>387</b>	<b>2,084</b>	<b>0</b>	<b>1,486</b>	<b>450</b>	<b>299</b>
<b>Percent of State Total</b>		<b>5%</b>	<b>3%</b>	<b>0%</b>	<b>5%</b>	<b>1%</b>	<b>3%</b>	<b>0%</b>	<b>2%</b>	<b>1%</b>	<b>0%</b>

As of FY2010, county court dockets in Arapahoe County were reorganized resulting in the closure of the Arapahoe-Aurora location. Arapahoe-Aurora cases were moved to a new location, Arapahoe-Englewood, which will be reflected in future Annual Reports.

Table 30: County Court Misdemeanor Filings by Type, FY 2012

District	Court Location	Domestic Violence	Drugs	Escape	Fare Evasion	Forgery	Fraud	Gambling	Habitual Traffic	Harassment
12	Alamosa	113	32	0	0	0	44	0	34	12
	Conejos	15	15	0	0	1	31	0	5	10
	Costilla	6	13	0	0	0	2	0	4	20
	Mineral	1	10	0	0	0	1	0	1	0
	Rio Grande	56	17	0	0	0	56	0	8	22
	Saguache	29	15	0	0	0	6	0	0	7
	<b>Total</b>	<b>220</b>	<b>102</b>	<b>0</b>	<b>0</b>	<b>1</b>	<b>140</b>	<b>0</b>	<b>52</b>	<b>71</b>
13	Kit Carson	29	21	0	0	0	1	0	0	7
	Logan	65	20	0	0	0	2	0	15	7
	Morgan	72	51	1	0	0	0	0	25	5
	Phillips	11	2	0	0	0	0	0	2	6
	Sedgwick	7	3	0	0	0	0	0	0	1
	Washington	1	25	0	0	0	0	0	0	8
	Yuma	17	6	0	0	1	10	0	3	9
	<b>Total</b>	<b>202</b>	<b>128</b>	<b>1</b>	<b>0</b>	<b>1</b>	<b>13</b>	<b>0</b>	<b>45</b>	<b>43</b>
14	Grand	47	59	0	0	2	5	0	2	10
	Moffat	60	59	1	0	0	1	0	5	13
	Routt	111	159	0	0	0	1	0	2	25
	<b>Total</b>	<b>218</b>	<b>277</b>	<b>1</b>	<b>0</b>	<b>2</b>	<b>7</b>	<b>0</b>	<b>9</b>	<b>48</b>
15	Baca	6	5	0	0	0	4	0	5	0
	Cheyenne	3	2	0	0	0	1	0	3	4
	Kiowa	3	1	0	0	0	1	0	3	1
	Prowers	91	85	0	0	0	32	0	18	29
	<b>Total</b>	<b>103</b>	<b>93</b>	<b>0</b>	<b>0</b>	<b>0</b>	<b>38</b>	<b>0</b>	<b>29</b>	<b>34</b>
16	Bent	38	7	0	0	1	0	0	1	4
	Crowley	7	8	0	0	0	0	0	2	11
	Otero	124	43	1	0	0	3	0	25	20
	<b>Total</b>	<b>169</b>	<b>58</b>	<b>1</b>	<b>0</b>	<b>1</b>	<b>3</b>	<b>0</b>	<b>28</b>	<b>35</b>
17	Adams	1,300	1,117	1	0	1	3	0	504	132
	Broomfield	105	38	0	0	0	1	0	29	2
	<b>Total</b>	<b>1,405</b>	<b>1,155</b>	<b>1</b>	<b>0</b>	<b>1</b>	<b>4</b>	<b>0</b>	<b>533</b>	<b>134</b>
18	Arapahoe-Aurora	672	527	5	1,213	1	2	0	397	84
	Arapahoe-Littleton	0	0	0	0	0	0	0	0	0
	Douglas	399	285	0	114	1	0	0	56	59
	Elbert	31	12	0	0	0	0	0	6	11
	Lincoln	15	30	0	0	0	2	0	1	6
	<b>Total</b>	<b>1,117</b>	<b>854</b>	<b>5</b>	<b>1,327</b>	<b>2</b>	<b>4</b>	<b>0</b>	<b>460</b>	<b>160</b>
19	Weld	915	354	34	0	3	1	0	338	61
20	Boulder	444	855	7	2	3	4	0	46	104
	Boulder-Longmont	246	84	0	1	3	0	0	52	30
	<b>Total</b>	<b>690</b>	<b>939</b>	<b>7</b>	<b>3</b>	<b>6</b>	<b>4</b>	<b>0</b>	<b>98</b>	<b>134</b>
21	Mesa	510	508	4	0	4	4	0	85	94
22	Dolores	1	2	0	0	0	0	0	2	2
	Montezuma	109	106	0	0	0	4	0	22	8
	<b>Total</b>	<b>110</b>	<b>108</b>	<b>0</b>	<b>0</b>	<b>0</b>	<b>4</b>	<b>0</b>	<b>24</b>	<b>10</b>
<b>State Total</b>		<b>11,721</b>	<b>9,214</b>	<b>111</b>	<b>1,330</b>	<b>65</b>	<b>440</b>	<b>143</b>	<b>2,865</b>	<b>2,221</b>
<b>Percent of State Total</b>		<b>17%</b>	<b>13%</b>	<b>0%</b>	<b>2%</b>	<b>0%</b>	<b>1%</b>	<b>0%</b>	<b>4%</b>	<b>3%</b>

As of FY2010, county court dockets in Arapahoe County were reorganized resulting in the closure of the Arapahoe-Aurora location. Arapahoe-Aurora cases were moved to a new location, Arapahoe-Englewood, which will be reflected in future Annual Reports.

Table 30: County Court Misdemeanor Filings by Type, FY 2012

District	Court Location	Municipal Appeal (Court Not of Record)					Protection Order Violation	Public Indecency	Public Peace and Order
		Menacing	Other	Perjury	Prostitution				
12	Alamosa	5	0	52	0	0	116	2	10
	Conejos	1	0	20	0	0	19	0	0
	Costilla	1	0	6	0	0	3	0	2
	Mineral	0	0	3	0	0	0	0	2
	Rio Grande	1	0	8	1	0	25	0	9
	Saguache	0	1	4	0	0	7	0	3
	<b>Total</b>	<b>8</b>	<b>1</b>	<b>93</b>	<b>1</b>	<b>0</b>	<b>170</b>	<b>2</b>	<b>26</b>
13	Kit Carson	0	0	10	0	0	19	0	0
	Logan	1	0	21	0	2	75	0	0
	Morgan	5	0	37	0	0	87	2	0
	Phillips	0	0	2	0	0	7	0	2
	Sedgwick	2	0	17	0	0	8	0	0
	Washington	1	0	5	0	0	11	1	0
	Yuma	0	0	14	0	0	20	0	0
	<b>Total</b>	<b>9</b>	<b>0</b>	<b>106</b>	<b>0</b>	<b>2</b>	<b>227</b>	<b>3</b>	<b>2</b>
14	Grand	2	0	19	0	0	38	0	20
	Moffat	0	0	23	0	1	49	1	28
	Routt	0	0	43	0	0	43	3	10
	<b>Total</b>	<b>2</b>	<b>0</b>	<b>85</b>	<b>0</b>	<b>1</b>	<b>130</b>	<b>4</b>	<b>58</b>
15	Baca	0	0	1	0	0	4	0	2
	Cheyenne	0	0	2	0	0	2	0	0
	Kiowa	0	0	0	0	0	2	0	0
	Prowers	4	1	16	0	0	45	0	35
	<b>Total</b>	<b>4</b>	<b>1</b>	<b>19</b>	<b>0</b>	<b>0</b>	<b>53</b>	<b>0</b>	<b>37</b>
16	Bent	0	0	10	0	0	14	0	0
	Crowley	4	0	6	0	0	9	0	0
	Otero	2	0	20	0	0	35	2	25
	<b>Total</b>	<b>6</b>	<b>0</b>	<b>36</b>	<b>0</b>	<b>0</b>	<b>58</b>	<b>2</b>	<b>25</b>
17	Adams	13	0	739	0	45	590	69	224
	Broomfield	0	0	17	0	0	39	0	0
	<b>Total</b>	<b>13</b>	<b>0</b>	<b>756</b>	<b>0</b>	<b>45</b>	<b>629</b>	<b>69</b>	<b>224</b>
18	Arapahoe-Aurora	7	0	390	0	5	800	12	35
	Arapahoe-Littleton	0	0	0	0	0	0	0	0
	Douglas	6	0	257	1	0	384	6	37
	Elbert	0	0	9	0	0	16	0	0
	Lincoln	1	0	6	0	0	18	0	1
	<b>Total</b>	<b>14</b>	<b>0</b>	<b>662</b>	<b>1</b>	<b>5</b>	<b>1,218</b>	<b>18</b>	<b>73</b>
19	Weld	9	0	201	0	3	349	6	9
20	Boulder	16	0	140	0	2	133	1	163
	Boulder-Longmont	9	0	73	0	0	103	3	70
	<b>Total</b>	<b>25</b>	<b>0</b>	<b>213</b>	<b>0</b>	<b>2</b>	<b>236</b>	<b>4</b>	<b>233</b>
21	Mesa	9	0	246	0	0	201	10	3
22	Dolores	1	0	1	0	0	7	0	2
	Montezuma	1	0	13	0	0	112	2	28
	<b>Total</b>	<b>2</b>	<b>0</b>	<b>14</b>	<b>0</b>	<b>0</b>	<b>119</b>	<b>2</b>	<b>30</b>
<b>State Total</b>		<b>222</b>	<b>3</b>	<b>4,925</b>	<b>2</b>	<b>95</b>	<b>6,375</b>	<b>226</b>	<b>1,794</b>
<b>Percent of State Total</b>		<b>0%</b>	<b>0%</b>	<b>7%</b>	<b>0%</b>	<b>0%</b>	<b>9%</b>	<b>0%</b>	<b>3%</b>

As of FY2010, county court dockets in Arapahoe County were reorganized resulting in the closure of the Arapahoe-Aurora location. Arapahoe-Aurora cases were moved to a new location, Arapahoe-Englewood, which will be reflected in future Annual Reports.

Table 30: County Court Misdemeanor Filings by Type, FY 2012

District	Court Location	Sex Offenses	Under Age				Wildlife	Total
			Theft	Trespass	Alcohol Offense	Weapon		
12	Alamosa	6	22	4	27	3	2	591
	Conejos	0	2	1	20	0	0	169
	Costilla	1	1	5	1	1	7	86
	Mineral	0	0	1	4	0	7	34
	Rio Grande	1	14	5	35	4	0	313
	Saguache	1	2	9	10	2	9	128
	<b>Total</b>	9	41	25	97	10	25	1,321
13	Kit Carson	0	4	5	19	0	0	151
	Logan	6	13	7	52	2	21	401
	Morgan	4	10	13	19	1	32	455
	Phillips	0	2	1	0	1	0	47
	Sedgwick	0	1	5	9	0	1	64
	Washington	4	7	0	1	2	2	88
	Yuma	1	9	5	10	2	12	154
	<b>Total</b>	15	46	36	110	8	68	1,360
14	Grand	1	14	9	46	9	33	405
	Moffat	0	44	7	51	7	4	432
	Routt	1	34	5	176	7	38	741
	<b>Total</b>	2	92	21	273	23	75	1,578
15	Baca	2	4	2	2	0	1	52
	Cheyenne	0	0	0	2	0	2	29
	Kiowa	0	0	1	3	2	1	27
	Prowers	2	33	8	24	2	3	487
	<b>Total</b>	4	37	11	31	4	7	595
16	Bent	0	7	1	3	0	4	121
	Crowley	0	1	4	1	0	0	66
	Otero	2	27	9	66	4	4	518
	<b>Total</b>	2	35	14	70	4	8	705
17	Adams	65	596	185	404	82	16	7,421
	Broomfield	8	52	2	18	3	0	375
	<b>Total</b>	73	648	187	422	85	16	7,796
18	Arapahoe-Aurora	48	164	46	542	44	140	6,076
	Arapahoe-Littleton	0	0	0	0	0	0	0
	Douglas	11	131	35	342	22	124	2,649
	Elbert	1	5	0	15	4	2	160
	Lincoln	0	17	7	17	3	0	161
	<b>Total</b>	60	317	88	916	73	266	9,046
19	Weld	30	200	52	257	31	55	3,527
20	Boulder	41	469	70	226	25	11	3,337
	Boulder-Longmont	5	65	42	8	15	14	968
	<b>Total</b>	46	534	112	234	40	25	4,305
21	Mesa	23	236	47	392	28	82	3,351
22	Dolores	0	1	2	0	3	0	33
	Montezuma	5	20	4	79	9	11	717
	<b>Total</b>	5	21	6	79	12	11	750
<b>State Total</b>		<b>529</b>	<b>4,338</b>	<b>1,351</b>	<b>5,709</b>	<b>739</b>	<b>1,413</b>	<b>70,068</b>
<b>Percent of State Total</b>		<b>1%</b>	<b>6%</b>	<b>2%</b>	<b>8%</b>	<b>1%</b>	<b>2%</b>	<b>100%</b>

As of FY2010, county court dockets in Arapahoe County were reorganized resulting in the closure of the Arapahoe-Aurora location. Arapahoe-Aurora cases were moved to a new location, Arapahoe-Englewood, which will be reflected in future Annual Reports.

Table 31: County Court Small Claims Filings by Type, FY2012

District	Court Location	Change of		Landlord Tenant	Money	Other	Total
		Covenant	Venue				
1	Gilpin	0	0	0	15	0	15
	Jefferson	27	0	157	920	10	1,114
	<b>Total</b>	27	0	157	935	10	1,129
3	Huerfano	1	0	0	24	0	25
	Las Animas	0	0	0	40	0	40
	<b>Total</b>	1	0	0	64	0	65
4	El Paso	0	0	304	1,099	2	1,405
	Teller	4	0	13	37	0	54
	<b>Total</b>	4	0	317	1,136	2	1,459
5	Clear Creek	0	0	0	21	1	22
	Eagle-Basalt	0	0	1	23	0	24
	Eagle Lake	0	0	17	210	1	228
	Summit	0	0	0	100	0	100
	<b>Total</b>	0	0	18	364	2	384
6	Archuleta	0	0	1	25	0	26
	La Plata	0	0	19	87	0	106
	San Juan	0	0	0	0	0	0
	<b>Total</b>	0	0	20	112	0	132
7	Delta	0	0	12	69	0	81
	Gunnison	0	0	6	32	0	38
	Hinsdale	0	0	0	1	0	1
	Montrose-Nucla	0	0	0	5	0	5
	Montrose	0	0	4	87	0	91
	Ouray	1	0	2	7	0	10
	San Miguel	0	0	2	30	0	32
	<b>Total</b>	1	0	26	231	0	258
8	Jackson	0	0	0	9	0	9
	Larimer	16	0	84	408	1	509
	Larimer-Loveland	0	0	0	0	0	0
	<b>Total</b>	16	0	84	417	1	518
9	Garfield	9	0	49	96	3	157
	Pitkin	0	0	8	76	0	84
	Rio Blanco-Meeker	0	0	0	17	0	17
	Garfield-Rifle	0	0	7	58	0	65
	Rio Blanco	0	0	0	18	0	18
<b>Total</b>	9	0	64	265	3	341	
10	Pueblo	19	0	21	275	0	315
11	Chaffee	0	0	0	42	1	43
	Custer	0	0	0	12	0	12
	Fremont	1	0	15	85	1	102
	Park	0	0	2	34	1	37
	<b>Total</b>	1	0	17	173	3	194



Table 31: County Court Small Claims Filings by Type, FY2012

District	Court Location	Change of		Landlord	Money	Other	Total
		Covenant	Venue				
12	Alamosa	0	0	0	42	0	42
	Conejos	0	0	0	12	1	13
	Costilla	0	0	0	6	0	6
	Mineral	0	0	0	1	0	1
	Rio Grande	0	0	1	21	0	22
	Saguache	0	0	0	9	0	9
	<i>Total</i>		0	0	1	91	1
13	Kit Carson	0	0	0	26	0	26
	Logan	0	0	6	34	0	40
	Morgan	0	0	4	57	0	61
	Phillips	0	0	0	6	0	6
	Sedgwick	0	0	0	11	0	11
	Washington	0	0	0	15	0	15
	Yuma	0	0	0	37	0	37
	<i>Total</i>		0	0	10	186	0
14	Grand	0	0	8	45	0	53
	Moffat	0	0	3	49	0	52
	Routt	0	0	3	70	2	75
	<i>Total</i>		0	0	14	164	2
15	Baca	0	0	0	17	0	17
	Cheyenne	0	0	0	14	0	14
	Kiowa	0	0	0	5	0	5
	Prowers	0	0	0	44	0	44
	<i>Total</i>		0	0	0	80	0
16	Bent	0	0	0	15	0	15
	Crowley	0	0	0	25	0	25
	Otero	0	0	4	68	0	72
	<i>Total</i>		0	0	4	108	0
17	Adams	9	0	22	751	6	788
	Broomfield	0	0	0	82	1	83
	<i>Total</i>		9	0	22	833	7
18	Arapahoe-Aurora	0	0	0	1	0	1
	Arapahoe-Littleton	16	0	98	973	32	1,119
	Douglas	1	0	23	345	1	370
	Elbert	0	0	3	41	0	44
	Lincoln	0	0	0	18	1	19
<i>Total</i>		17	0	124	1,378	34	1,553
19	Weld	12	0	68	359	1	440
20	Boulder	36	0	14	360	9	419
	Boulder-Longmont	0	0	0	0	0	0
	<i>Total</i>		36	0	14	360	9
21	Mesa	0	0	46	273	0	319
22	Dolores	0	0	0	5	0	5
	Montezuma	0	0	1	53	0	54
	<i>Total</i>		0	0	1	58	0
<i>State Total</i>		<b>152</b>	<b>0</b>	<b>1,028</b>	<b>7,862</b>	<b>75</b>	<b>9,117</b>
<i>Percent of State Total</i>		<b>2%</b>	<b>0%</b>	<b>11%</b>	<b>86%</b>	<b>1%</b>	<b>100%</b>

Table 32: County Court Traffic Filings by Type, FY 2012

District	Court Location	Driving Under Suspension, Revocation or Denial	Driving While Ability Impaired	Driving Under the Influence	Motor Vehicle	Municipal Appeal (Court Not of Record)	Total
1	Gilpin	180	4	108	406	0	698
	Jefferson	4,803	61	1,729	6,712	0	13,305
	<b>Total</b>	<b>4,983</b>	<b>65</b>	<b>1,837</b>	<b>7,118</b>	<b>0</b>	<b>14,003</b>
3	Huerfano	95	7	49	242	0	393
	Las Animas	180	8	83	626	0	897
	<b>Total</b>	<b>275</b>	<b>15</b>	<b>132</b>	<b>868</b>	<b>0</b>	<b>1,290</b>
4	El Paso	4,654	79	2,659	7,942	0	15,334
	Teller	182	14	119	325	0	640
	<b>Total</b>	<b>4,836</b>	<b>93</b>	<b>2,778</b>	<b>8,267</b>	<b>0</b>	<b>15,974</b>
5	Clear Creek	248	10	142	796	0	1,196
	Eagle-Basalt	45	1	47	93	0	186
	Eagle	514	28	344	801	0	1,687
	Lake	84	1	61	202	0	348
	Summit	350	2	291	678	0	1,321
<b>Total</b>	<b>1,241</b>	<b>42</b>	<b>885</b>	<b>2,570</b>	<b>0</b>	<b>4,738</b>	
6	Archuleta	90	1	58	136	0	285
	La Plata	434	17	399	934	0	1,784
	San Juan	2	0	2	33	0	37
	<b>Total</b>	<b>526</b>	<b>18</b>	<b>459</b>	<b>1,103</b>	<b>0</b>	<b>2,106</b>
7	Delta	210	9	149	393	0	761
	Gunnison	62	4	92	234	1	393
	Hinsdale	1	0	3	14	0	18
	Montrose-Nucla	12	0	9	16	0	37
	Montrose	269	23	161	399	1	853
	Ouray	36	3	25	53	0	117
	San Miguel	49	2	52	78	0	181
	<b>Total</b>	<b>639</b>	<b>41</b>	<b>491</b>	<b>1,187</b>	<b>2</b>	<b>2,360</b>
8	Jackson	9	1	11	86	0	107
	Larimer	1,293	16	1,061	1,606	0	3,976
	Larimer-Loveland	857	29	505	1,002	0	2,393
	<b>Total</b>	<b>2,159</b>	<b>46</b>	<b>1,577</b>	<b>2,694</b>	<b>0</b>	<b>6,476</b>
9	Garfield	346	22	328	891	0	1,587
	Garfield-Rifle	345	10	135	596	0	1,086
	Pitkin	111	1	145	165	0	422
	Rio Blanco-Meeker	63	1	23	209	0	296
	Rio Blanco-Rangely	34	0	22	124	0	180
	<b>Total</b>	<b>899</b>	<b>34</b>	<b>653</b>	<b>1,985</b>	<b>0</b>	<b>3,571</b>
10	Pueblo	1,588	18	653	1,471	0	3,730
11	Chaffee	0	3	75	204	0	282
	Custer	9	0	8	36	0	53
	Fremont	398	5	158	530	0	1,091
	Park	130	6	64	257	0	457
	<b>Total</b>	<b>537</b>	<b>14</b>	<b>305</b>	<b>1,027</b>	<b>0</b>	<b>1,883</b>

As of FY2010, county court dockets in Arapahoe County were reorganized resulting in the closure of the Arapahoe-Aurora location. Arapahoe-Aurora cases were moved to a new location, Arapahoe-Englewood, which will be reflected in future Annual Reports.

Table 32: County Court Traffic Filings by Type, FY 2012

District	Court Location	Driving Under Suspension, Revocation or Denial	Driving While Ability Impaired	Driving Under the Influence	Motor Vehicle	Municipal Appeal (Court Not of Record)	Total
12	Alamosa	294	6	227	287	0	814
	Conejos	71	2	55	98	0	226
	Costilla	16	0	17	151	0	184
	Mineral	19	0	5	126	0	150
	Rio Grande	190	4	86	399	0	679
	Saguache	56	2	16	177	1	252
	<b>Total</b>	<b>646</b>	<b>14</b>	<b>406</b>	<b>1,238</b>	<b>1</b>	<b>2,305</b>
13	Kit Carson	77	8	36	132	0	253
	Logan	201	17	103	398	0	719
	Morgan	276	11	126	497	0	910
	Phillips	11	0	13	31	0	55
	Sedgwick	18	0	18	79	0	115
	Washington	57	1	17	140	0	215
	Yuma	51	2	24	130	0	207
	<b>Total</b>	<b>691</b>	<b>39</b>	<b>337</b>	<b>1,407</b>	<b>0</b>	<b>2,474</b>
14	Grand	112	1	119	321	0	553
	Moffat	121	5	86	262	0	474
	Routt	186	7	185	394	1	773
	<b>Total</b>	<b>419</b>	<b>13</b>	<b>390</b>	<b>977</b>	<b>1</b>	<b>1,800</b>
15	Baca	43	1	15	114	0	173
	Cheyenne	15	0	7	70	0	92
	Kiowa	1	0	6	82	0	89
	Prowers	227	8	114	974	0	1,323
	<b>Total</b>	<b>286</b>	<b>9</b>	<b>142</b>	<b>1,240</b>	<b>0</b>	<b>1,677</b>
16	Bent	33	1	20	57	0	111
	Crowley	25	0	10	72	0	107
	Otero	205	13	93	278	1	590
	<b>Total</b>	<b>263</b>	<b>14</b>	<b>123</b>	<b>407</b>	<b>1</b>	<b>808</b>
17	Adams	5,260	53	2,917	6,741	0	14,971
	Broomfield	621	3	191	539	0	1,354
	<b>Total</b>	<b>5,881</b>	<b>56</b>	<b>3,108</b>	<b>7,280</b>	<b>0</b>	<b>16,325</b>
18	Arapahoe-Aurora	5,459	44	2,622	7,096	0	15,221
	Arapahoe-Littleton	0	0	0	0	0	0
	Douglas	1,225	18	844	3,393	1	5,481
	Elbert	75	3	53	221	0	352
	Lincoln	72	0	21	284	0	377
<b>Total</b>	<b>6,831</b>	<b>65</b>	<b>3,540</b>	<b>10,994</b>	<b>1</b>	<b>21,431</b>	
19	Weld	2,800	41	1,098	3,313	0	7,252
20	Boulder	1,067	63	954	2,161	0	4,245
	Boulder-Longmont	548	10	314	727	0	1,599
	<b>Total</b>	<b>1,615</b>	<b>73</b>	<b>1,268</b>	<b>2,888</b>	<b>0</b>	<b>5,844</b>
21	Mesa	1,117	25	626	2,235	1	4,004
22	Dolores	25	3	12	22	0	62
	Montezuma	298	4	193	504	0	999
	<b>Total</b>	<b>323</b>	<b>7</b>	<b>205</b>	<b>526</b>	<b>0</b>	<b>1,061</b>
<b>State Total</b>		<b>38,555</b>	<b>742</b>	<b>21,013</b>	<b>60,795</b>	<b>7</b>	<b>121,112</b>
<b>Percent of State Total</b>		<b>32%</b>	<b>1%</b>	<b>17%</b>	<b>50%</b>	<b>0%</b>	<b>100%</b>

As of FY2010, county court dockets in Arapahoe County were reorganized resulting in the closure of the Arapahoe-Aurora location. Arapahoe-Aurora cases were moved to a new location, Arapahoe-Englewood, which will be reflected in future Annual Reports.

## WATER COURT JUDGES

Division One	Greeley	James Hartmann, Jr.
Division Two	Pueblo	C. Dennis Maes
Division Three	Alamosa	O. John Kuenhold
Division Four	Montrose	J. Steven Patrick
Division Five	Glenwood Springs	James B. Boyd
Division Six	Steamboat Springs	Michael A. O'Hara, III
Division Seven	Durango	Gregory G. Lyman

## **Water Court**

The Water Right Determination and Administration Act of 1969 created seven water divisions based upon the drainage patterns of major rivers in Colorado: the South Platte, Arkansas, Rio Grande, Gunnison, Colorado, White and San Juan rivers. Each water division is staffed by a division engineer appointed by the state engineer; a water judge appointed by the Colorado Supreme Court; a water referee appointed by the water judge; and a water clerk assigned by the district court.

Water judges are district judges who have jurisdiction in the determination of water rights, the use and administration of water, and all other water matters within the jurisdiction of the water division. There are no jury trials in water courts, and all appeals are filed directly with the Colorado Supreme Court.

All water courts operate under a standard case definition approved by the Colorado Supreme Court in 1981. This made possible the establishment of water court filing standards, which have been reported annually by water divisions since July 1, 1981.

Specific information regarding each of the seven water divisions is available at <http://www.courts.state.co.us/supct/supctwaterctindex.htm>.

**Table 33: Water Court Filings, Claims, and Percent Change: FY 2011, FY 2012**

<b>Division</b>	<b>FY11</b>	<b>FY12</b>	<b>Percent Change</b>
<b>One - Weld County, Greeley</b>			
Filings	246	360	46%
Claims	1,605	2,181	36%
<b>Two - Pueblo County, Pueblo</b>			
Filings	100	135	35%
Claims	357	730	104%
<b>Three - Alamosa County, Alamosa</b>			
Filings	36	39	8%
Claims	78	116	49%
<b>Four - Montrose County, Montrose</b>			
Filings	201	156	-22%
Claims	741	411	-45%
<b>Five - Garfield County, Glenwood Springs</b>			
Filings	225	213	-5%
Claims	844	950	13%
<b>Six - Routt County, Steamboat Springs</b>			
Filings	59	88	49%
Claims	220	341	55%
<b>Seven - La Plata County, Durango</b>			
Filings	89	85	-4%
Claims	204	202	-1%
<b>State Total</b>			
<b>Filings</b>	<b>956</b>	<b>1,076</b>	<b>13%</b>
<b>Claims</b>	<b>4,049</b>	<b>4,931</b>	<b>22%</b>

# The Office of Dispute Resolution

The Office of Dispute Resolution (ODR) was created by the Colorado Dispute Resolution Act in 1983. The ODR's mission is to establish or make available dispute resolution programs and related services throughout the state, as designated by the Chief Justice of Colorado's Supreme Court. The courts were encouraged to expand use of the Dispute Resolution Act by HJR 97-1020.

ODR assists the court in designing, implementing, and administering dispute resolution programs. ODR provides services, including mediation, parenting coordination/decision making, parenting plan facilitation, family group conferencing, and settlement conferences. ODR also manages the federal Access & Visitation Grant for the State of Colorado providing support and funding for dispute resolution programs targeting never-married parents with the goal of increasing parenting time.

In addition to providing services, ODR helps establish Colorado's dispute resolution policies; provides information to the public; collaborates with other individuals and organizations, including government agencies, state and local bar associations, community mediation centers, schools, private and public dispute resolution programs, and others to increase access to dispute resolution services; consults with state and local governments regarding the design, implementation, and administration of dispute resolution programs; and provides dispute resolution education and training.

ODR neutrals first began mediating cases in fiscal year 1985, with 54 domestic relations cases. In fiscal year 2012, an estimated 8,136 cases were reported from Colorado's 22 judicial districts. These cases included domestic relations, civil, criminal, juvenile, dependency and neglect, child support enforcement, county court, small claims, and probate. Mediation services constituted approximately 98 percent of ODR's services in fiscal year 2011.

ODR receives a General Fund appropriation for administrative and program costs. Parties pay the mediator directly for services. ODR continues to provide reduced-fee services for qualifying indigent parties based on its General Fund appropriation and continued receipt of the Federal Access and Visitation Program grant funds. General information regarding the Office of Dispute Resolution is available at [www.colroadoODR.org](http://www.colroadoODR.org)

**Table 34: ADR Services Provided by Case Type and Disposition Percentage for FY2012**

Case Type	Cases completely or partially resolved	Cases not resolved <sup>1</sup>	Cases served left with proposal <sup>2</sup>	Cases inappropriate for ADR	Cases ongoing	ADR not provided <sup>3</sup>	Total # of cases reported
<b>Domestic - Initial Filings</b>	2,694	738	365	44	130	290	4,261
<b>Percentage</b>	63.2%	17.3%	8.6%	1.0%	3.1%	6.8%	
<b>Domestic - Modifications</b>	1,243	755	232	34	79	88	2,431
<b>Percentage</b>	51.1%	31.1%	9.5%	1.4%	3.2%	3.6%	
<b>D&amp;N (Non-EPP)</b>	27	0	6	0	0	4	37
<b>Percentage</b>	73.0%	0.0%	16.2%	0.0%	0.0%	10.8%	
<b>D&amp;N (EPP)</b>	69	15	7	0	2	9	102
<b>Percentage</b>	67.6%	14.7%	6.9%	0.0%	2.0%	8.8%	
<b>D&amp;N (not specified)</b>	116	20	20	0	1	11	168
<b>Percentage</b>	69.0%	11.9%	11.9%	0.0%	0.6%	6.5%	
<b>Child Support Enforcement</b>	151	30	7	1	6	75	270
<b>Percentage</b>	55.9%	11.1%	2.6%	0.4%	2.2%	27.8%	
<b>Juvenile</b>	114	38	10	5	3	33	203
<b>Percentage</b>	56.2%	18.7%	4.9%	2.5%	1.5%	16.3%	
<b>District Civil</b>	94	79	28	1	7	10	219
<b>Percentage</b>	42.9%	36.1%	12.8%	0.5%	3.2%	4.6%	
<b>County Civil</b>	152	116	26	5	8	54	361
<b>Percentage</b>	42.1%	32.1%	7.2%	1.4%	2.2%	15.0%	
<b>Criminal</b>	25	3	5	0	4	0	37
<b>Percentage</b>	67.6%	8.1%	13.5%	0.0%	10.8%	0.0%	
<b>Probate</b>	6	8	2	0	0	0	16
<b>Percentage</b>	37.5%	50.0%	12.5%	0.0%	0.0%	0.0%	
<b>Collections</b>	1	2	0	0	0	2	5
<b>Percentage</b>	20.0%	40.0%	0.0%	0.0%	0.0%	40.0%	
<b>Small Claims</b>	2	4	0	0	0	1	7
<b>Percentage</b>	28.6%	57.1%	0.0%	0.0%	0.0%	14.3%	
<b>Restraining Orders</b>	8	1	1	0	0	0	10
<b>Percentage</b>	80.0%	10.0%	10.0%	0.0%	0.0%	0.0%	
<b>Other</b>	5	2	0	1	0	1	9
<b>Percentage</b>	55.6%	22.2%	0.0%	11.1%	0.0%	11.1%	
<b>Total Cases Reported</b>	<b>4,707</b>	<b>1,811</b>	<b>709</b>	<b>91</b>	<b>240</b>	<b>578</b>	8,136
<b>Percentage</b>	57.9%	22.3%	8.7%	1.1%	2.9%	7.1%	

<sup>1</sup> No agreement was reached or award entered at time of service. The parties may or may not have settled subsequent to ADR service; this information is not available.

<sup>2</sup> Parties left with proposed agreement. Information is not available as to whether this agreement was finalized.

<sup>3</sup> ADR was not provided for a variety of reasons, including settlement prior to ADR service, refusal by one party, decision to use another provider, and other.



**Table: 35 ADR Services Provided by District and Case Type FY 2012**  
**Colorado Office of Dispute Resolution**

Judicial District	Domestic Relations (Initial Filings)	Domestic Relations (Modifications)	<sup>1</sup> Child Support Enforcement	<sup>2</sup> D&N - EPP	D&N - Non-EPP	D&N (not specified)	District Civil	JV	County Civil	Collections	Probate	Small Claims	Criminal	Restraining Orders	Other	Total Cases Served
1	281	224	0	0	0	1	19	9	7	0	1	0	0	0	0	542
2	163	208	29	21	4	55	11	130	7	0	6	0	0	0	1	635
3	25	15	0	0	0	0	2	1	1	0	0	0	0	0	0	44
4	1058	520	20	80	32	100	31	12	213	3	3	5	37	10	1	2125
5	77	35	0	0	0	0	8	0	22	0	0	0	0	0	0	142
6	6	4	1	0	0	0	4	0	0	0	0	0	0	0	0	15
7	6	13	0	0	0	1	3	0	58	1	0	0	0	0	0	82
8	288	160	0	0	1	4	23	2	2	0	0	0	0	0	0	480
9	65	29	0	0	0	0	4	3	1	0	0	0	0	0	0	102
10	416	97	0	0	0	0	14	0	5	0	2	0	0	0	0	534
11	185	50	0	0	0	0	9	0	11	0	0	2	0	0	0	257
12	0	1	3	0	0	0	1	0	0	0	0	0	0	0	1	6
13	109	40	2	0	0	0	0	0	0	0	0	0	0	0	0	151
14	28	25	1	0	0	0	0	1	0	0	0	0	0	0	1	56
15	4	0	0	0	0	0	1	0	1	0	0	0	0	0	0	6
16	18	5	0	0	0	0	1	0	0	0	0	0	0	0	0	24
17	92	128	24	1	0	1	1	2	1	0	0	0	0	0	0	250
18	835	493	124	0	0	5	64	32	13	1	4	0	0	0	2	1573
19	218	73	64	0	0	0	5	8	3	0	0	0	0	0	3	374
20	117	143	2	0	0	0	13	3	12	0	0	0	0	0	0	290
21	258	162	0	0	0	0	4	0	4	0	0	0	0	0	0	428
22	12	6	0	0	0	1	1	0	0	0	0	0	0	0	0	20
<b>State Total</b>	<b>4261</b>	<b>2431</b>	<b>270</b>	<b>102</b>	<b>37</b>	<b>168</b>	<b>219</b>	<b>203</b>	<b>361</b>	<b>5</b>	<b>16</b>	<b>7</b>	<b>37</b>	<b>10</b>	<b>9</b>	<b>8136</b>

<sup>1</sup>Cases referred by Child Support agencies

<sup>2</sup>"EPP" means "Expedited Permanent Placement" and applies to cases with children under the age of six years old.

**Table 36: Mediation Services Provided by District and Case Type  
Colorado Office of Dispute Resolution**

Judicial District	Domestic Relations (Initial Filings)	Domestic Relations (Modifications)	<sup>1</sup> Child Support Enforcement	<sup>2</sup> D&N (EPP)	D&N (Non-EPP)	D&N (not specified)	JV	District Civil	County Civil	Collections	Probate	Small Claims	Criminal	Restraining Orders	Other	Total Cases Served
1	281	225	0	0	0	1	9	18	7	0	1	0	0	0	0	542
2	163	163	29	21	4	55	117	11	7	0	6	0	0	0	1	577
3	25	15	0	0	0	0	1	2	1	0	0	0	0	0	0	44
4	1058	518	20	80	32	100	12	31	213	3	3	5	37	10	1	2123
5	77	34	0	0	0	0	0	8	22	0	0	0	0	0	0	141
6	6	4	0	0	0	0	0	4	0	0	0	0	0	0	0	14
7	6	13	0	0	0	1	0	3	58	1	0	0	0	0	0	82
8	288	160	0	0	1	4	2	23	2	0	0	0	0	0	0	480
9	65	29	1	0	0	0	3	4	1	0	0	0	0	0	0	103
10	416	97	0	0	0	0	0	14	5	0	2	0	0	0	1	535
11	185	50	0	0	0	0	0	9	11	0	0	2	0	0	0	257
12	0	1	3	0	0	0	0	1	0	0	0	0	0	0	0	5
13	109	40	2	0	0	0	0	0	0	0	0	0	0	0	0	151
14	27	25	1	0	0	0	1	0	0	0	0	0	0	0	1	55
15	4	0	0	0	0	0	0	1	1	0	0	0	0	0	0	6
16	18	4	0	0	0	0	0	1	0	0	0	0	0	0	0	23
17	92	128	24	1	0	1	2	1	1	0	0	0	0	0	0	250
18	823	474	124	0	0	5	31	53	13	1	4	0	0	0	1	1529
19	218	73	64	0	0	0	8	5	3	0	0	0	0	0	3	374
20	117	103	2	0	0	0	3	13	12	0	0	0	0	0	0	250
21	258	162	0	0	0	0	0	4	4	0	0	0	0	0	0	428
22	12	6	0	0	0	1	0	1	0	0	0	0	0	0	0	20
<b>State Total</b>	<b>4248</b>	<b>2324</b>	<b>270</b>	<b>102</b>	<b>37</b>	<b>168</b>	<b>189</b>	<b>207</b>	<b>361</b>	<b>5</b>	<b>16</b>	<b>7</b>	<b>37</b>	<b>10</b>	<b>8</b>	<b>7989</b>

<sup>1</sup>Cases referred by Child Support agencies

<sup>2</sup>"EPP" means "Expedited Permanent Placement" and applies to cases with children under the age of six years old.

## FINANCIAL INFORMATION

In Fiscal Year 2012, the Judicial Branch had a budget of \$369.2 million (\$236.7 million in general funds and \$132.5 million in cash and federal funds) and 3,493 full-time equivalent staff. The increase over FY2011 reflects \$4.3 million in salary-related statewide common policy adjustments, \$5 million for new judges and staff as well as problem-solving court staff and staff to develop an in-house e-filing system, and a net reduction of \$2.8 in budget annualizations, reduced funding for the PERA rate swap and other common policy adjustments.

In FY2012, personnel costs of \$224.1 million comprised the largest portion of the budget. Benefits accounted for \$30.8 million, operating costs \$12.5 million, victims' compensation and assistance programs \$28.5 million dollars, and \$19.3 million was appropriated to mandated/interpreter costs for court appointed counsel, jury, interpreter and court costs. The remaining amounts were appropriated in various areas including federal funds and grants, offender services and treatment, training, courthouse furnishings, leased space and other miscellaneous items.

Personal Services (non Judge)	\$180,532,971	48.9%
Personal Services (Judge)	\$43,553,008	11.8%
Benefits	\$30,841,308	8.4%
Operating	\$12,454,806	3.4%
Mandated Costs/Interpreter Costs	\$19,265,636	5.2%
Victims Comp/Assistance	\$28,550,000	7.7%
Offender Services and Treatment Funding	\$26,248,332	7.1%
Federal Funds	\$8,500,000	2.3%
Other	\$19,267,585	5.2%
	\$369,213,646	100%

The Judicial Branch's FY2012 appropriation represented 2.4% of the State of Colorado's total appropriated budget.

**COLORADO JUDICIAL BRANCH**

**Collections**

**Fiscal Year 2011-12**

Table 37

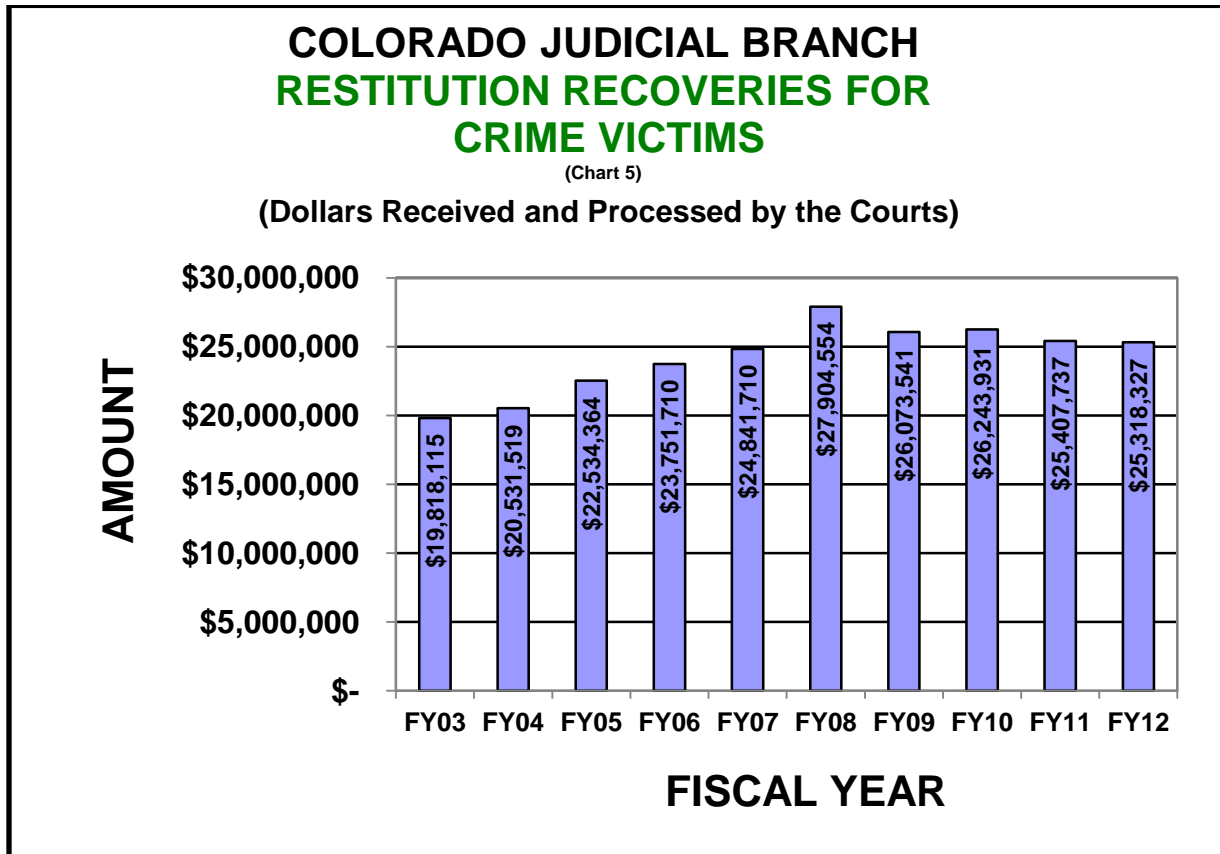
CATEGORY	Amount
<b>GENERAL FUND</b>	
Civil Action Tax and General Fund Civil Fees	\$ 400,943
Miscellaneous Criminal Costs, Forfeitures, and Related	\$ 1,579,719
Miscellaneous Fees	\$ 27,116
Public Defender Fees	\$ 288,315
Seized Asset Forfeitures: 1% Statutory Share	\$ 7,600
Supreme Court Docket Fee Tax (Non-Appeal Filings)	\$ 245
Victims Assistance (General Fund Portion)	\$ 258,004
<b>Subtotal</b>	<b>\$ 2,561,942</b>
<b>Percentage of Total</b>	<b>1.3%</b>
<b>HIGHWAY USERS TRUST FUND</b>	
D.U.I. Fines	\$ 2,398,148
Highway Construction Workers Safety Fund	\$ 72,274
Supplemental Unregistered Vehicle Fines	\$ 110
Traffic Fines & Forfeits	\$ 9,612,064
Wildlife Crossing Zones Safety Account	\$ 2,663
<b>Subtotal</b>	<b>\$ 12,085,259</b>
<b>Percentage of Total</b>	<b>6.3%</b>
<b>VICTIM RESTITUTION AND PROGRAM FUNDS</b>	
Restitution (Reimbursements to Victims of Crime for Losses Incurred)	\$ 25,318,327
Victim Address Confidentiality Surcharges (for Secy of State)	\$ 132,298
Victim Assistance Surcharges (for Local and State Victims Assistance Grant Programs)	\$ 16,163,725
Victim Compensation Costs (for Local Victims Compensation Programs)	\$ 13,075,466
<b>Subtotal</b>	<b>\$ 54,689,816</b>
<b>Percentage of Total</b>	<b>28.5%</b>
<b>OTHER SPECIAL PURPOSES AND FUNDS</b>	
Adolescent Substance Abuse Surcharges (for Div. of Alcohol & Drug Abuse)	\$ 65,872
Alcohol Evaluation/Supervision Fees	\$ 4,596,137
Animal Cruelty Surcharges (for Dept. of Agriculture)	\$ 3,637
Attorney Fee Reimbursements (Cost Recovery)	\$ 136,197
Child Abuse Investigation Surcharge (for Div. of Criminal Justice)	\$ 150,198
Collaborative Management Incentive Fund (for Dept. of Human Services; divorce fees; formerly "Family Stabilization")	\$ 2,803,085
Colorado Children's Trust Fund (for Dept. of Public Health and Environment)	\$ 365,231
Commercial Vehicle Enterprise Tax Fund (for Dept. of Revenue - Share of Excess Vehicle Wgt Penalties)	\$ 200,468
Continuing Legal Education Fund	\$ 349,544
Correctional Treatment Cash Fund (for Various Criminal Justice Agencies)	\$ 4,240,019
Court Security Fund	\$ 2,853,882
Disabled Parking Education and Enforcement Fund (for Dept. of Revenue)	\$ 2,474
Displaced Homemaker Fee (for Dept. of Labor and Employment)	\$ 108,968
Domestic Abuse Program Fund (for Dept. of Human Services)	\$ 157,892
Drug Offender Treatment Fund Interest	\$ 3,371
Family Friendly Courts Surcharge	\$ 257,067
Family Violence Justice Fund	\$ 159,249
Felony and Misdemeanor Fines (Judicial Fines Collection Cash Fund)	\$ 1,726,850
Fines - Parks and Outdoor Recreation Fund	\$ 27,621
Fines - Wildlife Cash Fund	\$ 68,398
Illegal Alien - Bond Forfeitures (for Dept. of Corrections and County Jails)	\$ 9,275
Interstate Compact Probation Transfer Cash Fund	\$ 200
Judicial Information Technology Fund	\$ 6,375,791
Judicial Performance Fund	\$ 601,587
Judicial Stabilization Fund	\$ 34,948,102
Justice Center Fund	\$ 17,650,454
Juvenile Offender Fund (Youthful Offender Surcharge)	\$ 104
Law Enforcement Assistance Fund (for Dept. of Health and Environment, Transportation Safety, Human Services)	\$ 1,714,206
Law Examiner Board Fund	\$ 1,098,794
Misc. Cost Recoveries (Various Trial Court and Probation costs recovered, incl. court share of OJW)	\$ 2,733,262
Municipalities & Counties Share of Fees & Fines Collected, DMV's share of OJW	\$ 9,811,086
Offender ID Fund (for Dept. of Public Safety and Judicial Dept.)	\$ 1,372,182
Office of Dispute Resolution Fund	\$ 1,242
Persistent Drunk Driver Surcharge (for Dept. of Transportation, Revenue, Human Services)	\$ 1,776,132
Probation Supervision Fees (Judicial Offender Services Fund)	\$ 12,812,599
Rural Alcohol and Substance Abuse Fund	\$ 104,446
Sex Offender Surcharge Fund (for Various Criminal Justice Agencies)	\$ 448,590
Supreme Court Committee Fund (Attorney Regulation)	\$ 7,083,133
Supreme Court Law Library Fund	\$ 482,524
Tax- Vital Statistics (for Dept. of Public Health and Environment)	\$ 79,311
Time Payment, Late Fees, Collection Costs (Judicial Collection Enhancement Fund)	\$ 4,014,535
Traumatic Brain Injury Surcharges (for Dept. of Human Services)	\$ 900,408
Useful Public Service Fees Collected (Judicial Operated Programs only)	\$ 244,903
<b>Subtotal</b>	<b>\$ 122,539,026</b>
<b>Percentage of Total</b>	<b>63.9%</b>
<b>TOTAL ALL CATEGORIES</b>	<b>\$ 191,876,043</b>

# COLORADO JUDICIAL BRANCH

## COLLECTIONS

In Fiscal Year 2012, the state courts throughout Colorado collected \$191.9 million in fines, fees, surcharges, costs, and victim restitution. Over fifty different statutory funds and purposes are supported by these revenues including the General Fund, Highway Users Trust Fund, Judicial Stabilization Fund, Correctional Treatment Cash Fund, Offender Services Fund, and many others. Of the total revenues, nearly 30%, or \$54.7 million, went to crime victim related programs, \$25.3 million of which were recoveries of restitution. Collection efforts are concentrated in Collections Investigator offices in the local courts and probation departments. Under this statewide program, the Judicial Branch has implemented a variety of proactive strategies and procedures. Examples include: investigating offenders' assets and earnings; issuing garnishments and attachments; locating offenders who are attempting to avoid their obligations; intercepting state income tax refunds, lottery winnings, unclaimed property, and gambling winnings; suspending driver's licenses; and referring accounts to private collection agencies. In addition to the efforts of Collections Investigators, other system personnel also play key roles in the collection process including judges, clerks, probation officers, court administrators, district attorneys, and other criminal justice agencies.

Helping make victims whole through the recovery of restitution continues to be a major area of emphasis for the Colorado courts. The chart below shows restitution recoveries over the last ten years.



# FY 2012 Final Appropriations

Chart 6

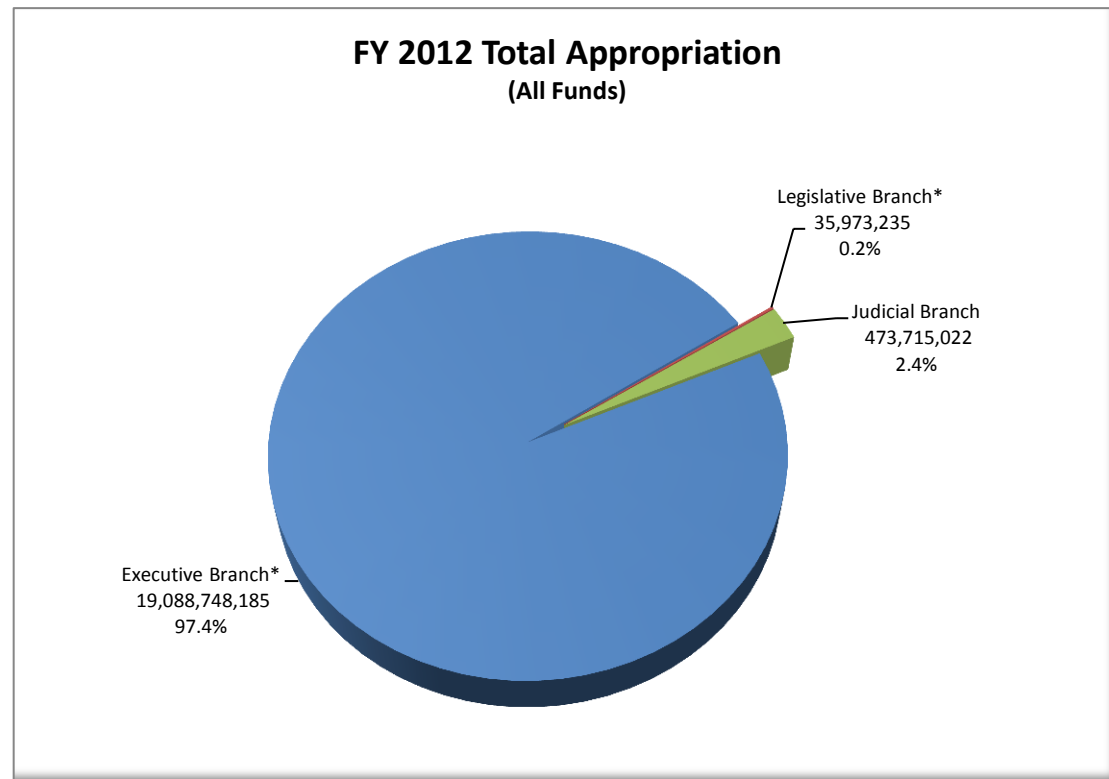


Chart 7

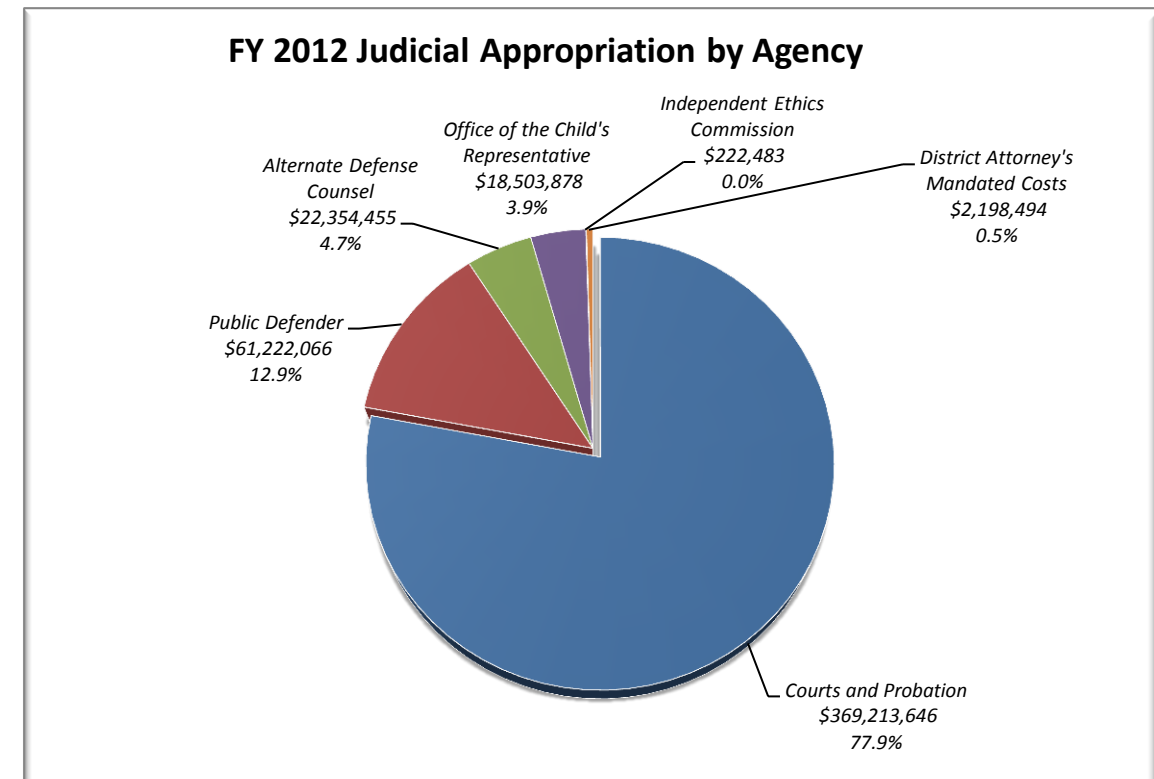


Chart 8

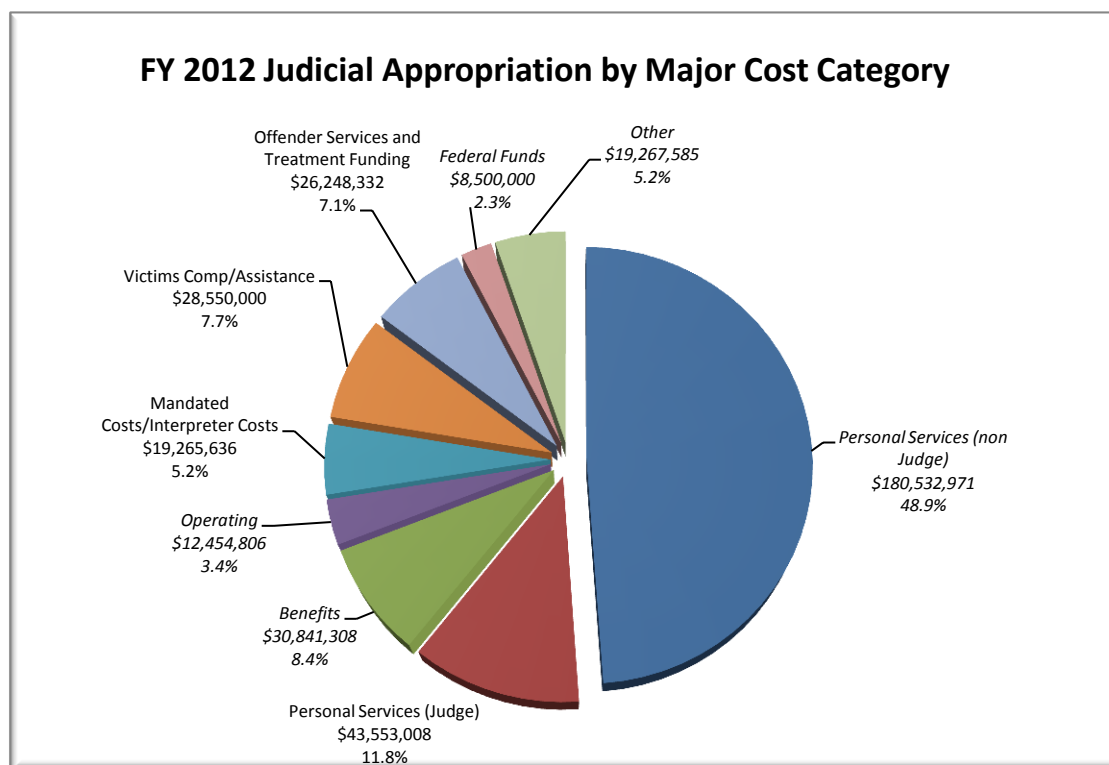
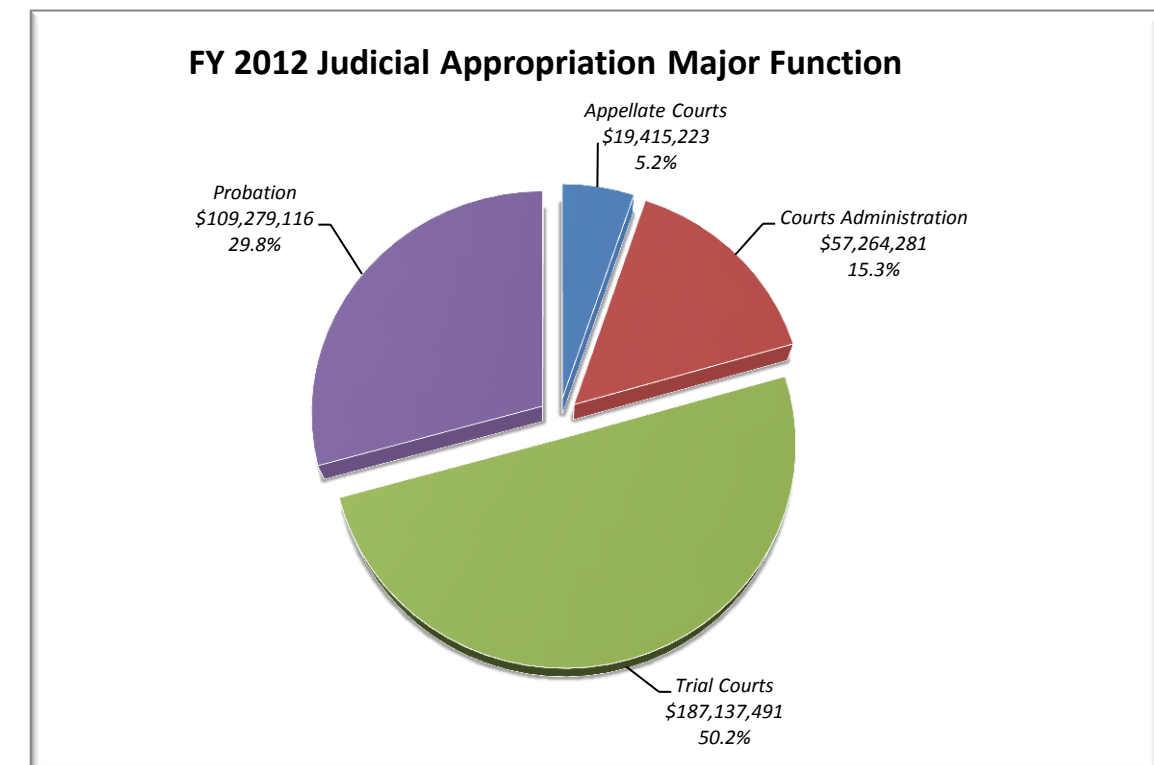


Chart 9





**FY 2012 Total Final Appropriations**

Executive Branch*	19,088,748,185	97.4%	
Legislative Branch*	35,973,235	0.2%	
Judicial Branch	473,715,022	2.4%	1.88%
<b>FY12 Total Appropriation</b>	<b>19,598,436,442</b>	<b>100.00%</b>	

Courts and Probation	\$ 369,213,646	77.9%	\$ 179,667,589
Public Defender	\$ 61,222,066	12.9%	
Alternate Defense Counsel	\$ 22,354,455	4.7%	
Office of the Child's Representative	\$ 18,503,878	3.9%	
Independent Ethics Commission	\$ 222,483	0.0%	
District Attorney's Mandated Costs	\$ 2,198,494	0.5%	
	<b>\$ 473,715,022</b>	<b>100.0%</b>	

Personal Services (non Judge)	\$180,532,971	48.9%
Personal Services (Judge)	\$43,553,008	11.8%
Benefits	\$30,841,308	8.4%
Operating	\$12,454,806	3.4%
Mandated Costs/Interpreter Costs	\$19,265,636	5.2%
Victims Comp/Assistance	\$28,550,000	7.7%
Offender Services and Treatment Funding	\$26,248,332	7.1%
Federal Funds	\$8,500,000	2.3%
Other	\$19,267,585	5.2%
	<b>369,213,646</b>	<b>100%</b>

Appellate Courts	\$19,415,223	5%
Courts Administration	\$57,264,281	15%
Trial Courts	\$187,137,491	50%
Probation	\$109,279,116	29%
	<b>\$373,096,111</b>	<b>100%</b>
	3,882,465.00	

\* from FY2012 appropriations report

<b>FY2012 Total Funds</b> (millions)	
Personal Services (non Judge)	\$180.5
Personal Services (Judge)	\$43.6
Benefits	\$30.8
Operating	\$12.5
Mandated Costs/Interpreter Costs	\$19.3
Victims Comp/Assistance	\$28.6
Other	\$19.3
<b>Total</b>	<b>\$334.5</b>



FY2012 General Fund Appropriations		
Executive Branch	6,739,002,048	96.08%
Legislative Branch	34,684,832	0.49%
Courts and Probation	240,097,813	3.42%
FY12 Total Appropriation	<u>7,013,784,693</u>	100.00%

# FY 2012 Final Appropriations

Chart 6

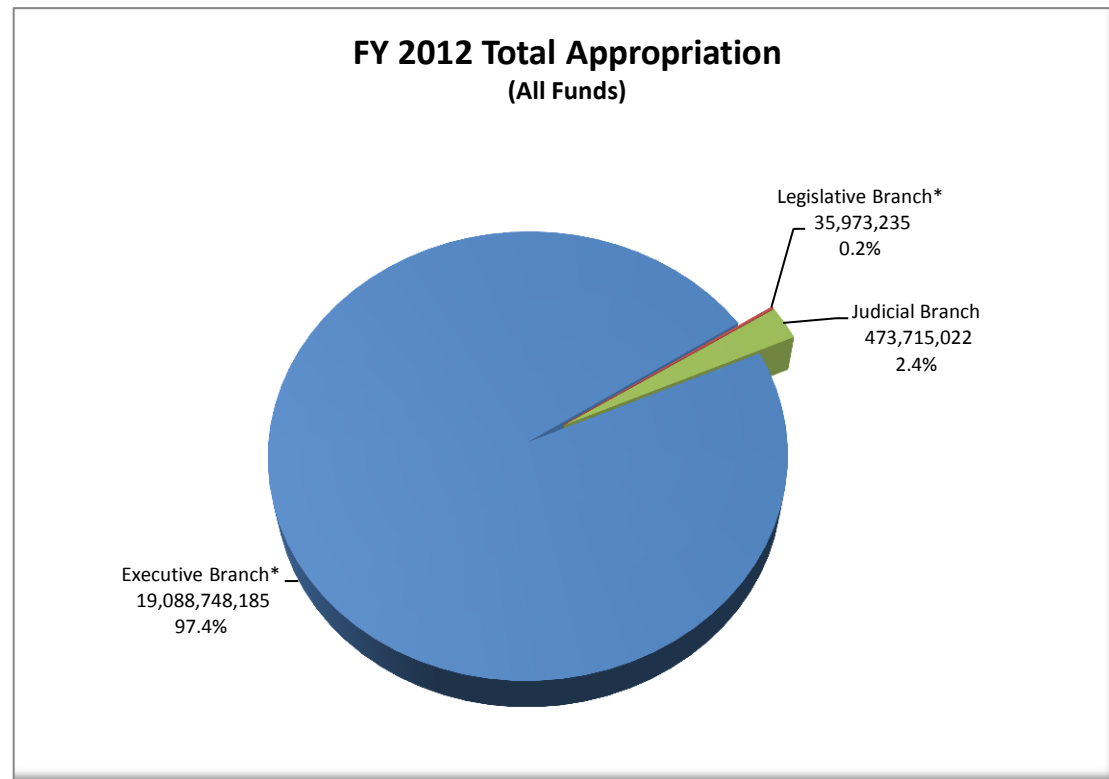


Chart 7

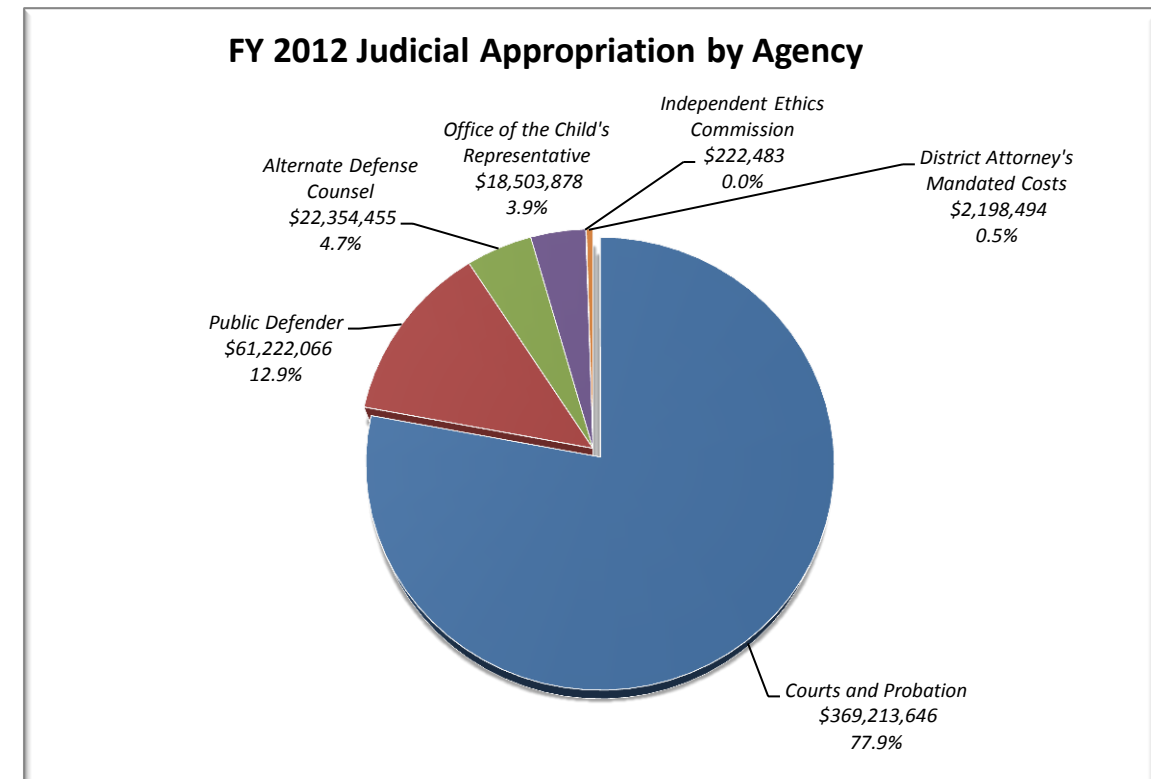


Chart 8

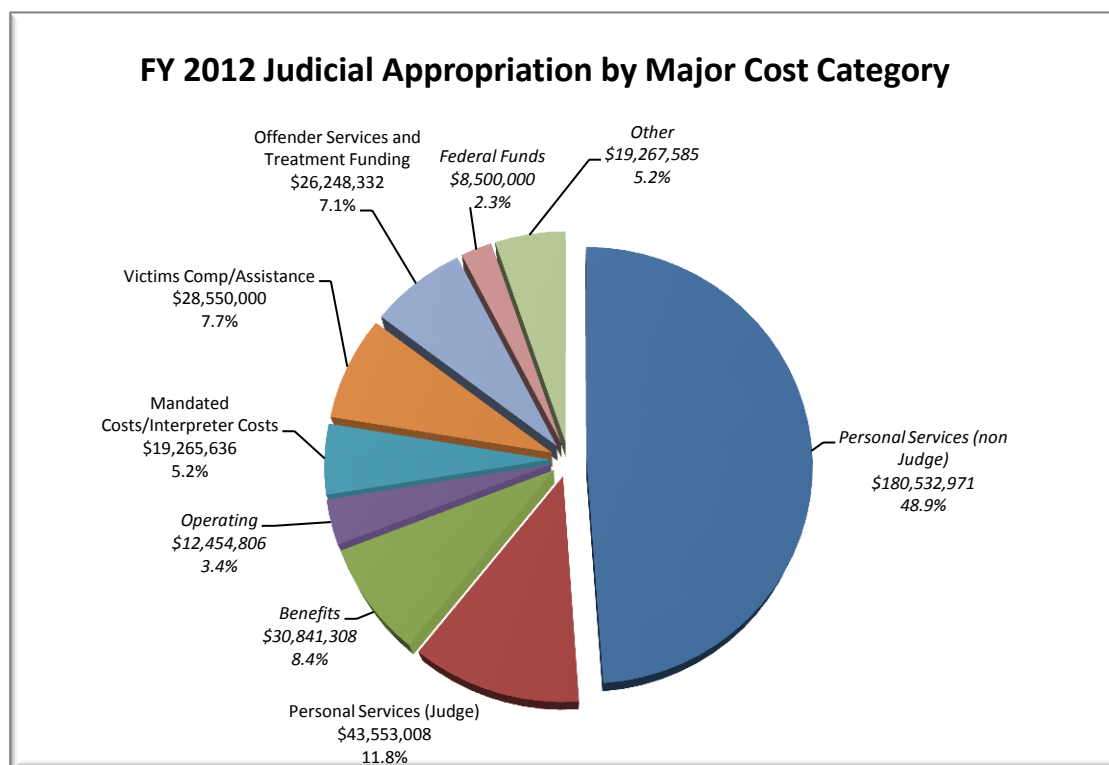
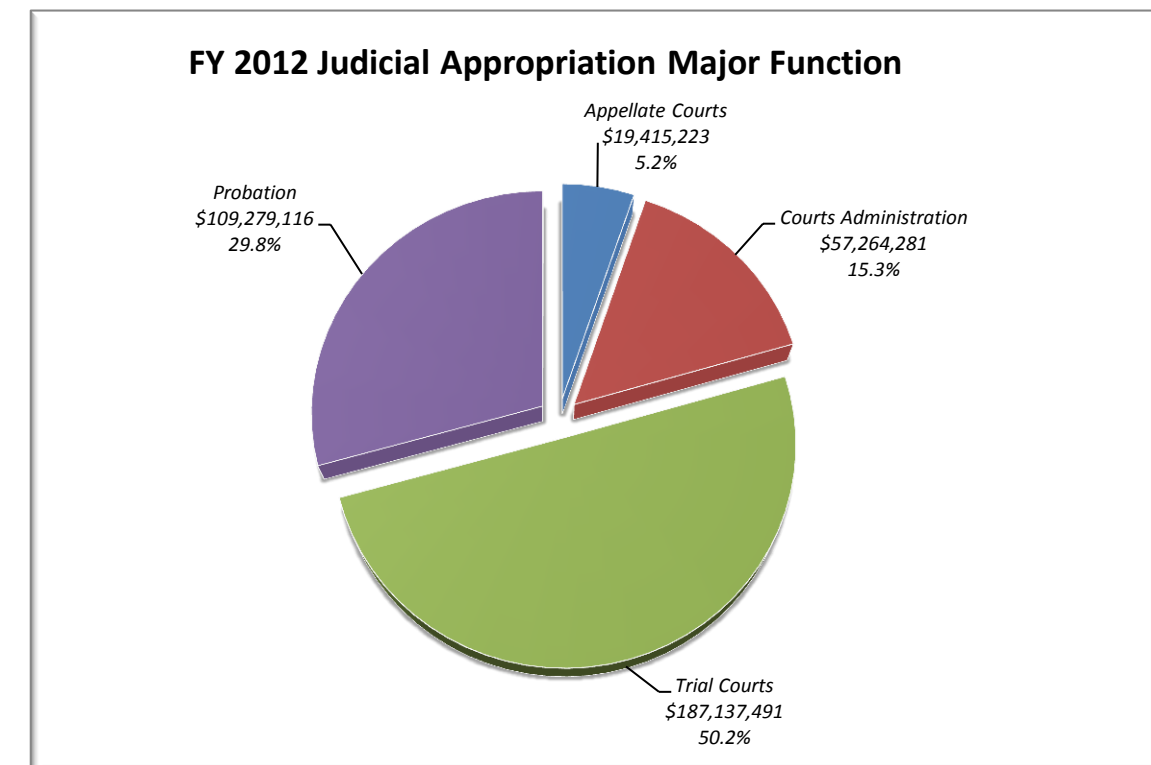


Chart 9





**FY 2012 Total Final Appropriations**

Executive Branch*	19,088,748,185	97.4%	
Legislative Branch*	35,973,235	0.2%	
Judicial Branch	473,715,022	2.4%	1.88%
<b>FY12 Total Appropriation</b>	<b>19,598,436,442</b>	<b>100.00%</b>	

Courts and Probation	\$ 369,213,646	77.9%	\$ 179,667,589
Public Defender	\$ 61,222,066	12.9%	
Alternate Defense Counsel	\$ 22,354,455	4.7%	
Office of the Child's Representative	\$ 18,503,878	3.9%	
Independent Ethics Commission	\$ 222,483	0.0%	
District Attorney's Mandated Costs	\$ 2,198,494	0.5%	
	<b>\$ 473,715,022</b>	<b>100.0%</b>	

Personal Services (non Judge)	\$180,532,971	48.9%
Personal Services (Judge)	\$43,553,008	11.8%
Benefits	\$30,841,308	8.4%
Operating	\$12,454,806	3.4%
Mandated Costs/Interpreter Costs	\$19,265,636	5.2%
Victims Comp/Assistance	\$28,550,000	7.7%
Offender Services and Treatment Funding	\$26,248,332	7.1%
Federal Funds	\$8,500,000	2.3%
Other	\$19,267,585	5.2%
	<b>369,213,646</b>	<b>100%</b>

Appellate Courts	\$19,415,223	5%
Courts Administration	\$57,264,281	15%
Trial Courts	\$187,137,491	50%
Probation	\$109,279,116	29%
	<b>\$373,096,111</b>	<b>100%</b>
	3,882,465.00	

\* from FY2012 appropriations report

<b>FY2012 Total Funds</b> (millions)	
Personal Services (non Judge)	\$180.5
Personal Services (Judge)	\$43.6
Benefits	\$30.8
Operating	\$12.5
Mandated Costs/Interpreter Costs	\$19.3
Victims Comp/Assistance	\$28.6
Other	\$19.3
<b>Total</b>	<b>\$334.5</b>

FY2012 General Fund Appropriations		
Executive Branch	6,739,002,048	96.08%
Legislative Branch	34,684,832	0.49%
Courts and Probation	240,097,813	3.42%
FY12 Total Appropriation	<u>7,013,784,693</u>	100.00%

# FY 2012 Final Appropriations

Chart 6

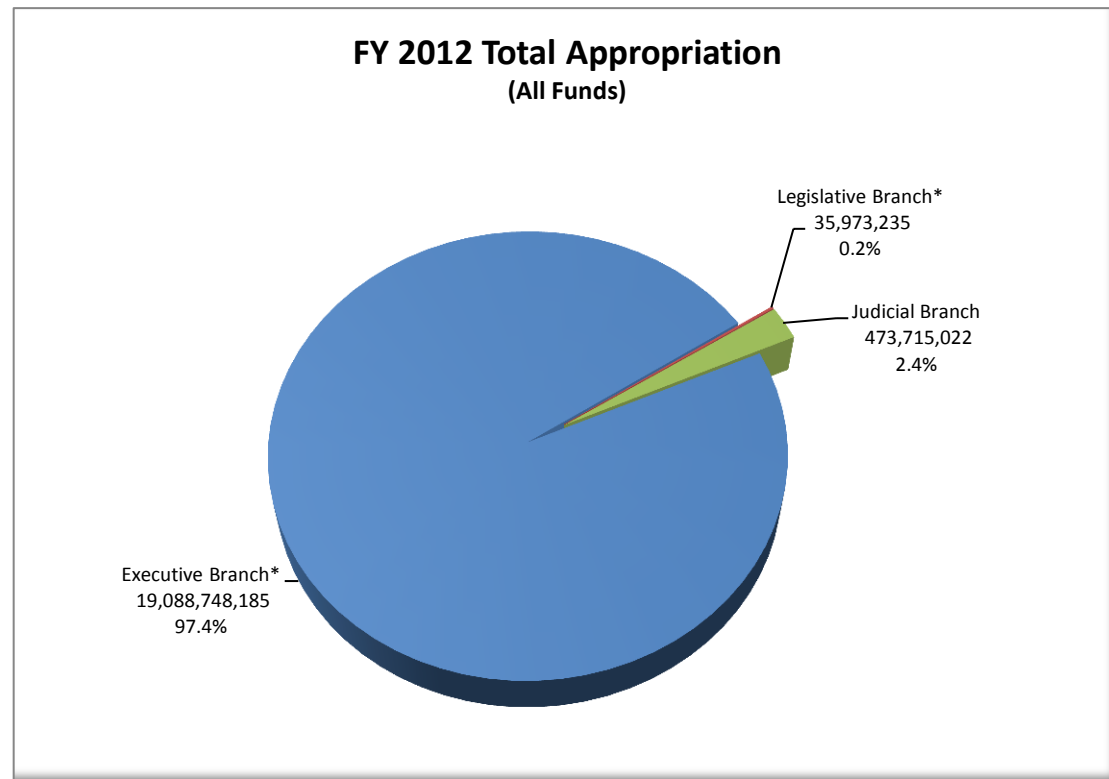


Chart 7

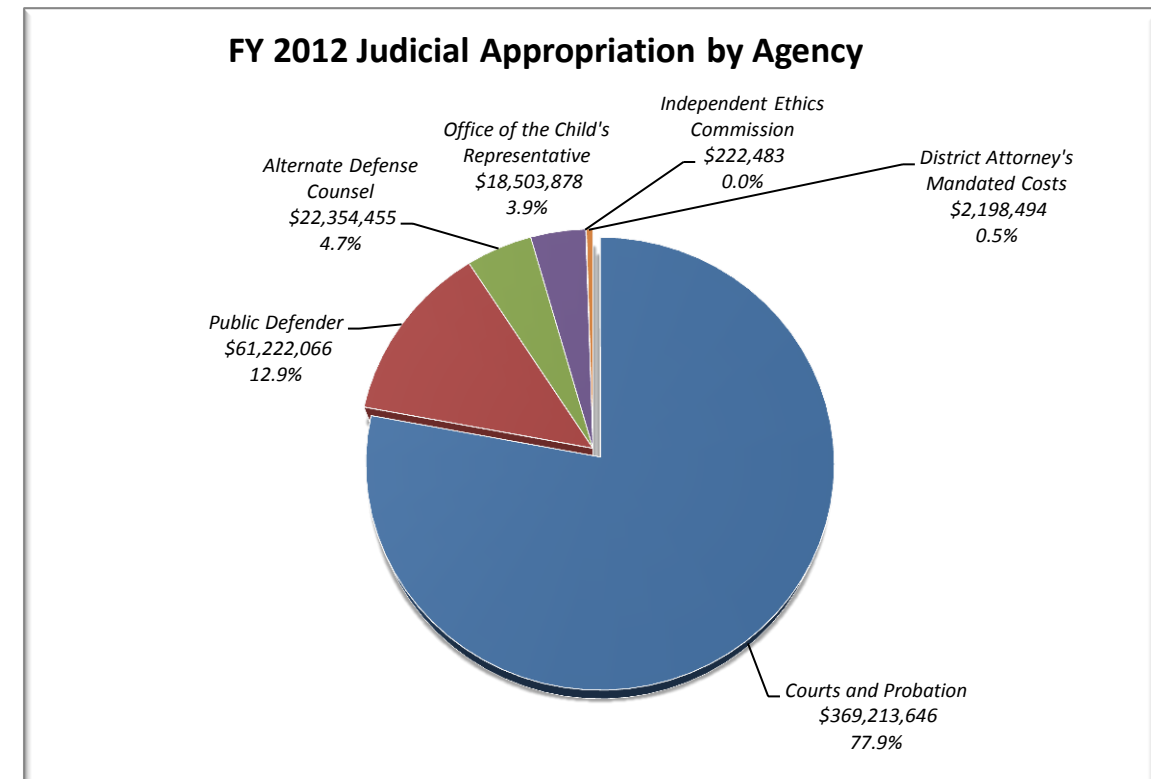


Chart 8

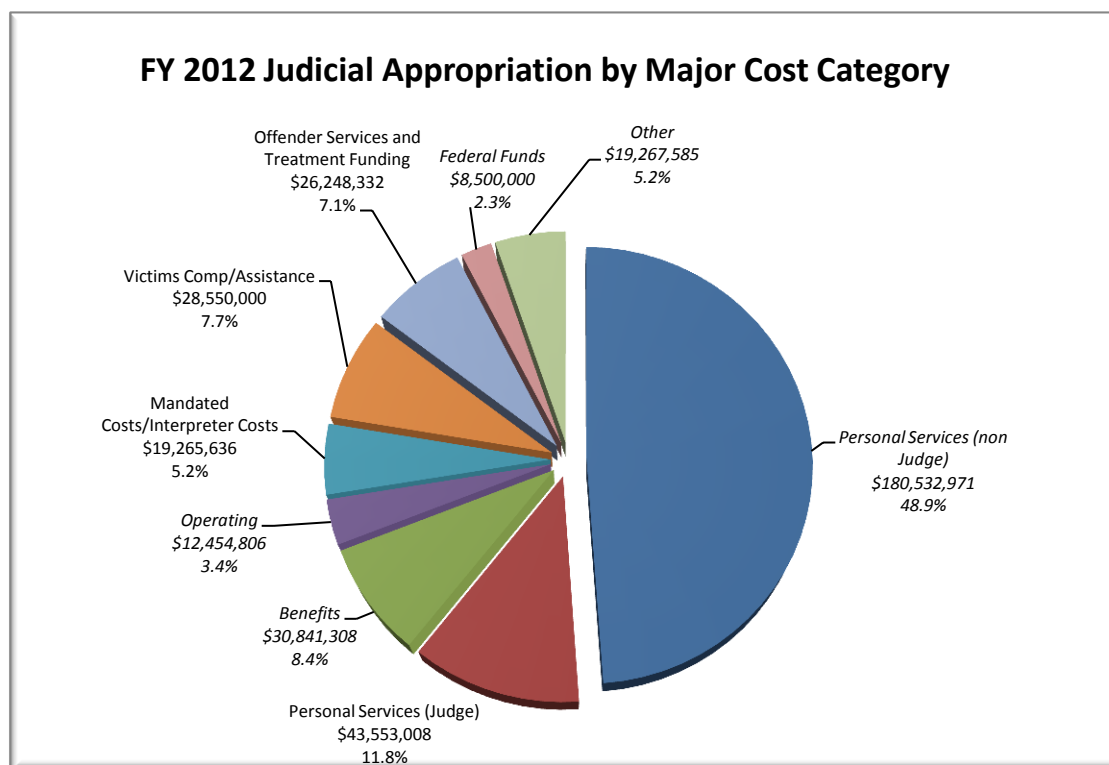
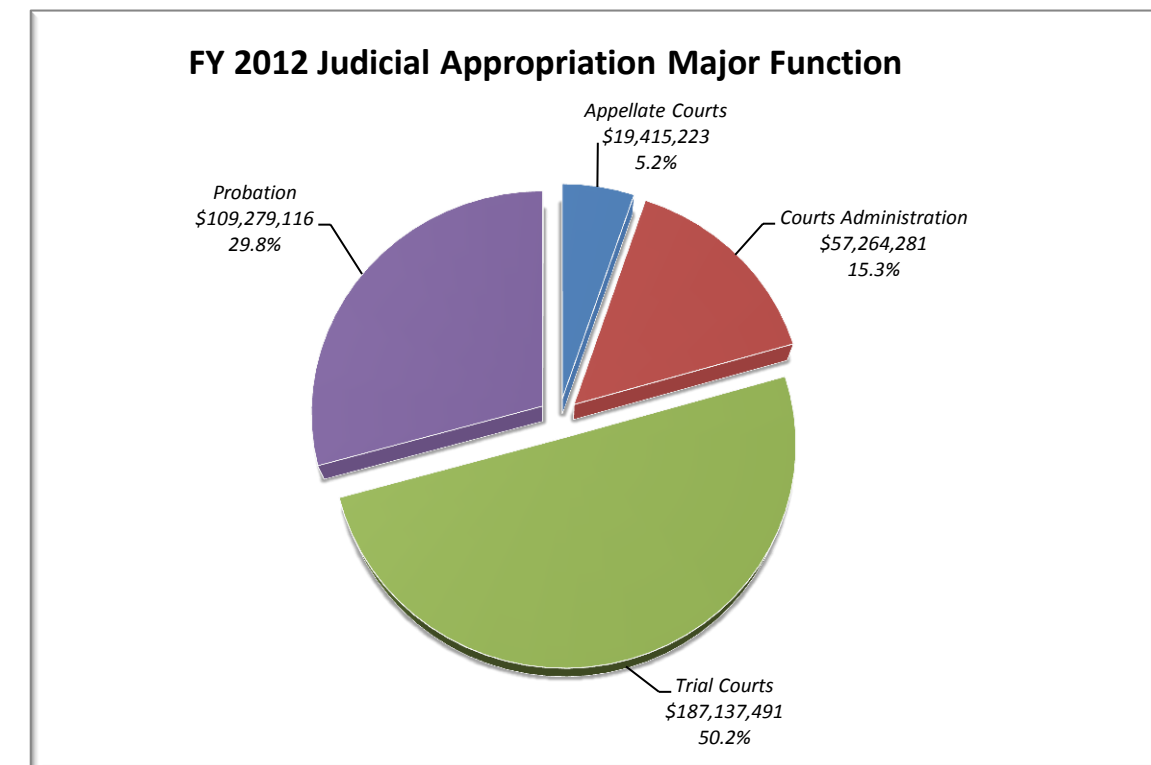


Chart 9





**FY 2012 Total Final Appropriations**

Executive Branch*	19,088,748,185	97.4%	
Legislative Branch*	35,973,235	0.2%	
Judicial Branch	473,715,022	2.4%	1.88%
<b>FY12 Total Appropriation</b>	<b>19,598,436,442</b>	<b>100.00%</b>	

Courts and Probation	\$ 369,213,646	77.9%	\$ 179,667,589
Public Defender	\$ 61,222,066	12.9%	
Alternate Defense Counsel	\$ 22,354,455	4.7%	
Office of the Child's Representative	\$ 18,503,878	3.9%	
Independent Ethics Commission	\$ 222,483	0.0%	
District Attorney's Mandated Costs	\$ 2,198,494	0.5%	
	<b>\$ 473,715,022</b>	<b>100.0%</b>	

Personal Services (non Judge)	\$180,532,971	48.9%
Personal Services (Judge)	\$43,553,008	11.8%
Benefits	\$30,841,308	8.4%
Operating	\$12,454,806	3.4%
Mandated Costs/Interpreter Costs	\$19,265,636	5.2%
Victims Comp/Assistance	\$28,550,000	7.7%
Offender Services and Treatment Funding	\$26,248,332	7.1%
Federal Funds	\$8,500,000	2.3%
Other	\$19,267,585	5.2%
	<b>369,213,646</b>	<b>100%</b>

Appellate Courts	\$19,415,223	5%
Courts Administration	\$57,264,281	15%
Trial Courts	\$187,137,491	50%
Probation	\$109,279,116	29%
	<b>\$373,096,111</b>	<b>100%</b>
	3,882,465.00	

\* from FY2012 appropriations report

<b>FY2012 Total Funds</b> (millions)	
Personal Services (non Judge)	\$180.5
Personal Services (Judge)	\$43.6
Benefits	\$30.8
Operating	\$12.5
Mandated Costs/Interpreter Costs	\$19.3
Victims Comp/Assistance	\$28.6
Other	\$19.3
<b>Total</b>	<b>\$334.5</b>



FY2012 General Fund Appropriations		
Executive Branch	6,739,002,048	96.08%
Legislative Branch	34,684,832	0.49%
Courts and Probation	240,097,813	3.42%
FY12 Total Appropriation	<u>7,013,784,693</u>	100.00%

# CHIEF PROBATION OFFICERS

**FIRST  
JUDICIAL DISTRICT**

Cheryl Lammers  
Jeannette Haskins, Deputy

**SECOND ADULT  
JUDICIAL DISTRICT**

Fran Jamison  
Cheryl Frenette, Deputy

**SECOND JUDICIAL DISTRICT  
JUVENILE**

Shawn Cohn

**THIRD  
JUDICIAL DISTRICT**

Bernie Fay

**FOURTH  
JUDICIAL DISTRICT**

Ellen Walker

**FIFTH  
JUDICIAL DISTRICT**

Laurel Lamont

**SIXTH  
JUDICIAL DISTRICT**

Chad McInnis

**SEVENTH  
JUDICIAL DISTRICT**

Rob Omer

**EIGHTH  
JUDICIAL DISTRICT**

Chris Gastelle

**NINTH  
JUDICIAL DISTRICT**

William Sightler

**TENTH  
JUDICIAL DISTRICT**

David Simental

**ELEVENTH  
JUDICIAL DISTRICT**

Michael O'Rourke

**TWELFTH  
JUDICIAL DISTRICT**

Bill Gurule

**THIRTEENTH  
JUDICIAL DISTRICT**

Steven Proctor

**FOURTEENTH  
JUDICIAL DISTRICT**

Dennis Martinez

**FIFTEENTH  
JUDICIAL DISTRICT**

Byron Hall

**SIXTEENTH  
JUDICIAL DISTRICT**

Tobin Wright

**SEVENTEENTH  
JUDICIAL DISTRICT**

Mike Garcia  
Jerry Green, Deputy

**EIGHTEENTH  
JUDICIAL DISTRICT**

Robin Leaf  
Shelly Sack, Deputy

**NINETEENTH  
JUDICIAL DISTRICT**

Kevin Nelan  
Mary Nagler, Deputy

**TWENTIETH  
JUDICIAL DISTRICT**

Greg Brown

**TWENTY-FIRST  
JUDICIAL DISTRICT**

Susan Gilbert

**TWENTY-SECOND JUDICIAL  
DISTRICT**

Sonia Buffington

# COLORADO PROBATION

*Colorado Probation is Committed to:*

- *Public Safety*
- *Victim and Community Reparation through Offender Accountability*
- *Skill and Competency Development;*
- *Services to the Communities of Colorado.*

The above Statement of Common Ground was developed to clearly identify the critical functions of justice that unify all probation departments in carrying out their mission. Probation's commitment to these practices requires the implementation of innovative approaches to offender assessment, supervision, victim involvement and services to the community. As new research becomes available and as best practices evolve it is necessary to adapt Probation's practices to better serve the public and increase public safety for the residents of Colorado.

This year's statistical report reflects our commitment to improve results, protect the public, reduce the overall cost of the correctional system and increase services to victims of crime.

## ***Probation Programs (Tables 38, 47 and 73)***

The Colorado Judicial Department administers adult and juvenile probation in the state's 22 judicial districts. This includes 23 probation departments with over 50 separate probation locations throughout the state. The Division of Probation Services develops and publishes guidelines and standards for regular probation supervision and all intensive probation programs. Within the limits of statute and these state standards, each district is free to develop and structure programs that address the needs of the local court and the community. In all districts, offenders are assessed for risk and need factors. Based on these assessments, those placed on regular probation are put on minimum, medium or maximum supervision.

The number of adult offenders sentenced to state probation in FY 2012 was 30,739 and on June 30, 2012 there were 45,947 adult offenders on regular supervision. In FY 2012, 67 percent of adults completed regular state probation successfully. An additional 2,170 adult offenders were sentenced to an intensive program and 12,634 were sentenced to private probation supervision.

In Fiscal Year 2012, 4,080 juvenile offenders were sentenced to probation and on June 30, 2012 there were 5,156 juvenile offenders on supervision. In FY 2012, 75 percent of these juveniles completed regular state probation successfully. An additional 354 juvenile offenders were sentenced to Juvenile Intensive Supervision Probation (JISP).

## ***Intensive Offender Programs***

Intensive programs are created in statute or otherwise established through a specific appropriation and provide the court with community sentencing options for high-risk offenders. Whereas this was a notable approach to the development of the intensive programs, over time it has proven to be limiting as probation has recognized other high risk populations, such as serious economic crime and mentally ill offenders for who dedicated programs would be beneficial, as well as cost effective. Colorado Probation continues to explore options to manage these populations effectively. Intensive programs are offered only through state probation and parole. Three main goals drive intensive probation programs: to assess criminal risk and provide enhanced levels of supervision; target offenders' service needs that relate to ongoing criminal activity; and identify and make referrals for appropriate treatment and services to reduce criminal behavior. Offenders must meet certain criteria, based on assessed risk and need, before being screened for placement in an intensive probation program. These programs offer specialized assessments, offense specific treatment, electronic monitoring, cognitive skills training, educational assessments, and literacy and employment programs. Due to the significant number of supervision requirements, and the level of risk, the number of offenders assigned to an intensive programs' probation officer are capped at 18-30 offenders, depending on the program. These intensive offender programs include Adult Intensive Supervision; Juvenile Intensive Supervision; the Female Offender Program; and Sex Offender Intensive Supervision for Adults.

### ***Adult Intensive Supervision Probation (Table 38, Table 79-82)***

The Adult Intensive Supervision Probation (AISP) Program was implemented statewide in FY 1982, as a community sentencing alternative to incarceration for selected high risk adult offenders with extensive criminal histories. In FY 1997, as a result of its proven effectiveness, the General Assembly approved expansion of the program's average daily population from 750 to 1,500 offenders. The program is designed to deliver intensive case management that includes daily contact with the offender, increased levels of drug testing, curfews, electronic monitoring, home visits and required employment or educational/vocational efforts and attendance in treatment, as deemed necessary. The number of offenders assigned to an AISP officer is capped at 25. In FY2012 there were 1,488 offenders sentenced to AISP and on June 30, 2012 there were 1,458 on AISP. In FY 2012, 731 offenders (64%) successfully completed the program who might otherwise have served sentences in the Department of Corrections.

### ***Juvenile Intensive Supervision Probation (Table 38, Table 91-94)***

The Juvenile Intensive Supervision Probation (JISP) Program was implemented in FY 1991 as a community sentencing option for selected high risk juvenile offenders. As a result of its proven effectiveness the General Assembly approved expansion of the program sufficient to allow its existence in all 22 judicial districts. The program is designed to deliver intensive case management to include monitoring of school progress, referral for remedial educational assistance, home visits, electronic monitoring, drug testing, skill building and treatment services, as required. The number of juveniles assigned to a JISP officer is capped at 18. In FY2012 there were 354 juveniles sentenced to JISP and on June 30, 2012 there were 315 juveniles on JISP. In FY 2012, 199 juveniles (50%) successfully completed the program who might otherwise have served sentences in the Division of Youth Corrections.

### ***Female Offender Program (Table 38, Table 87-90)***

The Female Offender Program (FOP) was initially a grant funded pilot project developed in FY 1991, to intervene in the lives of high risk, substance abusing female offenders. In FY 1995 the General Assembly, based on the results of the pilot program, provided state funding in only 10 judicial districts. The program is designed to deliver intensive gender based case management to include frequent contact, skill building, regular employment or vocational/educational efforts, drug testing, home visits, electronic monitoring and participation in treatment, as required. The program was terminated in FY 2004 as a result of required budget reductions. Prior to the program's termination there was a 0% recidivism rate, for one year following termination from probation, for those offenders that successfully completed the program in FY 2001 and FY 2002. The FOP was re-funded to its previous level in FY 2005. The number of women assigned to each FOP officer is capped at 30. In FY 2012 there were 229 female offenders sentenced to FOP and on June 30, 2012 there were 263 on FOP. In FY 2012, 104 women (67%) successfully completed the program who might otherwise have served sentences in the Department of Corrections.

### ***Sex Offender Intensive Supervision Probation (Table 38, Table 83-86)***

The sex offender intensive supervision program (SOISP) is designed to provide the highest level of supervision to adult sex offenders who are placed on probation. Although initially created in statute in 1998 to address the risk posed by lifetime supervision cases, the Colorado Legislature made a significant change to the statute in 2001. Pursuant to HB01-1229, all felony sex offenders convicted on or after July 1, 2001, are statutorily mandated to be supervised by the SOISP program. Any adult convicted of a felony sex offense and receives a sentence to probation is required to be supervised by the sex offender intensive supervision program.

The goal of intensive supervision probation for sex offenders is to minimize the risk to the public to the greatest extent possible with supervision and treatment. The State of Colorado has adopted an evidenced-based model of containment in the supervision and management of sex offenders. Probation Officers employ this model and recognize that some sex offenders cannot or will not respond to treatment and there is no

implication that all sex offenders can be successful in treatment. Depending on the offender, elements of containment may include severely restricted activities, daily contact with an offender, curfew checks, home visitation, employment visitation and monitoring, drug and alcohol screening, and/or sex offense specific treatment to include the use of polygraph testing. In FY 2012 there were 453 offenders sentenced to SOISP and on June 30, 2012 there were 1,476 on SOISP. In FY 2012 the program successfully terminated 149 offenders (45%) from the SOISP program who might otherwise have served sentences in the Department of Corrections. It is important to note that approximately half of the SOISP probationers are serving indeterminate sentences (minimum of 10 years), so fewer in this group are eligible for termination each year.

## ***Other Probation Programs***

### ***Private Probation (Table 38, Table 60)***

Chief Justice Directive 04-03 (originally CJD 96-05), defines the priority use of probation resources and defines the circumstances under which districts may contract with private probation. Part III of the directive states that districts may enter into agreements with public or private entities for the provision of probation services, including investigation services and the supervision of lower risk adult probationers. Although not every judicial district has access to or utilizes a private provider, Colorado Probation has contracted for private probation services since FY 1996, due in part to the inadequacy of staff resources to supervise all offenders sentenced to probation at the level required by standard. In FY2012 there were 12,634 new offenders sent to private probation for supervision. Of these 7,915 were on supervision for a DUI/DWAI while 4,719 were sentenced for some other criminal offense. On June 30, 2012 there were 19,715 offenders being managed under private probation service contracts. Of these, 12,308 were on supervision for a DUI/DWAI while 7,407 were on supervision for some other criminal offense. In FY2012 private probation successfully terminated 7,312 DUI/DWAI offenders (87%) and another 3,834 criminal offenders (83%). By utilizing private probation for these lower risk offenders, State probation departments can concentrate their resources on the higher risk offenders.

### ***DUI/DWAI Offenders (Table 38, Table 101)***

In FY 2007 the Alcohol and Drug Driving Safety (ADDS) Program was fully integrated within each probation department. This integration provides an enhanced ability to deliver supervision for the higher risk portion of the Drinking/Driving offending population. The ADDS program conducts alcohol/drug evaluations and makes treatment recommendations for offenders convicted of driving under the influence of, or impaired by, drugs or alcohol. In FY 2012 the program completed 21,882 DUI/DWAI Evaluations for Colorado's county courts, excluding Denver County. In FY2012 there were 4,224 offenders sentenced to monitoring. On June 30, 2012 there were 5,790 DUI/DWAI offenders being monitored by State Probation. In FY2012 state probation successfully terminated 4,293 (82%) DUI monitored offenders. Other DUI/DWAI offenders who were sentenced to probation supervision are included in this report in the Adult Probation section but are not separately identified.

### ***Victim Services (Table 96)***

In FY 1993 Colorado's General Assembly enacted victims' rights legislation for victims of personal crime. In 1996, the Victims' Rights Act was amended to require Colorado Probation departments to provide victim services. Each of the state's 23 probation departments is providing services to victims, who request to be notified, when the offender is placed on probation. In addition to provision of referrals and general assistance, in FY 2012 Probation Victim Assistance Coordinators sent 17,533 letters to victims of crime informing them of their right to receive notification; of these victims sixteen percent (2,751) requested receipt of the statutorily required notification. There were a total of 13,644 critical probation notification events in which victims were notified.

TABLE 38

**Grand Totals - Probation**  
**Adult Regular, Private, Juvenile Regular, Intensive Programs, Monitoring and Investigations for**  
**FY2011 and FY2012**

	Investigations/DUI Evaluations		New Clients		Closures		Active as of June 30 (Supervision/Monitoring)	
	FY2011	FY2012	FY2011	FY2012	FY2011	FY2012	FY2011	FY2012
<b>State Adult Regular</b>	13,625	13,322	28,903	30,739	21,353	22,496	43,705	45,947
<b>Adult Intensive Supervision (AISP)</b>			1,379	1,488	1,331	1,442	1,443	1,458
<b>Sex Offender Intensive Supervision (SOISP)</b>			491	453	342	379	1,416	1,476
<b>Female Offender Program (FOP)</b>			218	229	213	191	258	263
<b>Private Probation Non-DUI/DWAI</b>			5,133	4,719	5,280	4,647	7,937	7,407
<b>Private Probation DUI/DWAI</b>			7,998	7,915	10,084	8,436	12,055	12,308
<b>State Monitored DUI/DWAI</b>	22,260	21,882	5,379	4,224	7,653	5,333	7,420	5,790
<b><u>Grand Total Adult Population</u></b>	<b>35,885</b>	<b>35,204</b>	<b>49,501</b>	<b>49,767</b>	<b>46,256</b>	<b>42,924</b>	<b>74,234</b>	<b>74,649</b>

	Investigations		New Clients		Closures		Active as of June 30 (Supervision)	
	FY2011	FY2012	FY2011	FY2012	FY2011	FY2012	FY2011	FY2012
<b>State Juvenile</b>	2,261	1,871	4,637	4,080	4,019	3,852	5,676	5,156
<b>Juvenile Intensive Supervision (JISP)</b>			402	354	456	402	386	315
<b><u>Grand Total Juvenile Population</u></b>	<b>2,261</b>	<b>1,871</b>	<b>5,039</b>	<b>4,434</b>	<b>4,475</b>	<b>4,254</b>	<b>6,062</b>	<b>5,471</b>

TABLE 39

**FY 2012**  
**Colorado Adult Probation**  
**State Regular and Non-DUI/DWAI Private Combined**  
**Successful/Unsuccessful Terminations**

Note: Because adult state and private programs are reported separately, this summary table was created to identify termination rates for all non-DUI adult probationers. A similar table was not created for juveniles because they are not supervised by private.

TYPE:	SUCCESSFUL TERMINATIONS				UNSUCCESSFUL TERMINATIONS								Total Terminations				
	Successful				Revoked				Absconded								
	DISTRICT	Private (Non-DUI/DWAI)		TOTAL		Private (Non-DUI/DWAI)		TOTAL		Private (Non-DUI/DWAI)		TOTAL		Private (Non-DUI/DWAI)		TOTAL	
		State	Number	Number	%	State	Number	Number	%	State	Number	Number	%	State	Number	Number	%
1	1,210	572	1,782	63%	466	56	522	19%	399	106	505	18%	2,075	734	2,809	100%	
2	1,082	0	1,082	58%	349	0	349	19%	440	0	440	24%	1,871	0	1,871	100%	
3	186	0	186	80%	20	0	20	9%	27	0	27	12%	233	0	233	100%	
4	921	370	1,291	65%	303	43	346	18%	280	57	337	17%	1,504	470	1,974	100%	
5	408	32	440	78%	62	4	66	12%	57	4	61	11%	527	40	567	100%	
6	274	26	300	72%	59	1	60	14%	53	2	55	13%	386	29	415	100%	
7	285	28	313	83%	22	0	22	6%	42	1	43	11%	349	29	378	100%	
8	1,045	456	1,501	74%	223	49	272	13%	187	80	267	13%	1,455	585	2,040	100%	
9	173	95	268	77%	24	0	24	7%	36	18	54	16%	233	113	346	100%	
10	443	67	510	61%	199	4	203	24%	119	6	125	15%	761	77	838	100%	
11	417	37	454	73%	107	2	109	18%	56	2	58	9%	580	41	621	100%	
12	198	41	239	66%	68	4	72	20%	48	3	51	14%	314	48	362	100%	
13	284	43	327	71%	76	10	86	19%	41	8	49	11%	401	61	462	100%	
14	184	0	184	80%	18	0	18	8%	28	0	28	12%	230	0	230	100%	
15	83	0	83	86%	4	0	4	4%	9	0	9	9%	96	0	96	100%	
16	103	0	103	70%	30	0	30	20%	15	0	15	10%	148	0	148	100%	
17	2,678	357	3,035	76%	449	23	472	12%	461	36	497	12%	3,588	416	4,004	100%	
18	1,616	882	2,498	69%	509	39	548	15%	522	29	551	15%	2,647	950	3,597	100%	
19	616	138	754	72%	185	20	205	20%	68	17	85	8%	869	175	1,044	100%	
20	533	516	1,049	77%	93	74	167	12%	103	51	154	11%	729	641	1,370	100%	
21	483	165	648	75%	112	14	126	14%	72	23	95	11%	667	202	869	100%	
22	103	9	112	59%	41	1	42	22%	33	2	35	19%	177	12	189	100%	
STATE	13,325	3,834	17,159	70%	3,419	344	3,763	15%	3,096	445	3,541	14%	19,840	4,623	24,463	100%	

Key: *Successful Terminations*: This number includes the state successful terminations and private (Non-DUI/DWAI) successful terminations.

*Unsuccessful Terminations*: This column includes those probationers who were revoked or absconded. A revocation is defined as a termination from probation supervision for a technical violation, new misdemeanor, or new felony. A revocation to Community Corrections is NOT included in this section. These offenders are not included on this table as they are still under the supervision and jurisdiction of probation. Absconded refers to probationers who become fugitives and are no longer compliant with probation supervision.

*Total Terminations*: This table includes: successful terminations, revocations and absconders from probation supervision. Additional types of probation closures are included in Table 48 and Table 61.

Note: Percentages may not total 100 percent because of rounding.

TABLE 40

**FY 2012**  
**Colorado State Adult Probation**  
**Investigations**

TYPE:	Sex Offender Investigations		Pre-Sentence Investigations		DUI/DWAI Evaluations <sup>1</sup>		Updated Pre-Sentence Investigations		Intake Evaluations		Interstate Investigations to Colorado		Administrative Investigations (additional cases)		TOTAL INVESTIGATIONS	
	Number	%	Number	%	Number	%	Number	%	Number	%	Number	%	Number	%	Number	%
1	233	6%	1,338	34%	2,151	54%	18	0%	0	0%	53	1%	159	4%	3,952	100%
2	147	10%	1,122	74%	37	2%	0	0%	0	0%	101	7%	103	7%	1,510	100%
3	0	0%	106	47%	102	45%	4	2%	0	0%	5	2%	9	4%	226	100%
4	186	5%	840	21%	2,633	64%	12	0%	120	3%	156	4%	149	4%	4,096	100%
5	12	1%	87	10%	737	85%	0	0%	0	0%	6	1%	22	3%	864	100%
6	21	3%	321	44%	363	50%	1	0%	0	0%	1	0%	18	2%	725	100%
7	7	1%	109	15%	553	75%	7	1%	14	2%	7	1%	45	6%	742	100%
8	53	2%	566	20%	1,798	64%	89	3%	0	0%	61	2%	229	8%	2,796	100%
9	18	2%	189	16%	575	50%	39	3%	280	24%	7	1%	40	3%	1,148	100%
10	40	3%	307	26%	750	62%	16	1%	25	2%	1	0%	64	5%	1,203	100%
11	27	5%	121	22%	362	65%	9	2%	0	0%	21	4%	16	3%	556	100%
12	19	2%	279	25%	530	48%	0	0%	244	22%	4	0%	38	3%	1,114	100%
13	32	5%	191	27%	414	59%	14	2%	0	0%	10	1%	36	5%	697	100%
14	7	1%	114	19%	391	67%	4	1%	14	2%	11	2%	46	8%	587	100%
15	7	4%	26	16%	117	74%	0	0%	0	0%	3	2%	6	4%	159	100%
16	4	3%	41	26%	78	49%	11	7%	12	8%	3	2%	11	7%	160	100%
17	137	3%	934	22%	3,067	72%	2	0%	14	0%	40	1%	63	1%	4,257	100%
18	171	4%	460	10%	3,801	82%	0	0%	0	0%	128	3%	99	2%	4,659	100%
19	84	4%	806	34%	1,244	53%	17	1%	0	0%	5	0%	181	8%	2,337	100%
20	12	1%	328	20%	1,189	72%	0	0%	0	0%	10	1%	107	7%	1,646	100%
21	82	6%	300	22%	789	59%	8	1%	0	0%	39	3%	122	9%	1,340	100%
22	11	3%	191	44%	201	47%	3	1%	0	0%	0	0%	24	6%	430	100%
STATE	1,310	4%	8,776	25%	21,882	62%	254	1%	723	2%	672	2%	1,587	5%	35,204	100%
Denver County <sup>2</sup>	0	0%	0	0%	2,800	100%	0	0%	0	0%	0	0%	0	0%	2,800	100%
STATE TOTAL (with Denver County)	1,310	3%	8,776	23%	24,682	65%	254	1%	723	2%	672	2%	1,587	4%	38,004	100%

<sup>1</sup>**DUI/DWAI Evaluations:** In previous annual reports this data was in Table 94. As of FY2008 this information is now included in this table.

<sup>2</sup>**Denver County:** Colorado Judicial contracts with the Denver County Court for alcohol evaluations. Denver County Court is not part of the State Court data system.

Note: Percentages may not total 100 percent because of rounding.



TABLE 41

**FY 2012**  
**Colorado State Adult Probation**  
**New Clients by Offense Type**

TYPE: DISTRICT	Felony		Misdemeanor		Petty Offense		Traffic		Other (offense coded without a law class)		TOTAL NEW CLIENTS	
	Number	%	Number	%	Number	%	Number	%	Number	%	Number	%
1	877	24%	2,407	65%	10	0%	11	0%	375	10%	3,680	100%
2	1,477	65%	743	33%	0	0%	1	0%	44	2%	2,265	100%
3	63	21%	228	75%	0	0%	3	1%	10	3%	304	100%
4	1,119	44%	1,305	51%	6	0%	5	0%	114	4%	2,549	100%
5	208	23%	658	74%	11	1%	0	0%	12	1%	889	100%
6	153	25%	439	73%	1	0%	1	0%	8	1%	602	100%
7	142	30%	321	67%	2	0%	1	0%	15	3%	481	100%
8	612	37%	984	59%	12	1%	16	1%	46	3%	1,670	100%
9	171	49%	158	45%	3	1%	1	0%	17	5%	350	100%
10	319	29%	751	68%	4	0%	7	1%	26	2%	1,107	100%
11	189	20%	703	75%	14	1%	5	1%	23	2%	934	100%
12	124	19%	491	76%	6	1%	5	1%	16	2%	642	100%
13	206	29%	476	67%	5	1%	2	0%	20	3%	709	100%
14	124	24%	366	72%	4	1%	1	0%	12	2%	507	100%
15	45	26%	121	70%	1	1%	0	0%	7	4%	174	100%
16	67	23%	209	73%	4	1%	1	0%	5	2%	286	100%
17	988	19%	3,993	77%	167	3%	9	0%	52	1%	5,209	100%
18	1,584	36%	2,705	61%	20	0%	20	0%	117	3%	4,446	100%
19	642	47%	683	50%	4	0%	3	0%	33	2%	1,365	100%
20	394	26%	1,052	69%	13	1%	10	1%	51	3%	1,520	100%
21	339	43%	401	51%	3	0%	1	0%	43	5%	787	100%
22	82	31%	170	65%	2	1%	2	1%	7	3%	263	100%
STATE	9,925	32%	19,364	63%	292	1%	105	0%	1,053	3%	30,739	100%

Note: Percentages may not total 100 percent because of rounding.

TABLE 42

**FY 2012**  
**Colorado State Adult Probation**  
**New Clients by Court of Origin**

TYPE: DISTRICT	District Court		County Court		Interstate Transfers to Colorado		TOTAL NEW CLIENTS	
	Number	%	Number	%	Number	%	Number	%
1	1,414	38%	2,211	60%	55	1%	3,680	100%
2	2,211	98%	14	1%	40	2%	2,265	100%
3	127	42%	173	57%	4	1%	304	100%
4	1,298	51%	1,144	45%	107	4%	2,549	100%
5	331	37%	553	62%	5	1%	889	100%
6	235	39%	360	60%	7	1%	602	100%
7	209	43%	258	54%	14	3%	481	100%
8	746	45%	880	53%	44	3%	1,670	100%
9	195	56%	141	40%	14	4%	350	100%
10	581	52%	511	46%	15	1%	1,107	100%
11	304	33%	616	66%	14	1%	934	100%
12	238	37%	392	61%	12	2%	642	100%
13	293	41%	400	56%	16	2%	709	100%
14	199	39%	301	59%	7	1%	507	100%
15	84	48%	83	48%	7	4%	174	100%
16	107	37%	174	61%	5	2%	286	100%
17	1,818	35%	3,344	64%	47	1%	5,209	100%
18	1,801	41%	2,549	57%	96	2%	4,446	100%
19	774	57%	560	41%	31	2%	1,365	100%
20	590	39%	894	59%	36	2%	1,520	100%
21	409	52%	343	44%	35	4%	787	100%
22	129	49%	128	49%	6	2%	263	100%
STATE	14,093	46%	16,029	52%	617	2%	30,739	100%

Note: Percentages may not total 100 percent because of rounding.

TABLE 43

**FY 2012**  
**Colorado State Adult Probation**  
**New Clients by Supervision Type**

TYPE:	Probation		Probation Revoked and Re-sentenced		Interstate Transfers to Colorado		Courtesy Supervision from Other Colorado Probation Districts		Direct Sentence Community Corrections		Deferred Judgment and Sentence		TOTAL NEW CLIENTS	
	Number	%	Number	%	Number	%	Number	%	Number	%	Number	%	Number	%
DISTRICT 1	3,163	86%	103	3%	55	1%	191	5%	139	4%	29	1%	3,680	100%
DISTRICT 2	1,527	67%	126	6%	40	2%	147	6%	108	5%	317	14%	2,265	100%
DISTRICT 3	153	50%	3	1%	4	1%	44	14%	7	2%	93	31%	304	100%
DISTRICT 4	1,680	66%	55	2%	106	4%	214	8%	101	4%	393	15%	2,549	100%
DISTRICT 5	556	63%	10	1%	5	1%	112	13%	11	1%	195	22%	889	100%
DISTRICT 6	417	69%	4	1%	7	1%	39	6%	19	3%	116	19%	602	100%
DISTRICT 7	261	54%	4	1%	14	3%	93	19%	16	3%	93	19%	481	100%
DISTRICT 8	1,077	64%	44	3%	43	3%	180	11%	58	3%	268	16%	1,670	100%
DISTRICT 9	204	58%	5	1%	14	4%	58	17%	10	3%	59	17%	350	100%
DISTRICT 10	677	61%	26	2%	15	1%	115	10%	49	4%	225	20%	1,107	100%
DISTRICT 11	560	60%	11	1%	14	1%	61	7%	13	1%	275	29%	934	100%
DISTRICT 12	406	63%	4	1%	12	2%	59	9%	12	2%	149	23%	642	100%
DISTRICT 13	458	65%	8	1%	16	2%	94	13%	12	2%	121	17%	709	100%
DISTRICT 14	306	60%	9	2%	7	1%	82	16%	6	1%	97	19%	507	100%
DISTRICT 15	103	59%	1	1%	7	4%	29	17%	3	2%	31	18%	174	100%
DISTRICT 16	182	64%	1	0%	5	2%	42	15%	6	2%	50	17%	286	100%
DISTRICT 17	4,217	81%	99	2%	47	1%	404	8%	184	4%	258	5%	5,209	100%
DISTRICT 18	2,979	67%	86	2%	96	2%	240	5%	134	3%	911	20%	4,446	100%
DISTRICT 19	897	66%	9	1%	32	2%	175	13%	60	4%	192	14%	1,365	100%
DISTRICT 20	1,164	77%	21	1%	36	2%	116	8%	42	3%	141	9%	1,520	100%
DISTRICT 21	553	70%	16	2%	35	4%	76	10%	45	6%	62	8%	787	100%
DISTRICT 22	179	68%	4	2%	6	2%	26	10%	10	4%	38	14%	263	100%
STATE	21,719	71%	649	2%	616	2%	2,597	8%	1,045	3%	4,113	13%	30,739	100%

Note: Percentages may not total 100 percent because of rounding.

TABLE 44

**FY 2012**  
**Colorado State Adult Probation**  
**New Clients by Gender**

TYPE:		Female		Male		Unknown		TOTAL NEW CLIENTS	
DISTRICT	Number	%	Number	%	Number	%	Number	%	
1	994	27%	2,683	73%	3	0%	3,680	100%	
2	517	23%	1,745	77%	3	0%	2,265	100%	
3	101	33%	203	67%	0	0%	304	100%	
4	566	22%	1,981	78%	2	0%	2,549	100%	
5	182	20%	707	80%	0	0%	889	100%	
6	134	22%	467	78%	1	0%	602	100%	
7	105	22%	375	78%	1	0%	481	100%	
8	381	23%	1,289	77%	0	0%	1,670	100%	
9	62	18%	287	82%	1	0%	350	100%	
10	295	27%	810	73%	2	0%	1,107	100%	
11	286	31%	648	69%	0	0%	934	100%	
12	163	25%	479	75%	0	0%	642	100%	
13	172	24%	536	76%	1	0%	709	100%	
14	134	26%	371	73%	2	0%	507	100%	
15	41	24%	133	76%	0	0%	174	100%	
16	77	27%	209	73%	0	0%	286	100%	
17	1,327	25%	3,882	75%	0	0%	5,209	100%	
18	1,216	27%	3,229	73%	1	0%	4,446	100%	
19	349	26%	1,016	74%	0	0%	1,365	100%	
20	393	26%	1,126	74%	1	0%	1,520	100%	
21	199	25%	586	74%	2	0%	787	100%	
22	75	29%	187	71%	1	0%	263	100%	
STATE	7,769	25%	22,949	75%	21	0%	30,739	100%	

Note: Percentages may not total 100 percent because of rounding.

TABLE 45

**FY 2012**  
**Colorado State Adult Probation**  
**New Clients by Age**

TYPE:		12-17 Years*		18-20 Years		21-24 Years		25-32 Years		33-39 Years		40 and above		Unknown		TOTAL NEW CLIENTS		
DISTRICT	Number	%	Number	%	Number	%	Number	%	Number	%	Number	%	Number	%	Number	%	Number	%
1	20	1%	285	8%	634	17%	982	27%	604	16%	1,155	31%	0	0%	3,680	100%		
2	0	0%	293	13%	420	19%	650	29%	306	14%	596	26%	0	0%	2,265	100%		
3	0	0%	33	11%	58	19%	87	29%	34	11%	91	30%	1	0%	304	100%		
4	3	0%	238	9%	435	17%	805	32%	356	14%	710	28%	2	0%	2,549	100%		
5	3	0%	75	8%	143	16%	271	30%	134	15%	263	30%	0	0%	889	100%		
6	0	0%	64	11%	120	20%	158	26%	90	15%	169	28%	1	0%	602	100%		
7	2	0%	55	11%	74	15%	132	27%	70	15%	148	31%	0	0%	481	100%		
8	3	0%	229	14%	325	19%	479	29%	212	13%	422	25%	0	0%	1,670	100%		
9	1	0%	35	10%	61	17%	91	26%	50	14%	112	32%	0	0%	350	100%		
10	2	0%	117	11%	200	18%	307	28%	187	17%	294	27%	0	0%	1,107	100%		
11	4	0%	106	11%	138	15%	247	26%	144	15%	295	32%	0	0%	934	100%		
12	3	0%	82	13%	112	17%	164	26%	105	16%	176	27%	0	0%	642	100%		
13	3	0%	89	13%	125	18%	183	26%	96	14%	213	30%	0	0%	709	100%		
14	0	0%	61	12%	63	12%	130	26%	83	16%	170	34%	0	0%	507	100%		
15	1	1%	25	14%	27	16%	49	28%	24	14%	48	28%	0	0%	174	100%		
16	0	0%	18	6%	41	14%	83	29%	55	19%	89	31%	0	0%	286	100%		
17	15	0%	482	9%	986	19%	1,546	30%	839	16%	1,341	26%	0	0%	5,209	100%		
18	24	1%	493	11%	766	17%	1,177	26%	711	16%	1,275	29%	0	0%	4,446	100%		
19	5	0%	170	12%	218	16%	373	27%	224	16%	375	28%	0	0%	1,365	100%		
20	17	1%	139	9%	323	21%	460	30%	195	13%	386	25%	0	0%	1,520	100%		
21	6	1%	94	12%	111	14%	224	28%	98	12%	254	32%	0	0%	787	100%		
22	1	0%	32	12%	49	19%	63	24%	34	13%	84	32%	0	0%	263	100%		
STATE	113	0%	3,215	10%	5,429	18%	8,661	28%	4,651	15%	8,666	28%	4	0%	30,739	100%		

\*12-17 Years: DUI/DWAI and underage consumption convictions for offenders under the age of 18 are captured as "adult offenses".

Note: Percentages may not total 100 percent because of rounding.

TABLE 46

**FY 2012**  
**Colorado State Adult Probation**  
**New Clients by Ethnic Group**

TYPE: DISTRICT	Caucasian		African American		Asian		Hispanic		Native American		Other		TOTAL NEW CLIENTS	
	Number	%	Number	%	Number	%	Number	%	Number	%	Number	%	Number	%
1	3,104	84%	146	4%	31	1%	349	9%	26	1%	24	1%	3,680	100%
2	1,166	51%	572	25%	25	1%	465	21%	25	1%	12	1%	2,265	100%
3	212	70%	9	3%	2	1%	77	25%	3	1%	1	0%	304	100%
4	1,753	69%	386	15%	25	1%	352	14%	11	0%	22	1%	2,549	100%
5	761	86%	23	3%	2	0%	95	11%	4	0%	4	0%	889	100%
6	445	74%	9	1%	2	0%	66	11%	74	12%	6	1%	602	100%
7	412	86%	4	1%	2	0%	48	10%	7	1%	8	2%	481	100%
8	1,460	87%	55	3%	4	0%	123	7%	12	1%	16	1%	1,670	100%
9	309	88%	9	3%	1	0%	28	8%	1	0%	2	1%	350	100%
10	656	59%	27	2%	4	0%	379	34%	11	1%	30	3%	1,107	100%
11	881	94%	8	1%	3	0%	28	3%	4	0%	10	1%	934	100%
12	359	56%	12	2%	2	0%	250	39%	18	3%	1	0%	642	100%
13	584	82%	19	3%	0	0%	92	13%	9	1%	5	1%	709	100%
14	466	92%	9	2%	0	0%	20	4%	6	1%	6	1%	507	100%
15	124	71%	6	3%	0	0%	42	24%	0	0%	2	1%	174	100%
16	219	77%	6	2%	0	0%	59	21%	0	0%	2	1%	286	100%
17	4,465	86%	339	7%	62	1%	315	6%	13	0%	15	0%	5,209	100%
18	3,163	71%	753	17%	77	2%	376	8%	24	1%	53	1%	4,446	100%
19	1,115	82%	28	2%	8	1%	207	15%	2	0%	5	0%	1,365	100%
20	1,355	89%	47	3%	16	1%	88	6%	5	0%	9	1%	1,520	100%
21	649	82%	23	3%	2	0%	82	10%	14	2%	17	2%	787	100%
22	157	60%	3	1%	1	0%	29	11%	70	27%	3	1%	263	100%
STATE	23,815	77%	2,493	8%	269	1%	3,570	12%	339	1%	253	1%	30,739	100%

Note: Percentages may not total 100 percent because of rounding.

TABLE 47

**FY 2012**  
**Colorado State Adult Probation**  
**Successful/Unsuccessful Terminations**

TYPE:	SUCCESSFUL TERMINATIONS		UNSUCCESSFUL TERMINATIONS				TOTAL TERMINATIONS	
	Successful		Revoked		Absconded			
DISTRICT	Number	%	Number	%	Number	%	Number	%
1	1,210	58%	466	22%	399	19%	2,075	100%
2	1,082	58%	349	19%	440	24%	1,871	100%
3	186	80%	20	9%	27	12%	233	100%
4	921	61%	303	20%	280	19%	1,504	100%
5	408	77%	62	12%	57	11%	527	100%
6	274	71%	59	15%	53	14%	386	100%
7	285	82%	22	6%	42	12%	349	100%
8	1,045	72%	223	15%	187	13%	1,455	100%
9	173	74%	24	10%	36	15%	233	100%
10	443	58%	199	26%	119	16%	761	100%
11	417	72%	107	18%	56	10%	580	100%
12	198	63%	68	22%	48	15%	314	100%
13	284	71%	76	19%	41	10%	401	100%
14	184	80%	18	8%	28	12%	230	100%
15	83	86%	4	4%	9	9%	96	100%
16	103	70%	30	20%	15	10%	148	100%
17	2,678	75%	449	13%	461	13%	3,588	100%
18	1,616	61%	509	19%	522	20%	2,647	100%
19	616	71%	185	21%	68	8%	869	100%
20	533	73%	93	13%	103	14%	729	100%
21	483	72%	112	17%	72	11%	667	100%
22	103	58%	41	23%	33	19%	177	100%
STATE	13,325	67%	3,419	17%	3,096	16%	19,840	100%

Key: *Successful Terminations*: This number is exclusively state successful terminations.

*Unsuccessful Terminations*: This column includes those probationers who were revoked or absconded. A revocation is defined as a termination from probation supervision for a technical violation, new misdemeanor, or new felony. A revocation to Community Corrections is NOT included in this section because these offenders are still under the supervision and jurisdiction of probation. Absconded refers to probationers who become fugitives and are no longer compliant with probation supervision.

*Total Terminations*: This table includes: successful terminations, revocations and absconders from probation supervision. Additional types of state adult probation closures are included in Table 48.

Note: Percentages may not total 100 percent because of rounding.

TABLE 48

**FY 2012**  
**Colorado State Adult Probation**  
**All Probation Supervision Closure Types**

TYPE:	Successful		Revoked		Absconded		Community Corrections Discharge		Deported		Death		Administrative Closure		TOTAL CLOSURES		Courtesy Transfers <sup>1</sup>	
	DISTRICT	Number	%	Number	%	Number	%	Number	%	Number	%	Number	%	Number	%	Number	DISTRICT	
1	1,210	50%	466	19%	399	17%	233	10%	15	1%	26	1%	51	2%	2,400	100%	200	1
2	1,082	47%	349	15%	440	19%	245	11%	80	4%	16	1%	71	3%	2,283	100%	203	2
3	186	76%	20	8%	27	11%	4	2%	1	0%	7	3%	0	0%	245	100%	24	3
4	921	52%	303	17%	280	16%	194	11%	20	1%	19	1%	49	3%	1,786	100%	185	4
5	408	71%	62	11%	57	10%	12	2%	29	5%	5	1%	1	0%	574	100%	74	5
6	274	67%	59	14%	53	13%	11	3%	0	0%	8	2%	5	1%	410	100%	21	6
7	285	75%	22	6%	42	11%	8	2%	10	3%	10	3%	4	1%	381	100%	65	7
8	1,045	66%	223	14%	187	12%	82	5%	5	0%	24	2%	13	1%	1,579	100%	184	8
9	173	68%	24	9%	36	14%	16	6%	2	1%	2	1%	1	0%	254	100%	28	9
10	443	52%	199	23%	119	14%	69	8%	1	0%	16	2%	7	1%	854	100%	145	10
11	417	69%	107	18%	56	9%	10	2%	0	0%	6	1%	5	1%	601	100%	50	11
12	198	58%	68	20%	48	14%	17	5%	1	0%	3	1%	4	1%	339	100%	55	12
13	284	60%	76	16%	41	9%	49	10%	12	3%	5	1%	3	1%	470	100%	78	13
14	184	75%	18	7%	28	11%	8	3%	0	0%	6	2%	2	1%	246	100%	54	14
15	83	75%	4	4%	9	8%	14	13%	0	0%	0	0%	1	1%	111	100%	23	15
16	103	62%	30	18%	15	9%	15	9%	0	0%	3	2%	1	1%	167	100%	40	16
17	2,678	67%	449	11%	461	12%	310	8%	44	1%	17	0%	21	1%	3,980	100%	385	17
18	1,616	54%	509	17%	522	17%	281	9%	19	1%	28	1%	19	1%	2,994	100%	239	18
19	616	58%	185	17%	68	6%	135	13%	31	3%	10	1%	13	1%	1,058	100%	177	19
20	533	66%	93	11%	103	13%	50	6%	5	1%	6	1%	19	2%	809	100%	103	20
21	483	63%	112	15%	72	9%	85	11%	8	1%	6	1%	5	1%	771	100%	67	21
22	103	56%	41	22%	33	18%	6	3%	0	0%	1	1%	0	0%	184	100%	20	22
STATE	13,325	59%	3,419	15%	3,096	14%	1,854	8%	283	1%	224	1%	295	1%	22,496	100%	2,420	STATE

<sup>1</sup>**Courtesy Transfers:** Beginning in FY2008 courtesy transfers were removed from "Total Closures" because they are accounted for within the existing closure categories. They are reported separately to track the cases transferred between districts.

Note: Percentages may not total 100 percent because of rounding.



TABLE 49

**FY 2012**  
**Colorado State Adult Probation**  
**Type of Revocation**

TYPE: DISTRICT	New Felony		New Misdemeanor		Technical		TOTAL REVOCATIONS	
	Number	%	Number	%	Number	%	Number	%
1	55	12%	112	24%	299	64%	466	100%
2	45	13%	46	13%	258	74%	349	100%
3	0	0%	3	15%	17	85%	20	100%
4	64	21%	30	10%	209	69%	303	100%
5	11	18%	14	23%	37	60%	62	100%
6	3	5%	13	22%	43	73%	59	100%
7	2	9%	4	18%	16	73%	22	100%
8	29	13%	77	35%	117	52%	223	100%
9	5	21%	7	29%	12	50%	24	100%
10	31	16%	46	23%	122	61%	199	100%
11	14	13%	29	27%	64	60%	107	100%
12	7	10%	22	32%	39	57%	68	100%
13	13	17%	21	28%	42	55%	76	100%
14	3	17%	6	33%	9	50%	18	100%
15	0	0%	1	25%	3	75%	4	100%
16	0	0%	3	10%	27	90%	30	100%
17	65	14%	132	29%	252	56%	449	100%
18	82	16%	161	32%	266	52%	509	100%
19	29	16%	64	35%	92	50%	185	100%
20	15	16%	11	12%	67	72%	93	100%
21	33	29%	28	25%	51	46%	112	100%
22	3	7%	6	15%	32	78%	41	100%
STATE	509	15%	836	24%	2,074	61%	3,419	100%

**Key:**

- New Felony:* Includes revocations for a new felony offense committed while on probation supervision.
- New Misdemeanor:* Includes revocations for a new misdemeanor offense committed while on probation supervision.
- Technical:* Includes revocations for technical probation supervision violations (e.g. drug use, non-compliance).
- Total Revocations:* Total includes all felony, misdemeanor, and technical violations resulting in a revocation from probation.

Note: Percentages may not total 100 percent because of rounding.

TABLE 50

**FY 2012**  
**Colorado State Adult Probation**  
**Length of Stay**

TYPE:		0-12 months		13-24 months		25-36 months		37 + months		TOTAL CLOSURES	
DISTRICT	Number	%	Number	%	Number	%	Number	%	Number	%	
1	855	36%	948	40%	329	14%	268	11%	2,400	100%	
2	754	33%	870	38%	350	15%	309	14%	2,283	100%	
3	105	43%	98	40%	26	11%	16	7%	245	100%	
4	716	40%	600	34%	229	13%	241	13%	1,786	100%	
5	299	52%	186	32%	53	9%	36	6%	574	100%	
6	188	46%	132	32%	45	11%	45	11%	410	100%	
7	124	33%	145	38%	55	14%	57	15%	381	100%	
8	590	37%	601	38%	225	14%	163	10%	1,579	100%	
9	80	31%	90	35%	52	20%	32	13%	254	100%	
10	343	40%	305	36%	125	15%	81	9%	854	100%	
11	300	50%	192	32%	64	11%	45	7%	601	100%	
12	174	51%	117	35%	34	10%	14	4%	339	100%	
13	187	40%	165	35%	59	13%	59	13%	470	100%	
14	84	34%	81	33%	48	20%	33	13%	246	100%	
15	50	45%	35	32%	17	15%	9	8%	111	100%	
16	60	36%	66	40%	26	16%	15	9%	167	100%	
17	2,029	51%	1,277	32%	404	10%	270	7%	3,980	100%	
18	1,023	34%	1,044	35%	469	16%	458	15%	2,994	100%	
19	298	28%	458	43%	170	16%	132	12%	1,058	100%	
20	279	34%	326	40%	119	15%	85	11%	809	100%	
21	194	25%	274	36%	172	22%	131	17%	771	100%	
22	92	50%	72	39%	16	9%	4	2%	184	100%	
STATE	8,824	39%	8,082	36%	3,087	14%	2,503	11%	22,496	100%	

Note: Percentages may not total 100 percent because of rounding.

TABLE 51

**FY 2012**  
**Colorado State Adult Probation**  
**Active Client Risk Levels on June 30, 2012**

Risk Levels:	New: w/in the first 30 days of supervision start date		Maximum		Medium		Minimum		Administrative		Community Corrections		Domestic Violence <sup>1</sup>		Sex Offender <sup>2</sup>		Interstate Transfer to Another State		TOTAL STATE PROBATION CLIENTS	
	Number	%	Number	%	Number	%	Number	%	Number	%	Number	%	Number	%	Number	%	Number	%	Number	%
1	101	2%	415	8%	1,103	22%	1,139	23%	738	15%	394	8%	637	13%	204	4%	206	4%	4,937	100%
2	57	1%	803	19%	1,135	27%	908	21%	729	17%	347	8%	113	3%	67	2%	71	2%	4,230	100%
3	7	2%	79	18%	118	26%	168	37%	24	5%	18	4%	13	3%	15	3%	9	2%	451	100%
4	127	3%	514	11%	1,060	23%	1,045	22%	659	14%	53	1%	810	17%	158	3%	241	5%	4,667	100%
5	36	4%	101	10%	187	19%	239	24%	131	13%	36	4%	188	19%	18	2%	71	7%	1,007	100%
6	23	3%	72	9%	176	21%	185	22%	85	10%	28	3%	140	17%	21	2%	116	14%	846	100%
7	11	1%	154	19%	195	24%	264	32%	40	5%	61	7%	40	5%	26	3%	29	4%	820	100%
8	62	2%	343	13%	723	27%	510	19%	308	12%	260	10%	153	6%	59	2%	220	8%	2,638	100%
9	22	4%	67	13%	114	22%	105	21%	49	10%	36	7%	28	5%	16	3%	73	14%	510	100%
10	46	3%	209	13%	475	28%	185	11%	251	15%	135	8%	305	18%	37	2%	27	2%	1,670	100%
11	37	4%	69	7%	252	26%	215	22%	145	15%	24	3%	166	17%	17	2%	31	3%	956	100%
12	28	4%	88	12%	211	28%	230	31%	73	10%	35	5%	55	7%	6	1%	23	3%	749	100%
13	38	4%	91	9%	196	20%	217	21%	205	21%	57	6%	111	11%	26	3%	58	6%	999	100%
14	15	2%	68	9%	123	16%	234	31%	69	9%	41	5%	150	20%	12	2%	49	6%	761	100%
15	5	2%	41	15%	75	27%	83	30%	31	11%	12	4%	14	5%	5	2%	8	3%	274	100%
16	6	1%	75	17%	107	24%	107	24%	57	13%	20	4%	57	13%	9	2%	12	3%	450	100%
17	158	2%	434	6%	1,536	21%	2,537	35%	1,203	16%	436	6%	802	11%	69	1%	133	2%	7,308	100%
18	177	3%	560	9%	2,388	37%	836	13%	856	13%	426	7%	762	12%	167	3%	303	5%	6,475	100%
19	31	1%	194	9%	558	25%	471	21%	287	13%	190	8%	371	17%	29	1%	113	5%	2,244	100%
20	15	1%	251	16%	326	20%	329	20%	373	23%	107	7%	37	2%	79	5%	91	6%	1,608	100%
21	33	2%	122	6%	475	24%	504	25%	205	10%	221	11%	218	11%	64	3%	138	7%	1,980	100%
22	11	3%	36	10%	81	22%	81	22%	22	6%	20	5%	77	21%	8	2%	31	8%	367	100%
STATE	1,046	2%	4,786	10%	11,614	26%	10,592	24%	6,540	14%	2,957	6%	5,247	11%	1,112	2%	2,053	4%	45,947	100%

<sup>1</sup>**Domestic Violence:** A detailed breakout of the risk levels of these offenders can be found in Table 52.

<sup>2</sup>**Sex Offender:** A detailed breakout of the risk levels of these offenders can be found in Table 52.

Note: Percentages may not total 100 percent because of rounding.

TABLE 52

**FY 2012**  
**Colorado State Adult Probation**  
**Domestic Violence and Sex Offender Caseloads**  
**Active Client Risk Levels on June 30, 2012**

Risk Level:	Domestic Violence Offenders									
	DV Maximum		DV Medium		DV Minimum		DV Administrative		TOTAL DV OFFENDERS	
	Number	%	Number	%	Number	%	Number	%	Number	%
<b>DISTRICT</b>										
1	223	35%	278	44%	91	14%	45	7%	637	100%
2	71	63%	25	22%	17	15%	0	0%	113	100%
3	2	15%	5	38%	6	46%	0	0%	13	100%
4	210	26%	307	38%	232	29%	61	8%	810	100%
5	24	13%	72	38%	77	41%	15	8%	188	100%
6	45	32%	63	45%	23	16%	9	6%	140	100%
7	12	30%	16	40%	12	30%	0	0%	40	100%
8	68	44%	67	44%	18	12%	0	0%	153	100%
9	8	29%	8	29%	11	39%	1	4%	28	100%
10	136	45%	111	36%	30	10%	28	9%	305	100%
11	38	23%	78	47%	45	27%	5	3%	166	100%
12	19	35%	19	35%	11	20%	6	11%	55	100%
13	35	32%	51	46%	21	19%	4	4%	111	100%
14	70	47%	49	33%	30	20%	1	1%	150	100%
15	8	57%	4	29%	2	14%	0	0%	14	100%
16	18	32%	23	40%	14	25%	2	4%	57	100%
17	340	42%	349	44%	86	11%	27	3%	802	100%
18	90	12%	593	78%	35	5%	44	6%	762	100%
19	102	27%	132	36%	108	29%	29	8%	371	100%
20	14	38%	10	27%	9	24%	4	11%	37	100%
21	47	22%	123	56%	38	17%	10	5%	218	100%
22	13	17%	52	68%	12	16%	0	0%	77	100%
<b>STATE</b>	1,593	30%	2,435	46%	928	18%	291	6%	5,247	100%

Risk Level:	Sex Offenders (Non-SOISP)*									
	Sex Offender Maximum		Sex Offender Medium		Sex Offender Minimum		Sex Offender Administrative		TOTAL SEX OFFENDERS	
	Number	%	Number	%	Number	%	Number	%	Number	%
<b>DISTRICT</b>										
1	58	28%	72	35%	72	35%	2	1%	204	100%
2	15	22%	7	10%	3	4%	42	63%	67	100%
3	9	60%	3	20%	3	20%	0	0%	15	100%
4	45	28%	70	44%	41	26%	2	1%	158	100%
5	4	22%	7	39%	7	39%	0	0%	18	100%
6	6	29%	5	24%	9	43%	1	5%	21	100%
7	3	12%	12	46%	10	38%	1	4%	26	100%
8	23	39%	9	15%	4	7%	23	39%	59	100%
9	5	31%	8	50%	3	19%	0	0%	16	100%
10	17	46%	14	38%	6	16%	0	0%	37	100%
11	6	35%	5	29%	5	29%	1	6%	17	100%
12	3	50%	1	17%	2	33%	0	0%	6	100%
13	11	42%	7	27%	7	27%	1	4%	26	100%
14	6	50%	4	33%	2	17%	0	0%	12	100%
15	3	60%	2	40%	0	0%	0	0%	5	100%
16	6	67%	3	33%	0	0%	0	0%	9	100%
17	33	48%	25	36%	10	14%	1	1%	69	100%
18	47	28%	61	37%	27	16%	32	19%	167	100%
19	8	28%	9	31%	9	31%	3	10%	29	100%
20	20	25%	27	34%	28	35%	4	5%	79	100%
21	22	34%	19	30%	23	36%	0	0%	64	100%
22	3	38%	5	63%	0	0%	0	0%	8	100%
<b>STATE</b>	353	32%	375	34%	271	24%	113	10%	1,112	100%

Note: Percentages may not total 100 percent because of rounding.

\*SOISP's (Sex Offender Intensive Supervision Probation) active client numbers can be found in Table 96.

TABLE 53

**FY 2012**  
**Colorado State Adult and All Private Adult Probation**  
**Active Clients on June 30, 2012**

TYPE	TOTAL STATE SUPERVISED CRIMINAL CLIENTS		TOTAL NON-DUI/DWAI CRIMINAL PRIVATE CLIENTS		TOTAL DUI/DWAI PRIVATE CLIENTS		TOTAL STATE SUPERVISED & PRIVATE PROBATION POPULATION	
	Number	%	Number	%	Number	%	Number	%
DISTRICT								
1	4,937	61%	1,069	13%	2,126	26%	8,132	100%
2	4,230	100%	0	0%	0	0%	4,230	100%
3	451	100%	0	0%	0	0%	451	100%
4	4,667	74%	678	11%	977	15%	6,322	100%
5	1,007	86%	86	7%	81	7%	1,174	100%
6	846	88%	30	3%	81	8%	957	100%
7	820	87%	69	7%	54	6%	943	100%
8	2,638	59%	687	15%	1,178	26%	4,503	100%
9	510	58%	264	30%	99	11%	873	100%
10	1,670	69%	186	8%	577	24%	2,433	100%
11	956	79%	78	6%	178	15%	1,212	100%
12	749	67%	94	8%	271	24%	1,114	100%
13	999	86%	81	7%	80	7%	1,160	100%
14	761	100%	0	0%	0	0%	761	100%
15	274	100%	0	0%	0	0%	274	100%
16	450	100%	0	0%	0	0%	450	100%
17	7,308	82%	551	6%	1,049	12%	8,908	100%
18	6,475	58%	1,462	13%	3,151	28%	11,088	100%
19	2,244	67%	620	19%	474	14%	3,338	100%
20	1,608	39%	990	24%	1,490	36%	4,088	100%
21	1,980	72%	453	17%	310	11%	2,743	100%
22	367	72%	9	2%	132	26%	508	100%
STATE	45,947	70%	7,407	11%	12,308	19%	65,662	100%

Note: Percentages may not total 100 percent because of rounding.

TABLE 54

**FY 2012**  
**Colorado Private Probation**  
**New Clients by Supervision Type**

NON-DUI/DWAI PRIVATE PROBATION						
TYPE:	Direct Sentence <sup>1</sup>		Transfer from State Probation <sup>2</sup>		TOTAL NEW CLIENTS	
	Number	%	Number	%	Number	%
DISTRICT						
1	11	1%	749	99%	760	100%
2	0	0%	0	0%	0	0%
3	0	0%	0	0%	0	0%
4	0	0%	387	100%	387	100%
5	0	0%	7	100%	7	100%
6	0	0%	34	100%	34	100%
7	0	0%	29	100%	29	100%
8	0	0%	632	100%	632	100%
9	1	0%	208	100%	209	100%
10	0	0%	46	100%	46	100%
11	0	0%	25	100%	25	100%
12	0	0%	78	100%	78	100%
13	52	84%	10	16%	62	100%
14	0	0%	0	0%	0	0%
15	0	0%	0	0%	0	0%
16	0	0%	0	0%	0	0%
17	0	0%	501	100%	501	100%
18	0	0%	431	100%	431	100%
19	0	0%	391	100%	391	100%
20	552	72%	215	28%	767	100%
21	0	0%	347	100%	347	100%
22	12	92%	1	8%	13	100%
STATE	628	13%	4,091	87%	4,719	100%

DUI/DWAI PRIVATE PROBATION						
TYPE:	Direct Sentence <sup>1</sup>		Transfer from State Probation <sup>2</sup>		TOTAL NEW CLIENTS	
	Number	%	Number	%	Number	%
DISTRICT						
1	2	0%	534	100%	536	100%
2	0	0%	0	0%	0	0%
3	0	0%	0	0%	0	0%
4	0	0%	750	100%	750	100%
5	1	5%	19	95%	20	100%
6	0	0%	33	100%	33	100%
7	0	0%	17	100%	17	100%
8	0	0%	1,398	100%	1,398	100%
9	4	5%	82	95%	86	100%
10	0	0%	567	100%	567	100%
11	5	6%	85	94%	90	100%
12	0	0%	262	100%	262	100%
13	17	29%	41	71%	58	100%
14	0	0%	0	0%	0	0%
15	0	0%	0	0%	0	0%
16	0	0%	0	0%	0	0%
17	2	0%	761	100%	763	100%
18	0	0%	1,976	100%	1,976	100%
19	0	0%	322	100%	322	100%
20	26	4%	702	96%	728	100%
21	0	0%	187	100%	187	100%
22	111	91%	11	9%	122	100%
STATE	168	2%	7,747	98%	7,915	100%

<sup>1</sup>**Direct Sentence:** A probationer ordered by the court to be supervised by a private provider. This is not a uniform practice among courts.

<sup>2</sup>**Transfer from State Probation:** A probationer originally sentenced to state probation but later determined appropriate for and supervised by a private provider.

Note: Percentages may not total 100 percent because of rounding.

TABLE 55

**FY 2012**  
**Colorado Private Probation**  
**New Clients by Gender**

NON-DUI/DWAI PRIVATE PROBATION							
TYPE:	Female		Male		Unknown		TOTAL NEW CLIENTS
	Number	%	Number	%	Number	%	Number %
DISTRICT	Number	%	Number	%	Number	%	Number %
1	243	32%	516	68%	1	0%	760 100%
2	0	0%	0	0%	0	0%	0 0%
3	0	0%	0	0%	0	0%	0 0%
4	121	31%	266	69%	0	0%	387 100%
5	0	0%	7	100%	0	0%	7 100%
6	8	24%	26	76%	0	0%	34 100%
7	6	21%	23	79%	0	0%	29 100%
8	188	30%	444	70%	0	0%	632 100%
9	48	23%	160	77%	1	0%	209 100%
10	13	28%	33	72%	0	0%	46 100%
11	8	32%	17	68%	0	0%	25 100%
12	32	41%	46	59%	0	0%	78 100%
13	13	21%	49	79%	0	0%	62 100%
14	0	0%	0	0%	0	0%	0 0%
15	0	0%	0	0%	0	0%	0 0%
16	0	0%	0	0%	0	0%	0 0%
17	202	40%	299	60%	0	0%	501 100%
18	161	37%	269	62%	1	0%	431 100%
19	125	32%	266	68%	0	0%	391 100%
20	210	27%	555	72%	2	0%	767 100%
21	100	29%	246	71%	1	0%	347 100%
22	4	31%	9	69%	0	0%	13 100%
STATE	1,482	31%	3,231	68%	6	0%	4,719 100%

DUI/DWAI PRIVATE PROBATION							
TYPE:	Female		Male		Unknown		TOTAL NEW CLIENTS
	Number	%	Number	%	Number	%	Number %
DISTRICT	Number	%	Number	%	Number	%	Number %
1	155	29%	380	71%	1	0%	536 100%
2	0	0%	0	0%	0	0%	0 0%
3	0	0%	0	0%	0	0%	0 0%
4	188	25%	562	75%	0	0%	750 100%
5	7	35%	13	65%	0	0%	20 100%
6	13	39%	20	61%	0	0%	33 100%
7	4	24%	13	76%	0	0%	17 100%
8	417	30%	981	70%	0	0%	1,398 100%
9	5	6%	81	94%	0	0%	86 100%
10	166	29%	401	71%	0	0%	567 100%
11	26	29%	64	71%	0	0%	90 100%
12	94	36%	167	64%	1	0%	262 100%
13	14	24%	44	76%	0	0%	58 100%
14	0	0%	0	0%	0	0%	0 0%
15	0	0%	0	0%	0	0%	0 0%
16	0	0%	0	0%	0	0%	0 0%
17	195	26%	568	74%	0	0%	763 100%
18	629	32%	1,346	68%	1	0%	1,976 100%
19	91	28%	231	72%	0	0%	322 100%
20	218	30%	509	70%	1	0%	728 100%
21	41	22%	146	78%	0	0%	187 100%
22	37	30%	85	70%	0	0%	122 100%
STATE	2,300	29%	5,611	71%	4	0%	7,915 100%

Note: Percentages may not total 100 percent because of rounding.

TABLE 56

**FY 2012**  
**Colorado Private Probation**  
**New Clients by Age: Non-DUI/DWAI**

<b>NON-DUI/DWAI PRIVATE PROBATION</b>																
<b>TYPE:</b>	<b>12-17 Years</b>		<b>18-20 Years</b>		<b>21-24 Years</b>		<b>25-32 Years</b>		<b>33-39 Years</b>		<b>40 and above</b>		<b>Unknown</b>		<b>TOTAL NEW CLIENTS</b>	
<b>DISTRICT</b>	Number	%	Number	%	Number	%	Number	%	Number	%	Number	%	Number	%	Number	%
1	0	0%	90	12%	142	19%	218	29%	108	14%	202	27%	0	0%	760	100%
2	0	0%	0	0%	0	0%	0	0%	0	0%	0	0%	0	0%	0	0%
3	0	0%	0	0%	0	0%	0	0%	0	0%	0	0%	0	0%	0	0%
4	0	0%	38	10%	89	23%	117	30%	61	16%	82	21%	0	0%	387	100%
5	0	0%	2	29%	2	29%	1	14%	2	29%	0	0%	0	0%	7	100%
6	0	0%	7	21%	7	21%	8	24%	6	18%	6	18%	0	0%	34	100%
7	0	0%	8	24%	1	19%	12	41%	4	14%	4	19%	0	0%	29	100%
8	0	0%	91	14%	152	24%	171	27%	83	13%	135	21%	0	0%	632	100%
9	0	0%	34	16%	37	18%	61	29%	29	14%	47	22%	1	0%	209	100%
10	0	0%	10	22%	9	20%	14	30%	9	20%	4	9%	0	0%	46	100%
11	0	0%	3	12%	6	24%	6	24%	5	20%	5	20%	0	0%	25	100%
12	2	3%	14	18%	15	19%	22	28%	10	13%	15	19%	0	0%	78	100%
13	1	2%	9	15%	12	19%	18	29%	8	13%	14	23%	0	0%	62	100%
14	0	0%	0	0%	0	0%	0	0%	0	0%	0	0%	0	0%	0	0%
15	0	0%	0	0%	0	0%	0	0%	0	0%	0	0%	0	0%	0	0%
16	0	0%	0	0%	0	0%	0	0%	0	0%	0	0%	0	0%	0	0%
17	0	0%	74	15%	96	19%	152	30%	88	18%	91	18%	0	0%	501	100%
18	0	0%	75	17%	75	17%	98	23%	72	17%	111	26%	0	0%	431	100%
19	0	0%	56	14%	90	23%	94	24%	62	16%	89	23%	0	0%	391	100%
20	0	0%	130	17%	164	21%	184	24%	95	12%	193	25%	1	0%	767	100%
21	0	0%	67	19%	67	19%	91	26%	50	14%	72	21%	0	0%	347	100%
22	0	0%	0	0%	3	23%	4	31%	0	0%	6	46%	0	0%	13	100%
STATE	3	0%	708	15%	967	20%	1,271	27%	692	15%	1,076	23%	2	0%	4,719	100%

Note: Percentages may not total 100 percent because of rounding.



TABLE 57

**FY 2012**  
**Colorado Private Probation**  
**New Clients by Age: DUI/DWAI**

<b>DUI/DWAI PRIVATE PROBATION</b>																
<b>TYPE:</b>	<b>12-17 Years</b>		<b>18-20 Years</b>		<b>21-24 Years</b>		<b>25-32 Years</b>		<b>33-39 Years</b>		<b>40 and above</b>		<b>Unknown</b>		<b>TOTAL NEW CLIENTS</b>	
<b>DISTRICT</b>	Number	%	Number	%	Number	%	Number	%	Number	%	Number	%	Number	%	Number	%
1	0	0%	24	4%	67	13%	156	29%	82	15%	207	39%	0	0%	536	100%
2	0	0%	0	0%	0	0%	0	0%	0	0%	0	0%	0	0%	0	0%
3	0	0%	0	0%	0	0%	0	0%	0	0%	0	0%	0	0%	0	0%
4	1	0%	43	6%	154	21%	237	32%	99	13%	216	29%	0	0%	750	100%
5	0	0%	1	5%	4	20%	4	20%	3	15%	8	40%	0	0%	20	100%
6	0	0%	2	15%	10	30%	9	27%	1	3%	11	33%	0	0%	33	100%
7	0	0%	0	0%	1	15%	3	23%	4	15%	9	53%	0	0%	17	100%
8	15	1%	152	11%	377	27%	377	27%	165	12%	312	22%	0	0%	1,398	100%
9	0	0%	1	1%	13	15%	20	23%	15	17%	37	43%	0	0%	86	100%
10	3	1%	45	8%	106	19%	142	25%	83	15%	188	33%	0	0%	567	100%
11	0	0%	6	7%	16	18%	15	17%	11	12%	42	47%	0	0%	90	100%
12	3	1%	34	13%	65	25%	65	25%	20	8%	75	29%	0	0%	262	100%
13	2	0%	2	0%	12	21%	11	19%	7	12%	24	41%	0	0%	58	100%
14	0	0%	0	0%	0	0%	0	0%	0	0%	0	0%	0	0%	0	0%
15	0	0%	0	0%	0	0%	0	0%	0	0%	0	0%	0	0%	0	0%
16	0	0%	0	0%	0	0%	0	0%	0	0%	0	0%	0	0%	0	0%
17	0	0%	59	8%	131	17%	279	37%	117	15%	177	23%	0	0%	763	100%
18	2	0%	100	5%	357	18%	608	31%	306	15%	603	31%	0	0%	1,976	100%
19	1	0%	20	6%	77	24%	82	25%	41	13%	101	31%	0	0%	322	100%
20	8	1%	78	11%	154	21%	188	26%	97	13%	203	28%	0	0%	728	100%
21	1	1%	19	10%	30	16%	54	29%	33	18%	50	27%	0	0%	187	100%
22	1	1%	9	7%	14	11%	34	28%	19	16%	45	37%	0	0%	122	100%
STATE	37	0%	595	8%	1,588	20%	2,284	29%	1,103	14%	2,308	29%	0	0%	7,915	100%

Note: Percentages may not total 100 percent because of rounding.

TABLE 58

**FY 2012**  
**Colorado Private Probation**  
**New Clients by Ethnic Group: Non-DUI/DWAI**

<b>NON-DUI/DWAI PRIVATE PROBATION</b>														
TYPE:	Caucasian		African American		Asian		Hispanic		Native American		Other		TOTAL NEW CLIENTS	
DISTRICT	Number	%	Number	%	Number	%	Number	%	Number	%	Number	%	Number	%
1	662	87%	22	3%	8	1%	54	7%	6	1%	8	1%	760	100%
2	0	0%	0	0%	0	0%	0	0%	0	0%	0	0%	0	0%
3	0	0%	0	0%	0	0%	0	0%	0	0%	0	0%	0	0%
4	270	70%	67	17%	2	1%	43	11%	2	1%	3	1%	387	100%
5	6	86%	0	0%	0	0%	1	14%	0	0%	0	0%	7	100%
6	31	91%	0	0%	0	0%	1	3%	1	3%	1	3%	34	100%
7	26	90%	1	3%	0	0%	2	7%	0	0%	0	0%	29	100%
8	582	92%	22	3%	2	0%	20	3%	3	0%	3	0%	632	100%
9	196	94%	2	1%	0	0%	8	4%	0	0%	3	1%	209	100%
10	36	78%	0	0%	0	0%	7	15%	0	0%	3	7%	46	100%
11	23	92%	0	0%	0	0%	1	4%	0	0%	1	4%	25	100%
12	60	77%	1	1%	0	0%	14	18%	1	1%	2	3%	78	100%
13	54	87%	2	3%	0	0%	6	10%	0	0%	0	0%	62	100%
14	0	0%	0	0%	0	0%	0	0%	0	0%	0	0%	0	0%
15	0	0%	0	0%	0	0%	0	0%	0	0%	0	0%	0	0%
16	0	0%	0	0%	0	0%	0	0%	0	0%	0	0%	0	0%
17	471	94%	17	3%	5	1%	5	1%	0	0%	3	1%	501	100%
18	333	77%	47	11%	10	2%	34	8%	1	0%	6	1%	431	100%
19	336	86%	5	1%	0	0%	48	12%	1	0%	1	0%	391	100%
20	713	93%	17	2%	7	1%	27	4%	1	0%	2	0%	767	100%
21	311	90%	3	1%	2	1%	22	6%	0	0%	9	3%	347	100%
22	9	69%	0	0%	0	0%	0	0%	4	31%	0	0%	13	100%
STATE	4,119	87%	206	4%	36	1%	293	6%	20	0%	45	1%	4,719	100%

Note: Percentages may not total 100 percent because of rounding.

TABLE 59

**FY 2012**  
**Colorado Private Probation**  
**New Clients by Ethnic Group: DUI/DWAI**

<b>DUI/DWAI PRIVATE PROBATION</b>														
TYPE:	Caucasian		African American		Asian		Hispanic		Native American		Other		TOTAL NEW CLIENTS	
DISTRICT	Number	%	Number	%	Number	%	Number	%	Number	%	Number	%	Number	%
1	465	87%	4	1%	8	1%	53	10%	4	1%	2	0%	536	100%
2	0	0%	0	0%	0	0%	0	0%	0	0%	0	0%	0	0%
3	0	0%	0	0%	0	0%	0	0%	0	0%	0	0%	0	0%
4	543	72%	71	9%	10	1%	114	15%	4	1%	8	1%	750	100%
5	20	100%	0	0%	0	0%	0	0%	0	0%	0	0%	20	100%
6	29	88%	0	0%	0	0%	1	3%	3	9%	0	0%	33	100%
7	15	85%	0	0%	0	0%	2	15%	0	0%	0	0%	17	100%
8	1,319	94%	27	2%	9	1%	31	2%	2	0%	10	1%	1,398	100%
9	75	87%	4	5%	0	0%	6	7%	0	0%	1	1%	86	100%
10	288	51%	7	1%	2	0%	254	45%	3	1%	13	2%	567	100%
11	86	96%	1	1%	0	0%	2	2%	0	0%	1	1%	90	100%
12	137	52%	5	2%	1	0%	111	42%	7	3%	1	0%	262	100%
13	52	90%	1	2%	0	0%	5	9%	0	0%	0	0%	58	100%
14	0	0%	0	0%	0	0%	0	0%	0	0%	0	0%	0	0%
15	0	0%	0	0%	0	0%	0	0%	0	0%	0	0%	0	0%
16	0	0%	0	0%	0	0%	0	0%	0	0%	0	0%	0	0%
17	690	90%	20	3%	10	1%	37	5%	4	1%	2	0%	763	100%
18	1,497	76%	186	9%	53	3%	220	11%	6	0%	14	1%	1,976	100%
19	255	79%	4	1%	2	1%	58	18%	2	1%	1	0%	322	100%
20	671	92%	11	2%	12	2%	32	4%	0	0%	2	0%	728	100%
21	174	93%	1	1%	0	0%	11	6%	0	0%	1	1%	187	100%
22	67	55%	0	0%	0	0%	4	3%	51	42%	0	0%	122	100%
STATE	6,383	81%	342	4%	107	1%	941	12%	86	1%	56	1%	7,915	100%

Note: Percentages may not total 100 percent because of rounding.

TABLE 60

**FY 2012**  
**Colorado Private Probation**  
**Successful/Unsuccessful Terminations**

NON-DUI/DWAI PRIVATE PROBATION								
TYPE:	SUCCESSFUL TERMINATIONS		UNSUCCESSFUL TERMINATIONS				TOTAL TERMINATIONS	
	Successful		Revoked		Absconded			
DISTRICT	Number	%	Number	%	Number	%	Number	%
1	572	78%	56	8%	106	14%	734	100%
2	0	0%	0	0%	0	0%	0	0%
3	0	0%	0	0%	0	0%	0	0%
4	370	79%	43	9%	57	12%	470	100%
5	32	80%	4	10%	4	10%	40	100%
6	26	90%	1	3%	2	7%	29	100%
7	28	97%	0	0%	1	3%	29	100%
8	456	78%	49	8%	80	14%	585	100%
9	95	84%	0	0%	18	16%	113	100%
10	67	87%	4	5%	6	8%	77	100%
11	37	90%	2	5%	2	5%	41	100%
12	41	85%	4	8%	3	6%	48	100%
13	43	70%	10	16%	8	13%	61	100%
14	0	0%	0	0%	0	0%	0	0%
15	0	0%	0	0%	0	0%	0	0%
16	0	0%	0	0%	0	0%	0	0%
17	357	86%	23	6%	36	9%	416	100%
18	882	93%	39	4%	29	3%	950	100%
19	138	79%	20	11%	17	10%	175	100%
20	516	80%	74	12%	51	8%	641	100%
21	165	82%	14	7%	23	11%	202	100%
22	9	75%	1	8%	2	17%	12	100%
STATE	3,834	83%	344	7%	445	10%	4,623	100%

DUI/DWAI PRIVATE PROBATION								
TYPE:	SUCCESSFUL TERMINATIONS		UNSUCCESSFUL TERMINATIONS				TOTAL TERMINATIONS	
	Successful		Revoked		Absconded			
DISTRICT	Number	%	Number	%	Number	%	Number	%
1	1,104	92%	67	6%	30	2%	1,201	100%
2	0	0%	0	0%	0	0%	0	0%
3	0	0%	0	0%	0	0%	0	0%
4	338	68%	74	15%	82	17%	494	100%
5	42	95%	1	2%	1	2%	44	100%
6	40	95%	0	0%	2	5%	42	100%
7	17	94%	0	0%	1	6%	18	100%
8	1,105	86%	66	5%	110	9%	1,281	100%
9	38	79%	0	0%	10	21%	48	100%
10	302	84%	31	9%	27	8%	360	100%
11	150	87%	12	7%	11	6%	173	100%
12	144	88%	13	8%	7	4%	164	100%
13	1	50%	1	50%	0	0%	2	100%
14	0	0%	0	0%	0	0%	0	0%
15	0	0%	0	0%	0	0%	0	0%
16	0	0%	0	0%	0	0%	0	0%
17	817	86%	52	5%	86	9%	955	100%
18	2,062	92%	80	4%	102	5%	2,244	100%
19	111	71%	22	14%	23	15%	156	100%
20	873	87%	83	8%	42	4%	998	100%
21	124	83%	10	7%	16	11%	150	100%
22	44	66%	12	18%	11	16%	67	100%
STATE	7,312	87%	524	6%	561	7%	8,397	100%

Key: *Successful Terminations*: This column is exclusively private successful terminations.

*Unsuccessful Terminations*: This column includes probationers supervised by private who were revoked or absconded. A revocation is defined as a termination from probation supervision for a technical violation, new misdemeanor, or new felony.

Absconders refers to probationers who become fugitives and are no longer compliant with probation supervision.

*Total Terminations*: This column includes: revocations, absconders and successful terminations from probation supervision. Additional types of private probation closures are included in Tables 61 and 62.

Note: Percentages may not total 100 percent because of rounding.

TABLE 61

**FY 2012**  
**Colorado Private Probation**  
**All Closure Types: Non-DUI/DWAI**

<b>NON-DUI/DWAI PRIVATE PROBATION</b>																
TYPE:	Successful		Revoked		Absconded		Deported		Death		Administrative Closure		TOTAL CLOSURES		Courtesy Transfers <sup>1</sup>	
DISTRICT	Number	%	Number	%	Number	%	Number	%	Number	%	Number	%	Number	%	Number	DISTRICT
1	572	78%	56	8%	106	14%	0	0%	0	0%	1	0%	735	100%	57	1
2	0	0%	0	0%	0	0%	0	0%	0	0%	0	0%	0	0%	0	2
3	0	0%	0	0%	0	0%	0	0%	0	0%	0	0%	0	0%	0	3
4	370	78%	43	9%	57	12%	1	0%	0	0%	1	0%	472	100%	79	4
5	32	80%	4	10%	4	10%	0	0%	0	0%	0	0%	40	100%	12	5
6	26	90%	1	3%	2	7%	0	0%	0	0%	0	0%	29	100%	6	6
7	28	93%	0	0%	1	3%	0	0%	1	3%	0	0%	30	100%	4	7
8	456	77%	49	8%	80	14%	0	0%	4	1%	0	0%	589	100%	20	8
9	95	84%	0	0%	18	16%	0	0%	0	0%	0	0%	113	100%	23	9
10	67	87%	4	5%	6	8%	0	0%	0	0%	0	0%	77	100%	16	10
11	37	90%	2	5%	2	5%	0	0%	0	0%	0	0%	41	100%	3	11
12	41	85%	4	8%	3	6%	0	0%	0	0%	0	0%	48	100%	5	12
13	43	70%	10	16%	8	13%	0	0%	0	0%	0	0%	61	100%	0	13
14	0	0%	0	0%	0	0%	0	0%	0	0%	0	0%	0	0%	0	14
15	0	0%	0	0%	0	0%	0	0%	0	0%	0	0%	0	0%	0	15
16	0	0%	0	0%	0	0%	0	0%	0	0%	0	0%	0	0%	0	16
17	357	85%	23	5%	36	9%	1	0%	1	0%	1	0%	419	100%	4	17
18	882	93%	39	4%	29	3%	0	0%	3	0%	0	0%	953	100%	62	18
19	138	76%	20	11%	17	9%	6	3%	0	0%	0	0%	181	100%	63	19
20	516	80%	74	11%	51	8%	0	0%	1	0%	2	0%	644	100%	64	20
21	165	81%	14	7%	23	11%	0	0%	1	0%	0	0%	203	100%	40	21
22	9	75%	1	8%	2	17%	0	0%	0	0%	0	0%	12	100%	0	22
STATE	3,834	83%	344	7%	445	10%	8	0%	11	0%	5	0%	4,647	100%	458	STATE

<sup>1</sup>**Courtesy Transfers:** Beginning in FY2008 courtesy transfers were removed from "Total Closures" because they are accounted for within the existing closure categories. They are reported separately to track the cases transferred between districts.

Note: Percentages may not total 100 percent because of rounding.

TABLE 62

**FY 2012**  
**Colorado Private Probation**  
**All Closure Types: DUI/DWAI**

<b>DUI/DWAI PRIVATE PROBATION</b>																
<b>TYPE:</b>		<b>Successful</b>		<b>Revoked</b>		<b>Absconded</b>		<b>Deported</b>		<b>Death</b>		<b>Administrative Closure</b>		<b>TOTAL CLOSURES</b>		
<b>DISTRICT</b>	Number	%	Number	%	Number	%	Number	%	Number	%	Number	%	Number	%	<b>Courtesy Transfers<sup>1</sup></b>	
															Number	DISTRICT
1	1,104	92%	67	6%	30	2%	0	0%	2	0%	1	0%	1,204	100%	63	1
2	0	0%	0	0%	0	0%	0	0%	0	0%	0	0%	0	0%	0	2
3	0	0%	0	0%	0	0%	0	0%	0	0%	0	0%	0	0%	0	3
4	338	68%	74	15%	82	16%	0	0%	4	1%	0	0%	498	100%	154	4
5	42	93%	1	2%	1	2%	0	0%	1	2%	0	0%	45	100%	15	5
6	40	95%	0	0%	2	5%	0	0%	0	0%	0	0%	42	100%	3	6
7	17	89%	0	0%	1	5%	0	0%	1	5%	0	0%	19	100%	2	7
8	1,105	86%	66	5%	110	9%	0	0%	4	0%	0	0%	1,285	100%	63	8
9	38	76%	0	0%	10	20%	0	0%	1	2%	1	2%	50	100%	18	9
10	302	84%	31	9%	27	8%	0	0%	0	0%	0	0%	360	100%	67	10
11	150	86%	12	7%	11	6%	0	0%	1	1%	0	0%	174	100%	8	11
12	144	87%	13	8%	7	4%	0	0%	2	1%	0	0%	166	100%	6	12
13	1	50%	1	50%	0	0%	0	0%	0	0%	0	0%	2	100%	2	13
14	0	0%	0	0%	0	0%	0	0%	0	0%	0	0%	0	0%	0	14
15	0	0%	0	0%	0	0%	0	0%	0	0%	0	0%	0	0%	0	15
16	0	0%	0	0%	0	0%	0	0%	0	0%	0	0%	0	0%	0	16
17	817	85%	52	5%	86	9%	0	0%	3	0%	0	0%	958	100%	25	17
18	2,062	92%	80	4%	102	5%	0	0%	1	0%	0	0%	2,245	100%	99	18
19	111	67%	22	13%	23	14%	7	4%	2	1%	1	1%	166	100%	140	19
20	873	87%	83	8%	42	4%	2	0%	1	0%	1	0%	1,002	100%	119	20
21	124	81%	10	7%	16	10%	1	1%	1	1%	1	1%	153	100%	26	21
22	44	66%	12	18%	11	16%	0	0%	0	0%	0	0%	67	100%	2	22
<b>STATE</b>	<b>7,312</b>	<b>87%</b>	<b>524</b>	<b>6%</b>	<b>561</b>	<b>7%</b>	<b>10</b>	<b>0%</b>	<b>24</b>	<b>0%</b>	<b>5</b>	<b>0%</b>	<b>8,436</b>	<b>100%</b>	<b>812</b>	<b>STATE</b>

<sup>1</sup>**Courtesy Transfers:** Beginning in FY2008 courtesy transfers were removed from "Total Closures" because they are accounted for within the existing closure categories. They are reported separately to track the cases transferred between districts.

Note: Percentages may not total 100 percent because of rounding.

TABLE 63

**FY 2012**  
**Colorado Private Probation**  
**Type of Revocation**

NON-DUI/DWAI PRIVATE PROBATION							TOTAL REVOCATIONS for Non-DUI/DWAI Private Cases	
DISTRICT	New Felony		New Misdemeanor		Technical		Number	%
	Number	%	Number	%	Number	%		
1	5	9%	15	27%	36	64%	56	100%
2	0	0%	0	0%	0	0%	0	0%
3	0	0%	0	0%	0	0%	0	0%
4	8	19%	5	12%	30	70%	43	100%
5	1	25%	2	50%	1	25%	4	100%
6	0	0%	1	100%	0	0%	1	100%
7	0	0%	0	0%	0	0%	0	0%
8	2	4%	10	20%	37	76%	49	100%
9	0	0%	0	0%	0	0%	0	0%
10	0	0%	2	50%	2	50%	4	100%
11	0	0%	0	0%	2	100%	2	100%
12	0	0%	3	75%	1	25%	4	100%
13	0	0%	4	40%	6	60%	10	100%
14	0	0%	0	0%	0	0%	0	0%
15	0	0%	0	0%	0	0%	0	0%
16	0	0%	0	0%	0	0%	0	0%
17	3	13%	3	13%	17	74%	23	100%
18	1	3%	15	38%	23	59%	39	100%
19	2	10%	9	45%	9	45%	20	100%
20	4	5%	29	39%	41	55%	74	100%
21	2	14%	1	7%	11	79%	14	100%
22	0	0%	0	0%	1	100%	1	100%
STATE	28	8%	99	29%	217	63%	344	100%

DUI/DWAI PRIVATE PROBATION							TOTAL REVOCATIONS for DUI/DWAI Private Cases	
DISTRICT	New Felony		New Misdemeanor		Technical		Number	%
	Number	%	Number	%	Number	%		
1	2	3%	27	40%	38	57%	67	100%
2	0	0%	0	0%	0	0%	0	0%
3	0	0%	0	0%	0	0%	0	0%
4	3	4%	12	16%	59	80%	74	100%
5	1	100%	0	0%	0	0%	1	100%
6	0	0%	0	0%	0	0%	0	0%
7	0	0%	0	0%	0	0%	0	0%
8	2	3%	13	20%	51	77%	66	100%
9	0	0%	0	0%	0	0%	0	0%
10	0	0%	9	29%	22	71%	31	100%
11	0	0%	1	8%	11	92%	12	100%
12	1	8%	3	23%	9	69%	13	100%
13	0	0%	0	0%	1	100%	1	100%
14	0	0%	0	0%	0	0%	0	0%
15	0	0%	0	0%	0	0%	0	0%
16	0	0%	0	0%	0	0%	0	0%
17	3	6%	24	46%	25	48%	52	100%
18	1	1%	46	58%	33	41%	80	100%
19	1	5%	8	36%	13	59%	22	100%
20	3	4%	31	37%	49	59%	83	100%
21	0	0%	2	20%	8	80%	10	100%
22	1	8%	2	17%	9	75%	12	100%
STATE	18	3%	178	34%	328	63%	524	100%

**Key:**

- New Felony:* Includes revocations for a new felony offense committed while on probation supervision.
- New Misdemeanor:* Includes revocations for a new misdemeanor offense committed while on probation supervision.
- Technical:* Includes revocations for technical probation supervision violations (i.e. drug use, non-compliance).
- Total Revocations:* Total includes all felony, misdemeanor, and technical violations resulting in a revocation from probation.

Note: Percentages may not total 100 percent because of rounding.

TABLE 64

**FY 2012  
Colorado Private Probation  
Length of Stay**

NON-DUI/DWAI PRIVATE PROBATION							
TYPE:							TOTAL
DISTRICT	0-12 months	13-24 months	25-36 months	37 + months	CLOSURES		
	Number %	Number %	Number %	Number %	Number	%	Number %
1	357 49%	314 43%	38 5%	26 4%	735	100%	
2	0 0%	0 0%	0 0%	0 0%	0	0%	
3	0 0%	0 0%	0 0%	0 0%	0	0%	
4	127 27%	288 61%	39 8%	18 4%	472	100%	
5	9 23%	23 58%	5 13%	3 8%	40	100%	
6	15 52%	11 38%	1 3%	2 7%	29	100%	
7	5 17%	17 57%	6 20%	2 7%	30	100%	
8	439 75%	138 23%	11 2%	1 0%	589	100%	
9	62 55%	44 39%	7 6%	0 0%	113	100%	
10	32 42%	33 43%	7 9%	5 6%	77	100%	
11	26 63%	12 29%	2 5%	1 2%	41	100%	
12	44 92%	4 8%	0 0%	0 0%	48	100%	
13	29 48%	29 48%	2 3%	1 2%	61	100%	
14	0 0%	0 0%	0 0%	0 0%	0	0%	
15	0 0%	0 0%	0 0%	0 0%	0	0%	
16	0 0%	0 0%	0 0%	0 0%	0	0%	
17	324 77%	91 22%	4 1%	0 0%	419	100%	
18	256 27%	513 54%	132 14%	52 5%	953	100%	
19	67 37%	93 51%	14 8%	7 4%	181	100%	
20	349 54%	263 41%	23 4%	9 1%	644	100%	
21	115 57%	78 38%	9 4%	1 0%	203	100%	
22	11 92%	1 8%	0 0%	0 0%	12	100%	
STATE	2,267 49%	1,952 42%	300 6%	128 3%	4,647	100%	

DUI/DWAI PRIVATE PROBATION							
TYPE:							TOTAL
DISTRICT	0-12 months	13-24 months	25-36 months	37 + months	CLOSURES		
	Number %	Number %	Number %	Number %	Number	%	Number %
1	187 16%	952 79%	62 5%	3 0%	1,204	100%	
2	0 0%	0 0%	0 0%	0 0%	0	0%	
3	0 0%	0 0%	0 0%	0 0%	0	0%	
4	211 42%	245 49%	39 8%	3 1%	498	100%	
5	20 44%	24 53%	1 2%	0 0%	45	100%	
6	23 55%	19 45%	0 0%	0 0%	42	100%	
7	6 32%	11 58%	2 11%	0 0%	19	100%	
8	1,023 80%	243 19%	18 1%	1 0%	1,285	100%	
9	24 48%	24 48%	2 4%	0 0%	50	100%	
10	239 66%	113 31%	7 2%	1 0%	360	100%	
11	115 66%	56 32%	3 2%	0 0%	174	100%	
12	126 76%	40 24%	0 0%	0 0%	166	100%	
13	1 50%	1 50%	0 0%	0 0%	2	100%	
14	0 0%	0 0%	0 0%	0 0%	0	0%	
15	0 0%	0 0%	0 0%	0 0%	0	0%	
16	0 0%	0 0%	0 0%	0 0%	0	0%	
17	588 61%	332 35%	34 4%	4 0%	958	100%	
18	1,113 50%	999 44%	113 5%	20 1%	2,245	100%	
19	69 42%	76 46%	19 11%	2 1%	166	100%	
20	512 51%	440 44%	45 4%	5 0%	1,002	100%	
21	56 37%	78 51%	19 12%	0 0%	153	100%	
22	47 70%	18 27%	2 3%	0 0%	67	100%	
STATE	4,360 52%	3,671 44%	366 4%	39 0%	8,436	100%	

Note: Percentages may not total 100 percent because of rounding.



TABLE 65

**FY 2012**  
**Colorado Private Probation**  
**Active Non-DUI/DWAI Client Risk Levels on June 30, 2012**

<b>NON-DUI/DWAI PRIVATE PROBATION</b>																
<b>Risk Levels:</b>	<b>New: w/in the first 30 days of supervision start date</b>		<b>Maximum</b>		<b>Medium</b>		<b>Minimum</b>		<b>Administrative</b>		<b>Domestic Violence</b>		<b>Interstate</b>		<b>TOTAL PRIVATE NON-DUI/DWAI PROBATION CLIENTS</b>	
	<b>DISTRICT</b>	Number	%	Number	%	Number	%	Number	%	Number	%	Number	%	Number	%	Number
1	0	0%	2	0%	131	12%	550	51%	78	7%	308	29%	0	0%	1,069	100%
2	0	0%	0	0%	0	0%	0	0%	0	0%	0	0%	0	0%	0	0%
3	0	0%	0	0%	0	0%	0	0%	0	0%	0	0%	0	0%	0	0%
4	2	0%	5	1%	78	12%	168	25%	77	11%	346	51%	2	0%	678	100%
5	1	1%	0	0%	19	22%	61	71%	1	1%	4	5%	0	0%	86	100%
6	0	0%	1	3%	3	10%	25	83%	1	3%	0	0%	0	0%	30	100%
7	0	0%	0	0%	16	23%	46	67%	0	0%	7	10%	0	0%	69	100%
8	33	5%	3	0%	47	7%	561	82%	42	6%	0	0%	1	0%	687	100%
9	10	4%	2	1%	37	14%	190	72%	11	4%	13	5%	1	0%	264	100%
10	5	3%	2	1%	20	11%	148	80%	4	2%	7	4%	0	0%	186	100%
11	0	0%	0	0%	7	9%	58	74%	2	3%	11	14%	0	0%	78	100%
12	0	0%	0	0%	9	10%	57	61%	5	5%	23	24%	0	0%	94	100%
13	1	1%	0	0%	3	4%	27	33%	1	1%	49	60%	0	0%	81	100%
14	0	0%	0	0%	0	0%	0	0%	0	0%	0	0%	0	0%	0	0%
15	0	0%	0	0%	0	0%	0	0%	0	0%	0	0%	0	0%	0	0%
16	0	0%	0	0%	0	0%	0	0%	0	0%	0	0%	0	0%	0	0%
17	22	4%	1	0%	36	7%	249	45%	74	13%	168	30%	1	0%	551	100%
18	16	1%	2	0%	69	5%	1,030	70%	36	2%	309	21%	0	0%	1,462	100%
19	1	0%	3	0%	66	11%	227	37%	31	5%	292	47%	0	0%	620	100%
20	30	3%	19	2%	114	12%	524	53%	145	15%	156	16%	2	0%	990	100%
21	4	1%	2	0%	66	15%	313	69%	66	15%	2	0%	0	0%	453	100%
22	0	0%	2	22%	2	22%	4	44%	1	11%	0	0%	0	0%	9	100%
STATE	125	2%	44	1%	723	10%	4,238	57%	575	8%	1,695	23%	7	0%	7,407	100%

Note: Percentages may not total 100 percent because of rounding.

TABLE 66

**FY 2012**  
**Colorado Private Probation**  
**Active DUI/DWAI Client Risk Levels on June 30, 2012**

<b>DUI/DWAI PRIVATE PROBATION</b>														
<b>Risk Levels:</b>	<b>New: w/in the first 30 days of supervision start date</b>		<b>Maximum</b>		<b>Medium</b>		<b>Minimum</b>		<b>Administrative</b>		<b>Interstate</b>		<b>TOTAL DUI/DWAI PRIVATE PROBATION CLIENTS</b>	
	<b>DISTRICT</b>	<b>Number</b>	<b>%</b>	<b>Number</b>	<b>%</b>	<b>Number</b>	<b>%</b>	<b>Number</b>	<b>%</b>	<b>Number</b>	<b>%</b>	<b>Number</b>	<b>%</b>	<b>Number</b>
1	9	0%	3	0%	172	8%	1,881	88%	61	3%	0	0%	2,126	100%
2	0	0%	0	0%	0	0%	0	0%	0	0%	0	0%	0	0%
3	0	0%	0	0%	0	0%	0	0%	0	0%	0	0%	0	0%
4	0	0%	3	0%	180	18%	681	70%	113	12%	0	0%	977	100%
5	0	0%	0	0%	7	9%	71	88%	3	4%	0	0%	81	100%
6	1	1%	0	0%	7	9%	73	90%	0	0%	0	0%	81	100%
7	0	0%	1	2%	14	26%	38	70%	1	2%	0	0%	54	100%
8	85	7%	15	1%	101	9%	924	78%	53	4%	0	0%	1,178	100%
9	4	4%	1	1%	14	14%	72	73%	7	7%	1	1%	99	100%
10	3	1%	3	1%	111	19%	448	78%	12	2%	0	0%	577	100%
11	0	0%	0	0%	14	8%	155	87%	9	5%	0	0%	178	100%
12	4	1%	1	0%	14	5%	244	90%	8	3%	0	0%	271	100%
13	0	0%	0	0%	4	5%	75	94%	1	1%	0	0%	80	100%
14	0	0%	0	0%	0	0%	0	0%	0	0%	0	0%	0	0%
15	0	0%	0	0%	0	0%	0	0%	0	0%	0	0%	0	0%
16	0	0%	0	0%	0	0%	0	0%	0	0%	0	0%	0	0%
17	5	0%	1	0%	118	11%	738	70%	187	18%	0	0%	1,049	100%
18	11	0%	2	0%	114	4%	2,945	93%	79	3%	0	0%	3,151	100%
19	10	2%	9	2%	76	16%	361	76%	18	4%	0	0%	474	100%
20	10	1%	15	1%	144	10%	1,159	78%	162	11%	0	0%	1,490	100%
21	4	1%	3	1%	45	15%	230	74%	28	9%	0	0%	310	100%
22	8	6%	7	5%	21	16%	85	64%	11	8%	0	0%	132	100%
STATE	154	1%	64	1%	1,156	9%	10,180	83%	753	6%	1	0%	12,308	100%

Note: Percentages may not total 100 percent because of rounding.

TABLE 67

**FY 2012**  
**Colorado State Juvenile Probation**  
**Investigations**

TYPE: DISTRICT	Sex Offender Investigations		Pre- Sentence Investigations		Updated Pre-Sentence Investigations		Intake Evaluations		Interstate Investigations to Colorado		Administrative Investigations (additional cases)		TOTAL INVESTIGATIONS	
	Number	%	Number	%	Number	%	Number	%	Number	%	Number	%	Number	%
1	14	9%	119	75%	0	0%	0	0%	0	0%	26	16%	159	100%
2J	31	8%	366	89%	0	0%	0	0%	4	1%	12	3%	413	100%
3	0	0%	8	80%	0	0%	0	0%	1	10%	1	10%	10	100%
4	39	11%	287	80%	0	0%	0	0%	11	3%	21	6%	358	100%
5	6	35%	2	12%	3	18%	0	0%	2	12%	4	24%	17	100%
6	1	2%	41	98%	0	0%	0	0%	0	0%	0	0%	42	100%
7	2	4%	36	80%	2	4%	0	0%	0	0%	5	11%	45	100%
8	2	1%	106	40%	1	0%	14	5%	4	1%	140	52%	267	100%
9	3	5%	51	82%	2	3%	0	0%	0	0%	6	10%	62	100%
10	0	0%	0	0%	0	0%	0	0%	0	0%	0	0%	0	0%
11	4	29%	7	50%	0	0%	0	0%	0	0%	3	21%	14	100%
12	0	0%	24	92%	0	0%	0	0%	1	4%	1	4%	26	100%
13	10	26%	23	59%	1	3%	0	0%	1	3%	4	10%	39	100%
14	1	3%	26	79%	3	9%	0	0%	0	0%	3	9%	33	100%
15	0	0%	1	50%	0	0%	0	0%	0	0%	1	50%	2	100%
16	0	0%	7	58%	3	25%	0	0%	2	17%	0	0%	12	100%
17	20	21%	63	66%	0	0%	0	0%	3	3%	9	9%	95	100%
18	46	28%	91	55%	0	0%	0	0%	4	2%	24	15%	165	100%
19	15	22%	13	19%	2	3%	0	0%	11	16%	27	40%	68	100%
20	0	0%	7	88%	0	0%	0	0%	0	0%	1	13%	8	100%
21	7	44%	2	13%	0	0%	0	0%	6	38%	1	6%	16	100%
22	0	0%	16	80%	0	0%	0	0%	0	0%	4	20%	20	100%
STATE	201	11%	1,296	69%	17	1%	14	1%	50	3%	293	16%	1,871	100%

Note: Percentages may not total 100 percent because of rounding

TABLE 68

**FY 2012**  
**Colorado State Juvenile Probation**  
**New Clients by Offense Type**

TYPE: DISTRICT	Felony		Misdemeanor		Petty Offense		Traffic		Other (offense coded without a law class)		TOTAL NEW CLIENTS	
	Number	%	Number	%	Number	%	Number	%	Number	%	Number	%
1	112	26%	221	52%	17	4%	0	0%	76	18%	426	100%
2J	139	36%	230	59%	2	1%	0	0%	20	5%	391	100%
3	0	0%	20	69%	2	7%	1	3%	6	21%	29	100%
4	132	35%	209	56%	4	1%	0	0%	27	7%	372	100%
5	13	27%	32	67%	1	2%	0	0%	2	4%	48	100%
6	14	31%	26	58%	0	0%	0	0%	5	11%	45	100%
7	6	9%	49	74%	7	11%	0	0%	4	6%	66	100%
8	55	14%	198	52%	62	16%	0	0%	67	18%	382	100%
9	26	42%	24	39%	4	6%	0	0%	8	13%	62	100%
10	26	23%	73	63%	5	4%	0	0%	11	10%	115	100%
11	14	21%	45	67%	2	3%	0	0%	6	9%	67	100%
12	18	24%	45	59%	9	12%	0	0%	4	5%	76	100%
13	34	36%	45	47%	3	3%	0	0%	13	14%	95	100%
14	5	14%	25	71%	2	6%	0	0%	3	9%	35	100%
15	3	10%	26	87%	0	0%	0	0%	1	3%	30	100%
16	5	13%	28	70%	5	13%	0	0%	2	5%	40	100%
17	130	36%	190	53%	10	3%	0	0%	27	8%	357	100%
18	219	40%	271	49%	35	6%	0	0%	27	5%	552	100%
19	107	21%	334	67%	31	6%	2	0%	24	5%	498	100%
20	33	14%	150	63%	31	13%	0	0%	24	10%	238	100%
21	42	31%	80	58%	0	0%	0	0%	15	11%	137	100%
22	5	26%	14	74%	0	0%	0	0%	0	0%	19	100%
STATE	1,138	28%	2,335	57%	232	6%	3	0%	372	9%	4,080	100%

Note: Percentages may not total 100 percent because of rounding.

TABLE 69

**FY 2012**  
**Colorado State Juvenile Probation**  
**New Clients by Supervision Type**

TYPE:	Probation		Probation Revoked and Resentenced		Deferred Adjudication		Interstate Transfers to Colorado		Change of Venue		TOTAL NEW CLIENTS	
	DISTRICT	Number	%	Number	%	Number	%	Number	%	Number	%	Number
1	326	77%	12	3%	56	13%	5	1%	27	6%	426	100%
2J	203	52%	4	1%	147	38%	2	1%	35	9%	391	100%
3	14	48%	0	0%	12	41%	1	3%	2	7%	29	100%
4	303	81%	2	1%	36	10%	18	5%	13	3%	372	100%
5	36	75%	0	0%	8	17%	1	2%	3	6%	48	100%
6	23	51%	0	0%	18	40%	1	2%	3	7%	45	100%
7	24	36%	2	3%	32	48%	1	2%	7	11%	66	100%
8	85	22%	1	0%	279	73%	4	1%	13	3%	382	100%
9	15	24%	0	0%	38	61%	4	6%	5	8%	62	100%
10	51	44%	2	2%	48	42%	0	0%	14	12%	115	100%
11	32	48%	0	0%	34	51%	0	0%	1	1%	67	100%
12	21	28%	0	0%	52	68%	1	1%	2	3%	76	100%
13	34	36%	2	2%	48	51%	2	2%	9	9%	95	100%
14	23	66%	0	0%	11	31%	0	0%	1	3%	35	100%
15	15	50%	1	3%	11	37%	0	0%	3	10%	30	100%
16	17	43%	0	0%	19	48%	2	5%	2	5%	40	100%
17	167	47%	11	3%	138	39%	6	2%	35	10%	357	100%
18	314	57%	8	1%	188	34%	5	1%	37	7%	552	100%
19	400	80%	4	1%	73	15%	4	1%	17	3%	498	100%
20	88	37%	1	0%	125	53%	6	3%	18	8%	238	100%
21	110	80%	2	1%	13	9%	3	2%	9	7%	137	100%
22	9	47%	1	5%	8	42%	0	0%	1	5%	19	100%
STATE	2,310	57%	53	1%	1,394	34%	66	2%	257	6%	4,080	100%

Note: Percentages may not total 100 percent because of rounding

TABLE 70

**FY 2012**  
**Colorado State Juvenile Probation**  
**New Clients by Gender**

TYPE:		Female		Male		Unknown		TOTAL NEW CLIENTS	
DISTRICT	Number	%	Number	%	Number	%	Number	%	
1	92	22%	334	78%	0	0%	426	100%	
2J	75	19%	315	81%	1	0%	391	100%	
3	11	38%	18	62%	0	0%	29	100%	
4	96	26%	276	74%	0	0%	372	100%	
5	12	25%	36	75%	0	0%	48	100%	
6	11	24%	33	73%	1	2%	45	100%	
7	8	12%	58	88%	0	0%	66	100%	
8	114	30%	268	70%	0	0%	382	100%	
9	10	16%	49	79%	3	5%	62	100%	
10	24	21%	90	78%	1	1%	115	100%	
11	11	16%	56	84%	0	0%	67	100%	
12	18	24%	57	75%	1	1%	76	100%	
13	22	23%	73	77%	0	0%	95	100%	
14	10	29%	25	71%	0	0%	35	100%	
15	11	37%	19	63%	0	0%	30	100%	
16	7	18%	33	83%	0	0%	40	100%	
17	71	20%	285	80%	1	0%	357	100%	
18	127	23%	421	76%	4	1%	552	100%	
19	174	35%	324	65%	0	0%	498	100%	
20	64	27%	173	73%	1	0%	238	100%	
21	30	22%	107	78%	0	0%	137	100%	
22	6	32%	13	68%	0	0%	19	100%	
STATE	1,004	25%	3,063	75%	13	0%	4,080	100%	

Note: Percentages may not total 100 percent because of rounding

TABLE 71

**FY 2012**  
**Colorado State Juvenile Probation**  
**New Clients by Age**

TYPE: DISTRICT	10-14 Years		15 Years		16 Years		17 Years		18+ Years <sup>1</sup>		Unknown		TOTAL NEW CLIENTS	
	Number	%	Number	%	Number	%	Number	%	Number	%	Number	%	Number	%
1	92	22%	75	18%	99	23%	102	24%	58	14%	0	0%	426	100%
2J	99	25%	54	14%	73	19%	102	26%	63	16%	0	0%	391	100%
3	6	21%	5	17%	10	34%	4	14%	4	14%	0	0%	29	100%
4	67	18%	60	16%	85	23%	96	26%	64	17%	0	0%	372	100%
5	17	35%	4	8%	10	21%	12	25%	5	10%	0	0%	48	100%
6	14	31%	7	16%	7	16%	13	29%	4	9%	0	0%	45	100%
7	26	39%	9	14%	18	27%	6	9%	7	11%	0	0%	66	100%
8	96	25%	75	20%	86	23%	101	26%	24	6%	0	0%	382	100%
9	22	35%	7	11%	16	26%	13	21%	4	6%	0	0%	62	100%
10	21	18%	31	27%	22	19%	32	28%	9	8%	0	0%	115	100%
11	16	24%	15	22%	20	30%	9	13%	7	10%	0	0%	67	100%
12	23	30%	13	17%	16	21%	12	16%	12	16%	0	0%	76	100%
13	24	25%	15	16%	21	22%	14	15%	21	22%	0	0%	95	100%
14	6	17%	8	23%	6	17%	7	20%	8	23%	0	0%	35	100%
15	6	20%	10	33%	7	23%	4	13%	3	10%	0	0%	30	100%
16	14	35%	6	15%	10	25%	6	15%	4	10%	0	0%	40	100%
17	78	22%	59	17%	55	15%	96	27%	69	19%	0	0%	357	100%
18	76	14%	94	17%	133	24%	149	27%	100	18%	0	0%	552	100%
19	157	32%	88	18%	87	17%	123	25%	43	9%	0	0%	498	100%
20	55	23%	44	18%	61	26%	57	24%	21	9%	0	0%	238	100%
21	30	22%	22	16%	33	24%	36	26%	16	12%	0	0%	137	100%
22	7	37%	4	21%	4	21%	1	5%	3	16%	0	0%	19	100%
STATE	952	23%	705	17%	879	22%	995	24%	549	13%	0	0%	4,080	100%

<sup>1</sup>18+ Years: Youth in this category committed their crime while still under the age of 18 but were new to probation after they turned 18.

Note: Percentages may not total 100 percent because of rounding

TABLE 72

**FY 2012**  
**Colorado State Juvenile Probation**  
**New Clients by Ethnic Group**

TYPE: DISTRICT	Caucasian		African American		Asian		Hispanic		Native American		Other		TOTAL NEW CLIENTS	
	Number	%	Number	%	Asian	%	Number	%	Number	%	Number	%	Number	%
1	286	67%	4	1%	6	1%	107	25%	6	1%	17	4%	426	100%
2J	168	43%	11	3%	8	2%	192	49%	8	2%	4	1%	391	100%
3	21	72%	0	0%	0	0%	6	21%	0	0%	2	7%	29	100%
4	275	74%	3	1%	8	2%	56	15%	1	0%	29	8%	372	100%
5	38	79%	0	0%	1	2%	9	19%	0	0%	0	0%	48	100%
6	28	62%	0	0%	0	0%	7	16%	5	11%	5	11%	45	100%
7	55	83%	1	2%	0	0%	3	5%	0	0%	7	11%	66	100%
8	362	95%	0	0%	1	0%	15	4%	0	0%	4	1%	382	100%
9	46	74%	0	0%	1	2%	8	13%	0	0%	7	11%	62	100%
10	70	61%	1	1%	0	0%	40	35%	1	1%	3	3%	115	100%
11	62	93%	1	1%	0	0%	3	4%	0	0%	1	1%	67	100%
12	54	71%	0	0%	0	0%	21	28%	0	0%	1	1%	76	100%
13	68	72%	0	0%	0	0%	24	25%	0	0%	3	3%	95	100%
14	32	91%	0	0%	0	0%	2	6%	0	0%	1	3%	35	100%
15	23	77%	0	0%	0	0%	6	20%	0	0%	1	3%	30	100%
16	30	75%	0	0%	0	0%	9	23%	1	3%	0	0%	40	100%
17	300	84%	1	0%	4	1%	45	13%	3	1%	4	1%	357	100%
18	416	75%	12	2%	7	1%	94	17%	2	0%	21	4%	552	100%
19	411	83%	0	0%	0	0%	87	17%	0	0%	0	0%	498	100%
20	196	82%	3	1%	2	1%	33	14%	3	1%	1	0%	238	100%
21	116	85%	1	1%	1	1%	15	11%	2	1%	2	1%	137	100%
22	12	63%	0	0%	0	0%	2	11%	4	21%	1	5%	19	100%
STATE	3,069	75%	38	1%	39	1%	784	19%	36	1%	114	3%	4,080	100%

Note: Percentages may not total 100 percent because of rounding



TABLE 73

**FY 2012**  
**Colorado State Juvenile Probation**  
**Successful/Unsuccessful Terminations**

TYPE:	SUCCESSFUL TERMINATIONS		UNSUCCESSFUL TERMINATIONS				TOTAL TERMINATIONS	
	Successful		Revoked		Absconded			
DISTRICT	Number	%	Number	%	Number	%	Number	%
1	236	70%	86	26%	14	4%	336	100%
2J	312	72%	107	25%	17	4%	436	100%
3	16	89%	1	6%	1	6%	18	100%
4	236	65%	104	29%	23	6%	363	100%
5	47	85%	6	11%	2	4%	55	100%
6	36	73%	11	22%	2	4%	49	100%
7	54	77%	9	13%	7	10%	70	100%
8	277	85%	41	13%	6	2%	324	100%
9	50	82%	11	18%	0	0%	61	100%
10	54	70%	20	26%	3	4%	77	100%
11	50	75%	15	22%	2	3%	67	100%
12	48	74%	17	26%	0	0%	65	100%
13	59	74%	19	24%	2	3%	80	100%
14	21	84%	2	8%	2	8%	25	100%
15	16	84%	3	16%	0	0%	19	100%
16	14	61%	9	39%	0	0%	23	100%
17	244	74%	66	20%	21	6%	331	100%
18	384	72%	110	21%	36	7%	530	100%
19	418	76%	114	21%	19	3%	551	100%
20	171	87%	22	11%	4	2%	197	100%
21	103	77%	21	16%	9	7%	133	100%
22	9	56%	2	13%	5	31%	16	100%
STATE	2,855	75%	796	21%	175	5%	3,826	100%

**Key:** *Successful Terminations:* This number includes those probationers supervised by the state who terminated successfully.  
*Unsuccessful Terminations:* This column includes those probationers who were revoked or absconded. A revocation is defined as a termination from probation supervision for a technical violation, new misdemeanor, or new felony. Absconded refers to probationers who become fugitives and are no longer compliant with probation supervision.  
*Total Terminations:* In this table only, the total terminations include: successful, revocations and absconders terminations from probation supervision. Additional types of juvenile probation closures are included in Table 74.

Note: Percentages may not total 100 percent because of rounding

TABLE 74

**FY 2012**  
**Colorado State Juvenile Probation**  
**All Probation Supervision Closure Types**

TYPE:	Successful		Revoked		Absconded		Community Corrections Discharge		Deported		Death		Administrative Closure		TOTAL CLOSURES		Change of Venue <sup>1</sup>	
	Number	%	Number	%	Number	%	Number	%	Number	%	Number	%	Number	%	Number	%	Number	%
1	236	70%	86	26%	14	4%	0	0%	0	0%	1	0%	0	0%	337	100%	29	1
2J	312	71%	107	24%	17	4%	0	0%	0	0%	0	0%	1	0%	437	100%	48	2J
3	16	89%	1	6%	1	6%	0	0%	0	0%	0	0%	0	0%	18	100%	2	3
4	236	65%	104	29%	23	6%	0	0%	0	0%	0	0%	1	0%	364	100%	14	4
5	47	84%	6	11%	2	4%	0	0%	0	0%	0	0%	1	2%	56	100%	2	5
6	36	71%	11	22%	2	4%	0	0%	1	2%	1	2%	0	0%	51	100%	5	6
7	54	77%	9	13%	7	10%	0	0%	0	0%	0	0%	0	0%	70	100%	4	7
8	277	84%	41	13%	6	2%	0	0%	0	0%	2	1%	2	1%	328	100%	21	8
9	50	81%	11	18%	0	0%	0	0%	0	0%	0	0%	1	2%	62	100%	2	9
10	54	70%	20	26%	3	4%	0	0%	0	0%	0	0%	0	0%	77	100%	14	10
11	50	74%	15	22%	2	3%	0	0%	0	0%	1	1%	0	0%	68	100%	3	11
12	48	73%	17	26%	0	0%	0	0%	0	0%	0	0%	1	2%	66	100%	4	12
13	59	74%	19	24%	2	3%	0	0%	0	0%	0	0%	0	0%	80	100%	7	13
14	21	84%	2	8%	2	8%	0	0%	0	0%	0	0%	0	0%	25	100%	1	14
15	16	80%	3	15%	0	0%	0	0%	0	0%	1	5%	0	0%	20	100%	3	15
16	14	61%	9	39%	0	0%	0	0%	0	0%	0	0%	0	0%	23	100%	4	16
17	244	73%	66	20%	21	6%	0	0%	1	0%	1	0%	0	0%	333	100%	65	17
18	384	72%	110	21%	36	7%	0	0%	1	0%	2	0%	1	0%	534	100%	91	18
19	418	76%	114	21%	19	3%	0	0%	0	0%	0	0%	2	0%	553	100%	37	19
20	171	86%	22	11%	4	2%	0	0%	0	0%	0	0%	1	1%	198	100%	11	20
21	103	76%	21	15%	9	7%	0	0%	1	1%	2	1%	0	0%	136	100%	11	21
22	9	56%	2	13%	5	31%	0	0%	0	0%	0	0%	0	0%	16	100%	0	22
STATE	2,855	74%	796	21%	175	5%	0	0%	4	0%	11	0%	11	0%	3,852	100%	378	STATE

<sup>1</sup>**Change of Venue:** Beginning in FY2008 changes of venue were removed from "Total Closures" because they are accounted for within the existing closure categories. They are reported separately to track the changes of venue between courts and probation.

Note: Percentages may not total 100 percent because of rounding

TABLE 75

**FY 2012**  
**Colorado State Juvenile Probation**  
**Type of Revocation**

TYPE: DISTRICT	New Felony		New Misdemeanor		Technical		TOTAL REVOCATIONS	
	Number	%	Number	%	Number	%	Number	%
1	7	8%	15	17%	64	74%	86	100%
2J	25	23%	10	9%	72	67%	107	100%
3	0	0%	0	0%	1	100%	1	100%
4	25	24%	11	11%	68	65%	104	100%
5	2	33%	1	17%	3	50%	6	100%
6	2	18%	2	18%	7	64%	11	100%
7	1	11%	1	11%	7	78%	9	100%
8	6	15%	9	22%	26	63%	41	100%
9	2	18%	2	18%	7	64%	11	100%
10	7	35%	3	15%	10	50%	20	100%
11	1	7%	2	13%	12	80%	15	100%
12	3	18%	5	29%	9	53%	17	100%
13	0	0%	4	21%	15	79%	19	100%
14	0	0%	1	50%	1	50%	2	100%
15	2	67%	0	0%	1	33%	3	100%
16	0	0%	0	0%	9	100%	9	100%
17	13	20%	15	23%	38	58%	66	100%
18	21	19%	28	25%	61	55%	110	100%
19	13	11%	34	30%	67	59%	114	100%
20	1	5%	1	5%	20	91%	22	100%
21	9	43%	7	33%	5	24%	21	100%
22	0	0%	0	0%	2	100%	2	100%
STATE	140	18%	151	19%	505	63%	796	100%

**Key:**

- New Felony:* Includes revocations for a new felony offense committed while on probation supervision.
- New Misdemeanor:* Includes revocations for a new misdemeanor offense committed while on probation supervision.
- Technical:* Includes revocations for technical probation supervision violations (e.g. drug use, non-compliance).
- Total Revocations:* Total includes all felony, misdemeanor, and technical violations resulting in a revocation from probation.

Note: Percentages may not total 100 percent because of rounding

TABLE 76

**FY 2012**  
**Colorado State Juvenile Probation**  
**Length of Stay**

TYPE: DISTRICT	0-3 months		4-6 months		7-12 months		13-18 months		19-24 months		25 + months		TOTAL CLOSURES	
	Number	%	Number	%	Number	%	Number	%	Number	%	Number	%	Number	%
1	20	6%	40	12%	103	31%	61	18%	54	16%	59	18%	337	100%
2J	36	8%	29	7%	147	34%	93	21%	51	12%	81	19%	437	100%
3	1	6%	3	17%	3	17%	6	33%	1	6%	4	22%	18	100%
4	17	5%	31	9%	113	31%	65	18%	63	17%	75	21%	364	100%
5	4	7%	14	25%	19	34%	10	18%	3	5%	6	11%	56	100%
6	5	10%	5	10%	23	45%	9	18%	7	14%	2	4%	51	100%
7	4	6%	9	13%	18	26%	13	19%	16	23%	10	14%	70	100%
8	12	4%	69	21%	152	46%	60	18%	16	5%	19	6%	328	100%
9	2	3%	10	16%	34	55%	8	13%	4	6%	4	6%	62	100%
10	7	9%	7	9%	42	55%	14	18%	4	5%	3	4%	77	100%
11	3	4%	10	15%	20	29%	12	18%	12	18%	11	16%	68	100%
12	8	12%	13	20%	26	39%	11	17%	2	3%	6	9%	66	100%
13	3	4%	14	18%	34	43%	9	11%	8	10%	12	15%	80	100%
14	1	4%	3	12%	7	28%	7	28%	4	16%	3	12%	25	100%
15	0	0%	4	20%	8	40%	4	20%	2	10%	2	10%	20	100%
16	1	4%	1	4%	7	30%	6	26%	2	9%	6	26%	23	100%
17	38	11%	27	8%	101	30%	72	22%	48	14%	47	14%	333	100%
18	56	10%	46	9%	187	35%	93	17%	73	14%	79	15%	534	100%
19	38	7%	81	15%	209	38%	104	19%	54	10%	67	12%	553	100%
20	21	11%	68	34%	65	33%	21	11%	10	5%	13	7%	198	100%
21	12	9%	23	17%	50	37%	23	17%	15	11%	13	10%	136	100%
22	0	0%	1	6%	7	44%	3	19%	2	13%	3	19%	16	100%
STATE	289	8%	508	13%	1,375	36%	704	18%	451	12%	525	14%	3,852	100%

Note: Percentages may not total 100 percent because of rounding.

TABLE 77

**FY 2012**  
**Colorado State Juvenile Probation**  
**Active Client Risk Levels on June 30, 2012**

Risk Levels:	New: w/in the first 30 days of supervision start date		Maximum		Medium		Minimum		Administrative		Community Corrections		Sex Offender <sup>1</sup>		Interstate Transfer to Another State		TOTAL STATE JUVENILE CLIENTS	
	DISTRICT	Number	%	Number	%	Number	%	Number	%	Number	%	Number	%	Number	%	Number	%	Number
1	23	4%	79	15%	177	35%	85	17%	72	14%	1	0%	68	13%	8	2%	513	100%
2J	9	2%	128	22%	199	35%	125	22%	69	12%	0	0%	41	7%	1	0%	572	100%
3	1	2%	6	14%	13	31%	20	48%	2	5%	0	0%	0	0%	0	0%	42	100%
4	1	0%	196	32%	173	28%	110	18%	68	11%	1	0%	46	7%	25	4%	620	100%
5	1	2%	7	12%	14	24%	20	34%	8	14%	0	0%	5	9%	3	5%	58	100%
6	0	0%	9	17%	18	33%	17	31%	1	2%	0	0%	0	0%	9	17%	54	100%
7	1	1%	18	23%	17	22%	37	47%	1	1%	1	1%	2	3%	1	1%	78	100%
8	14	3%	83	21%	144	36%	107	27%	35	9%	0	0%	7	2%	11	3%	401	100%
9	0	0%	12	19%	11	17%	28	44%	4	6%	1	2%	7	11%	1	2%	64	100%
10	7	5%	12	9%	49	38%	40	31%	19	15%	1	1%	1	1%	1	1%	130	100%
11	2	2%	14	16%	30	35%	6	7%	13	15%	0	0%	16	19%	4	5%	85	100%
12	2	3%	8	11%	9	12%	44	59%	8	11%	0	0%	3	4%	1	1%	75	100%
13	1	1%	17	15%	33	28%	30	26%	17	15%	2	2%	10	9%	6	5%	116	100%
14	1	1%	15	22%	22	32%	13	19%	6	9%	1	1%	4	6%	6	9%	68	100%
15	1	2%	8	18%	14	32%	15	34%	5	11%	0	0%	1	2%	0	0%	44	100%
16	0	0%	16	24%	15	22%	29	43%	5	7%	0	0%	2	3%	0	0%	67	100%
17	12	3%	54	12%	152	32%	130	28%	96	21%	1	0%	20	4%	3	1%	468	100%
18	21	3%	88	12%	276	37%	227	30%	70	9%	1	0%	51	7%	18	2%	752	100%
19	16	3%	15	3%	175	32%	268	50%	45	8%	0	0%	14	3%	8	1%	541	100%
20	5	2%	44	22%	43	21%	58	29%	35	17%	2	1%	13	6%	3	1%	203	100%
21	1	1%	10	5%	45	25%	62	34%	35	19%	5	3%	19	10%	5	3%	182	100%
22	0	0%	5	22%	9	39%	6	26%	0	0%	0	0%	0	0%	3	13%	23	100%
STATE	119	2%	844	16%	1,638	32%	1,477	29%	614	12%	17	0%	330	6%	117	2%	5,156	100%

<sup>1</sup>Sex Offender: A detailed breakout of the risk levels of these offenders can be found in Table 78.

Note: Percentages may not total 100 percents because of rounding

TABLE 78

**FY 2012**  
**Colorado State Juvenile Probation**  
**Active Sex Offender Client Risk Levels on June 30, 2012**

Risk Level:	Juvenile Sex Offenders <sup>1</sup>									
	Sex Offender Maximum		Sex Offender Medium		Sex Offender Minimum		Sex Offender Administrative		TOTAL SEX OFFENDERS	
DISTRICT	Number	%	Number	%	Number	%	Number	%	Number	%
1	4	6%	61	90%	3	4%	0	0%	68	100%
2J	3	7%	30	73%	7	17%	1	2%	41	100%
3	0	0%	0	0%	0	0%	0	0%	0	0%
4	33	72%	7	15%	6	13%	0	0%	46	100%
5	2	40%	2	40%	1	20%	0	0%	5	100%
6	0	0%	0	0%	0	0%	0	0%	0	0%
7	1	50%	1	50%	0	0%	0	0%	2	100%
8	6	86%	1	14%	0	0%	0	0%	7	100%
9	2	29%	3	43%	2	29%	0	0%	7	100%
10	1	100%	0	0%	0	0%	0	0%	1	100%
11	0	0%	15	94%	1	6%	0	0%	16	100%
12	0	0%	3	100%	0	0%	0	0%	3	100%
13	5	50%	1	10%	1	10%	3	30%	10	100%
14	3	75%	0	0%	1	25%	0	0%	4	100%
15	0	0%	1	100%	0	0%	0	0%	1	100%
16	0	0%	2	100%	0	0%	0	0%	2	100%
17	2	10%	13	65%	5	25%	0	0%	20	100%
18	13	25%	36	71%	2	4%	0	0%	51	100%
19	1	7%	4	29%	1	7%	8	57%	14	100%
20	0	0%	5	38%	8	62%	0	0%	13	100%
21	5	26%	8	42%	6	32%	0	0%	19	100%
22	0	0%	0	0%	0	0%	0	0%	0	0%
STATE	81	25%	193	58%	44	13%	12	4%	330	100%

<sup>1</sup>This chart does not include Juvenile Sex Offenders who have been placed on Juvenile Intensive Supervision Probation (JISP). Colorado does not currently have an Sex Offender Intensive Supervision Program (SOISP) for juvenile sex offenders.

Note: Percentages may not total 100 percent because of rounding.

TABLE 79

**FY2012**  
**Colorado State Probation Intensive Programs**  
**Adult Intensive Supervision Probation (AISP)**  
**New Clients by Order Type**

DISTRICT	Direct Sentence		Transfer from Regular Probation		Courtesy Transfer from other Colorado Probation Districts		Total New Clients	
	Number	%	Number	%	Number	%	Number	%
1	104	50%	96	46%	9	4%	209	100%
2	71	30%	131	56%	32	14%	234	100%
3	2	67%	1	33%	0	0%	3	100%
4	72	50%	62	43%	10	7%	144	100%
5	2	29%	4	57%	1	14%	7	100%
6	1	100%	0	0%	0	0%	1	100%
7	1	17%	3	50%	2	33%	6	100%
8	54	38%	80	56%	10	7%	144	100%
9	2	67%	1	33%	0	0%	3	100%
10	7	20%	22	63%	6	17%	35	100%
11	0	0%	1	100%	0	0%	1	100%
12	4	33%	5	42%	3	25%	12	100%
13	11	28%	21	53%	8	20%	40	100%
14	0	0%	2	100%	0	0%	2	100%
15	1	33%	2	67%	0	0%	3	100%
16	0	0%	1	50%	1	50%	2	100%
17	140	56%	101	40%	10	4%	251	100%
18	38	23%	101	60%	28	17%	167	100%
19	33	34%	47	49%	16	17%	96	100%
20	30	38%	41	52%	8	10%	79	100%
21	17	37%	27	59%	2	4%	46	100%
22	1	33%	2	67%	0	0%	3	0%
<b>TOTAL</b>	<b>591</b>	<b>40%</b>	<b>751</b>	<b>50%</b>	<b>146</b>	<b>10%</b>	<b>1,488</b>	<b>100%</b>

Note: Percentages may not total 100 percent because of rounding.

TABLE 80

**FY2012**  
**Colorado State Probation Intensive Programs**  
**Adult Intensive Supervision Probation (AISP)**  
**Successful/Unsuccessful Terminations**

TYPE:	SUCCESSFUL TERMINATIONS		UNSUCCESSFUL TERMINATIONS				TOTAL TERMINATIONS	
	Successful		Revoked		Absconded			
DISTRICT	Number	%	Number	%	Number	%	Number	%
1	86	57%	48	32%	18	12%	152	100%
2	130	58%	69	31%	27	12%	226	100%
3	11	61%	4	22%	3	17%	18	100%
4	57	56%	27	27%	17	17%	101	100%
5	10	63%	5	31%	1	6%	16	100%
6	0	0%	1	100%	0	0%	1	100%
7	4	67%	1	17%	1	17%	6	100%
8	65	68%	23	24%	7	7%	95	100%
9	1	100%	0	0%	0	0%	1	100%
10	11	42%	10	38%	5	19%	26	100%
11	2	100%	0	0%	0	0%	2	100%
12	5	71%	2	29%	0	0%	7	100%
13	18	86%	3	14%	0	0%	21	100%
14	3	50%	2	33%	1	17%	6	100%
15	1	100%	0	0%	0	0%	1	100%
16	1	100%	0	0%	0	0%	1	100%
17	146	76%	23	12%	22	12%	191	100%
18	80	65%	30	24%	14	11%	124	100%
19	42	53%	32	40%	6	8%	80	100%
20	37	80%	6	13%	3	7%	46	100%
21	21	95%	1	5%	0	0%	22	100%
22	0	0%	0	0%	0	0%	0	0%
STATE	731	64%	287	25%	125	11%	1,143	100%

Key: *Successful Terminations*: This column includes those probationers that have terminated from probation while on ISP probation or transitioned to regular supervision probation.

*Unsuccessful Terminations*: These columns include AISP probationers who were revoked or absconded. A revocation is defined as a termination from AISP for a technical violation, new misdemeanor, or new felony. A revocation to Community Corrections is NOT included in this section because these probationers are still under the supervision and jurisdiction of probation. Absconded refers to probationers who become fugitives and are no longer compliant with probation supervision.

*Total Terminations*: This table includes: revocations, absconders and successful terminations from probation supervision. Additional types of AISP discharges are included in Table 81.

Note: Percentages may not total 100 percent because of rounding.



TABLE 81

**FY2012**  
**Colorado State Probation Intensive Programs**  
**Adult Intensive Supervision Probation (AISP)**  
**Discharges**

DISTRICT	Successful: Transfer to Regular Probation		Successful: Completed Program no longer on Probation		Absconded		Re-Sentenced to Community Corrections		Revoked		Deported		Death		Administrative Closure		Transfer to Another Specialized Program		Total Discharges		Courtesy Transfers <sup>1</sup>	
	Number	%	Number	%	Number	%	Number	%	Number	%	#	%	#	%	Number	%	Number	%	Number	%	Number	District
1	82	43%	4	2%	18	9%	37	19%	48	25%	0	0%	1	1%	0	0%	0	0%	190	100%	4	1
2	114	43%	16	6%	27	10%	36	13%	69	26%	0	0%	2	1%	1	0%	2	1%	267	100%	0	2
3	8	31%	3	12%	3	12%	7	27%	4	15%	0	0%	1	4%	0	0%	0	0%	26	100%	0	3
4	53	44%	4	3%	17	14%	20	17%	27	22%	0	0%	0	0%	0	0%	0	0%	121	100%	1	4
5	9	50%	1	6%	1	6%	2	11%	5	28%	0	0%	0	0%	0	0%	0	0%	18	100%	0	5
6	0	0%	0	0%	0	0%	0	0%	1	100%	0	0%	0	0%	0	0%	0	0%	1	100%	0	6
7	4	67%	0	0%	1	17%	0	0%	1	17%	0	0%	0	0%	0	0%	0	0%	6	100%	0	7
8	56	41%	9	7%	7	5%	35	26%	23	17%	0	0%	1	1%	1	1%	4	3%	136	100%	2	8
9	1	100%	0	0%	0	0%	0	0%	0	0%	0	0%	0	0%	0	0%	0	0%	1	100%	0	9
10	9	27%	2	6%	5	15%	6	18%	10	30%	0	0%	1	3%	0	0%	0	0%	33	100%	0	10
11	1	50%	1	50%	0	0%	0	0%	0	0%	0	0%	0	0%	0	0%	0	0%	2	100%	0	11
12	5	71%	0	0%	0	0%	0	0%	2	29%	0	0%	0	0%	0	0%	0	0%	7	100%	0	12
13	17	59%	1	3%	0	0%	7	24%	3	10%	0	0%	0	0%	0	0%	1	3%	29	100%	0	13
14	3	43%	0	0%	1	14%	1	14%	2	29%	0	0%	0	0%	0	0%	0	0%	7	100%	1	14
15	0	0%	1	100%	0	0%	0	0%	0	0%	0	0%	0	0%	0	0%	0	0%	1	100%	0	15
16	1	50%	0	0%	0	0%	1	50%	0	0%	0	0%	0	0%	0	0%	0	0%	2	100%	0	16
17	142	58%	4	2%	22	9%	52	21%	23	9%	0	0%	1	0%	0	0%	0	0%	244	100%	1	17
18	77	46%	3	2%	14	8%	42	25%	30	18%	0	0%	0	0%	0	0%	2	1%	168	100%	1	18
19	42	44%	0	0%	6	6%	13	14%	32	34%	1	1%	0	0%	0	0%	1	1%	95	100%	1	19
20	35	61%	2	4%	3	5%	9	16%	6	11%	0	0%	0	0%	0	0%	2	4%	57	100%	1	20
21	20	67%	1	3%	0	0%	8	27%	1	3%	0	0%	0	0%	0	0%	0	0%	30	100%	0	21
22	0	0%	0	0%	0	0%	0	0%	0	0%	0	0%	1	100%	0	0%	0	0%	1	100%	0	22
<b>TOTAL</b>	<b>679</b>	<b>47%</b>	<b>52</b>	<b>4%</b>	<b>125</b>	<b>9%</b>	<b>276</b>	<b>19%</b>	<b>287</b>	<b>20%</b>	<b>1</b>	<b>0%</b>	<b>8</b>	<b>1%</b>	<b>2</b>	<b>0%</b>	<b>12</b>	<b>1%</b>	<b>1,442</b>	<b>100%</b>	<b>12</b>	<b>STATE</b>

<sup>1</sup>**Courtesy Transfers:** Beginning in FY2008 courtesy transfers were removed from "Total Discharges" because they are accounted for within the existing discharge categories. They are reported separately to track the cases transferred between districts.

Note: Percentages may not total 100 percent because of rounding.

TABLE 82

**FY2012**  
**Colorado State Probation Intensive Programs**  
**Adult Intensive Supervision Probation (AISP)**  
**Type of Revocation**

DISTRICT	Revoked: New Felony		Revoked: New Misdemeanor		Revoked: Technical		Total Revocations	
	Number	%	Number	%	Number	%	Number	%
1	15	31%	5	10%	28	58%	48	100%
2	19	28%	7	10%	43	62%	69	100%
3	1	25%	2	50%	1	25%	4	100%
4	12	44%	1	4%	14	52%	27	100%
5	0	0%	0	0%	5	100%	5	100%
6	1	100%	0	0%	0	0%	1	100%
7	0	0%	0	0%	1	100%	1	100%
8	5	22%	3	13%	15	65%	23	100%
9	0	0%	0	0%	0	0%	0	0%
10	2	20%	1	10%	7	70%	10	100%
11	0	0%	0	0%	0	0%	0	0%
12	1	50%	0	0%	1	50%	2	100%
13	1	33%	0	0%	2	67%	3	100%
14	0	0%	1	50%	1	50%	2	100%
15	0	0%	0	0%	0	0%	0	0%
16	0	0%	0	0%	0	0%	0	0%
17	7	30%	12	52%	4	17%	23	100%
18	8	27%	7	23%	15	50%	30	100%
19	5	16%	8	25%	19	59%	32	100%
20	1	17%	0	0%	5	83%	6	100%
21	1	100%	0	0%	0	0%	1	100%
22	0	0%	0	0%	0	0%	0	100%
<b>TOTAL</b>	<b>79</b>	<b>28%</b>	<b>47</b>	<b>16%</b>	<b>161</b>	<b>56%</b>	<b>287</b>	<b>100%</b>

**Key:**

- New Felony:* Includes revocations for a new felony offense committed while on probation supervision.
- New Misdemeanor:* Includes revocations for a new misdemeanor offense committed while on probation supervision.
- Technical:* Includes revocations for technical probation supervision violations (e.g. drug use, non-compliance).
- Total Revocations:* Total includes all felony, misdemeanor, and technical violations resulting in a revocation from probation.

Note: Percentages may not total 100 percent because of rounding.

TABLE 83

**FY2012**  
**Colorado State Probation Intensive Programs**  
**Sex Offender Intensive Supervision Probation (SOISP)**  
**New Clients by Order Type**

DISTRICT	Courtesy Transfer from other Colorado Probation Districts				Total New Clients	
	Direct Sentence					
1	57	95%	3	5%	60	100%
2	48	94%	3	6%	51	100%
3	0	0%	0	0%	0	0%
4	68	99%	1	1%	69	100%
5	0	0%	0	0%	0	0%
6	0	0%	0	0%	0	0%
7	5	83%	1	17%	6	100%
8	25	96%	1	4%	26	100%
9	5	100%	0	0%	5	100%
10	7	78%	2	22%	9	100%
11	4	100%	2	0%	6	100%
12	4	67%	2	33%	6	100%
13	8	73%	3	27%	11	100%
14	0	0%	0	0%	0	0%
15	1	100%	0	0%	1	100%
16	0	0%	1	100%	1	100%
17	49	84%	9	16%	58	100%
18	93	98%	2	2%	95	100%
19	23	79%	6	21%	29	100%
20	11	79%	3	21%	14	100%
21	4	67%	2	33%	6	100%
22	0	0%	0	0%	0	0%
<b>TOTAL</b>	412	91%	41	9%	453	100%

Note: Percentages may not total 100 percent because of rounding.

**FY2012**  
**Colorado State Probation Intensive Programs**  
**Sex Offender Intensive Supervision Program (SOISP)**  
**Successful/Unsuccessful Terminations**

*Note: Approximately one-half of the SOISP probationers are serving indeterminate sentences (minimum of 10 years). Therefore, it is important to consider terminations within the context of the active SOISP caseload. Many more probationers are being successfully supervised (1,476) on SOISP than are terminating unsuccessfully (179) as reflected below in the 6/30/2012 active caseload and termination table.*

Sex Offender Intensive Supervision Program (SOISP) Active as of 6/30/2012 <sup>1</sup>		SUCCESSFUL TERMINATIONS		UNSUCCESSFUL TERMINATIONS				TOTAL TERMINATIONS	
		TYPE: Successful		Revoked		Absconded			
DISTRICT	Number	Number	%	Number	%	Number	%	Number	%
1	131	33	61%	18	33%	3	6%	54	100%
2	148	2	4%	35	65%	17	31%	54	100%
3	3	1	100%	0	0%	0	0%	1	100%
4	277	25	42%	32	53%	3	5%	60	100%
5	8	0	0%	2	100%	0	0%	2	100%
6	30	5	100%	0	0%	0	0%	5	100%
7	15	4	100%	0	0%	0	0%	4	100%
8	112	4	27%	9	60%	2	13%	15	100%
9	19	3	60%	2	0%	0	0%	5	60%
10	54	10	71%	4	29%	0	0%	14	100%
11	38	2	40%	3	60%	0	0%	5	100%
12	11	0	0%	0	0%	1	100%	1	100%
13	28	1	33%	2	67%	0	0%	3	100%
14	3	1	100%	0	0%	0	0%	1	100%
15	1	0	0%	0	0%	0	0%	0	0%
16	7	1	100%	0	0%	0	0%	1	100%
17	133	14	54%	11	42%	1	4%	26	100%
18	299	24	47%	25	49%	2	4%	51	100%
19	68	5	42%	7	58%	0	0%	12	100%
20	30	4	100%	0	0%	0	0%	4	100%
21	52	10	100%	0	0%	0	0%	10	100%
22	9	0	0%	0	0%	0	0%	0	0%
STATE	1,476	149	45%	150	46%	29	9%	328	100%

**Key:** *Successful Termination:* This column includes those probationers that terminated from probation while on SOISP or transitioned to regular supervision probation.  
*Unsuccessful Terminations:* These columns include SOISP probationers who were revoked or absconded. A revocation is defined as a termination from SOISP for a technical violation, new misdemeanor, or new felony.  
 A revocation to Community Corrections is NOT included in this section. These probationers are not included on this table as they are still under the supervision and jurisdiction of probation.  
 Absconded refers to probationers who become fugitives and are no longer compliant with probation supervision.

*Total Terminations:* In this table only, the total terminations include: revocations, absconders and successful terminations from probation supervision. Additional types of SOISP discharges are included in Table 85.

<sup>1</sup>Sex Offender Intensive Supervision Probation: The Non-SOISP sex offender population is included in Regular Adult Probation.

Note: Percentages may not total 100 percent because of rounding.

TABLE 85

**FY2012**  
**Colorado State Probation Intensive Programs**  
**Sex Offender Intensive Supervision Probation (SOISP)**  
**Discharges**

DISTRICT	Successful: Transfer to Regular Probation		Successful: Completed Program no longer on Probation		Absconded		Re-Sentenced to: Community Corrections		Revoked		Deported		Death		Administrative Closure		Transfer to Another Specialized Program		Total Discharges	
	Number	%	Number	%	Number	%	Number	%	Number	%	#	%	#	%	Number	%	Number	%	Number	%
1	18	28%	15	23%	3	5%	8	12%	18	28%	2	3%	1	2%	0	0%	0	0%	65	100%
2	0	0%	2	3%	17	29%	0	0%	35	60%	3	5%	0	0%	1	2%	0	0%	58	100%
3	1	100%	0	0%	0	0%	0	0%	0	0%	0	0%	0	0%	0	0%	0	0%	1	100%
4	11	18%	14	23%	3	5%	2	3%	32	52%	0	0%	0	0%	0	0%	0	0%	62	100%
5	0	0%	0	0%	0	0%	0	0%	2	100%	0	0%	0	0%	0	0%	0	0%	2	100%
6	4	80%	1	20%	0	0%	0	0%	0	0%	0	0%	0	0%	0	0%	0	0%	5	100%
7	4	100%	0	0%	0	0%	0	0%	0	0%	0	0%	0	0%	0	0%	0	0%	4	100%
8	1	6%	3	17%	2	11%	2	11%	9	50%	0	0%	1	6%	0	0%	0	0%	18	100%
9	3	50%	0	0%	0	0%	1	17%	2	33%	0	0%	0	0%	0	0%	0	0%	6	100%
10	1	7%	9	60%	0	0%	0	0%	4	27%	0	0%	1	7%	0	0%	0	0%	15	100%
11	0	0%	2	40%	0	0%	0	0%	3	60%	0	0%	0	0%	0	0%	0	0%	5	100%
12	0	0%	0	0%	1	100%	0	0%	0	0%	0	0%	0	0%	0	0%	0	0%	1	100%
13	1	13%	0	0%	0	0%	4	50%	2	25%	0	0%	0	0%	1	13%	0	0%	8	100%
14	0	0%	1	100%	0	0%	0	0%	0	0%	0	0%	0	0%	0	0%	0	0%	1	100%
15	0	0%	0	0%	0	0%	0	0%	0	0%	0	0%	0	0%	0	0%	0	0%	0	0%
16	0	0%	1	100%	0	0%	0	0%	0	0%	0	0%	0	0%	0	0%	0	0%	1	100%
17	7	18%	7	18%	1	3%	8	21%	11	27%	3	8%	1	3%	1	3%	0	0%	39	100%
18	4	8%	20	38%	2	4%	1	2%	25	47%	0	0%	1	2%	0	0%	0	0%	53	100%
19	3	16%	2	11%	0	0%	5	26%	7	37%	0	0%	2	11%	0	0%	0	0%	19	100%
20	4	80%	0	0%	0	0%	0	0%	0	0%	0	0%	1	20%	0	0%	0	0%	5	100%
21	5	45%	5	45%	0	0%	1	9%	0	0%	0	0%	0	0%	0	0%	0	0%	11	100%
22	0	0%	0	0%	0	0%	0	0%	0	0%	0	0%	0	0%	0	0%	0	0%	0	0%
<b>TOTAL</b>	<b>67</b>	<b>18%</b>	<b>82</b>	<b>22%</b>	<b>29</b>	<b>8%</b>	<b>32</b>	<b>8%</b>	<b>150</b>	<b>40%</b>	<b>8</b>	<b>2%</b>	<b>8</b>	<b>2%</b>	<b>3</b>	<b>1%</b>	<b>0</b>	<b>0%</b>	<b>379</b>	<b>100%</b>

Courtesy Transfers <sup>1</sup>	
Number	DISTRICT
3	1
9	2
0	3
3	4
1	5
1	6
1	7
2	8
0	9
1	10
1	11
0	12
1	13
0	14
0	15
1	16
4	17
6	18
8	19
1	20
2	21
0	22
45	TOTAL

<sup>1</sup>**Courtesy Transfers:** Beginning in FY2008 courtesy transfers were removed from "Total Discharges" because they are accounted for within the existing discharge categories. They are reported separately to track the cases transferred between districts.

Note: Percentages may not total 100 percent because of rounding.

TABLE 86

**FY2012**  
**Colorado State Probation Intensive Programs**  
**Sex Offender Intensive Supervision Probation (SOISP)**  
**Type of Revocation**

DISTRICT	Revoked: New Felony		Revoked: New Misdemeanor		Revoked: Technical		Total Revocations	
	Number	%	Number	%	Number	%	Number	%
1	1	6%	0	0%	17	94%	18	100%
2	1	3%	0	0%	34	97%	35	100%
3	0	0%	0	0%	0	0%	0	0%
4	6	19%	0	0%	26	81%	32	100%
5	0	0%	0	0%	2	100%	2	100%
6	0	0%	0	0%	0	0%	0	0%
7	0	0%	0	0%	0	0%	0	0%
8	2	22%	1	11%	6	67%	9	100%
9	0	0%	1	50%	1	50%	2	100%
10	0	0%	0	0%	4	100%	4	100%
11	0	0%	1	33%	2	67%	3	100%
12	0	0%	0	0%	0	0%	0	0%
13	0	0%	0	0%	2	100%	2	100%
14	0	0%	0	0%	0	0%	0	0%
15	0	0%	0	0%	0	0%	0	0%
16	0	0%	0	0%	0	0%	0	0%
17	0	0%	0	0%	11	100%	11	100%
18	2	8%	0	0%	23	92%	25	100%
19	1	14%	0	0%	6	86%	7	100%
20	0	0%	0	0%	0	0%	0	0%
21	0	0%	0	0%	0	0%	0	0%
22	0	0%	0	0%	0	0%	0	0%
<b>TOTAL</b>	<b>13</b>	<b>9%</b>	<b>3</b>	<b>2%</b>	<b>134</b>	<b>89%</b>	<b>150</b>	<b>100%</b>

**Key:**  
*New Felony:* Includes revocations for a new felony offense committed while on probation supervision.  
*New Misdemeanor:* Includes revocations for a new misdemeanor offense committed while on probation supervision.  
*Technical:* Includes revocations for technical probation supervision violations (e.g. drug use, non-compliance).  
*Total Revocations:* Total includes all felony, misdemeanor, and technical violations resulting in a revocation from probation.

Note: Percentages may not total 100 percent because of rounding.

TABLE 87

**FY2012**  
**Colorado State Probation Intensive Programs**  
**Female Offender Program (FOP)**  
**New Clients by Order Type**

DISTRICT	Direct Sentence		Transfer from Regular Probation		Courtesy Transfer from other Colorado Probation Districts		Total New Clients	
	Number	%	Number	%	Number	%	Number	%
1	13	54%	10	42%	1	4%	24	100%
2	6	21%	17	59%	6	21%	29	100%
3	0	0%	0	0%	0	0%	0	0%
4	12	43%	13	46%	3	11%	28	100%
5	0	0%	0	0%	0	0%	0	0%
6	0	0%	0	0%	0	0%	0	0%
7	0	0%	0	0%	0	0%	0	0%
8	4	36%	7	64%	0	0%	11	100%
9	0	0%	0	0%	0	0%	0	0%
10	3	16%	13	68%	3	16%	19	100%
11	0	0%	0	0%	0	0%	0	0%
12	0	0%	0	0%	0	0%	0	0%
13	0	0%	0	0%	0	0%	0	0%
14	0	0%	0	0%	0	0%	0	0%
15	0	0%	0	0%	0	0%	0	0%
16	0	0%	0	0%	0	0%	0	0%
17	21	51%	18	44%	2	5%	41	100%
18	1	5%	19	86%	2	9%	22	100%
19	6	35%	10	59%	1	6%	17	100%
20	5	33%	10	67%	0	0%	15	100%
21	7	30%	16	70%	0	0%	23	100%
22	0	0%	0	0%	0	0%	0	0%
<b>TOTAL</b>	<b>78</b>	<b>34%</b>	<b>133</b>	<b>58%</b>	<b>18</b>	<b>8%</b>	<b>229</b>	<b>100%</b>

Note: Percentages may not total 100 percent because of rounding.

**FY2012**  
**Colorado State Probation Intensive Programs**  
**Female Offender Program (FOP)**  
**Successful/Unsuccessful Terminations**

TYPE:	SUCCESSFUL TERMINATIONS		UNSUCCESSFUL TERMINATIONS				TOTAL TERMINATIONS	
	Successful		Revoked		Absconded			
DISTRICT	Number	%	Number	%	Number	%	Number	%
1	8	80%	2	20%	0	0%	10	100%
2	12	60%	2	10%	6	30%	20	100%
3	0	0%	0	0%	0	0%	0	0%
4	7	44%	6	38%	3	19%	16	100%
5	0	0%	0	0%	0	0%	0	0%
6	0	0%	0	0%	0	0%	0	0%
7	0	0%	0	0%	0	0%	0	0%
8	9	82%	2	18%	0	0%	11	100%
9	0	0%	0	0%	0	0%	0	0%
10	6	55%	5	45%	0	0%	11	100%
11	0	0%	0	0%	0	0%	0	0%
12	0	0%	0	0%	0	0%	0	0%
13	0	0%	0	0%	0	0%	0	0%
14	0	0%	0	0%	0	0%	0	0%
15	0	0%	0	0%	0	0%	0	0%
16	0	0%	0	0%	0	0%	0	0%
17	18	64%	5	18%	5	18%	28	100%
18	12	60%	6	30%	2	10%	20	100%
19	18	82%	4	18%	0	0%	22	100%
20	4	67%	2	33%	0	0%	6	100%
21	10	83%	0	0%	2	17%	12	100%
22	0	0%	0	0%	0	0%	0	0%
STATE	104	67%	34	22%	18	12%	156	100%

**Key:** *Successful Terminations:* This column includes those probationers that have terminated from FOP and probation or transitioned to regular supervision probation.

*Unsuccessful Terminations:* These columns include FOP probationers who were revoked or absconded. A revocation is defined as a termination from FOP for a technical violation, new misdemeanor, or new felony. A revocation to Community Corrections is NOT included in this section because these probationers are still under the supervision and jurisdiction of probation. Absconded refers to probationers who become fugitives and are no longer compliant with probation supervision.

*Total Terminations:* This table includes: revocations, absconders and successful terminations from probation supervision. Additional types of FOP discharges are included in Table 89.

Note: Percentages may not total 100 percent because of rounding.



TABLE 89

**FY2012**  
**Colorado State Probation Intensive Programs**  
**Female Offender Program (FOP)**  
**Discharges**

DISTRICT	Successful: Transfer to Regular Probation		Successful: Completed Program no longer on Probation		Absconded		Re-Sentenced to Community Corrections		Revoked		Deported		Death		Administrative Closure		Transfer to Another Specialized Program		Total Discharges		Courtesy Transfers <sup>1</sup>	
	Number	%	Number	%	Number	%	Number	%	Number	%	#	%	#	%	Number	%	Number	%	Number	%	#	DISTRICT
1	1	6%	7	41%	0	0%	3	18%	2	12%	0	0%	0	0%	0	0%	4	24%	17	100%	0	1
2	7	33%	5	24%	6	29%	1	5%	2	10%	0	0%	0	0%	0	0%	0	0%	21	100%	3	2
3	0	0%	0	0%	0	0%	0	0%	0	0%	0	0%	0	0%	0	0%	0	0%	0	0%	0	3
4	6	30%	1	5%	3	15%	3	15%	6	30%	0	0%	0	0%	0	0%	1	5%	20	100%	2	4
5	0	0%	0	0%	0	0%	0	0%	0	0%	0	0%	0	0%	0	0%	0	0%	0	0%	0	5
6	0	0%	0	0%	0	0%	0	0%	0	0%	0	0%	0	0%	0	0%	0	0%	0	0%	0	6
7	0	0%	0	0%	0	0%	0	0%	0	0%	0	0%	0	0%	0	0%	0	0%	0	0%	0	7
8	9	64%	0	0%	0	0%	2	14%	2	14%	0	0%	0	0%	0	0%	1	7%	14	100%	0	8
9	0	0%	0	0%	0	0%	0	0%	0	0%	0	0%	0	0%	0	0%	0	0%	0	0%	0	9
10	4	36%	2	18%	0	0%	0	0%	5	45%	0	0%	0	0%	0	0%	0	0%	11	100%	1	10
11	0	0%	0	0%	0	0%	0	0%	0	0%	0	0%	0	0%	0	0%	0	0%	0	0%	0	11
12	0	0%	0	0%	0	0%	0	0%	0	0%	0	0%	0	0%	0	0%	0	0%	0	0%	0	12
13	0	0%	0	0%	0	0%	0	0%	0	0%	0	0%	0	0%	0	0%	0	0%	0	0%	0	13
14	0	0%	0	0%	0	0%	0	0%	0	0%	0	0%	0	0%	0	0%	0	0%	0	0%	0	14
15	0	0%	0	0%	0	0%	0	0%	0	0%	0	0%	0	0%	0	0%	0	0%	0	0%	0	15
16	0	0%	0	0%	0	0%	0	0%	0	0%	0	0%	0	0%	0	0%	0	0%	0	0%	0	16
17	17	49%	1	3%	5	14%	7	20%	5	14%	0	0%	0	0%	0	0%	0	0%	35	100%	2	17
18	12	48%	0	0%	2	8%	5	20%	6	24%	0	0%	0	0%	0	0%	0	0%	25	100%	3	18
19	18	72%	0	0%	0	0%	2	8%	4	16%	0	0%	0	0%	0	0%	1	4%	25	100%	0	19
20	4	50%	0	0%	0	0%	0	0%	2	25%	0	0%	0	0%	0	0%	2	25%	8	100%	1	20
21	8	53%	2	13%	2	13%	3	20%	0	0%	0	0%	0	0%	0	0%	0	0%	15	100%	0	21
22	0	0%	0	0%	0	0%	0	0%	0	0%	0	0%	0	0%	0	0%	0	0%	0	0%	0	22
<b>TOTAL</b>	<b>86</b>	<b>45%</b>	<b>18</b>	<b>9%</b>	<b>18</b>	<b>9%</b>	<b>26</b>	<b>14%</b>	<b>34</b>	<b>18%</b>	<b>0</b>	<b>0%</b>	<b>0</b>	<b>0%</b>	<b>0</b>	<b>0%</b>	<b>9</b>	<b>5%</b>	<b>191</b>	<b>100%</b>	<b>12</b>	<b>TOTAL</b>

<sup>1</sup>**Courtesy Transfers:** Beginning in FY2008 courtesy transfers were removed from "Total Discharges" because they are accounted for within the existing discharge categories. They are reported separately to track the cases transferred between districts.

Note: Percentages may not total 100 percent because of rounding.

TABLE 90

**FY2012**  
**Colorado State Probation Intensive Programs**  
**Female Offender Program (FOP)**  
**Type of Revocation**

DISTRICT	Revoked: New Felony		Revoked: New Misdemeanor		Revoked: Technical		Total Revocations	
DISTRICT	Number	%	Number	%	Number	%	Number	%
1	1	50%	0	0%	1	50%	2	100%
2	1	50%	0	0%	1	50%	2	100%
3	0	0%	0	0%	0	0%	0	0%
4	1	17%	0	0%	5	83%	6	100%
5	0	0%	0	0%	0	0%	0	0%
6	0	0%	0	0%	0	0%	0	0%
7	0	0%	0	0%	0	0%	0	0%
8	1	50%	0	0%	1	50%	2	100%
9	0	0%	0	0%	0	0%	0	0%
10	1	20%	1	20%	3	60%	5	100%
11	0	0%	0	0%	0	0%	0	0%
12	0	0%	0	0%	0	0%	0	0%
13	0	0%	0	0%	0	0%	0	0%
14	0	0%	0	0%	0	0%	0	0%
15	0	0%	0	0%	0	0%	0	0%
16	0	0%	0	0%	0	0%	0	0%
17	1	20%	1	20%	3	60%	5	100%
18	2	33%	2	33%	2	33%	6	100%
19	0	0%	0	0%	4	100%	4	100%
20	0	0%	0	0%	2	100%	2	100%
21	0	0%	0	0%	0	0%	0	0%
22	0	0%	0	0%	0	0%	0	0%
<b>TOTAL</b>	8	24%	4	12%	22	65%	34	100%

*Key:*      *New Felony:* Includes revocations for a new felony offense committed while on probation supervision.  
*New Misdemeanor:* Includes revocations for a new misdemeanor offense committed while on probation supervision.  
*Technical:* Includes revocations for technical probation supervision violations (e.g. drug use, non-compliance).  
*Total Revocations:* Total includes all felony, misdemeanor, and technical violations resulting in a revocation from probation.

Note: Percentages may not total 100 percent because of rounding.

Table 91

**FY2012**  
**Colorado State Probation Intensive Programs**  
**Juvenile Intensive Supervision Probation (JISP)**  
**New Clients by Order Type**

DISTRICT	Direct Sentence		Transfer from Regular Probation		Change of Venue		Total New Clients	
	Number	%	Number	%	Number	%	Number	%
1	17	34%	30	60%	3	6%	50	100%
2J	29	52%	25	45%	2	4%	56	100%
3	1	50%	1	50%	0	0%	2	100%
4	8	29%	20	71%	0	0%	28	100%
5	0	0%	0	0%	0	0%	0	0%
6	1	100%	0	0%	0	0%	1	100%
7	0	0%	1	100%	0	0%	1	100%
8	6	17%	30	83%	0	0%	36	100%
9	0	0%	1	100%	0	0%	1	100%
10	7	37%	12	63%	0	0%	19	100%
11	0	0%	4	100%	0	0%	4	100%
12	0	0%	0	0%	0	0%	0	0%
13	0	0%	2	100%	0	0%	2	100%
14	0	0%	0	0%	0	0%	0	0%
15	0	0%	0	0%	0	0%	0	0%
16	0	0%	0	0%	0	0%	0	0%
17	26	35%	44	59%	5	7%	75	100%
18	23	43%	30	56%	1	2%	54	100%
19	1	13%	5	63%	2	25%	8	100%
20	2	33%	4	67%	0	0%	6	100%
21	0	0%	8	100%	0	0%	8	100%
22	3	100%	0	0%	0	0%	3	100%
<b>TOTAL</b>	<b>124</b>	<b>35%</b>	<b>217</b>	<b>61%</b>	<b>13</b>	<b>4%</b>	<b>354</b>	<b>100%</b>

Note: Percentages may not total 100 percent because of rounding.

TABLE 92

**FY2012**  
**Colorado State Probation Intensive Programs**  
**Juvenile Intensive Supervision Probation (JISP)**  
**Successful/Unsuccessful Terminations**

TYPE:	SUCCESSFUL TERMINATIONS		UNSUCCESSFUL TERMINATIONS				TOTAL TERMINATIONS	
	Successful		Revoked		Absconded			
DISTRICT	Number	%	Number	%	Number	%	Number	%
1	20	42%	26	54%	2	4%	48	100%
2J	39	52%	36	48%	0	0%	75	100%
3	0	0%	0	0%	0	0%	0	0%
4	11	61%	7	39%	0	0%	18	100%
5	0	0%	0	0%	0	0%	0	0%
6	0	0%	0	0%	0	0%	0	0%
7	0	0%	0	0%	0	0%	0	0%
8	21	42%	25	50%	4	8%	50	100%
9	1	100%	0	0%	0	0%	1	100%
10	11	65%	5	29%	1	6%	17	100%
11	1	25%	2	50%	1	25%	4	100%
12	0	0%	1	100%	0	0%	1	100%
13	6	55%	5	45%	0	0%	11	100%
14	0	0%	0	0%	0	0%	0	0%
15	0	0%	2	100%	0	0%	2	100%
16	2	67%	1	33%	0	0%	3	100%
17	37	57%	24	37%	4	6%	65	100%
18	36	51%	33	47%	1	1%	70	100%
19	4	44%	5	56%	0	0%	9	100%
20	6	46%	7	54%	0	0%	13	100%
21	2	50%	2	50%	0	0%	4	100%
22	2	40%	3	60%	0	0%	5	100%
STATE	199	50%	184	46%	13	3%	396	100%

**Key:** *Successful Terminations*: This column includes those probationers that have terminated from JISP and probation or transitioned to regular supervision probation.

*Unsuccessful Terminations*: These columns include JISP probationers who were revoked or absconded. A revocation is defined as a termination from JISP for a technical violation, new misdemeanor, or new felony.

Absconded refers to probationers who become fugitives and are no longer compliant with probation services.

*Total Terminations*: This table includes: revocations, absconders and successful terminations from probation supervision. Additional types of JISP discharges are included in Table 93.

Note: Percentages may not total 100 percent because of rounding.

TABLE 93

**FY2012**  
**Colorado State Probation Intensive Programs**  
**Juvenile Intensive Supervision Probation (JISP)**  
**Discharges**

DISTRICT	Successful: Transfer to Regular Probation		Completed Program no longer on Probation		Absconded		Re-Sentenced to Community Corrections		Revoked		Deported		Death		Administrative Closure		Transfer to Another Specialized Program		Total Discharges		Change of Venue <sup>1</sup>	
	#	%	#	%	#	%	#	%	#	%	#	%	#	%	#	%	#	%	#	%	Number	DISTRICT
1	19	40%	1	2%	2	4%	0	0%	26	54%	0	0%	0	0%	0	0%	0	0%	48	100%	16	1
2J	34	45%	5	7%	0	0%	0	0%	36	47%	0	0%	0	0%	1	1%	0	0%	76	100%	8	2J
3	0	0%	0	0%	0	0%	0	0%	0	0%	0	0%	0	0%	0	0%	0	0%	0	0%	1	3
4	9	50%	2	11%	0	0%	0	0%	7	39%	0	0%	0	0%	0	0%	0	0%	18	100%	0	4
5	0	0%	0	0%	0	0%	0	0%	0	0%	0	0%	0	0%	0	0%	0	0%	0	0%	0	5
6	0	0%	0	0%	0	0%	0	0%	0	0%	0	0%	0	0%	0	0%	0	0%	0	0%	0	6
7	0	0%	0	0%	0	0%	0	0%	0	0%	0	0%	0	0%	0	0%	0	0%	0	0%	0	7
8	9	18%	12	24%	4	8%	0	0%	25	49%	0	0%	0	0%	0	0%	1	2%	51	100%	0	8
9	1	50%	0	0%	0	0%	0	0%	0	0%	0	0%	0	0%	0	0%	1	50%	2	100%	0	9
10	1	6%	10	56%	1	6%	0	0%	5	28%	0	0%	1	6%	0	0%	0	0%	18	100%	2	10
11	0	0%	1	25%	1	25%	0	0%	2	50%	0	0%	0	0%	0	0%	0	0%	4	100%	0	11
12	0	0%	0	0%	0	0%	0	0%	1	100%	0	0%	0	0%	0	0%	0	0%	1	100%	0	12
13	6	55%	0	0%	0	0%	0	0%	5	45%	0	0%	0	0%	0	0%	0	0%	11	100%	0	13
14	0	0%	0	0%	0	0%	0	0%	0	0%	0	0%	0	0%	0	0%	0	0%	0	0%	0	14
15	0	0%	0	0%	0	0%	0	0%	2	100%	0	0%	0	0%	0	0%	0	0%	2	100%	0	15
16	0	0%	2	67%	0	0%	0	0%	1	33%	0	0%	0	0%	0	0%	0	0%	3	100%	0	16
17	36	55%	1	2%	4	6%	1	2%	24	36%	0	0%	0	0%	0	0%	0	0%	66	100%	9	17
18	19	27%	17	24%	1	1%	0	0%	33	47%	0	0%	0	0%	0	0%	0	0%	70	100%	15	18
19	2	20%	2	20%	0	0%	0	0%	5	50%	0	0%	0	0%	1	10%	0	0%	10	100%	1	19
20	0	0%	6	46%	0	0%	0	0%	7	54%	0	0%	0	0%	0	0%	0	0%	13	100%	0	20
21	2	50%	0	0%	0	0%	0	0%	2	50%	0	0%	0	0%	0	0%	0	0%	4	100%	0	21
22	1	20%	1	20%	0	0%	0	0%	3	60%	0	0%	0	0%	0	0%	0	0%	5	100%	0	22
<b>TOTAL</b>	<b>139</b>	<b>35%</b>	<b>60</b>	<b>15%</b>	<b>13</b>	<b>3%</b>	<b>1</b>	<b>0%</b>	<b>184</b>	<b>46%</b>	<b>0</b>	<b>0%</b>	<b>1</b>	<b>0%</b>	<b>2</b>	<b>0%</b>	<b>2</b>	<b>0%</b>	<b>402</b>	<b>100%</b>	<b>52</b>	<b>TOTAL</b>

<sup>1</sup>**Change of Venue:** Beginning in FY2008 changes of venue were removed from "Total Discharges" because they are accounted for within the existing closure categories. They are reported separately to track the number of change of venue cases between courts and probation.

Note: Percentages may not total 100 percent because of rounding.

TABLE 94

**FY2012**  
**Colorado State Probation Intensive Programs**  
**Juvenile Intensive Supervision Probation (JISP)**  
**Type of Revocation**

DISTRICT	Revoked: New Felony		Revoked: New Misdemeanor		Revoked: Technical		Total Revocations	
	Number	%	Number	%	Number	%	Number	%
1	5	19%	1	4%	20	77%	26	100%
2J	6	17%	2	6%	28	78%	36	100%
3	0	0%	0	0%	0	0%	0	0%
4	2	29%	2	29%	3	43%	7	100%
5	0	0%	0	0%	0	0%	0	0%
6	0	0%	0	0%	0	0%	0	0%
7	0	0%	0	0%	0	0%	0	0%
8	5	20%	6	24%	14	56%	25	100%
9	0	0%	0	0%	0	0%	0	0%
10	1	20%	0	0%	4	80%	5	100%
11	0	0%	1	50%	1	50%	2	100%
12	0	0%	0	0%	1	100%	1	100%
13	1	20%	1	20%	3	60%	5	100%
14	0	0%	0	0%	0	0%	0	0%
15	0	0%	0	0%	2	100%	2	100%
16	0	0%	0	0%	1	100%	1	100%
17	4	17%	3	13%	17	71%	24	100%
18	8	24%	7	21%	18	55%	33	100%
19	0	0%	3	60%	2	40%	5	100%
20	1	14%	0	0%	6	86%	7	100%
21	1	50%	0	0%	1	50%	2	100%
22	0	0%	0	0%	3	100%	3	100%
<b>TOTAL</b>	<b>34</b>	<b>18%</b>	<b>26</b>	<b>14%</b>	<b>124</b>	<b>67%</b>	<b>184</b>	<b>100%</b>

**Key:**

- New Felony:* Includes revocations for a new felony offense committed while on probation supervision.
- New Misdemeanor:* Includes revocations for a new misdemeanor offense committed while on probation supervision.
- Technical:* Includes revocations for technical probation supervision violations (e.g. drug use, non-compliance).
- Total Revocations:* Total includes all felony, misdemeanor, and technical violations resulting in a revocation from probation.

Note: Percentages may not total 100 percent because of rounding.

**FY2012**  
**Colorado State Probation Intensive Programs**  
**Active Clients Summary on June 30, 2012**

DISTRICT	Adult Intensive Supervision Probation (AISP)		Sex Offender Intensive Supervision Probation (SOISP) <sup>1</sup>		Female Offender Program (FOP)		Juvenile Intensive Supervision Probation (JISP) <sup>2</sup>		TOTAL ACTIVE CLIENTS	
	Count	Percentage	Count	Percentage	Count	Percentage	Count	Percentage	Count	Percentage
1	198	50%	131	33%	34	9%	31	8%	394	100%
2A <sup>3</sup>	229	55%	148	36%	39	9%	0	0%	416	100%
2J <sup>4</sup>	0	0%	0	0%	0	0%	40	100%	40	100%
3	15	75%	3	15%	0	0%	2	10%	20	100%
4	179	35%	277	54%	30	6%	25	5%	511	100%
5	7	47%	8	53%	0	0%	0	0%	15	100%
6	0	0%	30	97%	0	0%	1	3%	31	100%
7	10	40%	15	60%	0	0%	0	0%	25	100%
8	165	51%	112	34%	10	3%	38	12%	325	100%
9	6	24%	19	76%	0	0%	0	0%	25	100%
10	41	27%	54	35%	33	22%	25	16%	153	100%
11	2	5%	38	90%	0	0%	2	5%	42	100%
12	9	45%	11	55%	0	0%	0	0%	20	100%
13	23	43%	28	53%	0	0%	2	4%	53	100%
14	5	42%	3	25%	0	0%	4	33%	12	100%
15	8	62%	1	8%	0	0%	4	31%	13	100%
16	3	23%	7	54%	0	0%	3	23%	13	100%
17	233	50%	133	29%	41	9%	56	12%	463	100%
18	136	27%	299	59%	19	4%	55	11%	509	100%
19	73	45%	68	42%	17	10%	5	3%	163	100%
20	66	57%	30	26%	12	10%	7	6%	115	100%
21	48	35%	52	38%	28	20%	10	7%	138	100%
22	2	13%	9	56%	0	0%	5	31%	16	100%
<b>TOTAL</b>	<b>1,458</b>	<b>42%</b>	<b>1,476</b>	<b>42%</b>	<b>263</b>	<b>7%</b>	<b>315</b>	<b>9%</b>	<b>3,512</b>	<b>100%</b>

<sup>1</sup>Sex Offender Intensive Supervision Probation: The Non-SOISP sex offender population is included in the Regular Adult Probation Tables.

<sup>2</sup>Juvenile Intensive Supervision Probation: This number may include sex offenders that have been sentenced to JISP.

<sup>3</sup>2A: Denver Adult Probation. This is the only district with just adult offenders.

<sup>4</sup>2J: Denver Juvenile Probation. This is the only district with just juvenile offenders.

Note: Percentages may not total 100 percent because of rounding.

**Colorado Probation  
Summary of Victim Services<sup>1</sup>  
FY 2007 to FY 2012**

	FY2007	FY2008	FY2009	FY2010	FY2011	FY2012
<b>VICTIM SERVICES<sup>2</sup></b>						
<b>Initial Notifications Sent</b>	14,949	16,988	16,183	16,669	16,482	17,533
<b>Notification Requests Returned</b>	2,512	3,066	3,224	2,885	2,807	2,751
<b>Percent of Victims Requesting Notification</b>	17%	18%	20%	17%	17%	16%
<b>VICTIM NOTIFICATION OF CRITICAL PROBATION EVENTS<sup>3</sup></b>						
<b>Date of Probation Termination</b>	1,741	2,209	2,251	2,210	2,314	2,341
<b>Early Termination Requests</b>	315	318	451	435	453	426
<b>Probation Revocation Hearing/Disposition</b>	4,040	4,532	4,738	5,276	5,386	6,073
<b>Modification of Probation Sentence/Supervision</b>	480	678	680	669	874	1,171
<b>Change of Venue/Transfer of Jurisdiction</b>	481	509	430	604	565	671
<b>Abscond/Warrant</b>	1,355	1,565	1,812	2,191	2,793	2,925
<b>Death of a Probationer</b>	28	15	34	31	32	37
<b>TOTAL NOTIFICATIONS</b>	8,440	9,826	10,396	11,416	12,417	13,644

<sup>1</sup>**Summary of Colorado Probation Victim Services:** Effective in FY2008 the information included in this chart reflects only activities that are statutorily required. In previous years additional courtesy notification events were reported; these were "Change of Probation Officer and Supervision Location" and "Hearing Other than Revocation". Prior to FY07 the VRA stated that probation had to notify victims of domestic violence of "any violation of probation". In the 2006 legislative session this requirement was repealed and the following provision for notification was enacted: "concerning domestic violence cases, any conduct by the defendant that results in an increase in supervision level by the probation department". This new provision replaced the old legislation and became effective in FY07 and is now reported in "Modification of Probation Sentence/Supervision".

<sup>2</sup>**VICTIM SERVICES:** These notifications are done by state probation and private probation providers.

<sup>3</sup>**VICTIM NOTIFICATION OF CRITICAL PROBATION EVENTS:** These numbers include all of the statutorily (24-4.1-303 (13.5) (a) C.R.S) required notifications of the critical stages of probation supervision. These notifications are done by state probation and private probation providers.



TABLE 97

**FY 2012**  
**Colorado State Probation**  
**Alcohol and Drug Driving Program (ADDS)**  
**New State DUI/DWAI Monitored Clients**

DISTRICT	Monitoring Sentence (Alcohol Evaluation completed pre- sentence)		Monitoring Sentence (Alcohol Evaluation completed post- sentence)		Monitoring Sentence Revoked and Reinstated		Monitoring Deferred Sentence		TOTAL Monitoring	
	Number	%	Number	%	Number	%	Number	%	Number	%
1	0	0%	1	100%	0	0%	0	0%	1	100%
2 <sup>1</sup>	0	0%	0	0%	0	0%	0	0%	0	0%
3	8	38%	6	29%	0	0%	7	33%	21	100%
4	350	63%	23	4%	12	2%	172	31%	557	100%
5	28	5%	511	89%	1	0%	32	6%	572	100%
6	6	3%	124	69%	0	0%	50	28%	180	100%
7	139	28%	326	65%	31	6%	6	1%	502	100%
8	0	0%	0	0%	3	100%	0	0%	3	100%
9	72	13%	485	84%	16	3%	2	0%	575	100%
10	0	0%	0	0%	0	0%	0	0%	0	0%
11	0	0%	0	0%	1	100%	0	0%	1	100%
12	0	0%	0	0%	0	0%	2	100%	2	100%
13	102	76%	8	6%	1	1%	24	18%	135	100%
14	175	57%	107	35%	19	6%	4	1%	305	100%
15	5	4%	102	87%	0	0%	10	9%	117	100%
16	19	31%	0	0%	0	0%	42	69%	61	100%
17	0	0%	0	0%	5	100%	0	0%	5	100%
18	1	20%	0	0%	4	80%	0	0%	5	100%
19	86	11%	673	83%	53	7%	0	0%	812	100%
20	0	0%	1	100%	0	0%	0	0%	1	100%
21	30	8%	339	92%	0	0%	0	0%	369	100%
22	0	0%	0	0%	0	0%	0	0%	0	0%
STATE	1,021	24%	2,706	64%	146	3%	351	8%	4,224	100%

Note: Percentages may not total 100 percent because of rounding.

<sup>1</sup>In the 2nd Judicial District, DUI/DWAI cases are filed in Denver County Court rather than District Court, which is not part of the State Court data system.

TABLE 98

**FY 2012**  
**Colorado State Probation**  
**Alcohol and Drug Driving Safety Program (ADDs)**  
**New State DUI/DWAI Monitored Clients by Gender**

TYPE: DISTRICT	Female		Male		Unknown		TOTAL NEW CLIENTS	
	Number	%	Number	%	Number	%	Number	%
1	0	0%	1	100%	0	0%	1	100%
2 <sup>1</sup>	0	0%	0	0%	0	0%	0	0%
3	11	52%	10	48%	0	0%	21	100%
4	168	30%	389	70%	0	0%	557	100%
5	130	23%	442	77%	0	0%	572	100%
6	55	31%	124	69%	1	1%	180	100%
7	137	27%	365	73%	0	0%	502	100%
8	0	0%	3	100%	0	0%	3	100%
9	136	24%	439	76%	0	0%	575	100%
10	0	0%	0	0%	0	0%	0	0%
11	0	0%	1	100%	0	0%	1	100%
12	0	0%	2	100%	0	0%	2	100%
13	27	20%	108	80%	0	0%	135	100%
14	81	27%	224	73%	0	0%	305	100%
15	32	27%	85	73%	0	0%	117	100%
16	15	25%	45	74%	1	2%	61	100%
17	1	20%	4	80%	0	0%	5	100%
18	0	0%	5	100%	0	0%	5	100%
19	217	27%	595	73%	0	0%	812	100%
20	0	0%	1	100%	0	0%	1	100%
21	116	31%	253	69%	0	0%	369	100%
22	0	0%	0	0%	0	0%	0	0%
STATE	1,126	27%	3,096	73%	2	0%	4,224	100%

Note: Percentages may not total 100 percent because of rounding.

<sup>1</sup>In the 2nd Judicial District, DUI/DWAI cases are filed in Denver County Court rather than District Court, which is not part of the State Court data system.

TABLE 99

**FY 2012**  
**Colorado State Probation**  
**Alcohol and Drug Driving Safety Program (ADDS)**  
**New State DUI/DWAI Monitored Clients by Ethnic Group**

TYPE: DISTRICT	Caucasian		African American		Asian		Hispanic		Native American		Other		TOTAL NEW CLIENTS	
	Number	%	Number	%	Number	%	Number	%	Number	%	Number	%	Number	%
1	1	100%	0	0%	0	0%	0	0%	0	0%	0	0%	1	100%
2 <sup>1</sup>	0	0%	0	0%	0	0%	0	0%	0	0%	0	0%	0	0%
3	18	86%	1	5%	0	0%	2	10%	0	0%	0	0%	21	100%
4	389	70%	61	11%	8	1%	89	16%	4	1%	6	1%	557	100%
5	533	93%	5	1%	1	0%	30	5%	1	0%	2	0%	572	100%
6	152	84%	1	1%	0	0%	13	7%	10	6%	4	2%	180	100%
7	445	89%	9	2%	2	0%	43	9%	2	0%	1	0%	502	100%
8	3	100%	0	0%	0	0%	0	0%	0	0%	0	0%	3	100%
9	529	92%	6	1%	4	1%	33	6%	0	0%	3	1%	575	100%
10	0	0%	0	0%	0	0%	0	0%	0	0%	0	0%	0	0%
11	1	100%	0	0%	0	0%	0	0%	0	0%	0	0%	1	100%
12	2	100%	0	0%	0	0%	0	0%	0	0%	0	0%	2	100%
13	128	95%	3	2%	0	0%	4	3%	0	0%	0	0%	135	100%
14	297	97%	0	0%	2	1%	5	2%	1	0%	0	0%	305	100%
15	68	58%	7	6%	0	0%	40	34%	1	1%	1	1%	117	100%
16	58	95%	0	0%	0	0%	3	5%	0	0%	0	0%	61	100%
17	5	100%	0	0%	0	0%	0	0%	0	0%	0	0%	5	100%
18	4	80%	1	20%	0	0%	0	0%	0	0%	0	0%	5	100%
19	557	69%	9	1%	6	1%	237	29%	2	0%	1	0%	812	100%
20	1	100%	0	0%	0	0%	0	0%	0	0%	0	0%	1	100%
21	331	90%	4	1%	1	0%	29	8%	1	0%	3	1%	369	100%
22	0	0%	0	0%	0	0%	0	0%	0	0%	0	0%	0	0%
STATE	3,522	83%	107	3%	24	1%	528	13%	22	1%	21	0%	4,224	100%

Note: Percentages may not total 100 percent because of rounding.

<sup>1</sup>In the 2nd Judicial District, DUI/DWAI cases are filed in Denver County Court rather than District Court, which is not part of the State Court data system.

TABLE 100

**FY 2012**  
**Colorado State Probation**  
**Alcohol and Drug Driving Safety Program (ADDS)**  
**New State DUI/DWAI Monitored Clients by Age**

TYPE: DISTRICT	0-17 Years		18-20 Years		21-24 Years		25-32 Years		33-39 Years		40 and above		Unknown		TOTAL NEW CLIENTS	
	Number	%	Number	%	Number	%	Number	%	Number	%	Number	%	Number	%	Number	%
1	0	0%	0	0%	1	100%	0	0%	0	0%	0	0%	0	0%	1	100%
2 <sup>1</sup>	0	0%	0	0%	0	0%	0	0%	0	0%	0	0%	0	0%	0	0%
3	0	0%	1	5%	5	24%	5	24%	3	14%	7	33%	0	0%	21	100%
4	3	1%	52	9%	145	26%	168	30%	70	13%	119	21%	0	0%	557	100%
5	15	3%	63	11%	126	22%	161	28%	73	13%	134	23%	0	0%	572	100%
6	0	0%	19	11%	43	24%	47	26%	18	10%	53	29%	0	0%	180	100%
7	8	2%	49	10%	94	19%	106	21%	76	15%	169	34%	0	0%	502	100%
8	0	0%	0	0%	0	0%	2	67%	0	0%	1	33%	0	0%	3	100%
9	2	0%	42	7%	89	15%	184	32%	87	15%	171	30%	0	0%	575	100%
10	0	0%	0	0%	0	0%	0	0%	0	0%	0	0%	0	0%	0	0%
11	0	0%	0	0%	0	0%	0	0%	0	0%	1	100%	0	0%	1	100%
12	0	0%	1	50%	0	0%	0	0%	0	0%	1	50%	0	0%	2	100%
13	1	1%	20	15%	33	24%	29	21%	17	13%	35	26%	0	0%	135	100%
14	1	0%	23	8%	60	20%	84	28%	37	12%	100	33%	0	0%	305	100%
15	3	3%	20	17%	23	20%	27	23%	17	15%	27	23%	0	0%	117	100%
16	0	0%	7	11%	13	21%	16	26%	12	20%	13	21%	0	0%	61	100%
17	0	0%	0	0%	3	60%	2	40%	0	0%	0	0%	0	0%	5	100%
18	0	0%	0	0%	0	0%	1	20%	1	20%	3	60%	0	0%	5	100%
19	4	0%	91	11%	225	28%	219	27%	91	11%	182	22%	0	0%	812	100%
20	0	0%	0	0%	0	0%	0	0%	0	0%	1	100%	0	0%	1	100%
21	7	2%	50	14%	90	24%	100	27%	39	11%	83	22%	0	0%	369	100%
22	0	0%	0	0%	0	0%	0	0%	0	0%	0	0%	0	0%	0	0%
STATE	44	1%	438	10%	950	22%	1,151	27%	541	13%	1,100	26%	0	0%	4,224	100%

Note: Percentages may not total 100 percent because of rounding.

<sup>1</sup>In the 2nd Judicial District, DUI/DWAI cases are filed in Denver County Court rather than District Court, which is not part of the State Court data system.

TABLE 101

**FY 2012**  
**Colorado State Probation**  
**Alcohol and Drug Driving Safety Program (ADDs)**  
**State DUI/DWAI Monitored Clients**  
**Successful/Unsuccessful Terminations**

TYPE:	SUCCESSFUL TERMINATIONS		UNSUCCESSFUL TERMINATIONS				TOTAL TERMINATIONS	
	Successful		Revocation		Absconded			
DISTRICT	Number	%	Number	%	Number	%	Number	%
1	2	67%	0	0%	1	33%	3	100%
2 <sup>1</sup>	0	0%	0	0%	0	0%	0	0%
3	29	83%	0	0%	6	17%	35	100%
4	770	75%	243	24%	7	1%	1,020	100%
5	389	92%	9	2%	27	6%	425	100%
6	224	82%	12	4%	38	14%	274	100%
7	470	86%	1	0%	78	14%	549	100%
8	14	88%	1	6%	1	6%	16	100%
9	455	80%	17	3%	98	17%	570	100%
10	0	0%	0	0%	1	100%	1	100%
11	1	100%	0	0%	0	0%	1	100%
12	0	0%	0	0%	2	100%	2	100%
13	288	82%	41	12%	21	6%	350	100%
14	294	88%	6	2%	36	11%	336	100%
15	103	94%	0	0%	7	6%	110	100%
16	80	94%	0	0%	5	6%	85	100%
17	4	40%	0	0%	6	60%	10	100%
18	1	50%	1	50%	0	0%	2	100%
19	763	78%	91	9%	130	13%	984	100%
20	2	100%	0	0%	0	0%	2	100%
21	403	91%	0	0%	38	9%	441	100%
22	1	100%	0	0%	0	0%	1	100%
STATE	4,293	82%	422	8%	502	10%	5,217	100%

Key: *Successful Terminations*: This number is exclusively state successful terminations.

*Unsuccessful Terminations*: This column includes those probationers who were revoked or absconded. A revocation is defined as a termination from probation supervision for a technical violation, new misdemeanor, or new felony. A revocation to Community Corrections is NOT included in this section because these offenders are still under the supervision and jurisdiction of probation. Absconded refers to probationers who became fugitives and are no longer compliant with probation supervision.

*Total Terminations*: This table includes: successful, revocations and absconder terminations from probation supervision. Additional types of closures are included in Table 102.

Note: Percentages may not total 100 percent because of rounding.

<sup>1</sup>In the 2nd Judicial District, DUI/DWAI cases are filed in Denver County Court rather than District Court, which is not part of the State Court data system.

TABLE 102

**FY 2012**  
**Colorado State Probation**  
**Alcohol and Drug Driving Safety Program (ADDS)**  
**State DUI/DWAI Monitored Clients Closure Types**

TYPE: DISTRICT	Successful		Revocation		Absconded		Deported		Death		Administrative Closure		TOTAL CLOSURES	
	Number	%	Number	%	Number	%	Number	%	Number	%	Number	%	Number	%
1	2	50%	0	0%	1	25%	0	0%	0	0%	1	25%	4	100%
2 <sup>1</sup>	0	0%	0	0%	0	0%	0	0%	0	0%	0	0%	0	0%
3	29	83%	0	0%	6	17%	0	0%	0	0%	0	0%	35	100%
4	770	75%	243	24%	7	1%	1	0%	1	0%	1	0%	1,023	100%
5	389	90%	9	2%	27	6%	7	2%	2	0%	0	0%	434	100%
6	224	81%	12	4%	38	14%	1	0%	1	0%	2	1%	278	100%
7	470	85%	1	0%	78	14%	0	0%	2	0%	4	1%	555	100%
8	14	88%	1	6%	1	6%	0	0%	0	0%	0	0%	16	100%
9	455	79%	17	3%	98	17%	0	0%	3	1%	1	0%	574	100%
10	0	0%	0	0%	1	100%	0	0%	0	0%	0	0%	1	100%
11	1	50%	0	0%	0	0%	0	0%	0	0%	1	50%	2	0%
12	0	0%	0	0%	2	67%	0	0%	0	0%	1	33%	3	100%
13	288	82%	41	12%	21	6%	0	0%	0	0%	2	1%	352	100%
14	294	74%	6	2%	36	9%	1	0%	8	2%	52	13%	397	100%
15	103	94%	0	0%	7	6%	0	0%	0	0%	0	0%	110	100%
16	80	93%	0	0%	5	6%	0	0%	1	1%	0	0%	86	100%
17	4	40%	0	0%	6	60%	0	0%	0	0%	0	0%	10	100%
18	1	50%	1	50%	0	0%	0	0%	0	0%	0	0%	2	100%
19	763	76%	91	9%	130	13%	11	1%	4	0%	5	0%	1,004	100%
20	2	100%	0	0%	0	0%	0	0%	0	0%	0	0%	2	100%
21	403	91%	0	0%	38	9%	0	0%	0	0%	3	1%	444	100%
22	1	100%	0	0%	0	0%	0	0%	0	0%	0	0%	1	100%
STATE	4,293	80%	422	8%	502	9%	21	0%	22	0%	73	1%	5,333	100%

Note: Percentages may not total 100 percent because of rounding.

<sup>1</sup>In the 2nd Judicial District, DUI/DWAI cases are filed in Denver County Court rather than District Court, which is not part of the State Court data system.

**FY 2012**  
**Colorado State Adult Probation**  
**Alcohol and Drug Driving Safety Program (ADDS)**  
**State DUI/DWAI Monitored Clients**  
**Type of Revocation**

TYPE: DISTRICT	New Felony		New Misdemeanor		Technical		TOTAL REVOCATIONS	
	Number	%	Number	%	Number	%	Number	%
1	0	0%	0	0%	0	0%	0	0%
2 <sup>1</sup>	0	0%	0	0%	0	0%	0	0%
3	0	0%	0	0%	0	0%	0	0%
4	2	1%	2	1%	239	98%	243	100%
5	2	22%	2	22%	5	56%	9	100%
6	0	0%	0	0%	12	100%	12	100%
7	0	0%	0	0%	1	100%	1	100%
8	0	0%	0	0%	1	100%	1	100%
9	0	0%	0	0%	17	100%	17	100%
10	0	0%	0	0%	0	0%	0	0%
11	0	0%	0	0%	0	0%	0	0%
12	0	0%	0	0%	0	0%	0	0%
13	5	12%	15	37%	21	51%	41	100%
14	2	33%	1	17%	3	50%	6	100%
15	0	0%	0	0%	0	0%	0	0%
16	0	0%	0	0%	0	0%	0	0%
17	0	0%	0	0%	0	0%	0	0%
18	1	100%	0	0%	0	0%	1	100%
19	5	5%	3	3%	83	91%	91	100%
20	0	0%	0	0%	0	0%	0	0%
21	0	0%	0	0%	0	0%	0	0%
22	0	0%	0	0%	0	0%	0	0%
STATE	17	4%	23	5%	382	91%	422	100%

*Key:* *New Felony:* Includes revocations for a new felony offense committed while on monitoring.  
*New Misdemeanor:* Includes revocations for a new misdemeanor offense committed while on monitoring.  
*Technical:* Includes revocations for technical violations (e.g. drug use, non-compliance).  
*Total Revocations:* Total includes all felony, misdemeanor, and technical violations resulting in a revocation from monitoring.

Note: Percentages may not total 100 percent because of rounding.

<sup>1</sup>In the 2nd Judicial District, DUI/DWAI cases are filed in Denver County Court rather than District Court, which is not part of the State Court data system.

TABLE 104

**FY2012**  
**Colorado State Probation**  
**Alcohol and Drug Driving Safety Program (ADDS)**  
**State DUI/DWAI Monitored Clients**  
**Length of Stay**

TYPE:	0-6 months		7-12 months		13-18 months		19-24 months		25-48 months		49+ months		TOTAL CLOSURES	
	DISTRICT	Number	%	Number	%	Number	%	Number	%	Number	%	Number	%	Number
1	1	25%	0	0%	0	0%	0	0%	3	75%	0	0%	4	100%
2 <sup>1</sup>	0	0%	0	0%	0	0%	0	0%	0	0%	0	0%	0	0%
3	1	3%	24	69%	7	20%	1	3%	2	6%	0	0%	35	100%
4	560	55%	149	15%	206	20%	81	8%	25	2%	2	0%	1,023	100%
5	115	26%	166	38%	68	16%	44	10%	28	6%	13	3%	434	100%
6	7	3%	107	38%	99	36%	43	15%	21	8%	1	0%	278	100%
7	111	20%	158	28%	84	15%	147	26%	51	9%	4	1%	555	100%
8	1	6%	1	6%	1	6%	0	0%	2	13%	11	69%	16	100%
9	116	20%	170	30%	122	21%	81	14%	78	14%	7	1%	574	100%
10	0	0%	0	0%	0	0%	0	0%	0	0%	1	100%	1	100%
11	1	50%	0	0%	1	50%	0	0%	0	0%	0	0%	2	100%
12	1	33%	1	33%	0	0%	1	33%	0	0%	0	0%	3	100%
13	19	5%	66	19%	84	24%	145	41%	36	10%	2	1%	352	100%
14	92	23%	106	27%	72	18%	58	15%	58	15%	11	3%	397	100%
15	15	14%	36	33%	23	21%	17	15%	16	15%	3	3%	110	100%
16	39	45%	24	28%	16	19%	4	5%	3	3%	0	0%	86	100%
17	1	10%	1	10%	1	10%	0	0%	6	60%	1	10%	10	100%
18	1	50%	1	50%	0	0%	0	0%	0	0%	0	0%	2	100%
19	276	27%	297	30%	222	22%	114	11%	90	9%	5	0%	1,004	100%
20	0	0%	0	0%	0	0%	0	0%	0	0%	2	100%	2	100%
21	30	7%	92	21%	121	27%	89	20%	109	25%	3	1%	444	100%
22	0	0%	0	0%	0	0%	0	0%	0	0%	1	100%	1	100%
STATE	1,387	26%	1,399	26%	1,127	21%	825	15%	528	10%	67	1%	5,333	100%

Note: Percentages may not total 100 percent because of rounding.

<sup>1</sup>In the 2nd Judicial District, DUI/DWAI cases are filed in Denver County Court rather than District Court, which is not part of the State Court data system.



TABLE 105

**FY 2012**  
**Colorado State Probation**  
**Alcohol and Drug Driving Safety Program (ADDS)**  
**Total Active DUI/DWAI Monitored Clients on June 30, 2012**

DISTRICT	NUMBER
1	16
2 <sup>1</sup>	0
3	41
4	561
5	817
6	272
7	645
8	83
9	811
10	31
11	14
12	13
13	256
14	436
15	214
16	66
17	16
18	1
19	910
20	5
21	582
22	0
<b>TOTAL STATE</b>	<b>5,790</b>

<sup>1</sup>In the 2nd Judicial District, DUI/DWAI cases are filled in Denver County Court rather than District Court, which is not part of the State Court data system.

## Probation

<b>Absconder:</b>	Refers to probationers who become fugitives and are no longer compliant with probation supervision.
<b>Adjudication:</b>	Refers to a juvenile case indicating that the charges have been proven or the juvenile has pled guilty to committing a delinquent act. The equivalent for adult offenders is "conviction."
<b>Administrative Investigations:</b>	A supplemental report to a Pre- Sentence Report addressing additional cases.
<b>Administrative Closure:</b>	Includes no services provided to an offender (i.e. in custody in another jurisdiction).
<b>Administrative Client Risk Level or Active:</b>	An assigned supervision level indicating lower supervision need by probation because of other more intensive "supervision" being provided elsewhere (such as jail or an inpatient treatment facility) or minimal conditions of the sentence remain and more intensive supervision is no longer necessary.
<b>Change of Venue:</b>	Occurs when a delinquent juvenile has been transferred from one Colorado judicial district, where the offense occurred, to another one where the juvenile will receive supervision. Change of Venue typically occurs because the juvenile resides in a jurisdiction other than where the offense took place.
<b>Client Risk Level:</b>	Probation offenders are classified using a risk assessment instrument. The instrument used for adults are the LSI (Level of Supervision Inventory), the SARA (Spousal Assault Risk Assessment) and the Oregon Sex Offender assessment instrument. The juvenile instrument is the CYO- LSI (Colorado Young Offender Level of Service Inventory) and the O'Brien Sex Offender Assessment is used for juvenile sex offenders. These instruments determine the level of supervision for an offender (e.g. Maximum, Medium, and Minimum).
<b>Courtesy Transfers:</b>	A case that has closed in the supervising jurisdiction and returned to the originating or sentencing district.
<b>Courtesy Supervision:</b>	Occurs when an adult offender has received a probation sentence in one Colorado judicial district but will be supervised by the probation department in another Colorado judicial district because they reside in that jurisdiction.
<b>Community Corrections:</b>	A community-based sentence that is more restricted than probation supervision but less restrictive than a secure facility. A community corrections sentence typically includes both a residential and non-residential component with supervision from a case manager. Because probation maintains jurisdiction over offenders sentenced to community corrections, they are also monitored by a probation officer.
<b>Deferred Judgment and Sentence/Adjudication:</b>	Refers to a case status in which the offender, (adult or juvenile) has entered a plea of guilty and, through an agreement with the district attorney and consent of the court, the case is continued for a set period of time. The offender is usually supervised by probation and upon successful completion of the deferred judgment the case is dismissed.
<b>Direct File:</b>	The District Attorney files a case in which a juvenile is prosecuted as an adult.
<b>Intake:</b>	The initial process for setting up the supervision of probationers in the absence of a pre-sentence investigation. The intake process typically entails a review of the Terms and Conditions of the probation sentence, an assessment of risk and needs, and initial referral for services.
<b>Interstate:</b>	Refers to offenders who have committed crimes in a state other than where they reside. These offenders apply to have their supervision transferred to their state of residence and are screened by the Interstate Compact Office prior to acceptance of supervision.
<b>Investigations:</b>	An investigative process conducted by probation officers prior to sentencing on a criminal offense. The information (e.g. risk for re-offense, service needs, criminal, social, education and substance abuse history, impact of the offense on victim(s) etc.) gathered during a pre-sentence investigation is used to inform sentencing decisions and supervision strategies.

<b>Length of Stay:</b>	The period of time an offender is on probation supervision.
<b>Monitoring:</b>	DUI/DWAI offenders who as a part of their sentence are required to have their compliance with court orders monitored by the probation department.
<b>Revoked:</b>	The withdrawal of a probation sentence due to a new misdemeanor or felony offense or a technical violation of the Terms and Conditions of the probation sentence. Following a revocation of probation, the offender is re-sentenced by the court.
<b>Success:</b>	Successful terminations represent those offenders who meet their Terms and Conditions of their probation sentence and the length of their sentence has expired.
<b>Technical Violation:</b>	Occurs when a probationer has been non-compliant with the Term(s) and Condition(s) of the probation sentence (e.g. drug use, missed appointments etc).
<b>Transfer Hearing:</b>	The court makes a determination after a hearing to prosecute a juvenile as an adult.

### **Supreme Court Glossary of Terms**

<b>Civil Appeal:</b>	A written request to modify or reverse the judgment of a trial court or intermediate level appellate court in a civil case.
<b>Criminal Appeal:</b>	A request to modify or reverse the judgment of a trial court or intermediate level appellate court in a criminal case.
<b>Habeas Corpus:</b>	(Habeas corpus ad subjiciendum) "An independent civil action to determine not the guilt or innocence of the person held in custody, but whether the custody is unlawful. Common grounds for relief under the writ include a conviction based on illegally obtained evidence, a denial of effective assistance of counsel, or a conviction by a jury that was improperly selected and impaneled. Use of the writ is not limited to criminal matters. It is also available in civil matters, as, for example, to challenge a person's custody of a child or the institutionalization of a person declared incompetent." ( <a href="http://dictionary.lp.findlaw.com">http://dictionary.lp.findlaw.com</a> )
<b>Interlocutory:</b>	An interlocutory appeal is one which is not determinable of the controversy, but which is necessary for a suitable adjudication of the merits. Colorado Appellate Rule 4.1 governs interlocutory appeals in criminal cases and provides that the state may file an interlocutory appeal in the Supreme Court from a district court ruling granting a motion in advance of the trial by the defendant for the return of property and to suppress evidence or to suppress an extra-judicial confession or admission. This is only one example of an interlocutory appeal.
<b>Interrogatories:</b>	Pursuant to Article VI, section 3 of the state Constitution, the Court may be required to answer "important questions upon solemn occasions" propounded by the Governor, the Senate, or the House of Representatives. These questions are called "interrogatories."
<b>Judicial Discipline or Disability:</b>	Judges who are alleged to have engaged in misconduct or to be suffering from a disability which is or is likely to become of a permanent character may be subject to judicial discipline. The Colorado Commission on Judicial Discipline investigates such allegations and, if it concludes that the judge has engaged in misconduct or is disabled, it may recommend to the Supreme Court a range of sanctions, including removal of the judge from office, retirement of the judge for a disability, reprimand or censure of the judge, or assessment of costs against the judge.
<b>Original Proceedings:</b>	Colorado Rules of Civil Procedure 21 provides the Colorado Supreme Court with discretion to exercise original jurisdiction in extraordinary circumstances where no other remedy is available. Original proceedings are used to test whether the trial court is proceeding without jurisdiction or in excess of its jurisdiction and to review a serious abuse of discretion when an appellate remedy would be inadequate. The remedy in an original proceeding takes the form of a special mandate from the Supreme Court addressed to an individual, official body, or lower court and may be used to restrain or compel the acts of a trial court. The Court issues a "rule to show cause" why the relief requested in the petition should not be granted. After considering the written briefs, the Supreme Court

<b>Length of Stay:</b>	The period of time an offender is on probation supervision.
<b>Monitoring:</b>	DUI/DWAI offenders who as a part of their sentence are required to have their compliance with court orders monitored by the probation department.
<b>Revoked:</b>	The withdrawal of a probation sentence due to a new misdemeanor or felony offense or a technical violation of the Terms and Conditions of the probation sentence. Following a revocation of probation, the offender is re-sentenced by the court.
<b>Success:</b>	Successful terminations represent those offenders who meet their Terms and Conditions of their probation sentence and the length of their sentence has expired.
<b>Technical Violation:</b>	Occurs when a probationer has been non-compliant with the Term(s) and Condition(s) of the probation sentence (e.g. drug use, missed appointments etc).
<b>Transfer Hearing:</b>	The court makes a determination after a hearing to prosecute a juvenile as an adult.

### **Supreme Court Glossary of Terms**

<b>Civil Appeal:</b>	A written request to modify or reverse the judgment of a trial court or intermediate level appellate court in a civil case.
<b>Criminal Appeal:</b>	A request to modify or reverse the judgment of a trial court or intermediate level appellate court in a criminal case.
<b>Habeas Corpus:</b>	(Habeas corpus ad subjiciendum) "An independent civil action to determine not the guilt or innocence of the person held in custody, but whether the custody is unlawful. Common grounds for relief under the writ include a conviction based on illegally obtained evidence, a denial of effective assistance of counsel, or a conviction by a jury that was improperly selected and impaneled. Use of the writ is not limited to criminal matters. It is also available in civil matters, as, for example, to challenge a person's custody of a child or the institutionalization of a person declared incompetent." ( <a href="http://dictionary.lp.findlaw.com">http://dictionary.lp.findlaw.com</a> )
<b>Interlocutory:</b>	An interlocutory appeal is one which is not determinable of the controversy, but which is necessary for a suitable adjudication of the merits. Colorado Appellate Rule 4.1 governs interlocutory appeals in criminal cases and provides that the state may file an interlocutory appeal in the Supreme Court from a district court ruling granting a motion in advance of the trial by the defendant for the return of property and to suppress evidence or to suppress an extra-judicial confession or admission. This is only one example of an interlocutory appeal.
<b>Interrogatories:</b>	Pursuant to Article VI, section 3 of the state Constitution, the Court may be required to answer "important questions upon solemn occasions" propounded by the Governor, the Senate, or the House of Representatives. These questions are called "interrogatories."
<b>Judicial Discipline or Disability:</b>	Judges who are alleged to have engaged in misconduct or to be suffering from a disability which is or is likely to become of a permanent character may be subject to judicial discipline. The Colorado Commission on Judicial Discipline investigates such allegations and, if it concludes that the judge has engaged in misconduct or is disabled, it may recommend to the Supreme Court a range of sanctions, including removal of the judge from office, retirement of the judge for a disability, reprimand or censure of the judge, or assessment of costs against the judge.
<b>Original Proceedings:</b>	Colorado Rules of Civil Procedure 21 provides the Colorado Supreme Court with discretion to exercise original jurisdiction in extraordinary circumstances where no other remedy is available. Original proceedings are used to test whether the trial court is proceeding without jurisdiction or in excess of its jurisdiction and to review a serious abuse of discretion when an appellate remedy would be inadequate. The remedy in an original proceeding takes the form of a special mandate from the Supreme Court addressed to an individual, official body, or lower court and may be used to restrain or compel the acts of a trial court. The Court issues a "rule to show cause" why the relief requested in the petition should not be granted. After considering the written briefs, the Supreme Court

either makes the rule absolute (grants the relief requested) or discharges the rule (denies the relief requested).

**Petitions in Certiorari:**

A writ of common law origin issued by a superior to an inferior court requiring the latter to produce a certified record of a particular case tried therein. The writ is generally issued so that the issuing court may inspect the proceedings and determine whether there have been any irregularities. Like the United States Supreme Court, the Colorado Supreme Court uses the writ as a discretionary device to choose which cases it wishes to hear. Colorado Appellate Rules 49-58 govern writs of certiorari.

**Reapportionment:**

Article 5, section 48 of the state Constitution provides that after the decennial federal census, the senatorial districts and representative districts shall be established, revised, or altered, and the members of the Senate and the House of Representatives apportioned among them, by a Colorado reapportionment commission. The commission must publish a preliminary plan for reapportionment of the members of the General Assembly and shall hold public hearings thereon. After the completion of such hearings, the commission must finalize its plan and submit the same to the Colorado Supreme Court for review and determination as to whether the plan meets constitutional standards. The Supreme Court must either approve the plan or return the plan and the court's reasons for disapproval to the commission. If the plan is returned, the commission shall revise and modify it to conform to the court's requirements and resubmit the plan to the court. If the plan is approved by the court, it shall be filed with the secretary of state for implementation.

**Request for Stay Pending Appeal:**

A stay is a suspension of the case or some designated proceedings within it. Colorado Appellate Rule 8 governs stays pending appeal.

**Rule 21.1:**

This rule of appellate procedure governs certification of questions of law to the Colorado Supreme Court by the United States Supreme Court, federal courts of appeals, federal district courts, and the federal Court of Claims. Under the rule, a certifying court may request that the Colorado Supreme Court answer a question of law if there is involved in any proceeding before the certifying court a question of state law which may be determinative of the cause pending and to which it appears that there is no controlling precedent in the Colorado Supreme Court's decisions.

**Special Concurrences:**

An opinion in which a justice expresses agreement with the particular result in a given case while objecting to a line of reasoning. The special concurrence may relate to the majority opinion in its entirety or to the result only.

**Statutory Review:**

Section 1-40-107, C.R.S., provides a mechanism by which registered electors who meet certain criteria and who believe that a ballot title contains multiple subjects may petition the Supreme Court to review the title board's action or decision.

**Unauthorized Practice:**

The practice of law by one who is not licensed as an attorney in Colorado. The Supreme Court has the exclusive jurisdiction to define the practice of law and to prohibit the unauthorized practice of law within the state (see C.R.C.P. 229 through 240.1).

**Trial Court Glossary of Terms**

**Administrative Support Order:**

Cases in which the delegate child support unit (typically the department of social services) files a paternity or child support case (See §26-13.5-101 C.R.S.).

**Ancillary Proceedings:**

A type of probate filing in which a probate case had been opened in another state but the decedent had property in the state of Colorado.

**Breach of Contract:**

A civil case in which the plaintiff claims parties made an agreement either written or otherwise and the other side has breached this contract (e.g. §13-80-102 C.R.S.).

**Breach of Warranty:**

A civil case in which a plaintiff claims that a product does not perform as represented.

either makes the rule absolute (grants the relief requested) or discharges the rule (denies the relief requested).

**Petitions in Certiorari:**

A writ of common law origin issued by a superior to an inferior court requiring the latter to produce a certified record of a particular case tried therein. The writ is generally issued so that the issuing court may inspect the proceedings and determine whether there have been any irregularities. Like the United States Supreme Court, the Colorado Supreme Court uses the writ as a discretionary device to choose which cases it wishes to hear. Colorado Appellate Rules 49-58 govern writs of certiorari.

**Reapportionment:**

Article 5, section 48 of the state Constitution provides that after the decennial federal census, the senatorial districts and representative districts shall be established, revised, or altered, and the members of the Senate and the House of Representatives apportioned among them, by a Colorado reapportionment commission. The commission must publish a preliminary plan for reapportionment of the members of the General Assembly and shall hold public hearings thereon. After the completion of such hearings, the commission must finalize its plan and submit the same to the Colorado Supreme Court for review and determination as to whether the plan meets constitutional standards. The Supreme Court must either approve the plan or return the plan and the court's reasons for disapproval to the commission. If the plan is returned, the commission shall revise and modify it to conform to the court's requirements and resubmit the plan to the court. If the plan is approved by the court, it shall be filed with the secretary of state for implementation.

**Request for Stay Pending Appeal:**

A stay is a suspension of the case or some designated proceedings within it. Colorado Appellate Rule 8 governs stays pending appeal.

**Rule 21.1:**

This rule of appellate procedure governs certification of questions of law to the Colorado Supreme Court by the United States Supreme Court, federal courts of appeals, federal district courts, and the federal Court of Claims. Under the rule, a certifying court may request that the Colorado Supreme Court answer a question of law if there is involved in any proceeding before the certifying court a question of state law which may be determinative of the cause pending and to which it appears that there is no controlling precedent in the Colorado Supreme Court's decisions.

**Special Concurrences:**

An opinion in which a justice expresses agreement with the particular result in a given case while objecting to a line of reasoning. The special concurrence may relate to the majority opinion in its entirety or to the result only.

**Statutory Review:**

Section 1-40-107, C.R.S., provides a mechanism by which registered electors who meet certain criteria and who believe that a ballot title contains multiple subjects may petition the Supreme Court to review the title board's action or decision.

**Unauthorized Practice:**

The practice of law by one who is not licensed as an attorney in Colorado. The Supreme Court has the exclusive jurisdiction to define the practice of law and to prohibit the unauthorized practice of law within the state (see C.R.C.P. 229 through 240.1).

**Trial Court Glossary of Terms**

**Administrative Support Order:**

Cases in which the delegate child support unit (typically the department of social services) files a paternity or child support case (See §26-13.5-101 C.R.S.).

**Ancillary Proceedings:**

A type of probate filing in which a probate case had been opened in another state but the decedent had property in the state of Colorado.

**Breach of Contract:**

A civil case in which the plaintiff claims parties made an agreement either written or otherwise and the other side has breached this contract (e.g. §13-80-102 C.R.S.).

**Breach of Warranty:**

A civil case in which a plaintiff claims that a product does not perform as represented.

<b>C.R.C.C.P.:</b>	Abbreviation for Colorado Rules of County Civil Procedure
<b>C.R.C.P.:</b>	Abbreviation for Colorado Rules of Civil Procedure
<b>C.R.S.:</b>	Abbreviation for Colorado Revised Statutes.
<b>Civil Protection Orders:</b>	(Prior to 7/1/03, known as Restraining Orders). District and county courts have original concurrent jurisdiction to issue temporary or permanent civil protection orders for any of the following purposes: 1) to prevent assaults and threatened bodily harm; 2) to prevent domestic abuse; 3) to prevent emotional abuse of the elderly; and 4) to prevent stalking (See 13-14-102 C.R.S. and 13-1-136 C.R.S. and C.R.C.C.P. Rule 365)
<b>Condemnation:</b>	A civil case in which the plaintiff, usually the Department of Transportation but may be a city or state district, is asking that property be condemned and taken so that it may be put to that department's use (See §38-3-105 C.R.S.).
<b>County Court Counter Claim:</b>	A civil case in which a defendant desires to counterclaim against the Plaintiff. In County Court if the counterclaim exceeds the jurisdiction of County Court, a transfer of the case to District Court may be requested by the defendant or made automatically by the court (See C.R.C.P. 313).
<b>County Felony:</b>	Criminal felony cases that have preliminary work done at the County Court level before being bound over (sent) to District Court.
<b>Covenant:</b>	Provisions in a deed limiting the use of the property and prohibiting certain uses. Breach of covenant claims are usually filed by homeowners associations.
<b>Criminal Non-support:</b>	A criminal action for the non-payment of child support.
<b>Declaratory Judgment:</b>	A civil case in which the plaintiff is asking the court to declare (order) something. It is used to settle and gain relief from uncertainty with respect to rights, status, or other legal relations.
<b>Dependency and Neglect:</b>	A child is dependent or neglected if a parent, guardian, or legal custodian has abandoned the child or has subjected the child to mistreatment or abuse, whether the parent is or is not at fault. In addition, a child is dependent or neglected if the child has run away from home or is beyond the control of his or her parents (For other examples, see §19-3-102 C.R.S.).
<b>Determination of Interests:</b>	A civil case in which the plaintiff asks the court to determine his or her interest in something ( <i>e.g. two attorneys have been partners in a law practice. Now the partnership is being dissolved, and the attorneys cannot agree on who gets what, for example: furniture, computer, client list, etc.</i> ).
<b>Disposition:</b>	The final settlement of a matter. With reference to decisions announced by a court, a judge's ruling is commonly referred to as a disposition.
<b>Distrain Warrant:</b>	A filing by the State Department of Revenue for a judgment for outstanding state taxes that allows for a lien to be placed on the debtor's assets.
<b>Expedited Placement:</b>	A dependency and neglect case in which at least one child of the family is under the age of 6 years on the date the petition is filed qualifies as an Expedited Permanency Planning (EPP) case (§19-3-104 C.R.S.).
<b>Felony:</b>	A crime punishable by death or by imprisonment in a state penal institution.
<b>Forcible Entry and Detainer:</b>	Eviction; a civil case in which the plaintiff is seeking to regain possession of leased real property and possibly money damages (See §13-40-110 C.R.S.).
<b>Foreclosure other than Rule 120:</b>	A legal proceeding to terminate a mortgager's interest in property, instituted by the lender either to gain title or to force a sale in order to satisfy the unpaid debt secured by the property (See §38-38-701 C.R.S.).
<b>Foreign Judgment:</b>	A judgment from any state or federal court granting or denying recovery for a sum of money other than judgments for taxes, a fine or other penalty, or a judgment for support in family or matrimonial matters (See §13-53-102 C.R.S.).

<b>Goods Sold and Delivered:</b>	A civil case in which the plaintiff claims that defendant purchased products, not services, but has failed to pay for them.
<b>Incoming Registration of Support:</b>	A domestic case in which a person had a Support Order that was entered in another state and he or she wants to enforce the case here, generally to modify the support order or to issue garnishments or wage assignments.
<b>Infraction:</b>	A breach, violation, or infringement, as of a law, contract, right, or duty. A violation of a statute for which the only sentence authorized is a fine.
<b>Injunctive Relief:</b>	Plaintiff asks the court to restrain or enjoin another party from taking an action that may cause harm or result in injury, loss or damage to the plaintiff. May also include a temporary protection order. (See C.R.C.P. 65)
<b>Intestate-Formal:</b>	Formal probate proceedings, with no will involved, may be commenced by an interested person filing a petition and, after notice and hearing, the court enters an order, adjudicates intestacy, determines heirs and appoints a personal representative.
<b>Intestate-Informal:</b>	Informal probate proceedings, with no will involved, may be commenced by an interested person filing an application for informal appointment.
<b>Lien:</b>	A civil case in which the plaintiff has provided goods and/or services to a party, and has not been paid. Plaintiff retains right to hold property until payment for services is received. If services were provided on real property, see Mechanic's Lien. (See §38-22-101 C.R.S.)
<b>Mechanic's Lien:</b>	Plaintiff has provided goods and/or services on a property (real property) for which he or she has not been paid and plaintiff has subsequently filed a lien against the property to ensure payment. (See §38-22-101 C.R.S.)
<b>Misdemeanor:</b>	A criminal offense punishable by a sentence in the county jail.
<b>Money:</b>	A civil case in which the plaintiff claims a demand for money owed.
<b>Note:</b>	A civil case in which the plaintiff claims defendant has signed a note (a borrower's legally binding written promise to repay a debt to a lender on a specified date) and has defaulted on the payment for that note.
<b>Outgoing Registration of UIFSA:</b>	An administrative order filed by the Department of Health Services that it wants to have enforced in another state.
<b>Public Administrator Statement:</b>	A type of probate filing. The public administrator files statements of accounts in small estates.
<b>Public Utilities Commission:</b>	A review of a decision by the Public Utilities Commission for the purpose of having the lawfulness of the final decision inquired into and determined. (See §40-6-115 C.R.S.)
<b>Registration of Foreign Decree:</b>	When a party to a domestic relations case, filed in another state, seeks to register (or file) an out-of-state case into the State of Colorado for purposes of enforcement. (See §14-11-101 C.R.S.)
<b>Replevin:</b>	A civil case in which a party having right to possession is asking to recover from another who has either wrongfully taken or detained property. (See C.R.C.P. 104.)
<b>Restraining Orders:</b>	See Civil Protection Orders
<b>Rule 105 Quiet Title:</b>	Plaintiff asks the court to determine the rights of all parties with respect to real property and its possession (See C.R.C.P. 105 and C.R.C.P. 105.1(b)).
<b>Rule 106 Writs/Contempt:</b>	A civil case brought in District Court that allows for relief to be obtained in the following instances: 1) where any person not being committed or detained for any criminal or supposed criminal matter is illegally confined or restrained; 2) to



compel a lower judicial body, governmental body, corporation, board, officer or person to perform an act which the law specially enjoins as a duty resulting from an office, trust, or station, or to compel the admission of a party to the use and enjoyment of a right or office to which he is entitled, and from which he is unlawfully precluded; 3) when any person usurps, intrudes into, or unlawfully holds or exercises any office or franchise; 4) where any governmental body or officer or any lower judicial body exercising judicial or quasi-judicial functions has exceeded its jurisdiction or abused its discretion, and there is no remedy otherwise provided by law.

- Rule 120 Deed of Trust:** A party holding interest in property through an instrument in which there is default on the instrument, may ask the court to order the property sold by the public trustee (See C.R.C.P. Rule 120).
- Services Rendered:** A civil case in which a party performs a service but is not compensated as agreed.
- Single Transaction:** A type of probate filing in which the court, without appointing a conservator, may enter an order to authorize, direct or ratify any transaction necessary or desirable for the best interests of the protected person.
- Special Administrator-Formal:** A type of probate filing. A Special Administrator may be appointed by the Court on petition of any interested person and finding, after notice and hearing, that appointment is necessary to preserve the estate or secure its proper administration, including when a personal representative cannot or should not act. (See §15-12-614 C.R.S.)
- Special Administrator-Informal:** A type of probate filing. A Special Administrator may be appointed informally by the Registrar on application of any interested person when necessary to protect the estate of a decedent prior to the appointment of a general personal representative or if a prior appointment has been terminated. (See §15-12-614 C.R.S.) Note there is a general policy in most courts to accept only formal proceedings.
- Special District:** Persons proposing the organization of a special district (i.e. water, fire protection, metropolitan, park & recreation, sanitation etc.) may petition the court for the organization of the district. (See §32-1-301 C.R.S.)
- Specific Performance:** A civil case in which the plaintiff claims that a contract exists between parties and one party has failed to perform the conditions of the contract. The plaintiff asks the court to order that the conditions of the contract be performed.
- Testate-Formal:** A probate filing. A formal proceeding for adjudication regarding the priority or qualification of one who is an applicant for appointment as personal representative, or of one who previously has been appointed personal representative in informal proceedings, or if an issue concerning the testacy of the decedent is or may be involved (See §15-12-414 C.R.S.).
- Testate-Informal:** A probate filing. An informal probate of will and informal appointment of personal representative.
- Termination (terminated case):** A case in which all outstanding issues have been resolved; a case that has reached final resolution.
- Uniform Veterans Guardianship Act:** A type of probate filing, commonly referred to as a UVGA case, which applies to beneficiaries of monies from the Veterans Administration. The word guardian and guardianship is used but in essence this is a conservatorship and essentially treated as a conservatorship.
- Writ of Habeas Corpus:** Plaintiff claims that he or she has been illegally confined and is asking for an order releasing him or her. (See §13-45-101 C.R.S. and §13-45-102 C.R.S.)