



An Oath ...

I do solemnly, sincerely, and truly declare and affirm that I will support the Constitution of the United States, and of the State of Colorado, and will faithfully perform the duties of the Office of the Colorado Judgeship upon which I am about to enter.

**Colorado Judicial Branch
Annual Statistical Report
Fiscal Year 2007**

SUPREME COURT OF COLORADO

STATE JUDICIAL BUILDING
2 EAST 14TH AVENUE
DENVER, COLORADO 80203-2116

MARY J. MULLARKEY
CHIEF JUSTICE

(303) 837-3771

Each year the Colorado Judicial Branch presents its annual statistical report to the citizens of Colorado. As Chief Justice of the Colorado Supreme Court, I am pleased to present our report for Fiscal Year 2007. This report reflects the efforts of the courts to implement the United States and Colorado Constitutions and laws by fully and fairly resolving disputes of all kinds.

This statistical report provides a detailed look at the cases filed and resolved in our courts during the fiscal year that ended on June 30, 2007. It presents detailed data of court activities at the appellate, district, and county court levels, as well as in probation services. Information is presented by category of court filings and probation caseloads, as well as location of filings.

This has been a year of growth for the Colorado Judicial Department in many respects. As Colorado's population continues to grow, so too do the demands placed on our courts across all of our 22 judicial districts. Overall trial court filings brought to our courts for FY 2007 numbered 298,026 criminal and 423,896 civil cases. On the appellate level, 1,534 cases were filed with the Supreme Court, which issued 86 opinions, and the Court of Appeals issued 1,922 published and unpublished opinions with an additional 880 cases dismissed.

This year, in response to the state's growth, I am pleased to announce that the branch also grew in terms of judges and probation officers. With the passage of House Bill 07-1054 the Colorado Legislature and Governor Bill Ritter approved the addition of 43 new district and county court judges to join benches across the state over the course of the next 3 years. In FY 2007, the statewide bench comprised 276 judges. In FY 2008, that number will increase to 285 with the addition of nine new district court judges thanks to this new legislation.

The passage of the budget bill also enabled our probation services departments to grow. We are filling openings for 81 probation officers, 12 probation supervisors and 18 support positions and should have all of the vacancies filled in the next few months. Colorado's probation division also celebrated its 10-year anniversary of providing victims services programs.

As Chief Justice, I will continue to work to ensure a judiciary that is responsive to the needs of the public and to promote the public's understanding of and confidence in the Colorado Judicial Department. Coloradans can be assured that time-sensitive matters involving our most vulnerable populations such as abused and neglected children and public safety matters involving violent conduct will continue to be given top priority.



Mary J. Mullarkey, Chief Justice

Foreword

The Colorado Judicial Branch joins the Legislative and Executive branches to form the government of the State of Colorado. The Judicial Branch is charged with two responsibilities: resolving disputes and supervising offenders on probation.

The Colorado Judicial Department Annual Statistical Report for Fiscal Year 2007 provides information about the Colorado state courts. Profiled in this report are case load statistics for the Colorado Supreme Court, Court of Appeals, District Courts, County Courts, Water Courts, as well as summarized financial information for the Judicial Department.

All references in this report reflect data gathered for Fiscal Year 2007 (July 1, 2006 through June 30, 2007), unless otherwise specified. This report can also be viewed by accessing the Colorado Judicial Department Web site at www.courts.state.co.us. If you need additional information regarding this document, please contact the Office of the State Court Administrator, Division of Planning & Analysis or Division of Probation Services at (303) 861-1111.

Table of Contents

Foreword	i
Judicial District Map	ii
Organization Chart	iii

I. Supreme Court

List of Supreme Court Justices	1
Narrative	3
Table 1 Supreme Court Caseload, FY 1978 to FY 2007	5
Table 2 Distribution of Case Filings in the Supreme Court, FY 1988 to FY 2007	6
Table 3 Distribution by Type of Case Filed in the Supreme Court, FY 2003 to FY 2007	6
Table 4 Distribution of Case Terminations, FY 1988 to FY 2007	7
Table 5 Supreme Court Written Opinions, FY 2003 to FY 2007	7
Table 6 Distribution of Supreme Court Cases at Issue, End of FY 2007	8
Table 7 Distribution of Supreme Court Cases Not at Issue, End of FY 2007	8

II. Court of Appeals

List of Court of Appeals Judges	9
Narrative	11
Table 8 Court of Appeals Caseload, FY 1973 to FY 2007	13
Table 9 Distribution of Case Filings and Percent Change for FY 2006 and FY 2007	14
Table 10 Distribution of Case Terminations and Percent Change for FY 2006 and FY 2007	14

III. District Court

List of District Court Judges	15
Narrative	17
Chart 1&2 Filing Comparison, FY 1998 and FY 2007	19
Table 11 District Court Filings and Terminations Compared to Previous Year	21
Table 12 District Court Caseload, FY 1998 to FY 2007	22
Table 13 District Court Filings and Percent Change, FY 2006 to FY 2007	23
Table 14 District Court Filings and Terminations for FY 2007	24-27
Table 15a Court and Jury Trials for District Court for FY 2007	28-29
Table 15b Domestic Relations Hearings, FY07	30-31
Table 16 Civil Filings by Type of Case for FY 2007	32-45
Table 17 Domestic Relations Filings by Type of Case for FY 2007	46-49
Table 18 Criminal Filings by Type of Case for FY 2007	50-61
Table 19 Juvenile Filings by Type of Case for FY 2007	62-67
Table 20 Juvenile Delinquency Filings by Type of Case for FY 2007	68-77
Table 21 Mental Health Filings by Type of Case for FY 2007	78-79
Table 22 Probate Filings by Type of Case for FY 2007	80-87

IV. County Court

List of County Court Judges	89
Narrative	91
Chart 3&4 Filing Comparison, FY 1998 and FY 2007	93
Table 23 County Court Filings and Terminations Compared to Previous Year	95
Table 24 County Court Caseload FY 1998 to FY 2007	96
Table 25 County Court Filings and Percent Change from FY 2006 to FY 2007	97
Table 26 County Court Filings and Terminations for FY 2007	98-101
Table 27 Court and Jury Trials for County Court for FY 2007	102-103
Table 28 DUI/DWAI Filings by District for FY 1998 to FY 2007	105
Table 29 Civil Filings by Type of Case for FY 2007	106-107
Table 30 Misdemeanor Filings by Type of Case for FY 2007	108-115
Table 31 Small Claims Filings by Type of Case for FY 2007	116-117

Table 32	Traffic Filings by Type of Case for FY 2007	118-119
----------	---	---------

V. Water Court

List of Water Court Judges	121
Narrative.....	123
Table 32 Filings, Claims and Percent Change for FY 2006 and 2007	125

VI. Office of Dispute Resolution

Narrative.....	127
Table 33 ADR Services Provided by Case Type and Disposition Percentage, FY 2007	129
Table 34 ADR Services Provided by District and Case Type, FY 2007	130
Table 35 Mediation Services Provided by District and Case Type, FY 2007	131

VII. Financial Information

Narrative.....	133
Table 36 Colorado Judicial Branch, Collections	134
Chart 5 Judicial Restitution, FY 1998 to FY 2007	135
Chart 6 Colorado Judicial Branch, FY 2007 Statewide Total Appropriations	137
Chart 7 Colorado Judicial Branch, FY 2007 Judicial Appropriation by Agency.....	137
Chart 8 Colorado Judicial Branch, FY 2007 Judicial Appropriation by Major Program.....	137
Chart 9 Colorado Judicial Branch, FY 2007 Judicial Appropriation by Major Cost Category	137

VIII. Colorado Probation

List of Chief Probation Officers.....	139
Narrative.....	141-144
Table 34 Summary of State Regular Probation Supervision and Investigation Caseloads (Adult and Juvenile) FY 2002 to FY 2007.....	145
Table 35 Summary of Private Probation Caseloads, FY 2002 to FY 2007	146
Table 36 State and Private Combined (Non-DUI) Success/Unsuccessful Terminations FY 2007	147

Regular Adult Probation:

Table 37 Adult Probation: FY 2007 Investigations.....	149
Table 38 Adult Probation: FY 2007 New Clients by Offense Type	150
Table 39 Adult Probation: FY 2007 New Clients by Court of Origin	151
Table 40 Adult Probation: FY 2007 New Clients by Supervision Type.....	152
Table 41 Adult Probation: FY 2007 New Clients by Gender.....	153
Table 42 Adult Probation: FY 2007 New Clients by Age	154
Table 43 Adult Probation: FY 2007 New Clients by Ethnic Group.....	155
Table 44 Adult Probation: FY 2007 Successful/Unsuccessful Terminations.....	156
Table 45 Adult Probation: FY 2007 All Probation Supervision Closure Types.....	157
Table 46 Adult Probation: FY 2007 Types of Revocation.....	158
Table 47 Adult Probation: FY 2007 Length of Stay on Probation Supervision.....	159
Table 48 Adult Probation: FY 2007 Active Client Risk Levels on June 30, 2007 (State Supervised).....	160
Table 49 Adult Probation: FY 2007 Domestic Violence and Sex Offender Caseloads on June 30, 2007 (State Supervised).....	161
Table 50 Adult Probation: FY 2007 Total Active Clients (State Supervised and Non- DUI Criminal Private) on June 30, 2007	162
Table 51 Adult Probation: FY 2007 Total Active Clients (State Supervised, Non- DUI Criminal Private and DUI Private) on June 30, 2007	163

Private Probation:

Table 52 Private Probation: FY 2007 New Clients by Supervision Type.....	165
Table 53 Private Probation: FY 2007 New Clients by Gender.	166
Table 54 Private Probation: FY 2007 New Clients by Age: Non- DUI.....	167
Table 55 Private Probation: FY 2007 New Clients by Age: DUI.....	168
Table 56 Private Probation: FY 2007 New Clients by Ethnic Group: Non-DUI..	169
Table 57 Private Probation: FY 2007 New Clients by Ethnic Group: DUI.	170

Table 58	Private Probation: FY 2007 Successful/Unsuccessful Terminations.....	171
Table 59	Private Probation: FY 2007 All Closure Types: Non-DUI	172
Table 60	Private Probation: FY 2007 All Closure Types: DUI ..	173
Table 61	Private Probation: FY 2007 Types of Revocation	174
Table 62	Private Probation: FY 2007 Length of Stay..	175
Table 63	Private Probation: FY 2007 Active Non-DUI Clients as of June 30, 2007.....	176
Table 64	Private Probation: FY 2007 Active DUI Clients as of June 30, 2007	177

Regular Juvenile Probation:

Table 65	Juvenile Probation: FY 2007 Investigations.....	179
Table 66	Juvenile Probation: FY 2007 New Clients by Supervision Type.....	180
Table 67	Juvenile Probation: FY 2007 New Clients by Gender	181
Table 68	Juvenile Probation: FY 2007 New Clients by Age	182
Table 69	Juvenile Probation: FY 2007 New Clients by Ethnic Group	183
Table 70	Juvenile Probation: FY 2007 Successful/Unsuccessful Terminations.....	184
Table 71	Juvenile Probation: FY 2007 All Probation Supervision Closure Types.....	185
Table 72	Juvenile Probation: FY 2007 Types of Revocation.....	186
Table 73	Juvenile Probation: FY 2007 Length of Stay on Probation Supervision.....	187
Table 74	Juvenile Probation: FY 2007 Active Client Risk Levels on June 30, 2007	188
Table 75	Juvenile Probation: FY 2007 Sex Offender Caseloads on June 30, 2007	189

Adult Intensive Supervision Probation (AISP):

Table 76	Specialized Programs: FY 2007 Adult Intensive Supervision (AISP) New Clients	191
Table 77	Specialized Programs: FY 2007 AISP Successful/Unsuccessful Terminations.....	192
Table 78	Specialized Programs: FY 2007 Adult Intensive Supervision (AISP) Discharges.....	193
Table 79	Specialized Programs: FY 2007 Adult Intensive Supervision (AISP) Revocation Types	194

Sex Offender Intensive Supervision Probation (SOISP):

Table 80	Specialized Programs: FY 2007 Sex Offender Intensive Supervision (SOISP) New Clients.....	195
Table 81	Specialized Programs: FY 2007 SOISP Successful/Unsuccessful Terminations.....	196
Table 82	Specialized Programs: FY 2007 Sex Offender Intensive Supervision (SOISP) Discharges.....	197
Table 83	Specialized Programs: FY 2007 Sex Offender Intensive Supervision (SOISP) Revocation Types	198

Female Offender Program (FOP):

Table 84	Specialized Programs: FY 2007 Female Offender Program (FOP) New Clients.....	199
Table 85	Specialized Programs: FY 2007 FOP Successful/Unsuccessful Terminations.....	200
Table 86	Specialized Programs: FY 2007 Female Offender Program (FOP) Discharges	201
Table 87	Specialized Programs: FY 2007 Female Offender Program (FOP) Revocation Types	202

Juvenile Intensive Supervision Probation (JISP):

Table 88	Specialized Programs: FY 2007 Juvenile Intensive Supervision (JISP) New Clients	203
Table 89	Specialized Programs: FY 2007 JISP Successful/Unsuccessful Terminations.....	204
Table 90	Specialized Programs: FY 2007 Juvenile Intensive Supervision (JISP) Discharges	205
Table 91	Specialized Programs: FY 2007 Juvenile Intensive Supervision (JISP) Revocation Types	206

Specialized Programs Summary:

Table 92	Specialized Programs: FY 2007 Active Clients on June 30, 2007	207
----------	---	-----

Victim Services:

Table 93	Summary of Victim Services, FY 2002 to FY 2007	209
----------	--	-----

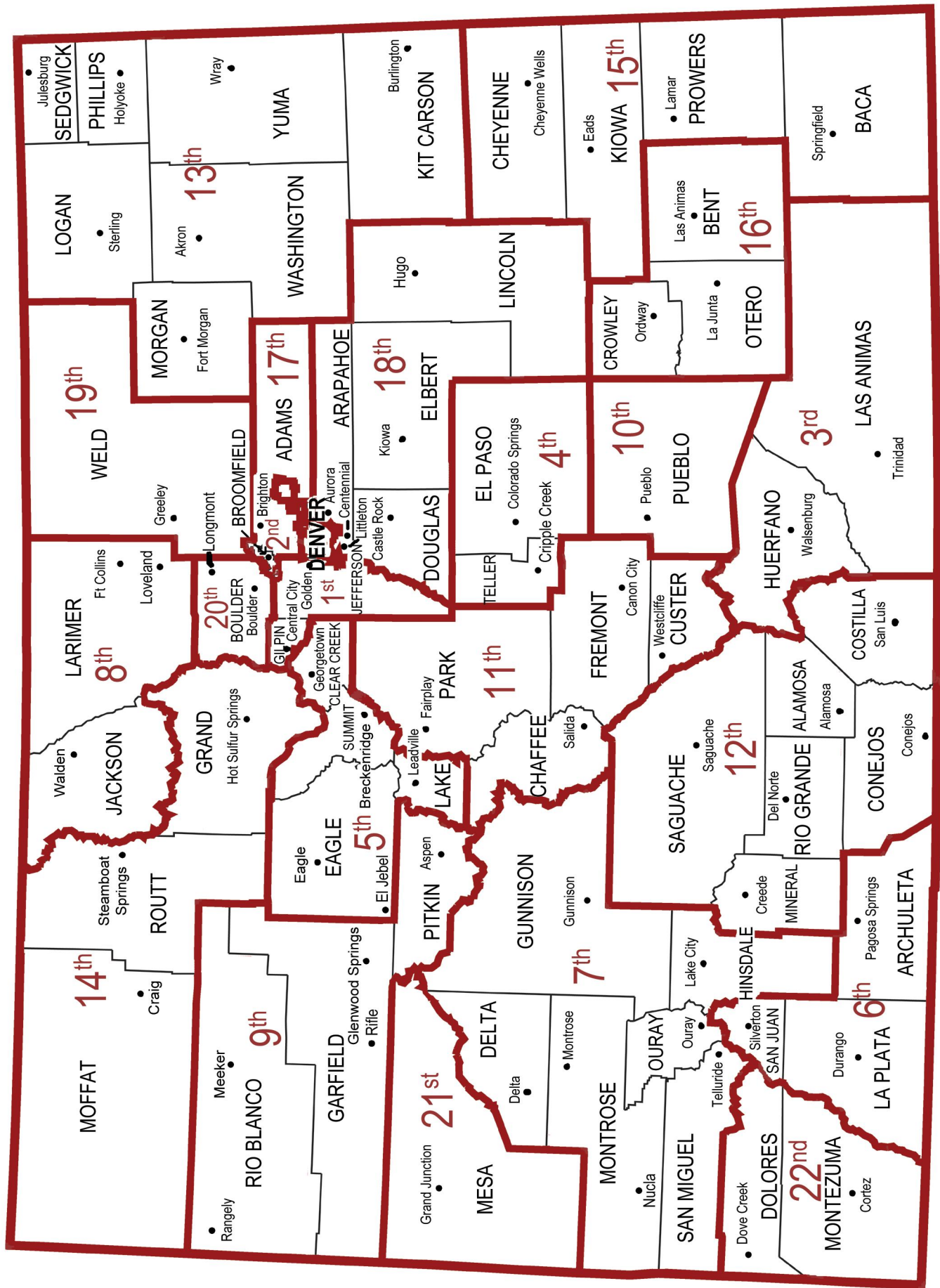
Alcohol and Drug Driving Safety Program:

Table 94	Summary of Colorado DUI Evaluations	210
----------	---	-----

IX. Glossary of Terms

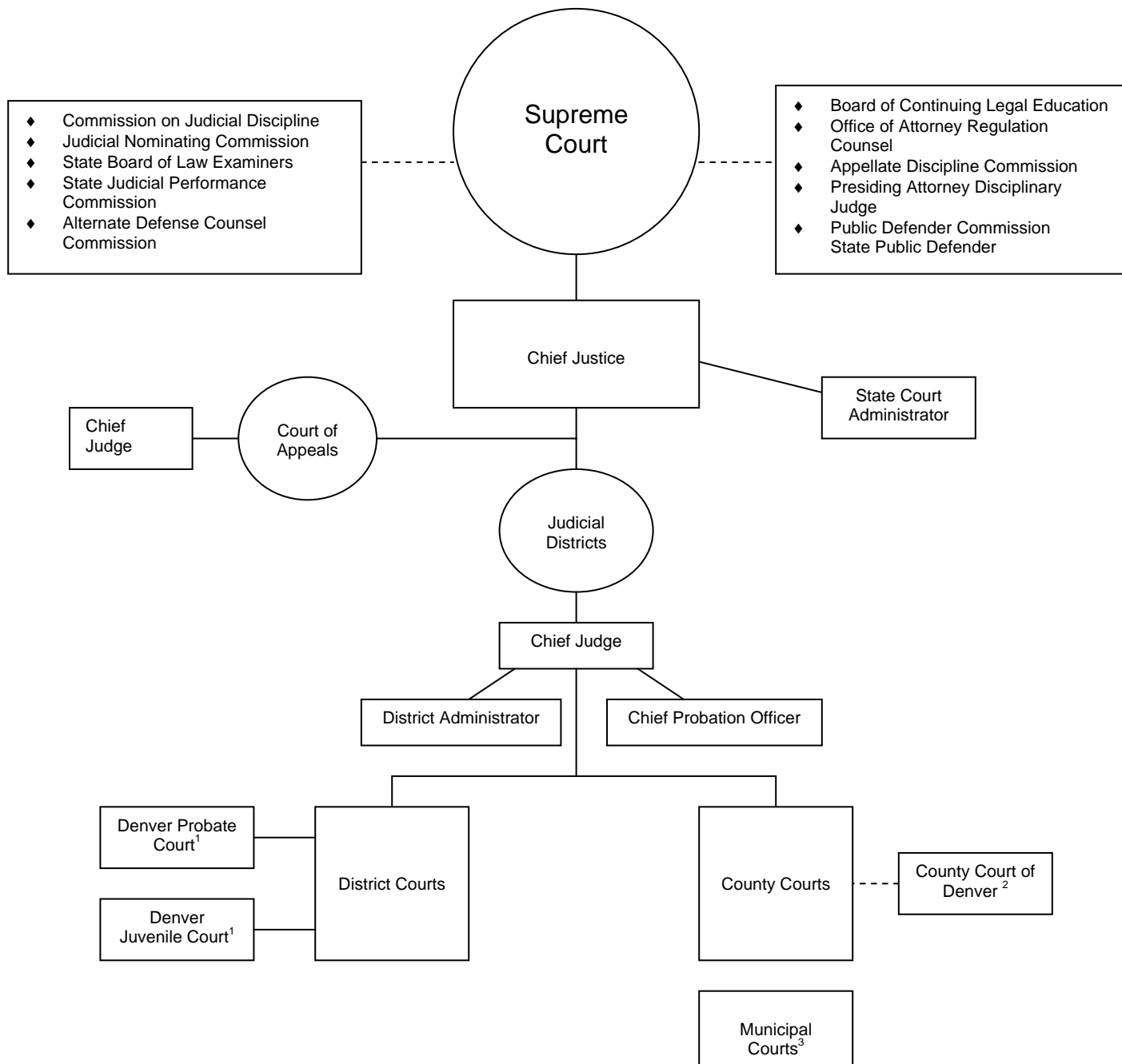
Probation.....	211-212
Supreme Court Glossary of Terms	212-213
Trial Court Glossary of Terms	213-216

Judicial Districts of Colorado



Organization Chart of the Judicial Department

The Colorado court system consists of the Supreme Court, an intermediate Court of Appeals, district courts and county courts. Each county has both a district court and a county court. Special probate and juvenile courts created by the Colorado Constitution exist in the City and County of Denver. Colorado statutes also authorize locally funded municipal courts with jurisdiction limited to municipal ordinance violations.



1 - Exclusive to the City and County of Denver. In the rest of the state, the district court is responsible for juvenile and probate matters.

2 – The Denver County Court functions as a municipal as well as a county court and is separate from the state court system.

3 – Created and maintained by local government but subject to Supreme Court rules and procedures.



An Oath ...

I do solemnly, sincerely, and truly declare and affirm that I will support the Constitution of the United States, and of the State of Colorado, and will faithfully perform the duties of the Office of the Colorado Judgeship upon which I am about to enter.

Section I:
Colorado Supreme Court

SUPREME COURT

SUPREME COURT JUSTICES AND APPOINTMENT DATES

Chief Justice Mary J. Mullarkey: Appointed June 29, 1987,
became Chief Justice: August 3, 1998

Gregory J. Hobbs, Jr.: April 18, 1996

Alex J. Martinez: September 12, 1996

Michael L. Bender: January 2, 1997

Nancy E. Rice: August 5, 1998

Nathan B. Coats: April 24, 2000

Alison Eid: February 15, 2006

Colorado Supreme Court

The Colorado Supreme Court is the state's court of last resort. Its decisions are binding on all County and District Courts, as well as the Court of Appeals.

The Supreme Court is composed of seven justices who serve renewable 10-year terms. The Chief Justice is selected from the membership of the body and serves at the pleasure of a majority of the justices. The Chief Justice also serves as the executive head of the Colorado Judicial Department and is the ex officio chair of the Supreme Court Nominating Commission. The Chief Justice appoints the Chief Judge of the Court of Appeals and the Chief Judge of each of the state's 22 judicial districts, and is vested with the authority to assign judges (active or retired) to perform judicial duties.

Requests to review decisions of the Colorado Court of Appeals constitute a majority of the Supreme Court's filings. The Supreme Court also has direct appellate jurisdiction over cases in which a statute has been held to be unconstitutional, cases involving decisions of the Public Utilities Commission, writs of habeas corpus, cases involving adjudication of water rights, summary proceedings initiated under the Election Code, and prosecutorial appeals concerning search and seizure questions in pending criminal proceedings. All of these appeals are filed directly with the Supreme Court, and, in these cases bypass the Court of Appeals. The Supreme Court also has exclusive jurisdiction to promulgate rules governing practice and procedure in civil and criminal actions.

Colorado's attorneys are licensed and disciplined by the Supreme Court. The court's attorney regulation system, funded by attorney registration fees, regulates the profession. In addition, the court oversees the State Court Administrator, Board of Continuing Legal Education, Board of Law Examiners, Commission on Judicial Discipline, and Unauthorized Practice of Law Committee.

Oral arguments are open to the public and you are welcome to visit the court. The clerk's office can assist you in planning a court visit. For more information, please contact Susan J. Festag, Clerk of the Colorado Supreme Court, at 2 East 14th Ave., Denver, Colo. 80203; or call (303) 861-1111 or (800) 888-0001.

Case announcements, oral argument schedules, rules, Chief Justice Directives, protocols, links to committees and commissions, and general information about the court is available at <http://www.courts.state.co.us/supct/supctindex.htm>.

Table 1

Supreme Court Caseload FY 1978 to FY 2007

Fiscal Year	Cases Pending July 1	Cases Filed	Total Caseload	Cases Terminated(a)	Cases Pending June 30
1977-78	374	854	1,228	893	335
1978-79	350	941	1,291	877	414
1979-80	414	950	1,364	893	471
1980-81	471	966	1,437	979	458
1981-82	458	1,052	1,510	1,006	504
1982-83	504	971	1,475	1,038	437
1983-84	437	1,069	1,506	950	556
1984-85	556	967	1,523	1,011	512
1985-86	512	988	1,500	973	527
1986-87	527	970	1,497	1,036	461
1987-88	461	1,022	1,483	1,001	482
1988-89	482	1,198	1,680	1,215	465
1989-90	465	1,300	1,765	1,261	504
1990-91	504	1,265	1,769	1,326	443
1991-92	443	1,313	1,756	1,286	470
1992-93	470	1,251	1,721	1,261	460
1993-94	460	1,277	1,737	1,290	447
1994-95	447	1,358	1,805	1,316	489
1995-96	489	1,401	1,890	1,368	522
1996-97	522	1,511	2,033	1,432	601
1997-98	601	1,520	2,121	1,561	560
1998-99	560	1,525	2,085	1,609	476
1999-00	476	1,617	2,093	1,563	530
2000-01	530	1,367	1,897	1,425	472
2001-02	472	1,368	1,840	1,415	425
2002-03	425	1,401	1,826	1,441	385
2003-04	385	1,317	1,702	1,319	383
2004-05	383	1,466	1,849	1,451	398
2005-06	398	1,393	1,791	1,400	391
2006-07	391	1,534	1,925	1,450	475

(a) Terminations include cases transferred to the Court of Appeals.

Table 2

**Distribution of Case Filings in the Supreme Court
FY 1988 to FY 2007**

	Fiscal Year	Direct Filings	Transfers		Total Filings
			from Court of Appeals	Reopened Cases	
1987-88	1,006	14	2	1,022	
1988-89	1,182	15	1	1,198	
1989-90	1,284	15	1	1,300	
1990-91	1,260	4	1	1,265	
1991-92	1,292	21	0	1,313	
1992-93	1,235	16	0	1,251	
1993-94	1,270	7	0	1,277	
1994-95	1,356	2	0	1,358	
1995-96	1,389	11	1	1,401	
1996-97	1,507	4	0	1,511	
1997-98	1,517	3	0	1,520	
1998-99	1,521	4	0	1,525	
1999-00	1,613	4	0	1,617	
2000-01	1,363	4	0	1,367	
2001-02	1,361	7	0	1,368	
2002-03	1,393	8	0	1,401	
2003-04	1,310	7	0	1,317	
2004-05	1,463	3	0	1,466	
2005-06	1,387	6	0	1,393	
2006-07	1,530	4	0	1,534	

Table 3

**Distribution by Type of Case Filed in the Supreme Court
FY 2003 to FY 2007**

	02-03	03-04	04-05	05-06	06-07
Criminal Appeals	2	2	2	1	0
Original Proceedings	250	295	297	305	281
Petitions in Certiorari	962	822	936	868	1001
Civil Appeals (a)	19	10	17	13	13
Interlocutories	10	11	11	13	15
Statutory Reviews (b)	18	29	3	18	8
Habeas Corpus	17	14	30	19	23
Bail Reductions	0	0	0	0	0
Non-Adversary Sentence Reviews	1	0	0	0	0
Interrogatories	1	1	0	1	1
Reapportionment	0	0	0	0	0
Reopened Cases	0	0	0	0	0
Rule 21.1	3	0	1	3	2
Judicial Discipline or Disability	0	1	0	1	1
Request for Stay Pending Appeal	0	0	0	0	0
Unauthorized Practice	10	19	14	7	5
Original Proceedings					
In Discipline	23	25	20	17	28
Disability	0	1	0	0	1
Continuing Legal Education	62	64	106	101	122
Multi-District Litigation	23	23	29	26	33
Total	1,401	1,317	1,466	1,393	1,534

(a) Includes P.U.C. decisions, water cases, and constitutional questions

(b) Includes Ballot Title Reviews

Fiscal Year	Disposed of by Written Opinion	Disposed of Without Opinion	Total Dispositions	Transferred to Court of Appeals	Total Terminations
1987-88	244	749	993	8	1,001
1988-89	226	976	1,202	13	1,215
1989-90	237	1,008	1,245	16	1,261
1990-91	227	1,086	1,313	13	1,326
1991-92	216	1,058	1,274	12	1,286
1992-93	181	1,059	1,240	21	1,261
1993-94	192	1,093	1,285	5	1,290
1994-95	233	1,077	1,310	6	1,316
1995-96	193	1,176	1,369	1	1,370
1996-97	214	1,212	1,426	6	1,432
1997-98	187	1,372	1,559	2	1,561
1998-99	196	1,413	1,609	6	1,615
1999-00	111	1,452	1,563	0	1,563
2000-01	128	1,291	1,419	6	1,425
2001-02	121	1,287	1,408	7	1,415
2002-03	85	1,354	1,439	2	1,441
2003-04	89	1,228	1,317	2	1,319
2004-05	93	1,357	1,450	1	1,451
2005-06	78	1,321	1,399	1	1,400
2006-07	86	1,361	1,447	3	1,450

	Number of Opinions Announcing Judgment of the Court	Number of Partial Concurrences and Dissents	Number of Dissents	Number of Special Concurrences	Total Number of Written Opinions
2002-03	84	1	29	6	120
2003-04	78	6	22	4	110
2004-05	89	5	34	6	134
2005-06	78	7	18	8	111
2006-07	83	2	19	12	116

*Since FY2001, attorney discipline opinions are issued by the presiding disciplinary judge.

Table 6 Distribution of Supreme Court Cases at Issue End of FY 2007					
	Original Proceedings	Certiorari	Appeals	Grievances	Total
Cases at issue awaiting oral argument	0	10	0	0	10
Cases at issue awaiting submission of briefs	1	0	2	0	3
Cases orally argued awaiting opinion	2	12	3	0	17
Cases submitted without argument	5	0	2	0	7
Opinions announced awaiting action on rehearing	2	7	5	0	14
Total	10	29	12	0	51

Table 7 Distribution of Supreme Court Cases Not at Issue End of FY 2007	
Pending Cases	Total
Certiorari granted, awaiting briefs on merits	29
Certiorari pending	341
Appeals pending	19
Original proceedings pending	8
Interlocutory appeals pending	3
Grievance matters pending	8
Unauthorized practice pending	3
Judicial discipline pending	0
Total	411



An Oath ...

I do solemnly, sincerely, and truly declare and affirm that I will support the Constitution of the United States, and of the State of Colorado, and will faithfully perform the duties of the Office of the Colorado Judgeship upon which I am about to enter.

Section II:
Colorado Court of Appeals

COURT OF APPEALS

COURT OF APPEALS JUDGES AND APPOINTMENT DATES

Chief Judge Janice B. Davidson: July 15, 1988;
became Chief Judge May 1, 2003

Jose D.L. Marquez: July 15, 1988

Sandra I. Rothenberg: August 14, 1990

Daniel M. Taubman: November 11, 1992

James S. Casebolt: February 12, 1994

Arthur P. Roy: March 4, 1994

JoAnn L. Vogt: December 31, 1997

John D. Dailey: January 7, 2000

John R. Webb: February 1, 2002

Dennis A. Graham: July 1, 2002

Russell Carparelli: February 7, 2003

Alan M. Loeb: July 2, 2003

Robert M. Russel: January 30, 2004

Robert D. Hawthorne: August 12, 2004

Gilbert M. Roman: August 1, 2005

David Furman: January 1, 2006

Diana Terry: July 1, 2006 *

Jerry Jones: July 1, 2006 *

Steve Bernard: July 1, 2006 *

*New position created by HB06-1028

Colorado Court of Appeals

The Colorado Court of Appeals is the state's intermediate appellate court. Nineteen judges, who sit in panels or divisions of three, serve renewable eight-year terms. The court's membership will increase by three judges in FY 2009. The mission of the Court of Appeals is to provide the citizens of Colorado with clear, impartial and timely resolution of appealed orders and judgments as provided by law.

The body was created by statute; accordingly, jurisdiction is limited to areas specified by statute, together with the inherent powers granted to all courts in the state. However, in cases of first impression, or where existing law is not dispositive, the Court of Appeals is a law-making court.

The Court of Appeals is generally the first court to hear appeals of judgments and orders in criminal, juvenile, civil, domestic relations and probate matters. In addition, the Court of Appeals has specific appellate jurisdiction over decisions originating from a number of state administrative boards and agencies, including the Industrial Claim Appeals Office. Its determination of an appeal is final unless the Colorado Supreme Court agrees to hear the matter.

Oral arguments are open to the public and you are always welcome to visit the court. For more information pertaining to the Colorado Court of Appeals, or to observe oral arguments, contact the Clerk of the Court at (303) 837- 3785 or (800) 888-0001, ext. 785. The Court of Appeals is located in the Colorado Judicial Building at Two East 14th Ave., Denver, Colorado 80203.

General information about the court and links to published opinions, oral argument schedules, rules, forms and policies are available on-line at <http://www.courts.state.co.us/coa/coaindex.htm>.

Table 8

Caseload of Court of Appeals for FY 1973 through FY 2007				
Fiscal Year	Cases Pending July 1	Cases Filed	Cases Terminated	Cases Pending June 30
1972-73	355	468	467	356
1973-74	356	444	441	359
1974-75	359	858	625	592
1975-76	592	915	833	674
1976-77	674	1,128	918	884
1977-78	884	1,119	1,000	1,003
1978-79	1,003	1,214	1,119	1,098
1979-80	1,098	1,207	1,164	1,141
1980-81	1,139	1,285	1,213	1,211
1981-82	1,211	1,512	1,320	1,403
1982-83	1,403	1,453	1,381	1,475
1983-84	1,475	1,580	1,411	1,644
1984-85	1,644	1,631	1,396	1,879
1985-86	1,879	1,917	1,630	2,166
1986-87	2,166	1,930	1,602	2,494
1987-88	2,494	1,946	2,034	2,406
1988-89	2,406	2,012	2,193	2,225
1989-90	2,225	2,270	2,144	2,351
1990-91	2,351	2,147	2,192	2,306
1991-92	2,306	2,201	2,335	2,172
1992-93	2,172	2,109	2,269	2,012
1993-94	2,012	2,287	2,192	2,107
1994-95	2,107	2,179	2,156	2,130
1995-96	2,130	2,289	2,318	2,101
1996-97	2,101	2,245	2,274	2,072
1997-98	2,072	2,410	2,231	2,251
1998-99	2,251	2,647	2,458	2,440
1999-00*	2,440	2,502	2,599	2,343
2000-01	2,343	2,335	2,414	2,264
2001-02	2,264	2,673	2,463	2,474
2002-03*	2,474	2,589	2,510	2,553
2003-04*	2,553	2,558	2,511	2,600
2004-05*	2,600	2,766	2,542	2,824
2005-06	2,824	2,748	2,622	2,950
2006-07	2,950	2,548	2,810	2,688

*Terminated and pending case totals for FY 2000, and 2003-2005 have been amended to reflect a manual count of open cases.

Table 9

***Distribution of Case Filings and Percent Change
for FY 2006 and FY 2007***

Case Filings	FY 2006	FY 2007	% Change
Criminal	1,268	1,123	-11.4%
Civil	1,071	1,010	-5.7%
ICAO (1)	243	230	-5.3%
Other (juvenile, agency)	166	185	11.4%
Total	2,748	2,548	-7.3%

(1) Industrial Claims Appeals Office

Table 10

***Distribution of Case Terminations and Percent Change
for FY 2006 and FY 2007***

Case Terminations	FY 2006	FY 2007	% Change
Published Opinions	243	273	12.3%
Unpublished Opinions	1,377	1,649	19.8%
Dismissed	999	880	-11.9%
Transferred to Supreme Court	3	8	166.7%
Total	2,622	2,810	7.2%



An Oath ...

I do solemnly, sincerely, and truly declare and affirm that I will support the Constitution of the United States, and of the State of Colorado, and will faithfully perform the duties of the Office of the Colorado Judgeship upon which I am about to enter.

Section III:
District Court

DISTRICT COURT JUDGES

FIRST JUDICIAL DISTRICT

R. Brooke Jackson, Chief Judge
Randall C. Arp *
Jack W. Berryhill
Brian Boatright
Margie L. Enquist
Dennis Hall (2)
M.J. Menendez (1)
Christopher J. Munch
Stephen M. Munsinger
Lily Oeffler
Tamara Russell
Jane A. Tidball

SECOND JUDICIAL DISTRICT

Larry J. Naves, Chief Judge
Martin F. Egelhoff
Shelley I. Gilman
Christina M. Habas
Norman D. Haglund (3)
Morris B. Hoffman
William W. Hood (4)
Robert S. Hyatt
Catherine A. Lemon
John W. Madden, IV
Anne Mansfield
Michael A. Martinez
Robert L. McGahey, Jr.
R. Michael Mullins
J. Stephen Phillips
Sheila A. Rappaport
Gloria A. Rivera
William D. Robbins
Herbert L. Stern, III
Brian Whitney (5)

DENVER JUVENILE COURT

Karen Ashby, Presiding Judge
Dana U. Wakefield
Orrelle R. Weeks

DENVER PROBATE COURT

C. Jean Stewart, Presiding Judge

THIRD JUDICIAL DISTRICT

Claude W. Appel, Chief Judge
Leslie J. Gerbracht (6)

FOURTH JUDICIAL DISTRICT

Gilbert A. Martinez, Chief Judge
Rebecca S. Bromley
Theresa M. Cisneros
Edward S. Colt
Ronald G. Crowder *
Jan DuBois
David A. Gilbert
Thomas K. Kane
James P. Kelly
Thomas L. Kennedy
Robert L. Lowrey
G. David Miller
Steven T. Pelican
David Prince
Kirk S. Samelson
Larry E. Schwartz
David L. Shakes
Timothy Simmons
Gregory R. Werner *

FIFTH JUDICIAL DISTRICT

W. Terry Ruckriegle, Chief Judge
Frederick W. Gannett *
Russell H. Granger
David R. Lass
Robert T. Moorhead

SIXTH JUDICIAL DISTRICT

Gregory G. Lyman, Chief Judge
David L. Dickinson
Jeffrey R. Wilson

SEVENTH JUDICIAL DISTRICT

J. Steven Patrick, Chief Judge
Charles R. Greenacre
Jeff B. Herron (7)
James W. Schum

EIGHTH JUDICIAL DISTRICT

James H. Hiatt, Chief Judge
Jolene C. Blair
Terence Gilmore
Daniel J. Kaup
John D. Williams

NINTH JUDICIAL DISTRICT

James B. Boyd, Chief Judge
Denise K. Lynch (8)
Daniel B. Petre

TENTH JUDICIAL DISTRICT

C. Dennis Maes, Chief Judge
David A. Cole
David W. Crockenberg
Jill S. Mattoon (9)
Victor I. Reyes
Rosalie Vigna

ELEVENTH JUDICIAL DISTRICT

Charles M. Barton, Chief Judge
Julie G. Marshall
David M. Thorson

TWELFTH JUDICIAL DISTRICT

O. John Kuenhold, Chief Judge
Pattie Swift

THIRTEENTH JUDICIAL DISTRICT

John Curtis Penny Jr., Chief Judge (10)
Kevin Hoyer
Michael K. Singer
Douglas R. Vannoy

FOURTEENTH JUDICIAL DISTRICT

Michael A. O'Hara III, Chief Judge
Shelley A. Hill (11)

FIFTEENTH JUDICIAL DISTRICT

Stanley A. Brinkley, Chief Judge
P. Douglas Tallman

SIXTEENTH JUDICIAL DISTRICT

M. Jon Kolomitz, Chief Judge
Michael A. Schiferl

SEVENTEENTH JUDICIAL DISTRICT

Harlan R. Bockman, Chief Judge
C. Scott Crabtree
Katherine R. Delgado
Thomas R. Ensor
Chris Melonakis
Edward Moss
C. Vincent Phelps, Jr.
John E. Popovich, Jr.
Francis C. Wasserman
Mark D. Warner

EIGHTEENTH JUDICIAL DISTRICT

William B. Sylvester, Chief Judge
Marilyn Leonard Antrim
Angela R. Arkin
Timothy L. Fasing
J. Mark Hannen
Jeffrey K. Holmes
Nancy A. Hopf
Paul A. King
Cheryl L. Post
Charles M. Pratt *
Gerald J. Rafferty
Juanita Rice
Robert H. Russell, II
Carlos Armando Samour Jr.,
(12)
Michael Spear
Valeria Spencer *
John Wheeler (13)
Vincent R. White

NINETEENTH JUDICIAL DISTRICT

Roger A. Klein, Chief Judge
Gilbert A. Gutierrez
James F. Hartmann
Marcelo A. Kopcow *
J. Robert Lowenbach
Daniel S. Maus

TWENTIETH JUDICIAL DISTRICT

Roxanne Bailin, Chief Judge
Maria Berkenkotter *
Carol Glowinsky
James C. Klein *
Dolores (D.D.) Mallard
Lael E. Montgomery
Morris W. Sandstead, Jr.
Mary Gwyneth Whalen (14)

TWENTY-FIRST JUDICIAL DISTRICT

David A. Bottger, Chief Judge
Brian J. Flynn
Dick Gurley (15)

TWENTY-SECOND JUDICIAL DISTRICT

Sharon L. Hansen, Chief Judge

- (1) Replaced Hon. Leland P. Anderson
- (2) Replaced Hon. Peter A. Weir
- (3) Replaced Hon. Lawrence Manzanares
- (4) Replaced Hon. John N. McMullen
- (5) Replaced Hon. Joseph E. Meyer III
- (6) Replaced Hon. George A. Newman
- (7) Replaced Hon. Dennis P. Fredrich
- (8) Replaced Hon. T. Peter Craven
- (9) Replaced Hon. Scott B. Epstein
- (10) Replaced Hon. Steven E. Shinn
- (11) Replaced Hon. Paul R. McLimans
- (12) Replaced Hon. John P. Leopold
- (13) Replaced Hon. Thomas J. Curry
- (14) Replaced Hon. Daniel C. Hale
- (15) Replaced Hon. Amanda Bailey

* New position authorized by HB01-1075

District Court

Colorado is sectioned into 22 Judicial Districts encompassing all 64 counties. Across the state, district boundaries are aligned with county lines – some districts include just one county, while others include as many as seven. Each district has at least one district court location. The Supreme Court Chief Justice appoints a Chief Judge for each district to serve as the Chief Judicial Officer. In addition, each district has at least one other district court judge who may preside in more than one district court within that judicial district, particularly in rural areas of the state. There were 144 district judges during FY 2007, including an additional 6 judges which were allocated by the state Legislature beginning July 1, 2006.

District judges preside over felony criminal matters, civil claims in any amount, juvenile matters (including adoption, dependency and neglect matters, juvenile delinquency, and paternity actions), probate, mental health, divorce proceedings, and water cases. Additionally, district judges preside over jury trials, handle appeals from Colorado's municipal and county courts, and review decisions of administrative boards and agencies. District decisions may be appealed to the Colorado Court of Appeals and/or to the Colorado Supreme Court.

In Fiscal Year 2007 there were 189,235 case filings at the district court level (excluding water cases). Colorado's district courts were able to terminate 188,968 cases during that same 12-month period. During the past 10 years, district court filings have increased 14.1 percent, rising from 165,839 cases to the current level of filings, with the greatest area of increase occurring in civil filings.

Information specific to each of the 22 Judicial Districts, including contact information, is available at <http://www.courts.state.co.us/district/districts.htm>.

**District Case Filings -- Proportion of Cases by Class
Ten Year Comparison**

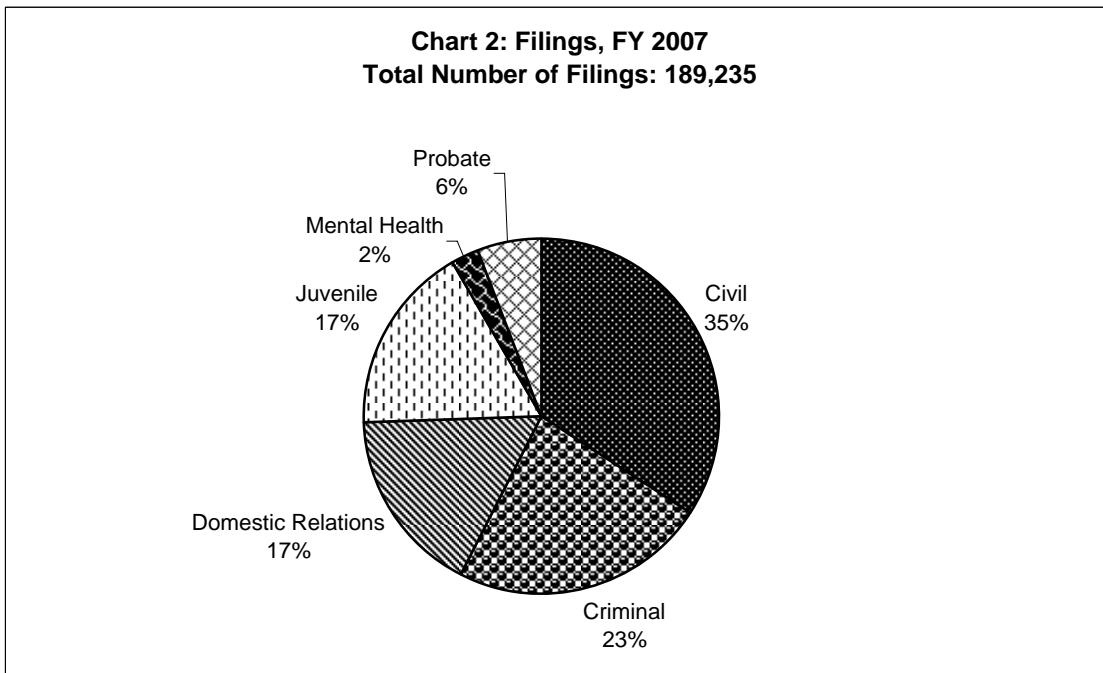
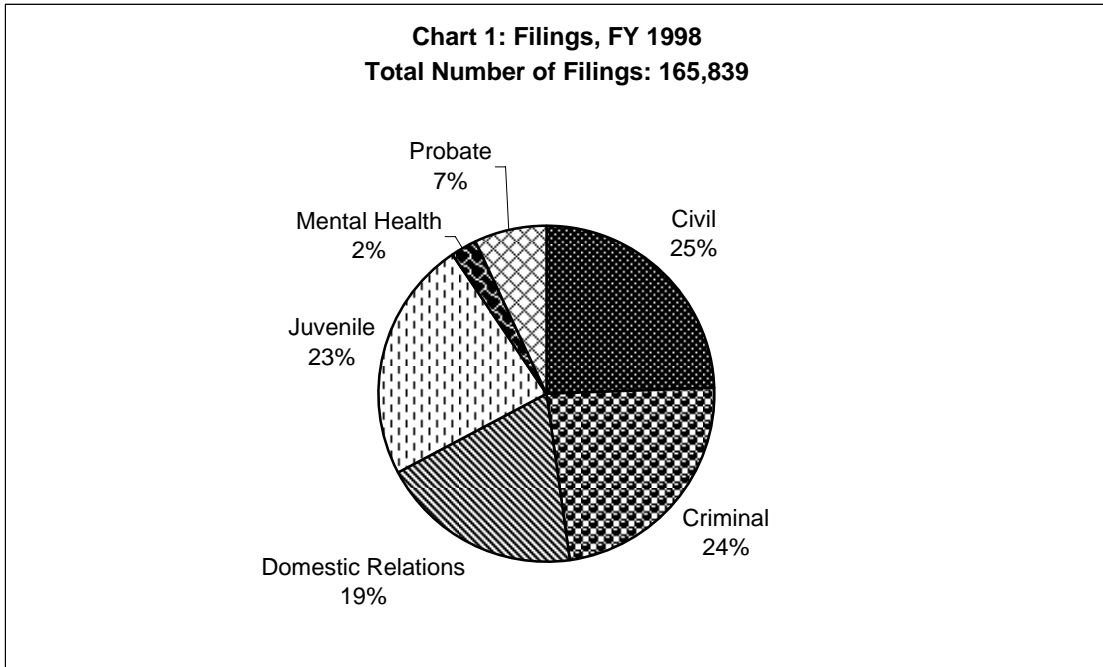


Table 11: District Court Filings, Terminations, and Percent Change: FY 2006, FY 2007

Filings Compared to Previous Year			
Case Class	FY06	FY07	Percent Change
Civil	60,546	64,603	6.70%
Criminal	46,501	44,245	-4.85%
Domestic Relations	32,481	32,230	-0.77%
Juvenile	33,709	32,500	-3.59%
Mental Health	4,653	4,459	-4.17%
Probate	11,525	11,198	-2.84%
Total	189,415	189,235	-0.10%

Terminations Compared to Previous Year			
Case Class	FY06	FY07	Percent Change
Civil	59,146	65,029	9.95%
Criminal	46,127	45,200	-2.01%
Domestic Relations	32,316	31,933	-1.19%
Juvenile	32,960	30,993	-5.97%
Mental Health	4,679	4,626	-1.13%
Probate	11,164	11,187	0.21%
Total	186,392	188,968	1.38%

Table 12: District Court Caseload FY 1998 to FY 2007

Case Class	FY98	FY99	FY00	FY01	FY02	FY03	FY04	FY05	FY06	FY07
CIVIL										
New Cases Filed	40,389	38,848	39,161	37,235	41,349	43,976	51,846	55,465	60,546	64,603
Cases Terminated	43,442	37,969	38,783	36,817	41,277	43,000	50,777	54,912	59,146	65,029
CRIMINAL										
New Cases Filed	38,815	37,538	35,770	36,860	39,147	41,257	42,427	45,405	46,501	44,245
Cases Terminated	36,455	38,880	36,037	35,071	37,621	39,725	40,588	42,569	46,127	45,200
DOMESTIC RELATIONS										
New Cases Filed	32,179	31,885	32,318	31,068	32,166	31,771	30,826	31,064	32,481	32,230
Cases Terminated	35,030	38,934	33,146	31,468	33,719	32,282	31,510	31,197	32,316	31,933
JUVENILE										
New Cases Filed	38,905	37,214	36,601	34,481	35,691	36,362	36,078	34,851	33,709	32,500
Cases Terminated	37,062	35,616	40,434	35,910	35,409	35,902	35,561	33,546	32,960	30,993
MENTAL HEALTH										
New Cases Filed	4,139	4,142	4,141	4,216	4,229	4,330	4,528	5,021	4,653	4,459
Cases Terminated	3,804	4,149	4,544	4,290	4,194	4,405	4,308	4,782	4,679	4,626
PROBATE										
New Cases Filed	11,412	11,714	11,605	11,360	11,655	11,762	11,653	11,706	11,525	11,198
Cases Terminated	9,742	9,888	18,618	11,577	13,675	11,946	13,562	12,989	11,164	11,187
TOTAL										
New Cases Filed	165,839	161,341	159,596	155,220	164,237	169,458	177,358	183,512	189,415	189,235
Cases Terminated	165,535	165,436	171,562	155,133	165,895	167,260	176,306	179,995	186,392	188,968

Table 13: District Court Filings, Terminations, and Percent Change: FY 2006, FY 2007

District	Filings			Terminations		
	FY06	FY07	Percent Change	FY06	FY07	Percent Change
1	18,538	18,427	-0.60%	17,871	18,904	5.78%
2	22,391	22,295	-0.43%	21,710	22,791	4.98%
2nd Juvenile	4,679	4,663	-0.34%	4,369	4,374	0.11%
2nd Probate	2,905	2,845	-2.07%	2,890	3,307	14.43%
3	1,375	1,145	-16.73%	1,469	1,171	-20.29%
4	23,802	23,824	0.09%	23,210	23,834	2.69%
5	3,358	3,332	-0.77%	3,387	3,283	-3.07%
6	2,213	2,170	-1.94%	2,161	2,144	-0.79%
7	3,322	3,408	2.59%	3,688	3,222	-12.64%
8	9,326	9,268	-0.62%	9,145	9,559	4.53%
9	2,786	2,601	-6.64%	2,714	2,514	-7.37%
10	8,130	7,983	-1.81%	7,886	7,873	-0.16%
11	3,726	3,567	-4.27%	3,883	3,558	-8.37%
12	2,468	2,218	-10.13%	2,498	2,184	-12.57%
13	3,305	3,109	-5.93%	3,329	3,298	-0.93%
14	2,112	1,954	-7.48%	2,179	1,910	-12.35%
15	791	790	-0.13%	766	762	-0.52%
16	1,414	1,334	-5.66%	1,430	1,389	-2.87%
17	18,250	18,826	3.16%	17,697	18,073	2.12%
18	27,885	28,712	2.97%	27,868	28,511	2.31%
19	9,632	10,614	10.20%	9,634	10,169	5.55%
20	9,618	8,930	-7.15%	9,436	8,806	-6.68%
21	6,263	6,208	-0.88%	6,151	6,334	2.98%
22	1,126	1,012	-10.12%	1,021	998	-2.25%
State Total(a)	189,415	189,235	-0.10%	186,392	188,968	1.38%

(a) Totals do not include Water Court.

Table 14: District Court Filings and Terminations, FY 2007

District	Court Location	Criminal		Civil		Domestic Relations		Juvenile	
		Filings	Term.	Filings	Term.	Filings	Term.	Filings	Term.
1	Gilpin	78	105	105	149	20	34	20	33
	Jefferson	3,893	4,365	5,850	5,889	3,381	3,197	3,426	3,435
	Total	3,971	4,470	5,955	6,038	3,401	3,231	3,446	3,468
2	Denver	5,904	6,282	12,601	12,737	3,790	3,772	n/a	n/a
	Denver Juvenile	n/a	n/a	n/a	n/a	n/a	n/a	4,663	4,374
	Denver Probate	n/a	n/a	n/a	n/a	n/a	n/a	n/a	n/a
	Total	5,904	6,282	12,601	12,737	3,790	3,772	4,663	4,374
3	Huerfano	139	131	111	111	57	62	90	79
	Las Animas	207	201	148	173	132	134	183	202
	Total	346	332	259	284	189	196	273	281
4	El Paso	6,002	5,710	6,589	7,114	4,646	4,816	3,982	3,706
	Teller	216	213	388	370	123	122	135	154
	Total	6,218	5,923	6,977	7,484	4,769	4,938	4,117	3,860
5	Clear Creek	160	165	149	159	55	46	86	83
	Eagle	428	417	593	604	245	217	153	143
	Lake	158	117	55	56	63	70	56	65
	Summit	404	434	311	272	145	167	86	86
	Total	1,150	1,133	1,108	1,091	508	500	381	377
6	Archuleta	110	120	162	152	89	72	64	62
	La Plata	689	688	301	298	319	315	171	164
	San Juan	4	4	8	9	4	2	3	3
	Total	803	812	471	459	412	389	238	229
7	Delta	230	263	217	222	296	269	187	158
	Gunnison	129	124	124	118	76	88	67	61
	Hinsdale	9	15	4	8	3	6	4	3
	Montrose	439	391	290	272	380	338	306	283
	Ouray	26	24	36	26	25	11	9	3
	San Miguel	117	114	81	89	47	49	10	11
	Total	950	931	752	735	827	761	583	519
8	Jackson	6	6	13	7	3	8	7	6
	Larimer	1,944	2,101	2,773	2,904	1,777	1,720	1,930	1,969
	Total	1,950	2,107	2,786	2,911	1,780	1,728	1,937	1,975
9	Garfield	727	668	349	354	436	383	263	273
	Pitkin	81	91	200	216	94	91	40	35
	Rio Blanco	87	100	27	34	55	53	19	21
	Total	895	859	576	604	585	527	322	329
10	Pueblo	2,177	2,254	2,253	2,204	1,208	1,240	1,572	1,511
11	Chaffee	155	160	151	124	117	109	91	76
	Custer	18	21	40	43	17	22	16	17
	Fremont	522	538	551	528	353	353	622	643
	Park	109	101	316	312	87	103	82	70
	Total	804	820	1,058	1,007	574	587	811	806

Table 14: District Court Filings and Terminations, FY 2007

District	Court Location	Mental Health		Probate		Total	
		Filings	Term.	Filings	Term.	Filings	Term
1	Gilpin	1	0	12	4	236	325
	Jefferson	413	509	1,228	1,184	18,191	18,579
	Total	414	509	1,240	1,188	18,427	18,904
2	Denver	n/a	n/a	n/a	n/a	22,295	22,791
	Denver Juvenile	n/a	n/a	n/a	n/a	4,663	4,374
	Denver Probate	1,006	990	1,839	2,317	2,845	3,307
	Total	1,006	990	1,839	2,317	29,803	30,472
3	Huerfano	4	2	31	31	432	416
	Las Animas	7	7	36	38	713	755
	Total	11	9	67	69	1,145	1,171
4	El Paso	463	461	1,229	1,117	22,911	22,924
	Teller	3	2	48	49	913	910
	Total	466	463	1,277	1,166	23,824	23,834
5	Clear Creek	2	2	23	22	475	477
	Eagle	3	2	85	82	1,507	1,465
	Lake	2	1	16	17	350	326
	Summit	6	8	48	48	1,000	1,015
	Total	13	13	172	169	3,332	3,283
6	Archuleta	6	6	47	53	478	465
	La Plata	65	66	123	126	1,668	1,657
	San Juan	0	0	5	4	24	22
	Total	71	72	175	183	2,170	2,144
7	Delta	4	5	105	91	1,039	1,008
	Gunnison	3	3	30	29	429	423
	Hinsdale	1	1	4	7	25	40
	Montrose	3	2	116	119	1,534	1,405
	Ouray	0	0	18	9	114	73
	San Miguel	1	1	11	9	267	273
	Total	12	12	284	264	3,408	3,222
8	Jackson	0	0	9	3	38	30
	Larimer	319	334	487	501	9,230	9,529
	Total	319	334	496	504	9,268	9,559
9	Garfield	15	15	118	109	1,908	1,802
	Pitkin	0	0	52	28	467	461
	Rio Blanco	0	1	38	42	226	251
	Total	15	16	208	179	2,601	2,514
10	Pueblo	327	342	446	322	7,983	7,873
11	Chaffee	3	3	54	57	571	529
	Custer	1	1	17	16	109	120
	Fremont	30	32	154	160	2,232	2,254
	Park	6	7	55	62	655	655
	Total	40	43	280	295	3,567	3,558

Table 14: District Court Filings and Terminations, FY 2007

District	Court Location	Criminal		Civil		Domestic Relations		Juvenile	
		Filings	Term.	Filings	Term.	Filings	Term.	Filings	Term.
12	Alamosa	311	263	124	124	179	203	263	260
	Conejos	59	71	45	54	40	50	42	39
	Costilla	40	42	47	53	11	16	29	32
	Mineral	4	7	8	9	3	4	6	3
	Rio Grande	200	180	86	86	97	108	190	177
	Saguache	40	44	80	132	39	40	26	21
	Total	654	607	390	458	369	421	556	532
13	Kit Carson	84	91	69	76	48	55	31	27
	Logan	260	290	196	204	152	151	185	177
	Morgan	348	440	270	243	214	220	235	232
	Phillips	15	23	37	38	33	38	16	11
	Sedgwick	18	19	16	13	6	9	13	12
	Washington	47	54	47	47	28	33	35	38
	Yuma	70	105	71	79	49	50	71	56
	Total	842	1,022	706	700	530	556	586	553
14	Grand	217	224	250	241	101	96	51	45
	Moffat	225	181	95	96	125	115	105	95
	Routt	212	236	209	205	153	161	50	64
	Total	654	641	554	542	379	372	206	204
15	Baca	24	30	36	25	20	32	23	17
	Cheyenne	12	9	17	14	7	6	12	8
	Kiowa	8	12	12	12	3	6	7	6
	Prowers	138	131	105	102	99	102	139	128
	Total	182	182	170	153	129	146	181	159
16	Bent	41	75	65	64	48	45	57	59
	Crowley	38	34	88	84	25	32	41	48
	Otero	210	221	196	196	179	165	212	241
	Total	289	330	349	344	252	242	310	348
17	Adams	3,944	3,762	7,510	7,356	2,654	2,629	2,366	2,020
	Broomfield	346	332	521	502	299	300	240	250
	Total	4,290	4,094	8,031	7,858	2,953	2,929	2,606	2,270
18	Arapahoe	3,662	3,840	9,046	9,066	3,477	3,374	2,951	2,825
	Douglas	925	955	2,948	2,838	1,549	1,460	1,147	1,147
	Elbert	76	66	348	319	111	119	101	85
	Lincoln	83	76	61	61	43	40	52	57
	Total	4,746	4,937	12,403	12,284	5,180	4,993	4,251	4,114
19	Weld	2,714	2,866	3,543	3,455	1,463	1,402	2,348	1,939
20	Boulder	2,233	2,126	2,578	2,625	1,504	1,510	1,670	1,619
21	Mesa	2,152	2,146	908	887	1,215	1,295	1,250	1,314
22	Dolores	12	13	16	16	13	8	10	9
	Montezuma	309	313	159	153	200	190	183	203
	Total	321	326	175	169	213	198	193	212
State Total		44,245	45,200	64,603	65,029	32,230	31,933	32,500	30,993

Table 14: District Court Filings and Terminations, FY 2007

District	Court Location	Mental Health		Probate		Total	
		Filings	Term.	Filings	Term.	Filings	Term
12	Alamosa	9	6	37	20	923	876
	Conejos	1	1	39	27	226	242
	Costilla	2	1	85	68	214	212
	Mineral	0	0	9	6	30	29
	Rio Grande	0	0	43	18	616	569
	Saguache	1	0	23	19	209	256
	Total		13	8	236	158	2,218
13	Kit Carson	17	19	36	39	285	307
	Logan	69	60	64	69	926	951
	Morgan	43	40	85	81	1,195	1,256
	Phillips	7	16	16	15	124	141
	Sedgwick	4	4	13	13	70	70
	Washington	3	3	33	43	193	218
	Yuma	6	7	49	58	316	355
	Total		149	149	296	318	3,109
14	Grand	1	1	39	38	659	645
	Moffat	2	1	55	53	607	541
	Routt	3	3	61	55	688	724
	Total		6	5	155	146	1,954
15	Baca	3	2	31	29	137	135
	Cheyenne	2	4	13	8	63	49
	Kiowa	0	0	21	22	51	58
	Prowers	7	6	51	51	539	520
	Total		12	12	116	110	790
16	Bent	4	4	28	25	243	272
	Crowley	0	0	15	16	207	214
	Otero	12	13	75	67	884	903
	Total		16	17	118	108	1,334
17	Adams	278	263	577	568	17,329	16,598
	Broomfield	21	24	70	67	1,497	1,475
	Total		299	287	647	635	18,826
18	Arapahoe	494	591	1,205	1,177	20,835	20,873
	Douglas	85	83	278	260	6,932	6,743
	Elbert	7	7	30	32	673	628
	Lincoln	5	3	28	30	272	267
	Total		591	684	1,541	1,499	28,712
19	Weld	119	100	427	407	10,614	10,169
20	Boulder	293	290	652	636	8,930	8,806
21	Mesa	255	260	428	432	6,208	6,334
22	Dolores	0	0	13	11	64	57
	Montezuma	12	11	85	71	948	941
	Total		12	11	98	82	1,012
State Total		4,459	4,626	11,198	11,187	189,235	188,968

Table 15a: Court and Jury Trials for District Court, FY 2007

District	Court Location	Criminal		Civil		Juvenile		Total	
		Court Trials	Jury Trials	Court Trials	Jury Trials	Court Trials	Jury Trials	Court Trials	Jury Trials
1	Gilpin	0	2	0	0	0	0	0	2
	Jefferson	5	115	34	32	16	5	55	152
	Total	5	117	34	32	16	5	55	154
2	Denver	3	193	43	59	0	0	46	252
	Denver Juvenile	0	0	0	0	80	10	80	10
	Total	3	193	43	59	80	10	126	262
3	Huerfano	1	1	2	0	1	0	4	1
	Las Animas	0	1	1	1	0	0	1	2
	Total	1	2	3	1	1	0	5	3
4	El Paso	3	86	18	33	12	0	33	119
	Teller	1	4	1	1	3	0	5	5
	Total	4	90	19	34	15	0	38	124
5	Clear Creek	0	4	1	0	0	0	1	4
	Eagle	0	7	15	1	2	1	17	9
	Lake	0	0	0	0	0	0	0	0
	Summit	0	2	1	1	1	0	2	3
	Total	0	13	17	2	3	1	20	16
6	Archuleta	0	1	5	2	2	0	7	3
	La Plata	0	11	1	3	0	0	1	14
	San Juan	0	0	0	0	0	0	0	0
	Total	0	12	6	5	2	0	8	17
7	Delta	0	3	1	0	1	0	2	3
	Gunnison	0	0	0	0	0	0	0	0
	Hinsdale	0	0	0	0	0	0	0	0
	Montrose	0	0	2	1	0	0	2	1
	Ouray	0	0	3	0	0	0	3	0
	San Miguel	0	0	3	3	0	0	3	3
	Total	0	3	9	4	1	0	10	7
8	Jackson	0	0	0	0	0	0	0	0
	Larimer	1	20	11	9	1	2	13	31
	Total	1	20	11	9	1	2	13	31
9	Garfield	2	10	1	2	0	0	3	12
	Pitkin	0	3	0	4	0	0	0	7
	Rio Blanco	0	1	1	0	0	0	1	1
	Total	2	14	2	6	0	0	4	20
10	Pueblo	0	34	10	5	2	0	12	39
11	Chaffee	0	7	2	2	0	0	2	9
	Custer	0	2	0	0	1	0	1	2
	Fremont	1	20	3	1	1	0	5	21
	Park	0	1	1	0	2	0	3	1
	Total	1	30	6	3	4	0	11	33

Table 15a: Court and Jury Trials for District Court, FY 2007

District	Court Location	Criminal		Civil		Juvenile		Total	
		Court Trials	Jury Trials	Court Trials	Jury Trials	Court Trials	Jury Trials	Court Trials	Jury Trials
12	Alamosa	0	2	0	1	0	0	0	3
	Conejos	0	1	2	0	1	0	3	1
	Costilla	0	3	2	0	2	0	4	3
	Mineral	0	0	0	0	0	0	0	0
	Rio Grande	0	0	0	0	0	0	0	0
	Saguache	0	0	0	0	1	0	1	0
	<i>Total</i>	0	6	4	1	4	0	8	7
13	Kit Carson	0	0	2	0	0	0	2	0
	Logan	0	12	2	0	0	1	2	13
	Morgan	0	7	0	1	4	2	4	10
	Phillips	0	0	0	0	0	0	0	0
	Sedgwick	0	1	1	0	0	0	1	1
	Washington	0	3	0	0	1	1	1	4
	Yuma	0	2	1	0	1	0	2	2
<i>Total</i>	0	25	6	1	6	4	12	30	
14	Grand	0	3	5	1	0	1	5	5
	Moffat	0	8	2	1	3	1	5	10
	Routt	0	5	2	2	3	0	5	7
	<i>Total</i>	0	16	9	4	6	2	15	22
15	Baca	0	0	1	0	0	0	1	0
	Cheyenne	0	0	0	0	0	0	0	0
	Kiowa	0	0	0	0	0	0	0	0
	Prowers	0	0	0	0	1	1	1	1
	<i>Total</i>	0	0	1	0	1	1	2	1
16	Bent	0	3	0	0	0	0	0	3
	Crowley	0	0	0	0	0	0	0	0
	Otero	0	4	0	0	3	1	3	5
	<i>Total</i>	0	7	0	0	3	1	3	8
17	Adams	0	71	15	13	40	3	55	87
	Broomfield	1	3	2	2	0	1	3	6
	<i>Total</i>	1	74	17	15	40	4	58	93
18	Arapahoe	1	89	14	26	23	3	38	118
	Douglas	1	22	10	8	2	0	13	30
	Elbert	0	3	1	1	0	0	1	4
	Lincoln	0	4	0	0	2	0	2	4
	<i>Total</i>	2	118	25	35	27	3	54	156
19	Weld	0	45	19	15	49	5	68	65
20	Boulder	0	31	6	20	1	1	7	52
21	Mesa	2	58	6	2	16	1	24	61
22	Dolores	0	0	0	0	0	0	0	0
	Montezuma	0	7	0	1	0	0	0	8
	<i>Total</i>	0	7	0	1	0	0	0	8
<i>State Total</i>		22	915	253	254	278	40	553	1,209

Data for Table 15 in probate (PR) and mental health (MH) cases was not included in the FY 2007 Annual Statistical Report while the Judicial Department refines data reporting in these areas. Beginning with the FY 2008 Annual Report, hearing data will be reported for PR and MH cases.

Table 15b: Domestic Relations Hearings, FY 2007

District	Court Location	Permanent Orders Hearings	Legal Separation Hearings	Invalidity of Marriage Hearings	Total
1	Gilpin	0	0	0	0
	Jefferson	1,487	27	28	1,542
	<i>Total</i>	1,487	27	28	1,542
2	Denver	745	13	22	780
3	Huerfano	7	0	0	7
	Las Animas	32	0	0	32
	<i>Total</i>	39	0	0	39
4	El Paso	1,058	2	28	1,088
	Teller	21	0	0	21
	<i>Total</i>	1,079	2	28	1,109
5	Clear Creek	5	0	0	5
	Eagle	26	2	1	29
	Lake	0	0	0	0
	Summit	13	0	0	13
	<i>Total</i>	44	2	1	47
6	Archuleta	7	0	0	7
	La Plata	43	0	0	43
	San Juan	0	0	0	0
	<i>Total</i>	50	0	0	50
7	Delta	61	0	3	64
	Gunnison	12	0	0	12
	Hinsdale	0	0	0	0
	Montrose	95	0	5	100
	Ouray	3	0	0	3
	San Miguel	9	0	1	10
	<i>Total</i>	180	0	9	189
8	Jackson	0	0	0	0
	Larimer	235	0	0	235
	<i>Total</i>	235	0	0	235
9	Garfield	160	3	4	167
	Pitkin	1	0	32	33
	Rio Blanco	19	0	0	19
	<i>Total</i>	180	3	36	219
10	Pueblo	221	2	6	229
11	Chaffee	28	1	0	29
	Custer	1	0	0	1
	Fremont	116	1	2	119
	Park	3	0	0	3
	<i>Total</i>	148	2	2	152

Table 15b: Domestic Relations Hearings, FY 2007

District	Court Location	Permanent Orders Hearings	Legal Separation Hearings	Invalidity of Marriage Hearings	Total
12	Alamosa	0	1	1	2
	Conejos	0	1	0	1
	Costilla	0	1	0	1
	Mineral	0	0	0	0
	Rio Grande	0	0	0	0
	Saguache	0	0	0	0
	Total	0	3	1	4
13	Kit Carson	5	0	0	5
	Logan	28	0	3	31
	Morgan	35	2	0	37
	Phillips	8	0	0	8
	Sedgwick	1	0	0	1
	Washington	0	0	0	0
	Yuma	20	0	1	21
	Total	97	2	4	103
14	Grand	7	0	3	10
	Moffat	38	0	0	38
	Routt	5	0	1	6
	Total	50	0	4	54
15	Baca	7	0	0	7
	Cheyenne	2	0	0	2
	Kiowa	1	0	0	1
	Prowers	33	0	0	33
	Total	43	0	0	43
16	Bent	9	0	1	10
	Crowley	1	0	0	1
	Otero	47	1	0	48
	Total	57	1	1	59
17	Adams	422	2	5	429
	Broomfield	25	2	1	28
	Total	447	4	6	457
18	Arapahoe	851	0	1	852
	Douglas	683	0	1	684
	Elbert	38	0	0	38
	Lincoln	10	0	0	10
	Total	1,582	0	2	1,584
19	Weld	367	3	4	374
20	Boulder	308	1	3	312
21	Mesa	389	2	4	395
22	Dolores	1	0	0	1
	Montezuma	42	1	0	43
	Total	43	1	0	44
	State Total	7,791	68	159	6,436

Table 16: District Court Civil Filings by Type, FY 2007

District	Court Location	Breach of Warranty	County Court Counter Claim	Confirm Arbitration Award	Condemnation	County Court or Municipal Appeal	Breach of Contract
1	Gilpin	0	0	0	1	4	3
	Jefferson	3	0	11	6	52	468
	<i>Total</i>	3	0	11	7	56	471
2	Denver	8	31	24	3	91	945
3	Huerfano	0	0	0	0	1	7
	Las Animas	0	0	1	0	3	6
	<i>Total</i>	0	0	1	0	4	13
4	El Paso	6	27	21	4	60	323
	Teller	0	1	0	0	10	11
	<i>Total</i>	6	28	21	4	70	334
5	Clear Creek	0	0	0	2	3	5
	Eagle	0	4	3	5	3	61
	Lake	0	0	0	0	1	4
	Summit	0	0	0	1	6	24
	<i>Total</i>	0	4	3	8	13	94
6	Archuleta	0	0	0	0	1	15
	La Plata	2	1	0	1	14	30
	San Juan	0	0	0	0	0	2
	<i>Total</i>	2	1	0	1	15	47
7	Delta	0	0	0	1	5	16
	Gunnison	1	0	1	1	4	21
	Hinsdale	0	0	0	0	0	0
	Montrose	0	2	3	0	4	13
	Ouray	1	0	1	0	1	7
	San Miguel	0	0	0	0	1	11
	<i>Total</i>	2	2	5	2	15	68
8	Jackson	0	0	0	0	0	2
	Larimer	3	17	7	10	26	214
	<i>Total</i>	3	17	7	10	26	216
9	Garfield	0	2	1	1	8	51
	Pitkin	0	6	0	1	3	34
	Rio Blanco	0	0	0	0	1	2
	<i>Total</i>	0	8	1	2	12	87
10	Pueblo	0	4	6	1	23	76
11	Chaffee	1	0	0	0	2	13
	Custer	0	0	1	0	0	2
	Fremont	0	0	1	0	2	21
	Park	0	0	1	2	5	11
	<i>Total</i>	1	0	3	2	9	47

Table 16: District Court Civil Filings by Type, FY 2007

District	Court Location	Determination of Interests	Declaratory Judgment	Distraint Warrant	Foreclosure Other Than RL 120	Forcible Entry and Detainer	Foreign Judgment	Goods Sold and Delivered
1	Gilpin	0	0	11	1	0	0	0
	Jefferson	2	33	374	57	100	19	31
	<i>Total</i>	2	33	385	58	100	19	31
2	Denver	4	84	1,367	105	106	110	78
3	Huerfano	0	0	1	1	0	0	0
	Las Animas	1	3	8	4	0	4	0
	<i>Total</i>	1	3	9	5	0	4	0
4	El Paso	5	27	704	77	50	38	26
	Teller	1	2	37	7	2	3	0
	<i>Total</i>	6	29	741	84	52	41	26
5	Clear Creek	0	2	6	0	0	0	0
	Eagle	1	14	56	83	9	8	8
	Lake	0	1	1	1	0	0	0
	Summit	0	5	19	37	10	2	1
	<i>Total</i>	1	22	82	121	19	10	9
6	Archuleta	0	3	9	36	2	5	0
	La Plata	2	11	18	2	0	7	0
	San Juan	0	0	0	2	0	0	0
	<i>Total</i>	2	14	27	40	2	12	0
7	Delta	1	1	13	1	1	0	1
	Gunnison	1	2	5	10	0	1	0
	Hinsdale	0	1	0	0	0	0	0
	Montrose	0	1	24	2	0	9	6
	Ouray	0	5	2	1	1	1	0
	San Miguel	0	3	9	3	0	2	0
	<i>Total</i>	2	13	53	17	2	13	7
8	Jackson	1	0	0	0	0	0	1
	Larimer	0	24	158	27	17	20	12
	<i>Total</i>	1	24	158	27	17	20	13
9	Garfield	1	5	50	7	2	4	3
	Pitkin	0	7	24	6	1	6	1
	Rio Blanco	0	0	1	0	0	0	0
	<i>Total</i>	1	12	75	13	3	10	4
10	Pueblo	2	22	71	7	13	11	6
11	Chaffee	1	6	4	1	0	3	1
	Custer	0	0	4	1	0	0	0
	Fremont	1	9	16	4	0	3	1
	Park	2	0	21	4	0	1	2
	<i>Total</i>	4	15	45	10	0	7	4

Table 16: District Court Civil Filings by Type, FY 2007

District	Court Location	Injunctive Relief	Lien	Landlord-Tenant	Mechanics Lien	Malpractice	Money	Motion to Approve Transfer of Structured Settlement
1	Gilpin	0	0	0	1	0	3	0
	Jefferson	36	3	10	12	12	245	16
	<i>Total</i>	36	3	10	13	12	248	16
2	Denver	121	4	20	56	104	425	24
3	Huerfano	2	0	0	0	0	7	0
	Las Animas	1	0	0	2	1	6	0
	<i>Total</i>	3	0	0	2	1	13	0
4	El Paso	40	5	16	47	36	381	18
	Teller	1	0	1	3	0	17	0
	<i>Total</i>	41	5	17	50	36	398	18
5	Clear Creek	2	0	2	2	0	3	0
	Eagle	6	3	0	18	4	19	2
	Lake	2	0	0	0	2	2	1
	Summit	2	1	0	7	4	19	1
	<i>Total</i>	12	4	2	27	10	43	4
6	Archuleta	4	0	0	1	0	17	1
	La Plata	2	1	0	4	2	20	3
	San Juan	0	0	0	0	0	0	0
	<i>Total</i>	6	1	0	5	2	37	4
7	Delta	4	0	0	0	1	25	0
	Gunnison	2	3	0	2	0	3	0
	Hinsdale	0	0	0	0	0	0	0
	Montrose	7	0	0	5	2	33	0
	Ouray	1	0	0	1	0	2	0
	San Miguel	3	0	0	3	0	9	0
	<i>Total</i>	17	3	0	11	3	72	0
8	Jackson	0	0	0	0	0	0	0
	Larimer	15	3	1	33	7	169	8
	<i>Total</i>	15	3	1	33	7	169	8
9	Garfield	0	0	3	5	2	23	1
	Pitkin	8	0	0	5	1	20	1
	Rio Blanco	2	1	0	1	0	2	0
	<i>Total</i>	10	1	3	11	3	45	2
10	Pueblo	3	3	1	7	14	114	4
11	Chaffee	3	0	0	2	0	12	0
	Custer	1	0	0	1	0	0	0
	Fremont	8	1	0	1	0	31	0
	Park	1	0	0	1	0	21	2
	<i>Total</i>	13	1	0	5	0	64	2

Table 16: District Court Civil Filings by Type, FY 2007

District	Court Location	Name Change	Negligence	Note	Other	Prohibition	Property Damage	Public Nuisance	Personal Injury
1	Gilpin	0	3	0	3	0	0	0	6
	Jefferson	0	68	57	177	0	3	34	80
	<i>Total</i>	0	71	57	180	0	3	34	86
2	Denver	16	168	109	355	0	12	97	272
3	Huerfano	3	0	0	8	0	1	0	3
	Las Animas	2	2	3	6	0	0	0	2
	<i>Total</i>	5	2	3	14	0	1	0	5
4	El Paso	3	60	36	255	0	5	71	123
	Teller	0	2	3	10	0	0	0	7
	<i>Total</i>	3	62	39	265	0	5	71	130
5	Clear Creek	0	1	0	2	0	0	0	3
	Eagle	0	11	1	21	0	1	0	13
	Lake	2	0	1	3	0	0	0	1
	Summit	0	9	0	8	0	1	0	14
	<i>Total</i>	2	21	2	34	0	2	0	31
6	Archuleta	0	3	1	2	0	0	3	2
	La Plata	0	15	9	20	0	2	4	6
	San Juan	0	0	1	1	0	0	0	0
	<i>Total</i>	0	18	11	23	0	2	7	8
7	Delta	2	6	2	12	0	0	0	3
	Gunnison	1	4	2	7	0	0	0	3
	Hinsdale	0	0	0	0	0	0	0	0
	Montrose	5	4	4	15	0	0	0	2
	Ouray	0	0	0	2	0	0	0	3
	San Miguel	0	2	4	5	0	0	0	0
	<i>Total</i>	8	16	12	41	0	0	0	11
8	Jackson	0	0	0	2	0	0	0	1
	Larimer	21	53	18	71	0	5	14	46
	<i>Total</i>	21	53	18	73	0	5	14	47
9	Garfield	2	15	2	17	0	0	0	4
	Pitkin	0	6	2	16	0	0	0	5
	Rio Blanco	0	0	0	5	0	0	0	0
	<i>Total</i>	2	21	4	38	0	0	0	9
10	Pueblo	15	63	4	32	0	1	1	61
11	Chaffee	0	2	0	5	0	0	0	2
	Custer	0	0	0	2	0	0	0	1
	Fremont	0	1	1	20	0	0	3	9
	Park	0	2	1	5	0	0	0	2
	<i>Total</i>	0	5	2	32	0	0	3	14

Table 16: District Court Civil Filings by Type, FY 2007

District	Court Location	Personal Injury -	Petition to Seal Criminal Record	Possession	Rule 120	Rule 105	Replevin
		Motor Vehicle			Deed of Trust	Quiet Title	
1	Gilpin	3	8	0	54	1	1
	Jefferson	254	304	1	3,136	55	69
	<i>Total</i>	257	312	1	3,190	56	70
2	Denver	772	558	0	5,833	63	59
3	Huerfano	2	7	0	41	10	0
	Las Animas	7	7	0	66	9	1
	<i>Total</i>	9	14	0	107	19	1
4	El Paso	550	409	0	2,995	17	50
	Teller	12	21	0	222	6	3
	<i>Total</i>	562	430	0	3,217	23	53
5	Clear Creek	6	7	0	92	6	0
	Eagle	16	21	0	182	5	6
	Lake	1	0	0	21	6	0
	Summit	10	23	0	88	6	4
	<i>Total</i>	33	51	0	383	23	10
6	Archuleta	4	0	0	35	11	4
	La Plata	20	5	0	64	12	9
	San Juan	0	0	0	0	1	0
	<i>Total</i>	24	5	0	99	24	13
7	Delta	5	5	0	79	13	2
	Gunnison	2	13	0	19	9	0
	Hinsdale	0	2	0	1	0	0
	Montrose	12	11	0	101	10	6
	Ouray	0	1	0	3	3	0
	San Miguel	2	1	0	18	2	0
	<i>Total</i>	21	33	0	221	37	8
8	Jackson	1	0	0	5	0	0
	Larimer	115	128	0	1,435	11	46
	<i>Total</i>	116	128	0	1,440	11	46
9	Garfield	13	16	0	84	6	12
	Pitkin	6	10	0	15	4	1
	Rio Blanco	0	0	0	8	2	1
	<i>Total</i>	19	26	0	107	12	14
10	Pueblo	133	124	0	1,374	14	12
11	Chaffee	6	1	0	57	9	3
	Custer	1	1	0	21	4	0
	Fremont	18	18	0	277	31	5
	Park	5	7	0	207	11	0
	<i>Total</i>	30	27	0	562	55	8

Table 16: District Court Civil Filings by Type, FY 2007

District	Court Location	Restraining Order	Review - Other Local Government/Person	Special District	Sexual Harassment	Specific Performance	Services Rendered
1	Gilpin	0	0	0	0	1	0
	Jefferson	1	12	3	3	1	12
	<i>Total</i>	1	12	3	3	2	12
2	Denver	0	97	0	4	10	171
3	Huerfano	5	0	0	0	0	0
	Las Animas	0	0	0	1	0	0
	<i>Total</i>	5	0	0	1	0	0
4	El Paso	1	10	21	0	1	8
	Teller	0	1	0	0	0	1
	<i>Total</i>	1	11	21	0	1	9
5	Clear Creek	0	1	0	0	0	1
	Eagle	1	1	2	0	1	2
	Lake	0	2	1	1	0	0
	Summit	0	4	0	0	0	0
	<i>Total</i>	1	8	3	1	1	3
6	Archuleta	0	0	0	0	0	0
	La Plata	0	5	1	0	0	0
	San Juan	0	0	0	0	0	0
	<i>Total</i>	0	5	1	0	0	0
7	Delta	0	1	0	0	1	0
	Gunnison	1	0	1	0	0	0
	Hinsdale	0	0	0	0	0	0
	Montrose	0	3	1	0	2	0
	Ouray	0	0	0	0	0	0
	San Miguel	0	1	0	0	1	0
	<i>Total</i>	1	5	2	0	4	0
8	Jackson	0	0	0	0	0	0
	Larimer	0	13	3	0	1	4
	<i>Total</i>	0	13	3	0	1	4
9	Garfield	0	1	1	0	0	1
	Pitkin	0	1	0	0	5	0
	Rio Blanco	0	0	0	0	1	0
	<i>Total</i>	0	2	1	0	6	1
10	Pueblo	0	1	0	0	0	1
11	Chaffee	0	0	0	0	0	1
	Custer	0	0	0	0	0	0
	Fremont	1	0	0	0	0	0
	Park	0	1	0	0	0	0
	<i>Total</i>	1	1	0	0	0	1

Table 16: District Court Civil Filings by Type, FY 2007

District	Court Location	Workman's Compensation	Wrongful Death	Wages	Writ of Habeas Corpus	Wrongful Death – Motor Vehicle	Rule 106 - Writs/Cont empt	Fraud	Out of State Subpoena	Total
1	Gilpin	0	0	0	0	0	0	0	1	105
	Jefferson	1	4	2	9	2	23	28	21	5,850
	<i>Total</i>	1	4	2	9	2	23	28	22	5,955
2	Denver	73	19	19	67	8	3	49	57	12,601
3	Huerfano	0	0	0	1	0	11	0	0	111
	Las Animas	0	0	0	1	0	0	1	0	148
	<i>Total</i>	0	0	0	2	0	11	1	0	259
4	El Paso	0	8	3	9	4	8	14	17	6,589
	Teller	0	0	0	0	0	0	2	2	388
	<i>Total</i>	0	8	3	9	4	8	16	19	6,977
5	Clear Creek	0	0	0	0	0	3	0	0	149
	Eagle	0	0	0	0	0	0	1	1	593
	Lake	0	0	0	0	0	1	0	0	55
	Summit	0	1	0	0	0	2	1	1	311
	<i>Total</i>	0	1	0	0	0	6	2	2	1,108
6	Archuleta	0	0	0	0	1	1	1	0	162
	La Plata	1	0	0	1	3	0	2	2	301
	San Juan	0	0	0	0	0	1	0	0	8
	<i>Total</i>	1	0	0	1	4	2	3	2	471
7	Delta	0	0	0	11	0	2	0	3	217
	Gunnison	0	1	0	0	0	1	2	1	124
	Hinsdale	0	0	0	0	0	0	0	0	4
	Montrose	0	0	0	1	0	2	0	0	290
	Ouray	0	0	0	0	0	0	0	0	36
	San Miguel	0	0	0	0	0	0	0	1	81
	<i>Total</i>	0	1	0	12	0	5	2	5	752
8	Jackson	0	0	0	0	0	0	0	0	13
	Larimer	1	2	1	0	2	3	6	3	2,773
	<i>Total</i>	1	2	1	0	2	3	6	3	2,786
9	Garfield	0	0	1	0	0	2	1	2	349
	Pitkin	0	0	0	0	0	2	2	1	200
	Rio Blanco	0	0	0	0	0	0	0	0	27
	<i>Total</i>	0	0	1	0	0	4	3	3	576
10	Pueblo	1	4	0	1	3	13	4	3	2,253
11	Chaffee	0	0	0	3	0	13	0	0	151
	Custer	0	0	0	0	0	0	0	0	40
	Fremont	0	0	0	13	0	54	1	0	551
	Park	0	0	0	0	0	1	0	0	316
	<i>Total</i>	0	0	0	16	0	68	1	0	1,058

Table 16: District Court Civil Filings by Type, FY 2007

District	Court Location	Breach of Warranty	County Court Counter Claim	Confirm Arbitration Award	Condemnation	County Court or Municipal Appeal	Breach of Contract
12	Alamosa	0	0	1	1	3	9
	Conejos	0	1	0	0	1	4
	Costilla	0	0	0	0	0	1
	Mineral	0	0	0	0	0	1
	Rio Grande	0	0	0	0	0	5
	Saguache	0	0	0	0	1	1
	<i>Total</i>		<i>0</i>	<i>1</i>	<i>1</i>	<i>1</i>	<i>5</i>
13	Kit Carson	0	0	0	0	2	6
	Logan	0	0	0	2	10	9
	Morgan	1	1	1	2	10	16
	Phillips	0	0	0	0	0	0
	Sedgwick	0	0	0	1	0	0
	Washington	0	0	0	5	2	1
	Yuma	0	0	0	6	1	5
	<i>Total</i>		<i>1</i>	<i>1</i>	<i>1</i>	<i>16</i>	<i>25</i>
14	Grand	1	1	0	2	3	15
	Moffat	0	0	1	0	4	5
	Routt	0	0	1	0	3	22
	<i>Total</i>		<i>1</i>	<i>1</i>	<i>2</i>	<i>10</i>	<i>42</i>
15	Baca	0	0	0	0	1	1
	Cheyenne	0	0	0	0	0	2
	Kiowa	0	0	0	0	0	0
	Prowers	0	0	0	0	0	3
	<i>Total</i>		<i>0</i>	<i>0</i>	<i>0</i>	<i>0</i>	<i>1</i>
16	Bent	0	0	0	0	0	1
	Crowley	0	0	0	0	0	0
	Otero	0	0	0	0	2	4
	<i>Total</i>		<i>0</i>	<i>0</i>	<i>0</i>	<i>2</i>	<i>5</i>
17	Adams	3	1	21	18	68	438
	Broomfield	1	0	0	1	8	45
	<i>Total</i>		<i>4</i>	<i>1</i>	<i>21</i>	<i>19</i>	<i>76</i>
18	Arapahoe	3	3	6	5	79	472
	Douglas	1	1	6	11	19	221
	Elbert	0	1	2	0	1	16
	Lincoln	1	0	0	0	1	3
	<i>Total</i>		<i>5</i>	<i>5</i>	<i>14</i>	<i>16</i>	<i>100</i>
19	Weld	0	10	8	23	34	150
20	Boulder	1	2	15	4	37	263
21	Mesa	2	0	2	0	10	33
22	Dolores	1	0	0	0	0	1
	Montezuma	0	0	1	0	4	13
	<i>Total</i>		<i>1</i>	<i>0</i>	<i>1</i>	<i>0</i>	<i>4</i>
<i>State Total</i>		<i>40</i>	<i>116</i>	<i>147</i>	<i>121</i>	<i>638</i>	<i>4,164</i>
<i>Percent of State Total</i>		<i>0%</i>	<i>0%</i>	<i>0%</i>	<i>0%</i>	<i>1%</i>	<i>6%</i>

Table 16: District Court Civil Filings by Type, FY 2007

District	Court Location	Determination of Interests	Declaratory Judgment	Distraint Warrant	Foreclosure Other Than RL 120	Forcible Entry and Detainer	Foreign Judgment	Goods Sold and Delivered
12	Alamosa	0	0	3	2	1	0	1
	Conejos	0	0	3	2	0	0	0
	Costilla	2	1	1	6	0	0	0
	Mineral	0	0	2	0	0	0	0
	Rio Grande	0	3	3	2	2	0	0
	Saguache	0	0	0	13	0	2	0
	<i>Total</i>	2	4	12	25	3	2	1
13	Kit Carson	0	0	1	1	0	1	0
	Logan	0	1	6	0	2	1	0
	Morgan	0	1	5	2	1	2	1
	Phillips	0	0	0	0	0	1	2
	Sedgwick	0	1	0	1	0	0	0
	Washington	0	0	1	1	0	0	0
	Yuma	1	0	5	0	1	0	0
	<i>Total</i>	1	3	18	5	4	5	3
14	Grand	0	5	15	99	2	0	2
	Moffat	0	1	7	1	0	3	0
	Routt	0	3	14	4	3	2	2
	<i>Total</i>	0	9	36	104	5	5	4
15	Baca	0	0	1	5	0	0	0
	Cheyenne	0	0	3	1	0	0	0
	Kiowa	0	0	0	1	0	0	1
	Prowers	0	3	3	2	1	1	1
	<i>Total</i>	0	3	7	9	1	1	2
16	Bent	0	1	1	1	0	1	0
	Crowley	0	0	2	2	3	0	0
	Otero	0	0	8	0	2	1	0
	<i>Total</i>	0	1	11	3	5	2	0
17	Adams	1	31	418	58	54	13	37
	Broomfield	0	3	57	5	9	0	3
	<i>Total</i>	1	34	475	63	63	13	40
18	Arapahoe	5	43	635	210	150	53	105
	Douglas	4	8	230	49	29	18	33
	Elbert	0	2	22	5	3	2	2
	Lincoln	0	1	2	2	1	0	0
	<i>Total</i>	9	54	889	266	183	73	140
19	Weld	3	15	172	28	11	11	10
20	Boulder	0	15	174	17	22	20	5
21	Mesa	3	9	83	2	5	10	1
22	Dolores	0	0	1	0	0	0	0
	Montezuma	2	3	15	2	1	1	0
	<i>Total</i>	2	3	16	2	1	1	0
<i>State Total</i>		47	421	4,906	1,011	617	400	384
<i>Percent of State Total</i>		0%	1%	8%	2%	1%	1%	1%

Table 16: District Court Civil Filings by Type, FY 2007

District	Court Location	Injunctive Relief	Lien	Landlord-Tenant	Mechanics Lien	Malpractice	Money	Motion to Approve Transfer of Structured Settlement
12	Alamosa	1	0	0	0	0	9	0
	Conejos	2	0	0	0	0	2	0
	Costilla	0	0	0	0	0	1	0
	Mineral	0	0	0	0	0	0	0
	Rio Grande	0	1	0	0	0	12	0
	Saguache	0	0	0	0	0	1	0
	<i>Total</i>	3	1	0	0	0	25	0
13	Kit Carson	2	0	1	0	0	2	0
	Logan	1	0	0	1	0	15	1
	Morgan	6	0	0	1	0	12	0
	Phillips	0	0	0	0	1	3	0
	Sedgwick	0	0	0	0	0	1	0
	Washington	0	0	0	0	0	2	0
	Yuma	1	0	0	0	0	9	0
	<i>Total</i>	10	0	1	2	1	44	1
14	Grand	1	3	0	6	2	6	0
	Moffat	4	0	0	2	0	7	1
	Routt	2	0	1	9	2	19	2
	<i>Total</i>	7	3	1	17	4	32	3
15	Baca	1	0	0	0	0	3	0
	Cheyenne	0	0	0	0	0	2	0
	Kiowa	0	0	0	0	0	1	0
	Prowers	3	0	0	0	0	8	0
	<i>Total</i>	4	0	0	0	0	14	0
16	Bent	0	0	0	0	0	4	0
	Crowley	3	0	0	0	0	2	0
	Otero	0	0	0	0	0	12	0
	<i>Total</i>	3	0	0	0	0	18	0
17	Adams	9	2	2	23	19	92	11
	Broomfield	1	1	0	0	0	45	0
	<i>Total</i>	10	3	2	23	19	137	11
18	Arapahoe	28	4	14	42	14	310	7
	Douglas	13	0	4	45	13	162	3
	Elbert	4	1	0	5	0	24	0
	Lincoln	0	0	0	1	0	2	1
	<i>Total</i>	45	5	18	93	27	498	11
19	Weld	79	1	0	24	10	125	7
20	Boulder	17	2	1	12	31	143	7
21	Mesa	2	0	0	8	5	63	1
22	Dolores	0	0	0	1	0	1	0
	Montezuma	1	0	0	0	1	11	0
	<i>Total</i>	1	0	0	1	1	12	0
State Total		458	43	77	400	290	2,739	123
Percent of State Total		1%	0%	0%	1%	0%	4%	0%

Table 16: District Court Civil Filings by Type, FY 2007

District	Court Location	Name Change	Negligence	Note	Other	Prohibition	Property Damage	Public Nuisance	Personal Injury
12	Alamosa	0	2	0	5	0	0	0	4
	Conejos	0	0	0	3	0	0	0	0
	Costilla	0	0	1	3	0	0	0	1
	Mineral	0	0	0	1	0	1	0	0
	Rio Grande	2	0	0	2	0	0	0	3
	Saguache	0	0	0	2	0	0	0	0
	<i>Total</i>	2	2	1	16	0	1	0	8
13	Kit Carson	1	0	3	2	0	1	0	3
	Logan	1	0	0	9	0	0	0	3
	Morgan	0	7	0	6	0	0	1	4
	Phillips	0	0	1	1	0	0	0	0
	Sedgwick	0	0	0	1	0	0	0	1
	Washington	0	0	0	10	0	1	0	0
	Yuma	0	0	1	5	0	0	0	0
	<i>Total</i>	2	7	5	34	0	2	1	11
14	Grand	0	6	0	1	0	1	0	2
	Moffat	0	1	0	4	0	0	0	2
	Routt	1	7	2	10	0	0	0	12
	<i>Total</i>	1	14	2	15	0	1	0	16
15	Baca	0	0	1	3	0	0	0	0
	Cheyenne	0	0	0	1	0	0	0	1
	Kiowa	0	0	0	2	0	0	0	0
	Prowers	0	0	1	2	0	0	0	1
	<i>Total</i>	0	0	2	8	0	0	0	2
16	Bent	1	0	0	3	0	0	0	1
	Crowley	0	0	0	6	0	0	2	0
	Otero	1	2	1	7	0	0	0	2
	<i>Total</i>	2	2	1	16	0	0	2	3
17	Adams	19	119	71	75	1	1	28	48
	Broomfield	0	5	2	8	0	1	2	3
	<i>Total</i>	19	124	73	83	1	2	30	51
18	Arapahoe	33	87	110	192	0	10	22	110
	Douglas	6	38	21	79	0	5	1	37
	Elbert	0	4	5	9	0	0	0	2
	Lincoln	0	1	0	16	0	0	0	2
	<i>Total</i>	39	130	136	296	0	15	23	151
19	Weld	35	28	28	44	0	6	0	28
20	Boulder	0	41	28	53	0	6	0	51
21	Mesa	15	14	5	159	0	2	0	11
22	Dolores	0	0	0	2	0	0	0	0
	Montezuma	0	2	1	3	0	0	0	5
	<i>Total</i>	0	2	1	5	0	0	0	5
State Total		187	864	543	1,816	1	66	283	1,011
Percent of State Total		0%	1%	1%	3%	0%	0%	0%	2%

Table 16: District Court Civil Filings by Type, FY 2007

District	Court Location	Personal Injury -	Petition to Seal Criminal Record	Possession	Rule 120	Rule 105	Replevin
		Motor Vehicle			Deed of Trust	Quiet Title	
12	Alamosa	19	3	0	53	4	2
	Conejos	2	0	0	18	3	1
	Costilla	0	0	0	18	10	1
	Mineral	1	0	0	1	1	0
	Rio Grande	2	1	0	45	2	0
	Saguache	0	0	1	16	42	0
	Total	24	4	1	151	62	4
13	Kit Carson	2	5	0	22	4	3
	Logan	6	15	0	72	4	1
	Morgan	4	14	0	163	4	1
	Phillips	2	1	0	23	0	2
	Sedgwick	1	0	0	9	0	0
	Washington	0	0	0	18	5	0
	Yuma	1	0	0	27	4	2
	Total	16	35	0	334	21	9
14	Grand	7	16	0	40	5	1
	Moffat	4	4	0	36	3	5
	Routt	8	16	0	51	5	3
	Total	19	36	0	127	13	9
15	Baca	0	0	0	13	2	4
	Cheyenne	0	1	0	4	1	0
	Kiowa	0	1	0	4	2	0
	Prowers	2	9	0	58	4	2
	Total	2	11	0	79	9	6
16	Bent	1	0	0	20	3	2
	Crowley	0	0	0	14	6	1
	Otero	6	10	0	129	9	0
	Total	7	10	0	163	18	3
17	Adams	232	111	1	5,255	27	103
	Broomfield	28	41	0	225	3	5
	Total	260	152	1	5,480	30	108
18	Arapahoe	335	268	1	5,437	23	64
	Douglas	111	162	1	1,510	16	24
	Elbert	4	17	0	207	3	4
	Lincoln	1	1	0	18	1	0
	Total	451	448	2	7,172	43	92
19	Weld	80	87	2	2,353	20	44
20	Boulder	237	444	0	807	18	31
21	Mesa	32	66	0	338	4	13
22	Dolores	0	2	0	7	0	0
	Montezuma	13	3	0	42	9	9
	Total	13	5	0	49	9	9
State Total		3,117	3,006	7	33,586	584	622
Percent of State Total		5%	5%	0%	52%	1%	1%

Table 16: District Court Civil Filings by Type, FY 2007

District	Court Location	Restraining Order	Review - Other Local Government/Person	Special District	Sexual Harassment	Specific Performance	Services Rendered
12	Alamosa	0	1	0	0	0	0
	Conejos	0	1	0	0	0	0
	Costilla	0	1	0	0	0	0
	Mineral	0	0	0	0	0	0
	Rio Grande	0	0	0	0	0	0
	Saguache	0	0	0	0	0	0
	<i>Total</i>	<i>0</i>	<i>3</i>	<i>0</i>	<i>0</i>	<i>0</i>	<i>0</i>
13	Kit Carson	0	0	0	0	0	0
	Logan	0	1	0	0	0	0
	Morgan	0	0	0	0	0	0
	Phillips	0	0	0	0	0	0
	Sedgwick	0	0	0	0	0	0
	Washington	0	0	0	0	0	1
	Yuma	0	0	0	0	0	1
	<i>Total</i>	<i>0</i>	<i>1</i>	<i>0</i>	<i>0</i>	<i>0</i>	<i>2</i>
14	Grand	0	5	1	1	0	0
	Moffat	0	0	0	0	0	0
	Routt	0	0	2	0	0	1
	<i>Total</i>	<i>0</i>	<i>5</i>	<i>3</i>	<i>1</i>	<i>0</i>	<i>1</i>
15	Baca	0	0	0	0	0	0
	Cheyenne	0	0	0	0	0	0
	Kiowa	0	0	0	0	0	0
	Prowers	0	0	0	0	1	0
	<i>Total</i>	<i>0</i>	<i>0</i>	<i>0</i>	<i>0</i>	<i>1</i>	<i>0</i>
16	Bent	2	0	0	0	0	0
	Crowley	1	0	0	0	0	0
	Otero	0	0	0	0	0	0
	<i>Total</i>	<i>3</i>	<i>0</i>	<i>0</i>	<i>0</i>	<i>0</i>	<i>0</i>
17	Adams	0	5	27	0	2	7
	Broomfield	1	1	6	0	0	0
	<i>Total</i>	<i>1</i>	<i>6</i>	<i>33</i>	<i>0</i>	<i>2</i>	<i>7</i>
18	Arapahoe	0	5	31	0	7	38
	Douglas	1	12	5	1	0	6
	Elbert	0	0	0	0	0	0
	Lincoln	0	1	1	0	0	0
	<i>Total</i>	<i>1</i>	<i>18</i>	<i>37</i>	<i>1</i>	<i>7</i>	<i>44</i>
19	Weld	2	10	18	1	1	3
20	Boulder	1	20	3	1	1	2
21	Mesa	2	1	0	0	0	0
22	Dolores	0	0	0	0	0	0
	Montezuma	9	1	0	0	0	0
	<i>Total</i>	<i>9</i>	<i>1</i>	<i>0</i>	<i>0</i>	<i>0</i>	<i>0</i>
<i>State Total</i>		<i>29</i>	<i>220</i>	<i>128</i>	<i>13</i>	<i>37</i>	<i>261</i>
<i>Percent of State Total</i>		<i>0%</i>	<i>0%</i>	<i>0%</i>	<i>0%</i>	<i>0%</i>	<i>0%</i>

Table 16: District Court Civil Filings by Type, FY 2007

District	Court Location	Workman's Compensation	Wrongful Death	Wages	Writ of Habeas Corpus	Wrongful Death – Motor Vehicle	Rule 106 - Writs/Cont empt	Fraud	Out of State Subpoena	Total
12	Alamosa	0	0	0	0	0	0	0	0	124
	Conejos	0	0	0	0	0	1	1	0	45
	Costilla	0	0	0	0	0	0	0	0	47
	Mineral	0	0	0	0	0	0	0	0	8
	Rio Grande	0	0	0	0	0	0	0	1	86
	Saguache	0	0	0	0	0	1	0	0	80
	<i>Total</i>	<i>0</i>	<i>0</i>	<i>0</i>	<i>0</i>	<i>0</i>	<i>2</i>	<i>1</i>	<i>1</i>	<i>390</i>
13	Kit Carson	0	0	0	3	0	4	0	0	69
	Logan	0	0	0	8	2	25	0	0	196
	Morgan	0	1	0	1	0	2	0	0	270
	Phillips	0	0	0	0	0	0	0	0	37
	Sedgwick	0	0	0	0	0	0	0	0	16
	Washington	0	0	0	0	0	0	0	0	47
	Yuma	0	0	0	0	1	0	0	0	71
	<i>Total</i>	<i>0</i>	<i>1</i>	<i>0</i>	<i>12</i>	<i>3</i>	<i>31</i>	<i>0</i>	<i>0</i>	<i>706</i>
14	Grand	0	0	0	0	0	1	0	0	250
	Moffat	0	0	0	0	0	0	0	0	95
	Routt	0	0	0	0	0	0	1	1	209
	<i>Total</i>	<i>0</i>	<i>0</i>	<i>0</i>	<i>0</i>	<i>0</i>	<i>1</i>	<i>1</i>	<i>1</i>	<i>554</i>
15	Baca	0	0	0	0	1	0	0	0	36
	Cheyenne	0	1	0	0	0	0	0	0	17
	Kiowa	0	0	0	0	0	0	0	0	12
	Prowers	0	0	0	0	0	0	0	0	105
	<i>Total</i>	<i>0</i>	<i>1</i>	<i>0</i>	<i>0</i>	<i>1</i>	<i>0</i>	<i>0</i>	<i>0</i>	<i>170</i>
16	Bent	0	0	0	9	0	14	0	0	65
	Crowley	0	0	0	12	0	34	0	0	88
	Otero	0	0	0	0	0	0	0	0	196
	<i>Total</i>	<i>0</i>	<i>0</i>	<i>0</i>	<i>21</i>	<i>0</i>	<i>48</i>	<i>0</i>	<i>0</i>	<i>349</i>
17	Adams	0	6	1	7	1	12	25	7	7,510
	Broomfield	0	0	0	2	0	1	3	5	521
	<i>Total</i>	<i>0</i>	<i>6</i>	<i>1</i>	<i>9</i>	<i>1</i>	<i>13</i>	<i>28</i>	<i>12</i>	<i>8,031</i>
18	Arapahoe	0	3	1	6	1	16	24	34	9,046
	Douglas	0	0	1	2	0	9	19	11	2,948
	Elbert	0	0	0	0	0	2	1	0	348
	Lincoln	0	0	0	2	0	2	0	0	61
	<i>Total</i>	<i>0</i>	<i>3</i>	<i>2</i>	<i>10</i>	<i>1</i>	<i>29</i>	<i>44</i>	<i>45</i>	<i>12,403</i>
19	Weld	0	2	3	1	1	8	13	4	3,543
20	Boulder	0	2	4	1	2	9	10	18	2,578
21	Mesa	0	0	0	0	2	2	3	0	908
22	Dolores	0	0	0	0	0	0	0	0	16
	Montezuma	0	0	0	1	0	3	1	2	159
	<i>Total</i>	<i>0</i>	<i>0</i>	<i>0</i>	<i>1</i>	<i>0</i>	<i>3</i>	<i>1</i>	<i>2</i>	<i>175</i>
<i>State Total</i>		<i>77</i>	<i>54</i>	<i>36</i>	<i>172</i>	<i>34</i>	<i>292</i>	<i>216</i>	<i>199</i>	<i>64,603</i>
<i>Percent of State Total</i>		<i>0%</i>	<i>0%</i>	<i>0%</i>	<i>0%</i>	<i>0%</i>	<i>0%</i>	<i>0%</i>	<i>0%</i>	<i>100%</i>

Table 17: District Court Domestic Relations Filings by Type, FY 2007

District	Court Location	Administrative Support Order	Child Custody	Dissolution of Marriage	Registration of Foreign Decree	Invalidity of Marriage
1	Gilpin	0	2	16	1	0
	Jefferson	40	365	2,472	21	46
	<i>Total</i>	40	367	2,488	22	46
2	Denver	1	425	2,867	10	63
3	Huerfano	0	9	43	1	0
	Las Animas	0	30	90	2	0
	<i>Total</i>	0	39	133	3	0
4	El Paso	53	404	3,565	63	82
	Teller	4	12	82	1	3
	<i>Total</i>	57	416	3,647	64	85
5	Clear Creek	3	8	40	1	1
	Eagle	0	18	213	2	2
	Lake	14	2	42	0	0
	Summit	4	5	123	0	1
	<i>Total</i>	21	33	418	3	4
6	Archuleta	0	13	62	4	3
	La Plata	30	32	221	6	8
	San Juan	0	0	4	0	0
	<i>Total</i>	30	45	287	10	11
7	Delta	12	37	215	3	4
	Gunnison	9	5	49	1	0
	Hinsdale	0	0	3	0	0
	Montrose	0	72	275	0	6
	Ouray	0	1	19	0	1
	San Miguel	0	3	41	0	0
	<i>Total</i>	21	118	602	4	11
8	Jackson	1	0	2	0	0
	Larimer	0	281	1,371	16	34
	<i>Total</i>	1	281	1,373	16	34
9	Garfield	2	52	323	2	4
	Pitkin	0	6	81	0	3
	Rio Blanco	14	6	28	1	0
	<i>Total</i>	16	64	432	3	7
10	Pueblo	0	284	860	5	11
11	Chaffee	3	13	86	5	0
	Custer	2	2	13	0	0
	Fremont	8	41	264	2	4
	Park	1	7	65	0	1
	<i>Total</i>	14	63	428	7	5

Table 17: District Court Domestic Relations Filings by Type, FY 2007

District	Court Location	Other	Legal Separation	Incoming Registration of Support	Outgoing Registration of UIFSA	Limited Access Case	Total
1	Gilpin	0	1	0	0	0	20
	Jefferson	146	111	179	0	1	3,381
	<i>Total</i>	146	112	179	0	1	3,401
2	Denver	140	94	190	0	0	3,790
3	Huerfano	0	1	3	0	0	57
	Las Animas	1	2	7	0	0	132
	<i>Total</i>	1	3	10	0	0	189
4	El Paso	30	161	287	1	0	4,646
	Teller	3	4	14	0	0	123
	<i>Total</i>	33	165	301	1	0	4,769
5	Clear Creek	0	0	2	0	0	55
	Eagle	0	10	0	0	0	245
	Lake	3	2	0	0	0	63
	Summit	1	4	7	0	0	145
	<i>Total</i>	4	16	9	0	0	508
6	Archuleta	0	2	5	0	0	89
	La Plata	0	7	15	0	0	319
	San Juan	0	0	0	0	0	4
	<i>Total</i>	0	9	20	0	0	412
7	Delta	2	12	10	1	0	296
	Gunnison	0	4	8	0	0	76
	Hinsdale	0	0	0	0	0	3
	Montrose	0	4	23	0	0	380
	Ouray	0	2	2	0	0	25
	San Miguel	1	1	1	0	0	47
	<i>Total</i>	3	23	44	1	0	827
8	Jackson	0	0	0	0	0	3
	Larimer	3	49	23	0	0	1,777
	<i>Total</i>	3	49	23	0	0	1,780
9	Garfield	1	12	40	0	0	436
	Pitkin	0	4	0	0	0	94
	Rio Blanco	2	3	1	0	0	55
	<i>Total</i>	3	19	41	0	0	585
10	Pueblo	0	13	35	0	0	1,208
11	Chaffee	1	4	5	0	0	117
	Custer	0	0	0	0	0	17
	Fremont	3	7	24	0	0	353
	Park	8	1	4	0	0	87
	<i>Total</i>	12	12	33	0	0	574

Table 17: District Court Domestic Relations Filings by Type, FY 2007

District	Court Location	Administrative Support Order	Child Custody	Dissolution of Marriage	Registration of Foreign Decree	Invalidity of Marriage
12	Alamosa	0	28	143	2	2
	Conejos	0	12	26	1	0
	Costilla	0	1	8	1	0
	Mineral	0	0	3	0	0
	Rio Grande	2	18	68	0	1
	Saguache	0	8	30	0	0
	Total		2	67	278	4
13	Kit Carson	3	6	37	0	0
	Logan	0	39	104	1	5
	Morgan	0	65	141	0	0
	Phillips	0	8	23	1	0
	Sedgwick	0	1	4	0	1
	Washington	2	6	17	0	0
	Yuma	0	4	42	0	2
Total		5	129	368	2	8
14	Grand	13	8	73	0	0
	Moffat	16	15	83	2	0
	Routt	6	5	117	3	2
	Total	35	28	273	5	2
15	Baca	0	2	14	0	0
	Cheyenne	1	2	3	0	0
	Kiowa	0	0	2	1	0
	Prowers	0	21	73	0	2
	Total	1	25	92	1	2
16	Bent	0	3	41	1	1
	Crowley	0	3	18	0	1
	Otero	0	44	118	5	0
	Total	0	50	177	6	2
17	Adams	4	553	1,962	7	31
	Broomfield	1	29	235	0	3
	Total	5	582	2,197	7	34
18	Arapahoe	43	395	2,629	26	45
	Douglas	0	65	1,321	19	16
	Elbert	1	10	94	0	0
	Lincoln	0	5	30	0	1
	Total	44	475	4,074	45	62
19	Weld	0	227	1,089	9	15
20	Boulder	34	179	1,198	7	22
21	Mesa	94	152	872	43	16
22	Dolores	0	3	9	0	0
	Montezuma	0	19	150	4	0
	Total	0	22	159	4	0
State Total		421	4,071	24,312	280	443
Percent of State Total		1%	13%	75%	1%	1%

Table 17: District Court Domestic Relations Filings by Type, FY 2007

District	Court Location	Other	Legal Separation	Incoming Registration of Support	Outgoing Registration of UIFSA	Limited Access Case	Total
12	Alamosa	1	0	3	0	0	179
	Conejos	0	0	1	0	0	40
	Costilla	0	1	0	0	0	11
	Mineral	0	0	0	0	0	3
	Rio Grande	0	3	4	1	0	97
	Saguache	0	0	1	0	0	39
	Total	1	4	9	1	0	369
13	Kit Carson	0	0	2	0	0	48
	Logan	0	0	3	0	0	152
	Morgan	0	2	6	0	0	214
	Phillips	0	1	0	0	0	33
	Sedgwick	0	0	0	0	0	6
	Washington	1	1	1	0	0	28
	Yuma	0	1	0	0	0	49
	Total	1	5	12	0	0	530
14	Grand	0	1	6	0	0	101
	Moffat	0	2	7	0	0	125
	Routt	5	11	4	0	0	153
	Total	5	14	17	0	0	379
15	Baca	0	0	4	0	0	20
	Cheyenne	0	0	1	0	0	7
	Kiowa	0	0	0	0	0	3
	Prowers	1	0	2	0	0	99
	Total	1	0	7	0	0	129
16	Bent	0	0	2	0	0	48
	Crowley	0	0	3	0	0	25
	Otero	0	4	8	0	0	179
	Total	0	4	13	0	0	252
17	Adams	15	55	27	0	0	2,654
	Broomfield	13	7	11	0	0	299
	Total	28	62	38	0	0	2,953
18	Arapahoe	43	107	189	0	0	3,477
	Douglas	0	71	56	1	0	1,549
	Elbert	1	3	2	0	0	111
	Lincoln	5	1	1	0	0	43
	Total	49	182	248	1	0	5,180
19	Weld	5	37	81	0	0	1,463
20	Boulder	2	54	8	0	0	1,504
21	Mesa	28	5	5	0	0	1,215
22	Dolores	0	0	0	1	0	13
	Montezuma	1	4	22	0	0	200
	Total	1	4	22	1	0	213
State Total		466	886	1,345	5	1	32,230
Percent of State Total		1%	3%	4%	0%	0%	100%

Table 18: District Court Criminal Filings by Type, FY 2007

District	Court Location	Cruelty to Animals	Arson	Assault	Bribery- Tampering	Burglary	Bail Violation	Child Abuse
1	Gilpin	0	0	7	0	3	0	0
	Jefferson	0	7	255	0	228	7	21
	<i>Total</i>	0	7	262	0	231	7	21
2	Denver	1	7	410	2	407	1	16
3	Huerfano	0	2	21	0	2	0	1
	Las Animas	0	0	22	0	23	2	1
	<i>Total</i>	0	2	43	0	25	2	2
4	El Paso	6	14	360	6	384	24	11
	Teller	0	0	9	0	3	3	2
	<i>Total</i>	6	14	369	6	387	27	13
5	Clear Creek	1	2	14	0	8	6	0
	Eagle	0	1	27	17	4	13	0
	Lake	0	0	30	0	4	12	1
	Summit	0	1	47	0	13	13	0
	<i>Total</i>	1	4	118	17	29	44	1
6	Archuleta	0	1	8	1	4	15	0
	La Plata	0	1	50	0	42	67	1
	San Juan	0	0	0	0	1	0	0
	<i>Total</i>	0	2	58	1	47	82	1
7	Delta	0	0	15	0	9	2	1
	Gunnison	0	0	6	0	11	4	1
	Hinsdale	0	0	0	0	0	2	0
	Montrose	2	3	22	0	26	13	0
	Ouray	0	0	4	0	0	0	0
	San Miguel	0	1	12	0	7	5	0
	<i>Total</i>	2	4	59	0	53	26	2
8	Jackson	0	0	0	0	0	0	0
	Larimer	0	0	109	1	122	27	9
	<i>Total</i>	0	0	109	1	122	27	9
9	Garfield	0	2	54	1	41	2	2
	Pitkin	0	0	8	0	4	0	0
	Rio Blanco	0	0	7	0	0	0	0
	<i>Total</i>	0	2	69	1	45	2	2
10	Pueblo	1	1	183	3	212	2	5
11	Chaffee	0	0	11	2	19	5	1
	Custer	0	0	4	0	2	1	0
	Fremont	0	1	43	0	17	2	2
	Park	0	0	6	0	8	8	1
	<i>Total</i>	0	1	64	2	46	16	4

Table 18: District Court Criminal Filings by Type, FY 2007

District	Court Location	Criminal Mischief	Drugs	Escape	Fraud	Forgery	Fugitive from Justice	Habitual Criminal
1	Gilpin	5	18	0	0	6	4	1
	Jefferson	124	910	124	8	193	88	0
	Total	129	928	124	8	199	92	1
2	Denver	142	2,206	457	34	133	58	0
3	Huerfano	6	27	0	2	3	7	0
	Las Animas	5	20	0	9	9	9	0
	Total	11	47	0	11	12	16	0
4	El Paso	203	1,250	209	293	277	198	2
	Teller	7	75	0	5	12	6	0
	Total	210	1,325	209	298	289	204	2
5	Clear Creek	5	33	0	1	18	6	2
	Eagle	21	115	1	20	5	17	0
	Lake	3	50	0	2	1	9	0
	Summit	16	102	0	13	50	9	1
	Total	45	300	1	36	74	41	3
6	Archuleta	5	16	0	2	2	4	0
	La Plata	32	115	8	26	9	64	1
	San Juan	0	0	0	0	0	1	0
	Total	37	131	8	28	11	69	1
7	Delta	1	77	4	3	9	5	0
	Gunnison	1	35	0	8	4	4	0
	Hinsdale	1	4	0	1	0	0	0
	Montrose	9	140	4	11	6	9	0
	Ouray	0	8	0	2	0	1	0
	San Miguel	6	29	2	1	3	1	0
	Total	18	293	10	26	22	20	0
8	Jackson	0	2	1	0	0	0	0
	Larimer	56	468	33	31	58	82	0
	Total	56	470	34	31	58	82	0
9	Garfield	33	172	4	9	29	31	0
	Pitkin	1	16	0	3	4	4	0
	Rio Blanco	1	25	1	2	3	19	0
	Total	35	213	5	14	36	54	0
10	Pueblo	109	406	62	35	51	38	0
11	Chaffee	5	30	4	10	0	6	0
	Custer	0	1	0	2	0	0	0
	Fremont	13	149	4	24	9	29	0
	Park	2	25	0	0	4	3	0
	Total	20	205	8	36	13	38	0

Table 18: District Court Criminal Filings by Type, FY 2007

District	Court Location	Habitual					
		Homicide	Traffic	Incest	Impersonation	Kidnapping	Menacing
1	Gilpin	0	3	0	6	0	3
	Jefferson	31	76	1	86	10	115
	<i>Total</i>	<i>31</i>	<i>79</i>	<i>1</i>	<i>92</i>	<i>10</i>	<i>118</i>
2	Denver	90	46	0	40	30	163
3	Huerfano	0	2	0	5	5	13
	Las Animas	4	5	0	6	0	20
	<i>Total</i>	<i>4</i>	<i>7</i>	<i>0</i>	<i>11</i>	<i>5</i>	<i>33</i>
4	El Paso	97	87	1	142	57	241
	Teller	0	4	0	6	1	14
	<i>Total</i>	<i>97</i>	<i>91</i>	<i>1</i>	<i>148</i>	<i>58</i>	<i>255</i>
5	Clear Creek	0	2	0	9	0	5
	Eagle	0	12	0	24	2	14
	Lake	0	6	0	3	1	6
	Summit	0	3	0	7	2	10
	<i>Total</i>	<i>0</i>	<i>23</i>	<i>0</i>	<i>43</i>	<i>5</i>	<i>35</i>
6	Archuleta	0	2	0	2	5	8
	La Plata	4	8	0	35	0	20
	San Juan	0	0	0	0	0	1
	<i>Total</i>	<i>4</i>	<i>10</i>	<i>0</i>	<i>37</i>	<i>5</i>	<i>29</i>
7	Delta	1	11	0	3	2	13
	Gunnison	0	5	0	2	2	9
	Hinsdale	0	0	0	0	0	0
	Montrose	3	22	0	13	3	16
	Ouray	0	1	0	0	0	2
	San Miguel	1	3	0	0	4	4
	<i>Total</i>	<i>5</i>	<i>42</i>	<i>0</i>	<i>18</i>	<i>11</i>	<i>44</i>
8	Jackson	0	0	0	0	0	1
	Larimer	11	58	0	62	7	69
	<i>Total</i>	<i>11</i>	<i>58</i>	<i>0</i>	<i>62</i>	<i>7</i>	<i>70</i>
9	Garfield	1	14	0	72	2	28
	Pitkin	0	1	0	2	0	3
	Rio Blanco	1	0	0	6	0	2
	<i>Total</i>	<i>2</i>	<i>15</i>	<i>0</i>	<i>80</i>	<i>2</i>	<i>33</i>
10	Pueblo	28	65	0	69	9	127
11	Chaffee	1	8	0	2	0	8
	Custer	0	0	0	0	1	0
	Fremont	1	12	0	7	7	19
	Park	2	2	0	2	0	5
	<i>Total</i>	<i>4</i>	<i>22</i>	<i>0</i>	<i>11</i>	<i>8</i>	<i>32</i>

Table 18: District Court Criminal Filings by Type, FY 2007

District	Court Location	Criminal Non-Support	Obstruction of Public Justice	Other	Public Indecency	Perjury	Pornography
1	Gilpin	0	0	4	0	0	0
	Jefferson	0	0	334	0	1	0
	<i>Total</i>	<i>0</i>	<i>0</i>	<i>338</i>	<i>0</i>	<i>1</i>	<i>0</i>
2	Denver	0	21	178	0	0	0
3	Huerfano	0	1	12	0	0	0
	Las Animas	0	1	15	0	0	0
	<i>Total</i>	<i>0</i>	<i>2</i>	<i>27</i>	<i>0</i>	<i>0</i>	<i>0</i>
4	El Paso	0	25	234	0	0	1
	Teller	0	0	18	0	0	0
	<i>Total</i>	<i>0</i>	<i>25</i>	<i>252</i>	<i>0</i>	<i>0</i>	<i>1</i>
5	Clear Creek	0	0	17	0	0	0
	Eagle	0	0	19	0	0	0
	Lake	0	0	17	0	0	0
	Summit	0	0	27	0	0	0
	<i>Total</i>	<i>0</i>	<i>0</i>	<i>80</i>	<i>0</i>	<i>0</i>	<i>0</i>
6	Archuleta	0	1	11	0	0	0
	La Plata	0	0	47	1	0	0
	San Juan	0	0	0	0	0	0
	<i>Total</i>	<i>0</i>	<i>1</i>	<i>58</i>	<i>1</i>	<i>0</i>	<i>0</i>
7	Delta	0	0	11	0	0	0
	Gunnison	0	1	7	0	0	0
	Hinsdale	0	0	0	0	0	0
	Montrose	0	0	25	1	0	0
	Ouray	0	0	2	0	0	0
	San Miguel	0	0	10	0	1	0
	<i>Total</i>	<i>0</i>	<i>1</i>	<i>55</i>	<i>1</i>	<i>1</i>	<i>0</i>
8	Jackson	0	0	1	0	0	0
	Larimer	0	8	76	0	0	0
	<i>Total</i>	<i>0</i>	<i>8</i>	<i>77</i>	<i>0</i>	<i>0</i>	<i>0</i>
9	Garfield	0	2	33	0	0	0
	Pitkin	0	0	5	0	0	0
	Rio Blanco	0	0	6	0	0	0
	<i>Total</i>	<i>0</i>	<i>2</i>	<i>44</i>	<i>0</i>	<i>0</i>	<i>0</i>
10	Pueblo	0	7	60	0	0	0
11	Chaffee	0	0	9	0	0	0
	Custer	0	0	1	0	0	0
	Fremont	0	0	72	0	0	0
	Park	0	0	15	0	0	0
	<i>Total</i>	<i>0</i>	<i>0</i>	<i>97</i>	<i>0</i>	<i>0</i>	<i>0</i>

Table 18: District Court Criminal Filings by Type, FY 2007

District	Court Location	Public Peace			Sex			
		and Order	Prostitution	Robbery	Offenses	Theft	Tampering	Trespass
1	Gilpin	0	0	0	1	15	0	1
	Jefferson	0	1	69	230	808	0	134
	<i>Total</i>	<i>0</i>	<i>1</i>	<i>69</i>	<i>231</i>	<i>823</i>	<i>0</i>	<i>135</i>
2	Denver	20	0	153	235	808	0	126
3	Huerfano	6	0	2	5	12	0	3
	Las Animas	1	0	4	7	37	0	4
	<i>Total</i>	<i>7</i>	<i>0</i>	<i>6</i>	<i>12</i>	<i>49</i>	<i>0</i>	<i>7</i>
4	El Paso	33	2	155	283	1,149	4	125
	Teller	3	0	0	11	30	0	3
	<i>Total</i>	<i>36</i>	<i>2</i>	<i>155</i>	<i>294</i>	<i>1,179</i>	<i>4</i>	<i>128</i>
5	Clear Creek	1	0	0	11	15	0	2
	Eagle	4	0	3	16	76	0	8
	Lake	0	0	0	3	7	0	2
	Summit	0	0	0	14	61	0	12
	<i>Total</i>	<i>5</i>	<i>0</i>	<i>3</i>	<i>44</i>	<i>159</i>	<i>0</i>	<i>24</i>
6	Archuleta	0	0	0	5	9	1	4
	La Plata	1	0	1	26	97	3	20
	San Juan	0	0	0	1	0	0	0
	<i>Total</i>	<i>1</i>	<i>0</i>	<i>1</i>	<i>32</i>	<i>106</i>	<i>4</i>	<i>24</i>
7	Delta	1	0	2	15	27	0	14
	Gunnison	2	0	0	3	11	0	10
	Hinsdale	0	0	0	0	0	0	1
	Montrose	0	0	3	12	57	3	18
	Ouray	0	0	0	1	5	0	0
	San Miguel	0	0	0	7	12	0	5
	<i>Total</i>	<i>3</i>	<i>0</i>	<i>5</i>	<i>38</i>	<i>112</i>	<i>3</i>	<i>48</i>
8	Jackson	0	0	0	0	0	0	1
	Larimer	37	0	26	95	410	5	57
	<i>Total</i>	<i>37</i>	<i>0</i>	<i>26</i>	<i>95</i>	<i>410</i>	<i>5</i>	<i>58</i>
9	Garfield	31	0	5	34	87	1	22
	Pitkin	0	0	0	3	25	0	2
	Rio Blanco	0	0	1	2	5	1	3
	<i>Total</i>	<i>31</i>	<i>0</i>	<i>6</i>	<i>39</i>	<i>117</i>	<i>2</i>	<i>27</i>
10	Pueblo	51	0	56	97	407	4	65
11	Chaffee	0	0	1	3	20	1	5
	Custer	0	0	0	0	2	0	3
	Fremont	0	0	5	29	63	0	13
	Park	0	0	0	5	16	0	2
	<i>Total</i>	<i>0</i>	<i>0</i>	<i>6</i>	<i>37</i>	<i>101</i>	<i>1</i>	<i>23</i>

Table 18: District Court Criminal Filings by Type, FY 2007

District	Court Location	Carrying				Total
		Vehicular Assault	Vehicular Homicide	Concealed Weapon	Sealed Case	
1	Gilpin	1	0	0	0	78
	Jefferson	10	4	18	0	3,893
	Total	11	4	18	0	3,971
2	Denver	21	6	93	0	5,904
3	Huerfano	0	1	1	0	139
	Las Animas	0	0	3	0	207
	Total	0	1	4	0	346
4	El Paso	30	7	92	0	6,002
	Teller	0	0	4	0	216
	Total	30	7	96	0	6,218
5	Clear Creek	1	0	1	0	160
	Eagle	1	1	7	0	428
	Lake	1	0	0	0	158
	Summit	3	0	0	0	404
	Total	6	1	8	0	1,150
6	Archuleta	1	1	2	0	110
	La Plata	4	0	5	1	689
	San Juan	0	0	0	0	4
	Total	5	1	7	1	803
7	Delta	1	1	2	0	230
	Gunnison	1	0	2	0	129
	Hinsdale	0	0	0	0	9
	Montrose	0	1	17	0	439
	Ouray	0	0	0	0	26
	San Miguel	2	0	1	0	117
	Total	4	2	22	0	950
8	Jackson	0	0	0	0	6
	Larimer	1	1	25	0	1,944
	Total	1	1	25	0	1,950
9	Garfield	8	1	6	0	727
	Pitkin	0	0	0	0	81
	Rio Blanco	0	0	2	0	87
	Total	8	1	8	0	895
10	Pueblo	12	1	11	0	2,177
11	Chaffee	2	1	1	0	155
	Custer	0	0	1	0	18
	Fremont	1	0	0	0	522
	Park	3	0	0	0	109
	Total	6	1	2	0	804

Table 18: District Court Criminal Filings by Type, FY 2007

District	Court Location	Cruelty to		Bribery-		Bail	Child	
		Animals	Arson	Assault	Tampering			Burglary
12	Alamosa	0	5	15	1	25	0	2
	Conejos	0	0	7	0	5	0	0
	Costilla	0	0	8	0	4	0	0
	Mineral	0	0	0	0	1	0	0
	Rio Grande	0	0	10	0	18	0	3
	Saguache	0	0	2	0	2	0	0
	<i>Total</i>	<i>0</i>	<i>5</i>	<i>42</i>	<i>1</i>	<i>55</i>	<i>0</i>	<i>5</i>
13	Kit Carson	0	0	6	0	6	2	0
	Logan	0	1	12	3	3	11	2
	Morgan	0	0	20	0	10	4	1
	Phillips	0	0	2	0	3	1	0
	Sedgwick	0	2	0	1	0	0	0
	Washington	0	0	5	0	3	1	0
	Yuma	0	0	8	0	3	2	1
	<i>Total</i>	<i>0</i>	<i>3</i>	<i>53</i>	<i>4</i>	<i>28</i>	<i>21</i>	<i>4</i>
14	Grand	0	1	15	1	21	9	0
	Moffat	0	1	23	1	15	6	1
	Routt	0	1	14	1	10	11	0
	<i>Total</i>	<i>0</i>	<i>3</i>	<i>52</i>	<i>3</i>	<i>46</i>	<i>26</i>	<i>1</i>
15	Baca	0	0	1	0	0	0	0
	Cheyenne	0	0	1	0	0	0	0
	Kiowa	0	0	2	0	0	0	0
	Prowers	0	1	13	0	10	0	0
	<i>Total</i>	<i>0</i>	<i>1</i>	<i>17</i>	<i>0</i>	<i>10</i>	<i>0</i>	<i>0</i>
16	Bent	0	0	2	0	1	3	0
	Crowley	0	0	6	0	1	1	0
	Otero	1	1	15	0	10	2	3
	<i>Total</i>	<i>1</i>	<i>1</i>	<i>23</i>	<i>0</i>	<i>12</i>	<i>6</i>	<i>3</i>
17	Adams	1	6	239	2	279	5	25
	Broomfield	0	0	13	0	20	1	1
	<i>Total</i>	<i>1</i>	<i>6</i>	<i>252</i>	<i>2</i>	<i>299</i>	<i>6</i>	<i>26</i>
18	Arapahoe	1	7	210	1	254	17	20
	Douglas	0	1	42	2	58	26	2
	Elbert	2	0	6	1	8	0	2
	Lincoln	0	0	5	0	2	3	0
	<i>Total</i>	<i>3</i>	<i>8</i>	<i>263</i>	<i>4</i>	<i>322</i>	<i>46</i>	<i>24</i>
19	Weld	1	6	109	0	173	0	7
20	Boulder	0	4	176	1	184	30	4
21	Mesa	0	4	125	0	139	19	1
22	Dolores	0	0	1	0	3	0	0
	Montezuma	0	1	26	0	21	3	1
	<i>Total</i>	<i>0</i>	<i>1</i>	<i>27</i>	<i>0</i>	<i>24</i>	<i>3</i>	<i>1</i>
<i>State Total</i>		<i>17</i>	<i>86</i>	<i>2,883</i>	<i>48</i>	<i>2,896</i>	<i>393</i>	<i>152</i>
<i>Percent of State Total</i>		<i>0%</i>	<i>0%</i>	<i>7%</i>	<i>0%</i>	<i>7%</i>	<i>1%</i>	<i>0%</i>

Table 18: District Court Criminal Filings by Type, FY 2007

District	Court Location	Criminal					Fugitive from	Habitual
		Mischief	Drugs	Escape	Fraud	Forgery	Justice	Criminal
12	Alamosa	5	43	20	54	14	4	0
	Conejos	2	11	1	8	0	1	0
	Costilla	1	7	0	0	1	1	0
	Mineral	0	1	0	1	0	0	0
	Rio Grande	3	34	2	24	13	7	0
	Saguache	2	8	0	1	5	3	0
	<i>Total</i>	13	104	23	88	33	16	0
13	Kit Carson	3	8	0	4	0	12	0
	Logan	3	68	4	2	9	23	2
	Morgan	4	105	3	6	12	14	0
	Phillips	1	1	0	0	1	0	0
	Sedgwick	0	8	0	0	0	1	0
	Washington	2	11	3	1	0	2	0
	Yuma	6	8	1	1	2	9	0
	<i>Total</i>	19	209	11	14	24	61	2
14	Grand	8	57	0	3	9	9	0
	Moffat	8	84	8	5	10	7	0
	Routt	13	37	1	9	9	10	1
	<i>Total</i>	29	178	9	17	28	26	1
15	Baca	0	2	1	1	0	5	0
	Cheyenne	0	0	0	1	0	0	0
	Kiowa	0	0	0	0	0	2	0
	Prowers	4	14	0	3	18	14	0
	<i>Total</i>	4	16	1	5	18	21	0
16	Bent	1	15	1	3	0	2	0
	Crowley	0	22	0	0	0	0	0
	Otero	9	28	2	7	13	4	0
	<i>Total</i>	10	65	3	10	13	6	0
17	Adams	113	1,140	156	41	129	94	0
	Broomfield	14	72	0	9	17	0	1
	<i>Total</i>	127	1,212	156	50	146	94	1
18	Arapahoe	77	859	127	18	145	133	0
	Douglas	40	131	3	12	45	40	0
	Elbert	6	6	0	7	3	3	0
	Lincoln	0	24	5	0	3	6	0
	<i>Total</i>	123	1,020	135	37	196	182	0
19	Weld	66	592	59	23	129	54	0
20	Boulder	78	472	57	24	79	69	0
21	Mesa	67	742	37	8	53	75	0
22	Dolores	2	4	0	0	1	0	0
	Montezuma	13	75	3	5	15	16	0
	<i>Total</i>	15	79	3	5	16	16	0
<i>State Total</i>		1,363	11,213	1,412	838	1,633	1,332	11
<i>Percent of State Total</i>		3%	25%	3%	2%	4%	3%	0%

Table 18: District Court Criminal Filings by Type, FY 2007

District	Court Location	Habitual					Menacing
		Homicide	Traffic	Incest	Impersonation	Kidnapping	
12	Alamosa	0	14	0	17	0	8
	Conejos	0	6	0	2	2	2
	Costilla	0	4	0	1	0	3
	Mineral	0	0	0	0	0	0
	Rio Grande	0	8	0	17	1	5
	Saguache	0	5	0	0	0	1
	<i>Total</i>	<i>0</i>	<i>37</i>	<i>0</i>	<i>37</i>	<i>3</i>	<i>19</i>
13	Kit Carson	0	0	1	4	0	4
	Logan	0	4	0	5	1	6
	Morgan	1	7	0	18	0	18
	Phillips	0	0	0	0	0	0
	Sedgwick	0	0	0	0	1	0
	Washington	0	3	0	0	0	2
	Yuma	0	0	0	1	0	4
	<i>Total</i>	<i>1</i>	<i>14</i>	<i>1</i>	<i>28</i>	<i>2</i>	<i>34</i>
14	Grand	1	1	0	2	1	8
	Moffat	0	1	1	1	3	6
	Routt	0	3	0	4	1	14
	<i>Total</i>	<i>1</i>	<i>5</i>	<i>1</i>	<i>7</i>	<i>5</i>	<i>28</i>
15	Baca	0	0	0	2	0	1
	Cheyenne	0	0	0	0	0	0
	Kiowa	0	0	0	1	0	1
	Prowers	0	8	0	7	0	5
	<i>Total</i>	<i>0</i>	<i>8</i>	<i>0</i>	<i>10</i>	<i>0</i>	<i>7</i>
16	Bent	0	0	0	0	0	1
	Crowley	0	0	0	0	0	0
	Otero	0	3	0	4	5	11
	<i>Total</i>	<i>0</i>	<i>3</i>	<i>0</i>	<i>4</i>	<i>5</i>	<i>12</i>
17	Adams	52	129	3	84	40	160
	Broomfield	0	7	0	14	0	12
	<i>Total</i>	<i>52</i>	<i>136</i>	<i>3</i>	<i>98</i>	<i>40</i>	<i>172</i>
18	Arapahoe	43	58	0	49	51	144
	Douglas	13	23	0	27	5	37
	Elbert	0	2	1	0	0	4
	Lincoln	0	1	2	3	0	0
	<i>Total</i>	<i>56</i>	<i>84</i>	<i>3</i>	<i>79</i>	<i>56</i>	<i>185</i>
19	Weld	33	119	1	213	22	71
20	Boulder	10	48	0	182	15	86
21	Mesa	4	44	2	132	9	74
22	Dolores	0	0	0	0	0	0
	Montezuma	1	12	0	10	0	18
	<i>Total</i>	<i>1</i>	<i>12</i>	<i>0</i>	<i>10</i>	<i>0</i>	<i>18</i>
<i>State Total</i>		<i>434</i>	<i>968</i>	<i>13</i>	<i>1,411</i>	<i>307</i>	<i>1,645</i>
<i>Percent of State Total</i>		<i>1%</i>	<i>2%</i>	<i>0%</i>	<i>3%</i>	<i>1%</i>	<i>4%</i>

Table 18: District Court Criminal Filings by Type, FY 2007

District	Court Location	Criminal Non-Support	Obstruction of Public Justice	Other	Public Indecency	Perjury	Pornography
12	Alamosa	0	0	36	0	0	0
	Conejos	0	0	8	0	0	0
	Costilla	0	0	5	0	0	0
	Mineral	0	0	0	0	0	0
	Rio Grande	0	0	13	0	0	0
	Saguache	0	0	1	0	0	0
	<i>Total</i>		0	0	63	0	0
13	Kit Carson	0	0	15	0	0	0
	Logan	0	0	24	0	0	0
	Morgan	0	1	36	0	0	0
	Phillips	0	0	1	0	0	0
	Sedgwick	0	0	1	0	0	0
	Washington	0	0	7	0	0	0
	Yuma	0	0	4	0	0	0
	<i>Total</i>		0	1	88	0	0
14	Grand	2	4	8	0	0	0
	Moffat	0	3	3	0	1	0
	Routt	0	1	23	0	0	0
	<i>Total</i>	2	8	34	0	1	0
15	Baca	0	0	3	0	0	0
	Cheyenne	0	0	4	0	0	0
	Kiowa	0	0	1	0	0	0
	Prowers	0	0	12	0	0	0
	<i>Total</i>	0	0	20	0	0	0
16	Bent	0	0	5	0	0	0
	Crowley	0	0	3	0	0	0
	Otero	0	0	31	0	1	0
	<i>Total</i>	0	0	39	0	1	0
17	Adams	0	0	230	0	0	0
	Broomfield	0	0	26	0	0	0
	<i>Total</i>	0	0	256	0	0	0
18	Arapahoe	0	0	261	0	1	0
	Douglas	0	0	77	0	1	0
	Elbert	0	0	5	0	0	0
	Lincoln	0	0	3	0	0	0
	<i>Total</i>	0	0	346	0	2	0
19	Weld	0	0	301	0	1	0
20	Boulder	1	1	22	0	0	0
21	Mesa	0	0	175	0	0	1
22	Dolores	0	0	0	0	0	0
	Montezuma	0	0	9	0	0	0
	<i>Total</i>	0	0	9	0	0	0
<i>State Total</i>		3	77	2,619	2	7	2
<i>Percent of State Total</i>		0%	0%	6%	0%	0%	0%

Table 18: District Court Criminal Filings by Type, FY 2007

District	Court Location	Public Peace			Sex			
		and Order	Prostitution	Robbery	Offenses	Theft	Tampering	Trespass
12	Alamosa	0	0	9	1	29	1	7
	Conejos	0	0	0	0	3	0	1
	Costilla	0	0	0	1	1	1	0
	Mineral	0	0	0	0	0	0	1
	Rio Grande	2	0	0	4	30	0	5
	Saguache	0	0	0	2	5	0	2
	<i>Total</i>	2	0	9	8	68	2	16
13	Kit Carson	0	0	0	2	15	0	0
	Logan	0	0	0	15	57	0	2
	Morgan	0	0	2	26	51	0	7
	Phillips	0	0	0	1	2	0	2
	Sedgwick	0	0	0	2	2	0	0
	Washington	0	0	0	1	3	0	3
	Yuma	0	0	1	2	14	0	2
	<i>Total</i>	0	0	3	49	144	0	16
14	Grand	3	0	1	5	39	0	7
	Moffat	3	0	0	6	22	0	4
	Routt	0	0	0	6	33	0	8
	<i>Total</i>	6	0	1	17	94	0	19
15	Baca	1	0	0	0	7	0	0
	Cheyenne	0	0	0	2	2	0	1
	Kiowa	0	0	0	0	1	0	0
	Prowers	0	0	6	4	17	0	2
	<i>Total</i>	1	0	6	6	27	0	3
16	Bent	0	0	0	2	3	0	2
	Crowley	0	0	0	1	3	0	1
	Otero	0	0	4	9	30	0	15
	<i>Total</i>	0	0	4	12	36	0	18
17	Adams	0	0	94	139	640	0	102
	Broomfield	0	0	3	16	98	0	20
	<i>Total</i>	0	0	97	155	738	0	122
18	Arapahoe	0	0	109	195	753	1	96
	Douglas	0	0	9	44	246	4	15
	Elbert	0	0	0	4	14	0	1
	Lincoln	1	0	0	4	18	0	2
	<i>Total</i>	1	0	118	247	1,031	5	114
19	Weld	0	0	27	94	483	0	97
20	Boulder	88	1	26	82	340	6	126
21	Mesa	0	0	11	50	278	12	51
22	Dolores	0	0	0	1	0	0	0
	Montezuma	6	0	0	14	46	1	11
	<i>Total</i>	6	0	0	15	46	1	11
<i>State Total</i>		295	4	788	1,889	7,556	49	1,258
<i>Percent of State Total</i>		1%	0%	2%	4%	17%	0%	3%

Table 18: District Court Criminal Filings by Type, FY 2007

District	Court Location	Carrying				Total
		Vehicular Assault	Vehicular Homicide	Concealed Weapon	Sealed Case	
12	Alamosa	1	0	0	0	311
	Conejos	0	0	0	0	59
	Costilla	1	0	1	0	40
	Mineral	0	0	0	0	4
	Rio Grande	0	0	1	0	200
	Saguache	1	0	0	0	40
	<i>Total</i>	3	0	2	0	654
13	Kit Carson	1	1	0	0	84
	Logan	0	1	2	0	260
	Morgan	1	1	0	0	348
	Phillips	0	0	0	0	15
	Sedgwick	0	0	0	0	18
	Washington	0	0	0	0	47
	Yuma	1	0	0	0	70
	<i>Total</i>	3	3	2	0	842
14	Grand	0	1	1	0	217
	Moffat	0	0	2	0	225
	Routt	2	0	0	0	212
	<i>Total</i>	2	1	3	0	654
15	Baca	0	0	0	0	24
	Cheyenne	1	0	0	0	12
	Kiowa	0	0	0	0	8
	Prowers	0	0	0	0	138
	<i>Total</i>	1	0	0	0	182
16	Bent	0	0	0	0	41
	Crowley	0	0	0	0	38
	Otero	0	0	2	0	210
	<i>Total</i>	0	0	2	0	289
17	Adams	6	2	33	0	3,944
	Broomfield	1	0	1	0	346
	<i>Total</i>	7	2	34	0	4,290
18	Arapahoe	17	3	12	0	3,662
	Douglas	8	3	11	0	925
	Elbert	1	0	0	0	76
	Lincoln	1	0	0	0	83
	<i>Total</i>	27	6	23	0	4,746
19	Weld	22	6	5	0	2,714
20	Boulder	10	0	11	0	2,233
21	Mesa	6	1	32	0	2,152
22	Dolores	0	0	0	0	12
	Montezuma	1	1	0	0	309
	<i>Total</i>	1	1	0	0	321
<i>State Total</i>		186	46	408	1	44,245
<i>Percent of State Total</i>		0%	0%	1%	0%	100%

Table 19: District Court Juvenile Filings by Type, FY 2007

District	Court Location	Administrative Paternity Order	Administrative Support Order	Consent for Marriage	Dependency & Neglect	Expedited Placement	Juvenile Expungement
1	Gilpin	0	5	0	4	0	0
	Jefferson	140	407	0	173	232	0
	Total	140	412	0	177	232	0
2	Denver Juvenile	215	548	1	182	319	0
3	Huerfano	7	26	0	10	3	0
	Las Animas	9	52	0	2	10	0
	Total	16	78	0	12	13	0
4	El Paso	68	103	1	251	366	61
	Teller	3	11	0	17	11	0
	Total	71	114	1	268	377	61
5	Clear Creek	2	2	0	3	5	0
	Eagle	1	26	0	6	0	0
	Lake	0	1	0	6	1	0
	Summit	4	2	0	2	0	0
	Total	7	31	0	17	6	0
6	Archuleta	4	15	0	2	2	0
	La Plata	24	2	0	15	5	0
	San Juan	0	1	0	0	0	0
	Total	28	18	0	17	7	0
7	Delta	6	23	0	24	13	0
	Gunnison	0	2	0	5	4	0
	Hinsdale	0	0	0	1	0	0
	Montrose	49	45	0	26	24	0
	Ouray	0	0	0	2	0	0
	San Miguel	1	0	0	1	0	0
	Total	56	70	0	59	41	0
8	Jackson	0	0	0	1	1	0
	Larimer	206	81	0	98	177	0
	Total	206	81	0	99	178	0
9	Garfield	4	56	0	20	7	0
	Pitkin	0	0	0	0	0	0
	Rio Blanco	0	1	0	7	0	0
	Total	4	57	0	27	7	0
10	Pueblo	70	220	1	101	175	5
11	Chaffee	0	14	0	0	2	0
	Custer	1	1	0	0	1	0
	Fremont	35	111	0	16	19	7
	Park	2	9	0	3	6	0
	Total	38	135	0	19	28	7

*A detailed listing of Juvenile Delinquency filings by case type are found in Table 20 of this report.

Table 19: District Court Juvenile Filings by Type, FY 2007

District	Court Location	Grandparent Visitation	Lack of Proper Care	Child in Need of Oversight	Juvenile Other	Petition for Review of Need for Placement	Paternity	Support
1	Gilpin	0	0	0	0	0	0	0
	Jefferson	7	0	0	2	0	99	175
	<i>Total</i>	7	0	0	2	0	99	175
2	Denver Juvenile	3	0	0	63	9	317	376
3	Huerfano	0	0	0	0	1	1	0
	Las Animas	0	0	0	0	0	0	9
	<i>Total</i>	0	0	0	0	1	1	9
4	El Paso	1	0	0	3	1	255	287
	Teller	0	0	0	0	0	1	4
	<i>Total</i>	1	0	0	3	1	256	291
5	Clear Creek	0	0	0	1	0	1	1
	Eagle	0	0	0	0	0	8	0
	Lake	0	0	0	0	0	0	0
	Summit	0	0	0	2	0	3	0
	<i>Total</i>	0	0	0	3	0	12	1
6	Archuleta	0	0	0	0	1	5	2
	La Plata	2	0	0	1	1	4	0
	San Juan	0	0	0	0	0	0	0
	<i>Total</i>	2	0	0	1	2	9	2
7	Delta	0	0	0	2	5	4	0
	Gunnison	0	0	0	0	1	3	2
	Hinsdale	0	0	0	0	0	0	0
	Montrose	0	0	0	0	2	1	0
	Ouray	0	0	0	0	0	0	0
	San Miguel	0	0	0	0	0	1	0
	<i>Total</i>	0	0	0	2	8	9	2
8	Jackson	0	0	0	0	0	0	0
	Larimer	0	0	0	3	0	22	0
	<i>Total</i>	0	0	0	3	0	22	0
9	Garfield	1	0	0	4	0	9	6
	Pitkin	0	0	0	1	0	0	0
	Rio Blanco	0	0	0	0	1	0	0
	<i>Total</i>	1	0	0	5	1	9	6
10	Pueblo	8	0	0	7	7	69	48
11	Chaffee	0	0	0	0	0	2	4
	Custer	0	0	0	0	0	0	0
	Fremont	0	0	0	0	0	2	3
	Park	0	0	0	1	0	0	0
	<i>Total</i>	0	0	0	1	0	4	7

*A detailed listing of Juvenile Delinquency filings by case type are found in Table 20 of this report.

Table 19: District Court Juvenile Filings by Type, FY 2007

District	Court Location	Truancy	Adoption	Confidential Intermediary	Juvenile Relinquishment	Total	Juvenile Delinquency	Total
							Total*	
1	Gilpin	0	4	0	0	13	7	20
	Jefferson	495	221	4	59	2,014	1,412	3,426
	Total	495	225	4	59	2,027	1,419	3,446
2	Denver Juvenile	476	286	59	5	2,859	1,804	4,663
3	Huerfano	0	4	1	0	53	37	90
	Las Animas	2	17	0	2	103	80	183
	Total	2	21	1	2	156	117	273
4	El Paso	365	354	0	32	2,148	1,834	3,982
	Teller	6	13	0	0	66	69	135
	Total	371	367	0	32	2,214	1,903	4,117
5	Clear Creek	1	19	0	35	70	16	86
	Eagle	0	12	1	5	59	94	153
	Lake	1	2	0	0	11	45	56
	Summit	1	6	0	0	20	66	86
	Total	3	39	1	40	160	221	381
6	Archuleta	2	4	0	0	37	27	64
	La Plata	2	23	0	0	79	92	171
	San Juan	0	0	0	0	1	2	3
	Total	4	27	0	0	117	121	238
7	Delta	0	13	0	11	101	86	187
	Gunnison	0	7	0	1	25	42	67
	Hinsdale	0	3	0	0	4	0	4
	Montrose	35	36	0	5	223	83	306
	Ouray	0	0	0	0	2	7	9
	San Miguel	0	2	0	0	5	5	10
	Total	35	61	0	17	360	223	583
8	Jackson	0	1	0	0	3	4	7
	Larimer	34	228	3	40	892	1,038	1,930
	Total	34	229	3	40	895	1,042	1,937
9	Garfield	8	9	3	0	127	136	263
	Pitkin	0	6	0	1	8	32	40
	Rio Blanco	0	0	0	0	9	10	19
	Total	8	15	3	1	144	178	322
10	Pueblo	247	115	2	15	1,090	482	1,572
11	Chaffee	0	5	0	0	27	64	91
	Custer	0	3	0	0	6	10	16
	Fremont	40	39	1	5	278	344	622
	Park	0	5	0	0	26	56	82
	Total	40	52	1	5	337	474	811

*A detailed listing of Juvenile Delinquency filings by case type are found in Table 20 of this report.

Table 19: District Court Juvenile Filings by Type, FY 2007

District	Court Location	Administrative Paternity Order	Administrative Support Order	Consent for Marriage	Dependency & Neglect	Expedited Placement	Juvenile Expungement
12	Alamosa	30	36	0	13	22	0
	Conejos	1	13	0	8	2	0
	Costilla	2	4	0	2	3	0
	Mineral	0	0	0	3	1	0
	Rio Grande	5	41	0	18	7	0
	Saguache	1	8	0	3	4	0
	Total		39	102	0	47	39
13	Kit Carson	5	7	0	0	3	0
	Logan	17	33	0	14	9	0
	Morgan	13	48	0	13	30	0
	Phillips	0	1	0	6	0	0
	Sedgwick	0	5	0	2	1	0
	Washington	1	2	0	7	1	0
	Yuma	0	21	0	6	3	0
Total		36	117	0	48	47	0
14	Grand	1	2	0	7	0	0
	Moffat	1	0	0	4	8	0
	Routt	0	0	0	2	1	0
	Total	2	2	0	13	9	0
15	Baca	0	2	0	1	4	0
	Cheyenne	0	0	0	2	1	0
	Kiowa	0	2	0	0	0	0
	Prowers	2	29	0	11	4	1
	Total	2	33	0	14	9	1
16	Bent	11	6	0	6	6	0
	Crowley	1	18	0	5	2	0
	Otero	13	48	1	10	16	0
	Total	25	72	1	21	24	0
17	Adams	28	404	1	103	233	16
	Broomfield	5	71	0	8	17	5
	Total	33	475	1	111	250	21
18	Arapahoe	215	445	1	158	183	29
	Douglas	11	24	0	13	6	74
	Elbert	1	5	0	32	9	0
	Lincoln	4	13	0	5	4	0
	Total	231	487	1	208	202	103
19	Weld	60	164	1	64	90	4
20	Boulder	48	261	2	72	88	0
21	Mesa	51	405	0	66	52	0
22	Dolores	0	0	0	3	1	0
	Montezuma	0	0	0	8	5	0
	Total	0	0	0	11	6	0
State Total		1,378	3,882	9	1,653	2,199	202
Percent of State Total		4%	12%	0%	5%	7%	1%

*A detailed listing of Juvenile Delinquency filings by case type are found in Table 20 of this report.

Table 19: District Court Juvenile Filings by Type, FY 2007

District	Court Location	Grandparent Visitation	Lack of Proper Care	Child in Need of Oversight	Juvenile Other	Petition for Review of Need for Placement	Paternity	Support
12	Alamosa	0	0	0	0	1	5	1
	Conejos	0	0	0	0	0	1	6
	Costilla	0	0	0	0	0	1	1
	Mineral	0	0	0	0	0	0	0
	Rio Grande	0	0	0	0	0	0	1
	Saguache	0	0	0	0	0	0	0
	Total		0	0	0	0	1	7
13	Kit Carson	0	0	0	0	0	0	0
	Logan	0	0	0	1	4	14	1
	Morgan	0	0	0	1	4	0	0
	Phillips	1	0	0	0	0	0	0
	Sedgwick	0	0	0	1	0	0	0
	Washington	0	0	0	3	0	0	1
	Yuma	0	0	0	0	0	0	4
Total		1	0	0	6	8	14	6
14	Grand	0	0	0	0	0	3	0
	Moffat	0	0	0	0	0	7	0
	Routt	0	0	0	2	0	0	0
	Total		0	0	2	0	10	0
15	Baca	0	0	0	0	0	0	7
	Cheyenne	0	0	0	0	0	1	0
	Kiowa	0	0	0	0	0	1	0
	Prowers	1	0	0	2	0	9	27
	Total		1	0	0	2	0	11
16	Bent	0	0	0	0	0	0	1
	Crowley	0	0	0	0	0	4	5
	Otero	0	0	0	0	0	2	22
	Total		0	0	0	0	6	28
17	Adams	10	0	0	35	0	217	9
	Broomfield	0	0	0	0	0	19	2
	Total		10	0	0	35	0	236
18	Arapahoe	7	0	0	4	0	39	0
	Douglas	0	1	1	2	1	25	0
	Elbert	0	0	0	1	0	2	0
	Lincoln	1	0	0	0	1	1	3
	Total		8	1	1	7	2	67
19	Weld	0	0	0	18	4	121	207
20	Boulder	0	0	0	73	0	16	0
21	Mesa	0	0	0	0	0	18	44
22	Dolores	0	0	0	0	0	0	1
	Montezuma	0	0	0	0	1	1	15
	Total		0	0	0	0	1	1
State Total		42	1	1	233	45	1,314	1,275
Percent of State Total		0%	0%	0%	1%	0%	4%	4%

*A detailed listing of Juvenile Delinquency filings by case type are found in Table 20 of this report.

Table 19: District Court Juvenile Filings by Type, FY 2007

District	Court Location	Truancy	Adoption	Confidential Intermediary	Juvenile Relinquishment	Total	Juvenile Delinquency	
							Total*	Total
12	Alamosa	22	22	0	13	165	98	263
	Conejos	0	1	0	0	32	10	42
	Costilla	0	2	2	0	17	12	29
	Mineral	0	0	0	0	4	2	6
	Rio Grande	2	15	0	4	93	97	190
	Saguache	0	0	0	0	16	10	26
	Total		24	40	2	17	327	229
13	Kit Carson	1	6	0	0	22	9	31
	Logan	16	15	0	0	124	61	185
	Morgan	8	19	0	1	137	98	235
	Phillips	0	4	0	0	12	4	16
	Sedgwick	0	0	0	0	9	4	13
	Washington	0	4	0	1	20	15	35
	Yuma	0	13	0	0	47	24	71
Total		25	61	0	2	371	215	586
14	Grand	0	2	1	0	16	35	51
	Moffat	0	17	0	3	40	65	105
	Routt	0	7	1	1	14	36	50
	Total		0	26	2	4	70	136
15	Baca	0	2	0	0	16	7	23
	Cheyenne	0	2	1	0	7	5	12
	Kiowa	0	0	0	0	3	4	7
	Prowers	1	9	1	2	99	40	139
	Total		1	13	2	2	125	56
16	Bent	8	2	0	0	40	17	57
	Crowley	0	0	0	0	35	6	41
	Otero	4	10	1	1	128	84	212
	Total		12	12	1	1	203	107
17	Adams	160	205	5	14	1,440	926	2,366
	Broomfield	0	22	0	3	152	88	240
	Total		160	227	5	17	1,592	1,014
18	Arapahoe	154	324	1	34	1,594	1,357	2,951
	Douglas	15	151	0	62	386	761	1,147
	Elbert	0	11	0	4	65	36	101
	Lincoln	0	6	0	1	39	13	52
	Total		169	492	1	101	2,084	2,167
19	Weld	372	126	12	15	1,258	1,090	2,348
20	Boulder	124	134	7	23	848	822	1,670
21	Mesa	46	83	6	16	787	463	1,250
22	Dolores	0	0	0	1	6	4	10
	Montezuma	29	14	0	8	81	102	183
	Total		29	14	0	9	87	106
State Total		2,677	2,665	112	423	18,111	14,389	32,500
Percent of State Total		8%	8%	0%	1%	56%	44%	100%

*A detailed listing of Juvenile Delinquency filings by case type are found in Table 20 of this report.

Table 20: District Court Juvenile Delinquency Filings by Type, FY 2007

District	Court Location	Cruelty to Animals	Arson	Assault	Burglary	Child Abuse	Change of Venue After Adjudication
1	Gilpin	0	0	1	1	0	2
	Jefferson	0	17	176	130	1	97
	<i>Total</i>	<i>0</i>	<i>17</i>	<i>177</i>	<i>131</i>	<i>1</i>	<i>99</i>
2	Denver Juvenile	0	7	212	178	2	345
3	Huerfano	0	0	4	2	0	3
	Las Animas	0	0	9	8	0	1
	<i>Total</i>	<i>0</i>	<i>0</i>	<i>13</i>	<i>10</i>	<i>0</i>	<i>4</i>
4	El Paso	4	23	306	184	3	0
	Teller	0	1	8	6	0	2
	<i>Total</i>	<i>4</i>	<i>24</i>	<i>314</i>	<i>190</i>	<i>3</i>	<i>2</i>
5	Clear Creek	0	0	3	2	0	0
	Eagle	1	0	11	13	0	1
	Lake	0	0	7	3	0	5
	Summit	0	1	5	8	0	1
	<i>Total</i>	<i>1</i>	<i>1</i>	<i>26</i>	<i>26</i>	<i>0</i>	<i>7</i>
6	Archuleta	0	0	3	9	0	1
	La Plata	0	0	17	14	0	1
	San Juan	0	0	0	0	0	0
	<i>Total</i>	<i>0</i>	<i>0</i>	<i>20</i>	<i>23</i>	<i>0</i>	<i>2</i>
7	Delta	0	0	18	5	0	8
	Gunnison	0	1	3	8	0	0
	Hinsdale	0	0	0	0	0	0
	Montrose	1	0	8	12	1	5
	Ouray	0	0	2	0	0	1
	San Miguel	0	0	0	2	0	0
	<i>Total</i>	<i>1</i>	<i>1</i>	<i>31</i>	<i>27</i>	<i>1</i>	<i>14</i>
8	Jackson	0	0	0	2	0	0
	Larimer	0	8	82	28	0	48
	<i>Total</i>	<i>0</i>	<i>8</i>	<i>82</i>	<i>30</i>	<i>0</i>	<i>48</i>
9	Garfield	0	0	17	15	0	7
	Pitkin	0	3	7	0	0	0
	Rio Blanco	0	0	2	0	0	1
	<i>Total</i>	<i>0</i>	<i>3</i>	<i>26</i>	<i>15</i>	<i>0</i>	<i>8</i>
10	Pueblo	0	0	94	49	2	36
11	Chaffee	0	0	5	1	0	3
	Custer	0	0	0	0	0	0
	Fremont	0	2	35	8	0	6
	Park	0	3	9	2	0	2
	<i>Total</i>	<i>0</i>	<i>5</i>	<i>49</i>	<i>11</i>	<i>0</i>	<i>11</i>

Table 20: District Court Juvenile Delinquency Filings by Type, FY 2007

District	Court Location	Change of Venue Converted Case	Criminal Mischief	Delinquent Case Remanded from Criminal Court	Drugs	Escape	Fraud
1	Gilpin	0	0	0	0	0	0
	Jefferson	1	110	0	84	13	0
	<i>Total</i>	<i>1</i>	<i>110</i>	<i>0</i>	<i>84</i>	<i>13</i>	<i>0</i>
2	Denver Juvenile	0	199	0	124	7	2
3	Huerfano	0	0	0	7	0	0
	Las Animas	0	11	0	2	0	0
	<i>Total</i>	<i>0</i>	<i>11</i>	<i>0</i>	<i>9</i>	<i>0</i>	<i>0</i>
4	El Paso	0	143	1	81	10	6
	Teller	0	3	0	4	0	0
	<i>Total</i>	<i>0</i>	<i>146</i>	<i>1</i>	<i>85</i>	<i>10</i>	<i>6</i>
5	Clear Creek	0	0	0	1	0	1
	Eagle	0	9	0	3	0	0
	Lake	0	0	0	2	0	0
	Summit	0	7	0	1	0	0
	<i>Total</i>	<i>0</i>	<i>16</i>	<i>0</i>	<i>7</i>	<i>0</i>	<i>1</i>
6	Archuleta	1	4	0	0	0	0
	La Plata	0	18	0	1	2	0
	San Juan	0	2	0	0	0	0
	<i>Total</i>	<i>1</i>	<i>24</i>	<i>0</i>	<i>1</i>	<i>2</i>	<i>0</i>
7	Delta	0	9	1	10	2	0
	Gunnison	0	2	0	5	0	0
	Hinsdale	0	0	0	0	0	0
	Montrose	0	4	0	4	1	0
	Ouray	0	0	0	0	0	0
	San Miguel	0	0	0	0	0	0
	<i>Total</i>	<i>0</i>	<i>15</i>	<i>1</i>	<i>19</i>	<i>3</i>	<i>0</i>
8	Jackson	0	0	0	0	0	0
	Larimer	0	71	0	134	3	1
	<i>Total</i>	<i>0</i>	<i>71</i>	<i>0</i>	<i>134</i>	<i>3</i>	<i>1</i>
9	Garfield	0	9	0	16	3	0
	Pitkin	0	5	0	0	0	0
	Rio Blanco	0	2	0	1	0	0
	<i>Total</i>	<i>0</i>	<i>16</i>	<i>0</i>	<i>17</i>	<i>3</i>	<i>0</i>
10	Pueblo	2	37	0	31	0	1
11	Chaffee	0	8	0	2	0	0
	Custer	0	0	0	0	0	0
	Fremont	0	18	0	68	1	1
	Park	0	6	0	6	0	0
	<i>Total</i>	<i>0</i>	<i>32</i>	<i>0</i>	<i>76</i>	<i>1</i>	<i>1</i>

Table 20: District Court Juvenile Delinquency Filings by Type, FY 2007

District	Court Location	Forgery	Homicide	Harassment	Incest	Impersonation	Kidnapping	Municipal Charge Other Than Curfew Violation
1	Gilpin	0	0	0	0	0	0	0
	Jefferson	20	2	64	4	5	7	0
	Total	20	2	64	4	5	7	0
2	Denver Juvenile	2	12	13	1	4	1	0
3	Huerfano	0	0	1	0	0	0	0
	Las Animas	0	1	10	0	0	0	0
	Total	0	1	11	0	0	0	0
4	El Paso	13	9	119	7	29	4	1
	Teller	0	0	5	0	0	0	0
	Total	13	9	124	7	29	4	1
5	Clear Creek	0	0	1	0	0	0	0
	Eagle	4	0	6	0	1	0	0
	Lake	1	0	6	0	0	0	0
	Summit	1	0	1	0	1	0	0
	Total	6	0	14	0	2	0	0
6	Archuleta	1	0	1	0	0	0	0
	La Plata	0	0	3	0	2	0	1
	San Juan	0	0	0	0	0	0	0
	Total	1	0	4	0	2	0	1
7	Delta	0	0	4	0	0	0	0
	Gunnison	0	0	3	0	1	0	0
	Hinsdale	0	0	0	0	0	0	0
	Montrose	0	0	0	0	0	0	0
	Ouray	0	0	0	0	0	0	0
	San Miguel	0	0	0	0	0	0	0
	Total	0	0	7	0	1	0	0
8	Jackson	0	0	0	0	0	0	0
	Larimer	0	1	110	6	1	0	0
	Total	0	1	110	6	1	0	0
9	Garfield	0	0	4	0	2	0	0
	Pitkin	0	0	2	0	0	0	0
	Rio Blanco	0	0	1	0	0	0	0
	Total	0	0	7	0	2	0	0
10	Pueblo	1	3	29	0	2	0	0
11	Chaffee	0	0	2	0	0	0	0
	Custer	0	0	1	0	0	0	0
	Fremont	0	0	10	0	3	1	0
	Park	0	0	6	0	1	0	0
	Total	0	0	19	0	4	1	0

Table 20: District Court Juvenile Delinquency Filings by Type, FY 2007

District	Court Location	Menacing	Other	Possession of Alcohol by Minor	Public Peace and Order	Prostitution	Robbery	Runaway
1	Gilpin	0	0	0	0	0	0	0
	Jefferson	24	136	4	0	0	11	0
	Total	24	136	4	0	0	11	0
2	Denver Juvenile	39	104	0	27	4	74	32
3	Huerfano	0	5	4	1	0	0	0
	Las Animas	3	12	0	4	0	0	0
	Total	3	17	4	5	0	0	0
4	El Paso	95	150	13	24	0	32	0
	Teller	9	7	0	0	0	0	0
	Total	104	157	13	24	0	32	0
5	Clear Creek	0	2	1	0	0	0	0
	Eagle	0	8	1	1	0	3	0
	Lake	5	9	0	0	0	0	0
	Summit	1	3	2	0	0	0	0
	Total	6	22	4	1	0	3	0
6	Archuleta	2	1	0	0	0	0	0
	La Plata	1	10	0	0	0	0	0
	San Juan	0	0	0	0	0	0	0
	Total	3	11	0	0	0	0	0
7	Delta	0	3	0	0	0	0	1
	Gunnison	1	0	6	3	0	0	0
	Hinsdale	0	0	0	0	0	0	0
	Montrose	2	9	1	0	1	1	0
	Ouray	0	1	0	1	0	0	0
	San Miguel	0	2	0	0	0	0	0
	Total	3	15	7	4	1	1	1
8	Jackson	0	0	0	0	0	0	0
	Larimer	11	236	68	23	0	4	0
	Total	11	236	68	23	0	4	0
9	Garfield	10	1	3	2	0	2	0
	Pitkin	1	1	0	0	0	0	0
	Rio Blanco	2	1	0	0	0	0	0
	Total	13	3	3	2	0	2	0
10	Pueblo	16	33	0	0	0	6	1
11	Chaffee	1	0	11	0	0	0	0
	Custer	0	0	6	0	0	0	0
	Fremont	7	34	82	0	0	0	0
	Park	3	3	0	0	0	0	0
	Total	11	37	99	0	0	0	0

Table 20: District Court Juvenile Delinquency Filings by Type, FY 2007

District	Court Location	Sex Offenses	Theft	Tampering	Trespass	Vehicular Assault	Vehicular Homicide	Weapon	Total
1	Gilpin	0	1	0	0	0	0	2	7
	Jefferson	66	244	3	135	1	0	57	1,412
	Total	66	245	3	135	1	0	59	1,419
2	Denver Juvenile	72	197	0	68	0	0	78	1,804
3	Huerfano	0	7	1	1	0	0	1	37
	Las Animas	1	6	0	7	0	0	5	80
	Total	1	13	1	8	0	0	6	117
4	El Paso	73	320	5	112	0	0	67	1,834
	Teller	3	7	1	10	0	0	3	69
	Total	76	327	6	122	0	0	70	1,903
5	Clear Creek	4	1	0	0	0	0	0	16
	Eagle	2	27	0	3	0	0	0	94
	Lake	0	5	1	0	0	0	1	45
	Summit	0	27	0	6	0	0	1	66
	Total	6	60	1	9	0	0	2	221
6	Archuleta	1	2	0	1	0	0	0	27
	La Plata	4	11	0	7	0	0	0	92
	San Juan	0	0	0	0	0	0	0	2
	Total	5	13	0	8	0	0	0	121
7	Delta	3	10	0	6	0	1	5	86
	Gunnison	0	6	0	3	0	0	0	42
	Hinsdale	0	0	0	0	0	0	0	0
	Montrose	2	11	0	14	0	0	6	83
	Ouray	0	1	0	1	0	0	0	7
	San Miguel	0	1	0	0	0	0	0	5
	Total	5	29	0	24	0	1	11	223
8	Jackson	0	0	0	2	0	0	0	4
	Larimer	11	102	5	53	0	0	32	1,038
	Total	11	102	5	55	0	0	32	1,042
9	Garfield	4	25	0	14	1	0	1	136
	Pitkin	1	9	0	3	0	0	0	32
	Rio Blanco	0	0	0	0	0	0	0	10
	Total	5	34	0	17	1	0	1	178
10	Pueblo	13	93	0	19	0	0	14	482
11	Chaffee	0	18	0	12	0	0	1	64
	Custer	1	0	0	0	0	0	2	10
	Fremont	7	41	0	13	0	0	7	344
	Park	3	9	0	2	0	0	1	56
	Total	11	68	0	27	0	0	11	474

Table 20: District Court Juvenile Delinquency Filings by Type, FY 2007

District	Court Location	Cruelty to Animals	Arson	Assault	Burglary	Child Abuse	Change of Venue After Adjudication
12	Alamosa	0	0	8	17	0	8
	Conejos	0	0	1	3	0	0
	Costilla	0	0	0	0	0	0
	Mineral	0	0	0	0	0	0
	Rio Grande	0	0	6	1	0	3
	Saguache	0	0	5	0	0	1
	Total		0	0	20	21	0
13	Kit Carson	0	0	0	3	0	0
	Logan	1	0	20	3	0	3
	Morgan	0	0	16	7	0	9
	Phillips	0	0	3	0	0	1
	Sedgwick	0	0	0	0	0	0
	Washington	0	0	0	6	0	1
	Yuma	0	0	5	0	1	1
Total		1	0	44	19	1	15
14	Grand	0	0	9	2	0	2
	Moffat	0	0	18	1	1	2
	Routt	0	0	8	1	0	1
	Total		0	0	35	4	1
15	Baca	0	0	2	0	0	1
	Cheyenne	0	0	0	0	0	0
	Kiowa	0	0	0	0	0	0
	Prowers	0	0	2	9	0	2
	Total		0	0	4	9	0
16	Bent	0	0	2	0	0	0
	Crowley	0	0	0	0	0	0
	Otero	0	3	11	7	0	5
	Total		0	3	13	7	0
17	Adams	0	1	89	93	5	224
	Broomfield	0	2	3	9	0	8
	Total		0	3	92	102	5
18	Arapahoe	0	11	170	109	5	173
	Douglas	0	3	122	54	0	27
	Elbert	0	0	3	0	0	9
	Lincoln	0	0	2	2	0	1
	Total		0	14	297	165	5
19	Weld	0	14	133	86	0	72
20	Boulder	0	10	99	37	4	0
21	Mesa	1	5	61	65	0	15
22	Dolores	0	0	0	1	0	0
	Montezuma	0	1	21	11	0	0
	Total		0	1	21	12	0
State Total		8	116	1,863	1,217	25	1,145
Percent of State Total		0%	1%	13%	8%	0%	8%

Table 20: District Court Juvenile Delinquency Filings by Type, FY 2007

District	Court Location	Change of Venue Converted Case	Criminal Mischief	Delinquent Case Remanded from Criminal Court	Drugs	Escape	Fraud
12	Alamosa	0	8	0	3	0	0
	Conejos	0	2	0	0	0	0
	Costilla	0	5	0	1	0	0
	Mineral	0	0	0	0	0	0
	Rio Grande	0	5	0	8	0	1
	Saguache	0	1	0	0	0	0
	Total		0	21	0	12	0
13	Kit Carson	0	1	0	0	0	0
	Logan	0	6	0	1	1	0
	Morgan	0	9	1	3	0	0
	Phillips	0	0	0	0	0	0
	Sedgwick	0	0	0	0	0	0
	Washington	0	0	0	0	0	0
	Yuma	0	3	0	0	0	0
Total		0	19	1	4	1	0
14	Grand	0	2	0	1	0	0
	Moffat	0	6	0	5	1	0
	Routt	0	2	0	4	0	0
	Total	0	10	0	10	1	0
15	Baca	0	0	0	0	0	0
	Cheyenne	0	0	0	2	0	0
	Kiowa	0	4	0	0	0	0
	Prowers	0	5	0	1	0	0
	Total	0	9	0	3	0	0
16	Bent	0	0	0	0	0	0
	Crowley	0	0	0	0	0	0
	Otero	0	8	0	5	0	0
	Total	0	8	0	5	0	0
17	Adams	0	44	1	66	0	1
	Broomfield	0	5	0	3	0	0
	Total	0	49	1	69	0	1
18	Arapahoe	0	64	0	96	21	0
	Douglas	0	57	0	83	4	3
	Elbert	0	7	0	0	0	0
	Lincoln	0	0	0	0	0	0
	Total	0	128	0	179	25	3
19	Weld	0	91	0	68	1	1
20	Boulder	0	82	0	112	1	0
21	Mesa	0	30	0	32	2	0
22	Dolores	0	1	0	0	0	0
	Montezuma	0	15	0	11	0	0
	Total	0	16	0	11	0	0
State Total		4	1,140	4	1,092	73	18
Percent of State Total		0%	8%	0%	8%	1%	0%

Table 20: District Court Juvenile Delinquency Filings by Type, FY 2007

District	Court Location	Forgery	Homicide	Harassment	Incest	Impersonation	Kidnapping	Municipal Charge Other Than Curfew Violation
12	Alamosa	0	0	4	0	0	0	0
	Conejos	0	0	0	0	0	0	0
	Costilla	0	0	0	0	0	0	0
	Mineral	0	0	0	0	0	0	0
	Rio Grande	0	0	6	0	1	0	0
	Saguache	0	0	0	0	0	0	0
	Total	0	0	10	0	1	0	0
13	Kit Carson	0	0	0	0	0	0	0
	Logan	2	0	2	0	0	0	0
	Morgan	0	0	4	0	2	0	0
	Phillips	0	0	0	0	0	0	0
	Sedgwick	0	0	0	0	0	0	0
	Washington	0	0	1	0	0	0	0
	Yuma	0	0	3	0	1	0	0
Total	2	0	10	0	3	0	0	
14	Grand	1	0	5	0	0	0	0
	Moffat	0	0	2	0	0	0	0
	Routt	0	0	2	0	0	0	0
	Total	1	0	9	0	0	0	0
15	Baca	0	0	0	0	0	0	0
	Cheyenne	0	0	0	0	0	0	0
	Kiowa	0	0	0	0	0	0	0
	Prowers	0	0	2	0	0	0	0
	Total	0	0	2	0	0	0	0
16	Bent	0	0	1	0	0	0	0
	Crowley	0	0	1	0	0	0	0
	Otero	0	0	7	0	1	0	0
	Total	0	0	9	0	1	0	0
17	Adams	7	3	18	5	5	2	0
	Broomfield	3	0	0	0	2	0	0
	Total	10	3	18	5	7	2	0
18	Arapahoe	5	3	37	5	5	4	0
	Douglas	4	0	41	2	5	0	0
	Elbert	2	0	2	0	0	0	0
	Lincoln	0	0	0	0	0	1	0
	Total	11	3	80	7	10	5	0
19	Weld	10	2	44	0	6	0	0
20	Boulder	5	3	5	0	14	1	0
21	Mesa	1	0	17	2	7	1	0
22	Dolores	0	0	0	0	0	0	0
	Montezuma	0	0	6	0	2	0	0
	Total	0	0	6	0	2	0	0
State Total		83	39	612	32	103	22	2
Percent of State Total		1%	0%	4%	0%	1%	0%	0%

Table 20: District Court Juvenile Delinquency Filings by Type, FY 2007

District	Court Location	Menacing	Other	Possession of Alcohol by Minor	Public Peace and Order	Prostitution	Robbery	Runaway
12	Alamosa	4	10	3	0	0	0	0
	Conejos	0	1	0	1	0	0	0
	Costilla	1	4	0	0	0	0	0
	Mineral	0	0	2	0	0	0	0
	Rio Grande	4	13	29	2	0	0	0
	Saguache	0	0	0	0	0	0	0
	Total	9	28	34	3	0	0	0
13	Kit Carson	1	1	0	0	0	0	0
	Logan	3	1	0	0	0	1	0
	Morgan	5	7	0	0	0	4	0
	Phillips	0	0	0	0	0	0	0
	Sedgwick	0	1	0	0	0	0	0
	Washington	1	3	0	0	0	0	0
	Yuma	0	0	0	0	0	0	0
	Total	10	13	0	0	0	5	0
14	Grand	1	2	3	0	0	0	0
	Moffat	1	6	0	6	0	0	0
	Routt	0	7	1	0	0	0	0
	Total	2	15	4	6	0	0	0
15	Baca	0	1	0	0	0	0	0
	Cheyenne	0	0	0	0	0	0	0
	Kiowa	0	0	0	0	0	0	0
	Prowers	2	4	2	0	0	1	0
	Total	2	5	2	0	0	1	0
16	Bent	1	1	0	1	0	0	0
	Crowley	2	0	0	1	0	0	0
	Otero	4	6	1	3	0	2	0
	Total	7	7	1	5	0	2	0
17	Adams	31	65	0	0	0	20	0
	Broomfield	2	10	0	0	0	0	0
	Total	33	75	0	0	0	20	0
18	Arapahoe	42	125	7	34	2	58	0
	Douglas	31	64	10	19	0	3	0
	Elbert	4	0	0	0	0	0	0
	Lincoln	0	0	0	0	0	0	0
	Total	77	189	17	53	2	61	0
19	Weld	32	130	23	2	0	10	0
20	Boulder	28	41	8	71	0	3	0
21	Mesa	14	58	1	0	0	4	0
22	Dolores	0	1	0	0	0	0	0
	Montezuma	3	13	11	2	0	0	0
	Total	3	14	11	2	0	0	0
State Total		450	1,346	303	228	7	239	34
Percent of State Total		3%	9%	2%	2%	0%	2%	0%

Table 20: District Court Juvenile Delinquency Filings by Type, FY 2007

District	Court Location	Sex		Theft	Tampering	Trespass	Vehicular Assault	Vehicular Homicide	Weapon	Total
		Offenses								
12	Alamosa	4		20	0	8	0	0	1	98
	Conejos	0		0	0	0	0	0	2	10
	Costilla	0		0	0	0	0	0	1	12
	Mineral	0		0	0	0	0	0	0	2
	Rio Grande	7		10	0	1	0	0	0	97
	Saguache	1		2	0	0	0	0	0	10
	Total		12		32	0	9	0	0	4
13	Kit Carson	0		2	0	0	0	0	1	9
	Logan	4		7	0	4	0	0	2	61
	Morgan	3		11	0	13	0	0	4	98
	Phillips	0		0	0	0	0	0	0	4
	Sedgwick	0		0	0	3	0	0	0	4
	Washington	0		3	0	0	0	0	0	15
	Yuma	3		0	0	7	0	0	0	24
	Total		10		23	0	27	0	0	7
14	Grand	0		6	0	0	1	0	0	35
	Moffat	2		9	0	2	0	0	3	65
	Routt	1		9	0	0	0	0	0	36
	Total		3	24	0	2	1	0	3	136
15	Baca	1		2	0	0	0	0	0	7
	Cheyenne	0		3	0	0	0	0	0	5
	Kiowa	0		0	0	0	0	0	0	4
	Prowers	3		5	0	1	1	0	0	40
	Total		4	10	0	1	1	0	0	56
16	Bent	0		5	0	6	0	0	0	17
	Crowley	0		1	0	0	0	0	1	6
	Otero	1		11	0	8	0	0	1	84
	Total		1	17	0	14	0	0	2	107
17	Adams	53		95	0	67	2	0	29	926
	Broomfield	6		21	0	12	0	0	2	88
	Total		59	116	0	79	2	0	31	1,014
18	Arapahoe	78		213	4	60	0	0	26	1,357
	Douglas	20		158	6	28	0	0	17	761
	Elbert	2		6	0	0	0	0	1	36
	Lincoln	0		6	0	1	0	0	0	13
	Total		100	383	10	89	0	0	44	2,167
19	Weld	39		207	3	84	1	0	31	1,090
20	Boulder	35		158	0	88	0	0	17	822
21	Mesa	21		76	5	29	2	0	14	463
22	Dolores	0		1	0	0	0	0	0	4
	Montezuma	0		5	0	1	0	0	0	102
	Total		0	6	0	1	0	0	0	106
State Total		555		2,233	34	915	9	1	437	14,389
Percent of State Total		4%		16%	0%	6%	0%	0%	3%	100%

Table 21: District Court Mental Health Filings by Type, FY 2007

District	Court Location	Alcohol /Drugs	Developmentally Disabled	Evaluation	Long Term Certification	Long Term Change of Venue	Other	Short Term	72 Hour Hold	Total
1	Gilpin	0	0	0	0	0	0	1	0	1
	Jefferson	13	2	8	1	1	1	387	0	413
	Total	13	2	8	1	1	1	388	0	414
2	Denver Probate	59	5	15	0	3	2	922	0	1,006
3	Huerfano	0	0	0	0	0	0	4	0	4
	Las Animas	0	0	0	0	0	0	7	0	7
	Total	0	0	0	0	0	0	11	0	11
4	El Paso	13	2	2	0	1	2	443	0	463
	Teller	1	0	0	0	0	0	2	0	3
	Total	14	2	2	0	1	2	445	0	466
5	Clear Creek	0	0	0	0	0	0	1	1	2
	Eagle	0	0	1	0	1	0	1	0	3
	Lake	0	0	0	0	0	0	0	2	2
	Summit	0	0	0	0	0	0	2	4	6
	Total	0	0	1	0	1	0	4	7	13
6	Archuleta	0	0	0	0	0	0	0	6	6
	La Plata	3	1	0	0	0	0	20	41	65
	San Juan	0	0	0	0	0	0	0	0	0
	Total	3	1	0	0	0	0	20	47	71
7	Delta	1	0	0	0	0	0	3	0	4
	Gunnison	0	0	0	0	0	0	1	2	3
	Hinsdale	0	0	0	0	0	0	1	0	1
	Montrose	1	0	0	0	1	0	1	0	3
	Ouray	0	0	0	0	0	0	0	0	0
	San Miguel	0	0	0	0	0	0	1	0	1
	Total	2	0	0	0	1	0	7	2	12
8	Jackson	0	0	0	0	0	0	0	0	0
	Larimer	15	3	2	0	0	0	2	297	319
	Total	15	3	2	0	0	0	2	297	319
9	Garfield	1	2	0	0	0	0	12	0	15
	Pitkin	0	0	0	0	0	0	0	0	0
	Rio Blanco	0	0	0	0	0	0	0	0	0
	Total	1	2	0	0	0	0	12	0	15
10	Pueblo	40	9	2	9	0	109	158	0	327
11	Chaffee	0	0	0	0	0	0	1	2	3
	Custer	0	0	0	0	0	0	1	0	1
	Fremont	0	0	1	0	1	0	28	0	30
	Park	0	0	0	0	0	0	1	5	6
	Total	0	0	1	0	1	0	31	7	40

Table 21: District Court Mental Health Filings by Type, FY 2007

District	Court Location	Alcohol /Drugs	Developmentally Disabled	Evaluation	Long Term Certification	Long Term Change of Venue	Other	Short Term	72 Hour Hold	Total
12	Alamosa	1	0	6	0	0	0	2	0	9
	Conejos	0	0	0	0	0	1	0	0	1
	Costilla	0	0	0	0	0	0	2	0	2
	Mineral	0	0	0	0	0	0	0	0	0
	Rio Grande	0	0	0	0	0	0	0	0	0
	Saguache	0	0	0	0	0	0	0	1	1
	Total	1	0	6	0	0	1	4	1	13
13	Kit Carson	1	0	8	0	0	0	4	4	17
	Logan	10	1	46	0	1	4	3	4	69
	Morgan	3	0	0	0	0	0	11	29	43
	Phillips	0	0	0	0	0	0	3	4	7
	Sedgwick	0	0	0	0	0	0	0	4	4
	Washington	0	0	3	0	0	0	0	0	3
	Yuma	0	0	5	0	0	0	0	1	6
	Total	14	1	62	0	1	4	21	46	149
14	Grand	0	0	0	0	0	0	1	0	1
	Moffat	0	0	1	0	0	0	1	0	2
	Routt	0	0	0	0	0	0	3	0	3
	Total	0	0	1	0	0	0	5	0	6
15	Baca	1	0	0	0	0	0	2	0	3
	Cheyenne	0	0	0	0	0	0	0	2	2
	Kiowa	0	0	0	0	0	0	0	0	0
	Prowers	0	0	0	0	0	0	0	7	7
	Total	1	0	0	0	0	0	2	9	12
16	Bent	0	0	0	0	0	0	4	0	4
	Crowley	0	0	0	0	0	0	0	0	0
	Otero	1	0	0	0	0	0	10	1	12
	Total	1	0	0	0	0	0	14	1	16
17	Adams	7	2	3	17	1	0	248	0	278
	Broomfield	0	0	0	0	0	1	20	0	21
	Total	7	2	3	17	1	1	268	0	299
18	Arapahoe	8	4	8	8	1	0	465	0	494
	Douglas	1	5	0	0	0	0	0	79	85
	Elbert	0	0	0	0	0	0	2	5	7
	Lincoln	0	0	0	0	0	0	4	1	5
	Total	9	9	8	8	1	0	471	85	591
19	Weld	14	1	0	2	0	0	101	1	119
20	Boulder	3	4	1	11	0	0	266	8	293
21	Mesa	14	4	2	0	1	0	234	0	255
22	Dolores	0	0	0	0	0	0	0	0	0
	Montezuma	0	0	0	0	0	0	2	10	12
	Total	0	0	0	0	0	0	2	10	12
State Total		211	45	114	48	12	120	3,388	521	4,459
Percent State Total		5%	1%	3%	1%	0%	3%	76%	12%	100%

Table 22: District Court Probate Filings, FY 2007

District	Court Location	Special Administrator Formal	Special Administrator Informal	Ancillary Proceedings	Conservatorship/ Adult	Conservator/ Guardian
1	Gilpin	0	0	0	0	0
	Jefferson	3	4	9	18	23
	<i>Total</i>	3	4	9	18	23
2	Denver Probate	2	2	9	29	68
3	Huerfano	0	0	3	3	0
	Las Animas	0	0	5	1	0
	<i>Total</i>	0	0	8	4	0
4	El Paso	1	9	19	20	18
	Teller	0	0	8	0	1
	<i>Total</i>	1	9	27	20	19
5	Clear Creek	0	0	2	1	0
	Eagle	1	0	26	0	0
	Lake	0	0	1	0	1
	Summit	0	0	13	1	2
	<i>Total</i>	1	0	42	2	3
6	Archuleta	2	0	11	0	0
	La Plata	1	0	21	4	4
	San Juan	0	0	4	0	0
	<i>Total</i>	3	0	36	4	4
7	Delta	0	0	0	1	2
	Gunnison	0	0	9	2	0
	Hinsdale	0	0	2	0	0
	Montrose	0	0	4	4	4
	Ouray	0	0	2	0	0
	San Miguel	0	0	4	0	0
	<i>Total</i>	0	0	21	7	6
8	Jackson	0	0	2	0	1
	Larimer	2	0	11	2	16
	<i>Total</i>	2	0	13	2	17
9	Garfield	0	0	11	2	3
	Pitkin	0	0	13	2	1
	Rio Blanco	0	0	9	1	1
	<i>Total</i>	0	0	33	5	5
10	Pueblo	0	1	22	5	16
11	Chaffee	0	0	3	0	0
	Custer	0	0	5	0	0
	Fremont	0	0	8	2	2
	Park	0	0	14	0	0
	<i>Total</i>	0	0	30	2	2

Table 22: District Court Probate Filings, FY 2007

District	Court Location	Conservatorship/ Minor	Determination of Heirship	Estate	Guardianship/ Adult	Guardianship/ Minor	Insurance Benefit
1	Gilpin	0	0	1	0	1	0
	Jefferson	22	18	0	80	55	0
	Total	22	18	1	80	56	0
2	Denver Probate	38	14	20	80	135	0
3	Huerfano	0	0	0	3	0	0
	Las Animas	0	2	0	1	1	0
	Total	0	2	0	4	1	0
4	El Paso	19	5	2	91	113	0
	Teller	0	0	0	5	2	0
	Total	19	5	2	96	115	0
5	Clear Creek	0	0	3	1	1	0
	Eagle	0	6	0	1	8	0
	Lake	0	0	6	1	1	0
	Summit	1	1	0	0	0	0
	Total	1	7	9	3	10	0
6	Archuleta	1	0	0	3	2	0
	La Plata	4	6	0	4	1	0
	San Juan	0	0	0	0	0	0
	Total	5	6	0	7	3	0
7	Delta	0	2	2	4	4	0
	Gunnison	0	2	1	0	1	0
	Hinsdale	0	0	2	0	0	0
	Montrose	2	6	1	9	8	0
	Ouray	0	0	0	1	0	0
	San Miguel	0	0	1	0	0	0
	Total	2	10	7	14	13	0
8	Jackson	0	0	0	0	0	0
	Larimer	11	5	2	33	20	0
	Total	11	5	2	33	20	0
9	Garfield	3	3	4	5	6	0
	Pitkin	0	1	1	2	0	0
	Rio Blanco	2	0	1	1	0	0
	Total	5	4	6	8	6	0
10	Pueblo	31	1	0	34	5	0
11	Chaffee	1	1	0	2	2	0
	Custer	0	1	4	0	1	0
	Fremont	3	5	0	6	6	0
	Park	0	1	12	2	3	0
	Total	4	8	16	10	12	0

Table 22: District Court Probate Filings, FY 2007

District	Court Location	Intestate		Personal Injury Settlement -		Public Administrator Statement	Personal Injury Settlement	Small Estates
		Formal	Informal	Insurance	Other			
1	Gilpin	0	5	0	0	0	0	0
	Jefferson	7	156	40	10	7	5	2
	Total	7	161	40	10	7	5	2
2	Denver Probate	26	262	34	28	66	35	0
3	Huerfano	0	12	0	0	0	0	0
	Las Animas	1	5	0	0	0	2	0
	Total	1	17	0	0	0	2	0
4	El Paso	26	158	30	2	1	36	7
	Teller	1	11	0	1	0	3	1
	Total	27	169	30	3	1	39	8
5	Clear Creek	0	1	0	0	0	1	0
	Eagle	1	18	1	0	0	2	1
	Lake	1	3	0	0	0	0	0
	Summit	0	8	0	3	0	0	0
	Total	2	30	1	3	0	3	1
6	Archuleta	0	17	0	0	0	1	0
	La Plata	0	20	1	0	0	1	0
	San Juan	0	0	0	0	0	0	0
	Total	0	37	1	0	0	2	0
7	Delta	2	20	1	0	0	1	1
	Gunnison	0	3	0	0	0	0	0
	Hinsdale	0	0	0	0	0	0	0
	Montrose	2	20	0	1	0	1	0
	Ouray	0	5	0	0	0	0	0
	San Miguel	1	3	0	0	0	0	0
	Total	5	51	1	1	0	2	1
8	Jackson	0	2	0	1	0	0	0
	Larimer	11	58	3	3	0	10	0
	Total	11	60	3	4	0	10	0
9	Garfield	2	22	0	2	0	1	0
	Pitkin	1	10	0	0	0	2	0
	Rio Blanco	0	3	0	1	0	0	3
	Total	3	35	0	3	0	3	3
10	Pueblo	10	74	0	2	7	5	0
11	Chaffee	1	11	0	0	0	0	0
	Custer	0	2	0	0	0	0	2
	Fremont	1	33	0	2	0	5	0
	Park	0	10	0	2	0	0	1
	Total	2	56	0	4	0	5	3

Table 22: District Court Probate Filings, FY 2007

District	Court Location	Single Transaction	Testate Formal	Testate Informal	Trust	Uniform Veterans	Will Transfer	Total
						Guardianship Act		
1	Gilpin	0	0	4	1	0	0	12
	Jefferson	1	27	719	21	1	0	1,228
	Total	1	27	723	22	1	0	1,240
2	Denver Probate	4	51	861	60	7	8	1,839
3	Huerfano	0	1	9	0	0	0	31
	Las Animas	0	1	16	1	0	0	36
	Total	0	2	25	1	0	0	67
4	El Paso	6	29	607	28	2	0	1,229
	Teller	0	0	15	0	0	0	48
	Total	6	29	622	28	2	0	1,277
5	Clear Creek	0	1	10	2	0	0	23
	Eagle	0	0	20	0	0	0	85
	Lake	0	0	2	0	0	0	16
	Summit	0	3	16	0	0	0	48
	Total	0	4	48	2	0	0	172
6	Archuleta	0	1	8	1	0	0	47
	La Plata	1	3	52	0	0	0	123
	San Juan	0	1	0	0	0	0	5
	Total	1	5	60	1	0	0	175
7	Delta	0	1	63	1	0	0	105
	Gunnison	0	1	11	0	0	0	30
	Hinsdale	0	0	0	0	0	0	4
	Montrose	0	3	51	0	0	0	116
	Ouray	0	0	10	0	0	0	18
	San Miguel	0	0	2	0	0	0	11
	Total	0	5	137	1	0	0	284
8	Jackson	0	0	2	1	0	0	9
	Larimer	4	11	278	7	0	0	487
	Total	4	11	280	8	0	0	496
9	Garfield	0	3	49	2	0	0	118
	Pitkin	0	0	17	1	0	1	52
	Rio Blanco	0	0	13	3	0	0	38
	Total	0	3	79	6	0	1	208
10	Pueblo	0	17	206	8	2	0	446
11	Chaffee	0	1	31	1	0	0	54
	Custer	0	0	2	0	0	0	17
	Fremont	0	3	78	0	0	0	154
	Park	0	1	8	1	0	0	55
	Total	0	5	119	2	0	0	280

Table 22: District Court Probate Filings, FY 2007

District	Court Location	Special Administrator Formal	Special Administrator Informal	Ancillary Proceedings	Conservatorship/ Adult	Conservator/ Guardian
12	Alamosa	0	0	3	0	1
	Conejos	0	1	7	1	2
	Costilla	0	0	35	1	0
	Mineral	0	0	2	0	0
	Rio Grande	0	0	3	1	0
	Saguache	0	0	4	0	1
	<i>Total</i>	<i>0</i>	<i>1</i>	<i>54</i>	<i>3</i>	<i>4</i>
13	Kit Carson	0	0	6	0	0
	Logan	0	0	3	1	1
	Morgan	0	0	1	4	7
	Phillips	0	0	0	0	0
	Sedgwick	0	0	2	0	0
	Washington	0	0	7	0	0
	Yuma	0	0	4	0	1
	<i>Total</i>	<i>0</i>	<i>0</i>	<i>23</i>	<i>5</i>	<i>9</i>
14	Grand	0	0	8	0	1
	Moffat	0	0	5	0	0
	Routt	0	0	12	0	0
	<i>Total</i>	<i>0</i>	<i>0</i>	<i>25</i>	<i>0</i>	<i>1</i>
15	Baca	0	0	6	0	1
	Cheyenne	0	0	1	0	0
	Kiowa	0	0	9	0	0
	Prowers	0	0	3	0	0
	<i>Total</i>	<i>0</i>	<i>0</i>	<i>19</i>	<i>0</i>	<i>1</i>
16	Bent	0	0	3	0	1
	Crowley	0	0	0	0	0
	Otero	0	0	0	2	2
	<i>Total</i>	<i>0</i>	<i>0</i>	<i>3</i>	<i>2</i>	<i>3</i>
17	Adams	6	0	4	6	30
	Broomfield	0	0	0	2	3
	<i>Total</i>	<i>6</i>	<i>0</i>	<i>4</i>	<i>8</i>	<i>33</i>
18	Arapahoe	3	0	10	25	48
	Douglas	0	0	2	2	11
	Elbert	0	0	2	0	0
	Lincoln	0	0	1	0	1
	<i>Total</i>	<i>3</i>	<i>0</i>	<i>15</i>	<i>27</i>	<i>60</i>
19	Weld	0	0	13	2	12
20	Boulder	3	0	14	18	26
21	Mesa	2	0	3	7	20
22	Dolores	0	0	4	0	0
	Montezuma	0	2	3	1	0
	<i>Total</i>	<i>0</i>	<i>2</i>	<i>7</i>	<i>1</i>	<i>0</i>
<i>State Total</i>		<i>26</i>	<i>19</i>	<i>430</i>	<i>171</i>	<i>332</i>
<i>Percent of State Total</i>		<i>0%</i>	<i>0%</i>	<i>4%</i>	<i>2%</i>	<i>3%</i>

Table 22: District Court Probate Filings, FY 2007

District	Court Location	Conservatorship/ Minor	Determination of Heirship	Estate	Guardianship/ Adult	Guardianship/ Minor	Insurance Benefit
12	Alamosa	4	1	3	7	0	0
	Conejos	2	3	3	2	0	0
	Costilla	0	7	0	1	0	0
	Mineral	0	0	4	0	0	0
	Rio Grande	2	1	8	2	0	0
	Saguache	2	5	1	1	2	0
	Total	10	17	19	13	2	0
13	Kit Carson	0	1	0	0	0	0
	Logan	1	2	0	8	0	0
	Morgan	1	15	2	4	5	0
	Phillips	0	2	0	0	1	0
	Sedgwick	0	0	1	0	0	0
	Washington	0	2	0	3	0	0
	Yuma	0	0	0	1	1	0
Total	2	22	3	16	7	0	
14	Grand	3	1	0	0	0	0
	Moffat	2	3	3	2	7	0
	Routt	1	1	11	2	9	1
	Total	6	5	14	4	16	1
15	Baca	0	0	0	1	1	0
	Cheyenne	0	2	0	1	0	0
	Kiowa	0	2	0	0	0	0
	Prowers	0	6	1	3	6	0
	Total	0	10	1	5	7	0
16	Bent	0	2	1	4	0	0
	Crowley	0	0	0	0	2	0
	Otero	4	4	0	10	10	0
	Total	4	6	1	14	12	0
17	Adams	6	1	0	23	32	0
	Broomfield	0	0	9	5	3	0
	Total	6	1	9	28	35	0
18	Arapahoe	30	13	1	69	99	0
	Douglas	26	3	2	14	25	0
	Elbert	3	0	4	1	1	0
	Lincoln	0	3	0	1	2	0
	Total	59	19	7	85	127	0
19	Weld	15	3	4	23	11	0
20	Boulder	21	0	2	30	18	0
21	Mesa	12	17	1	30	10	0
22	Dolores	0	3	0	0	0	0
	Montezuma	1	4	1	9	4	0
	Total	1	7	1	9	4	0
State Total		274	187	125	626	625	1
Percent of State Total		2%	2%	1%	6%	6%	0%

Table 22: District Court Probate Filings, FY 2007

District	Court Location	Personal Injury Settlement -				Public Administrator Statement	Personal Injury Settlement	Small Estates
		Intestate Formal	Intestate Informal	Insurance	Other			
12	Alamosa	1	7	0	0	0	1	0
	Conejos	2	3	0	0	0	0	0
	Costilla	0	21	0	0	0	0	0
	Mineral	0	1	1	0	0	0	0
	Rio Grande	0	9	0	1	0	1	0
	Saguache	1	0	0	0	0	0	0
	Total		4	41	1	1	0	2
13	Kit Carson	4	4	1	0	0	0	0
	Logan	0	9	0	0	0	0	0
	Morgan	2	4	0	1	0	3	0
	Phillips	1	8	0	0	0	0	0
	Sedgwick	1	2	0	0	0	0	0
	Washington	1	3	0	0	0	0	0
	Yuma	2	11	0	0	0	0	0
Total		11	41	1	1	0	3	0
14	Grand	0	10	0	0	0	0	0
	Moffat	2	6	0	0	0	0	1
	Routt	1	7	0	0	0	0	0
	Total	3	23	0	0	0	0	1
15	Baca	0	9	0	0	0	0	0
	Cheyenne	0	2	0	0	0	0	0
	Kiowa	0	0	0	0	0	0	0
	Prowers	0	5	0	2	0	1	0
	Total	0	16	0	2	0	1	0
16	Bent	1	3	0	0	0	0	0
	Crowley	0	7	1	0	0	0	1
	Otero	2	11	0	0	0	0	1
	Total	3	21	1	0	0	0	2
17	Adams	17	98	14	3	4	28	0
	Broomfield	0	6	3	1	0	2	0
	Total	17	104	17	4	4	30	0
18	Arapahoe	7	138	30	2	0	19	0
	Douglas	5	50	13	2	0	11	0
	Elbert	0	3	0	1	0	0	1
	Lincoln	0	3	1	0	0	0	2
	Total	12	194	44	5	0	30	3
19	Weld	9	71	15	4	2	7	0
20	Boulder	10	82	6	2	0	13	0
21	Mesa	4	59	1	0	5	14	1
22	Dolores	0	0	0	0	0	0	0
	Montezuma	0	14	1	0	0	1	0
	Total	0	14	1	0	0	1	0
State Total		167	1,618	197	77	92	212	25
Percent of State Total		1%	14%	2%	1%	1%	2%	0%

Table 22: District Court Probate Filings, FY 2007

District	Court Location	Single Transaction	Testate Formal	Testate Informal	Trust	Uniform Veterans	Will Transfer	Total
						Guardianship Act		
12	Alamosa	0	1	8	0	0	0	37
	Conejos	0	1	11	0	1	0	39
	Costilla	0	8	12	0	0	0	85
	Mineral	0	0	1	0	0	0	9
	Rio Grande	0	1	14	0	0	0	43
	Saguache	0	0	6	0	0	0	23
	Total		0	11	52	0	1	0
13	Kit Carson	0	0	20	0	0	0	36
	Logan	0	1	37	0	1	0	64
	Morgan	0	6	29	1	0	0	85
	Phillips	1	1	2	0	0	0	16
	Sedgwick	0	0	7	0	0	0	13
	Washington	0	1	13	3	0	0	33
	Yuma	0	1	28	0	0	0	49
Total		1	10	136	4	1	0	296
14	Grand	0	1	15	0	0	0	39
	Moffat	0	3	18	3	0	0	55
	Routt	1	0	14	1	0	0	61
	Total	1	4	47	4	0	0	155
15	Baca	0	2	11	0	0	0	31
	Cheyenne	0	3	4	0	0	0	13
	Kiowa	0	1	9	0	0	0	21
	Prowers	0	1	22	1	0	0	51
	Total	0	7	46	1	0	0	116
16	Bent	0	0	12	1	0	0	28
	Crowley	1	0	3	0	0	0	15
	Otero	1	4	22	1	1	0	75
	Total	2	4	37	2	1	0	118
17	Adams	3	34	260	5	1	2	577
	Broomfield	0	2	34	0	0	0	70
	Total	3	36	294	5	1	2	647
18	Arapahoe	1	30	662	15	0	3	1,205
	Douglas	0	8	101	2	1	0	278
	Elbert	0	0	14	0	0	0	30
	Lincoln	0	3	11	0	0	0	28
	Total	1	41	788	17	1	3	1,541
19	Weld	0	13	208	13	1	1	427
20	Boulder	0	21	367	19	0	0	652
21	Mesa	2	13	216	11	0	0	428
22	Dolores	0	0	6	0	0	0	13
	Montezuma	0	2	42	0	0	0	85
	Total	0	2	48	0	0	0	98
State Total		26	321	5,399	215	18	15	11,198
Percent of State Total		0%	3%	48%	2%	0%	0%	100%



An Oath ...

I do solemnly, sincerely, and truly declare and affirm that I will support the Constitution of the United States, and of the State of Colorado, and will faithfully perform the duties of the Office of the Colorado Judgeship upon which I am about to enter.

Section IV:
County Court

COUNTY COURT JUDGES

FIRST JUDICIAL DISTRICT

Gilpin Frederic B. Rodgers
 Jefferson Judy L. Archuleta
 James C. Demlow
 John DeVita *
 Charles T. Hoppin
 Tina Olsen
 Roy G. Olson, Jr.
 Thomas E. Vance

DENVER COUNTY COURT

Denver Raymond N. Satter,
 Presiding Judge
 Andrew S. Armatas
 Johnny C. Barajas
 Larry L. Bohning
 Kathleen M. Bowers
 James B. Breese
 Doris E. Burd
 Brian T. Campbell
 Mary Celeste
 Robert B. Crew, Jr.
 Herbert H. Galchinsky
 Alfred C. Harrell
 Claudia J. Jordan
 John M. Marcucci
 Melvin Okamoto
 Aleene Ortiz-White
 Robert Patterson

THIRD JUDICIAL DISTRICT

Huerfano Ellen Haskins-Trujillo
 Las Animas Bruce Billings

FOURTH JUDICIAL DISTRICT

El Paso Christopher E. Acker
 Karla J. Hansen
 Barney Iuppa
 Larry D. Martin
 James S. Patterson
 Stephen J. Sletta
 Jonathan L. Walker (1)
 Daniel S. Wilson
 Teller Jackson L. Peters, Jr.

FIFTH JUDICIAL DISTRICT

Clear Creek Rachel Olguin-Fresquez
 Eagle Katharine T. Sullivan (2)
 Lake Wayne Patton
 Summit Edward J. Casias

SIXTH JUDICIAL DISTRICT

Archuleta James E. Denvir
 La Plata Martha T. Minot
 San Juan Lyndon K. Skinner (3)

SEVENTH JUDICIAL DISTRICT

Delta Sandra K. Miller
 Gunnison Ben F. Eden
 Hinsdale Alvin K. Lutz
 Montrose Diana Barber
 John J. Mitchel
 Ouray David S. Westfall
 San Miguel Sharon E. Shuteran

EIGHTH JUDICIAL DISTRICT

Jackson Rex A. Shaw
 Larimer Christine A. Carney
 Peter Schoon
 Ronald L. Schultz
 C. Edward Stirman

NINTH JUDICIAL DISTRICT

Garfield Jason D. Jovanovich
 Paul Metzger
 Pitkin Erin Fernandez-Ely
 Rio Blanco Laurie Anne Noble

TENTH JUDICIAL DISTRICT

Pueblo Adele K. Anderson
 Kathleen K. Hearn
 Ernest J. Ruybalid

ELEVENTH JUDICIAL DISTRICT

Chaffee William P. Alderton
 Custer Peter F. Michaelson
 Fremont Norman C. Cooling (4)
 Park Brian L. Green (5)

TWELFTH JUDICIAL DISTRICT

Alamosa Martin A. Gonzales
 Conejos Gordon J. Bosa
 Costilla Kimberly Wood
 Mineral Frank S. Lentz
 Rio Grande Michael H. Trujillo
 Saguache Amanda K. Pearson

THIRTEENTH JUDICIAL DISTRICT

Kit Carson Michael Grinnan (6)
 Logan Robert B. Smith
 Morgan Michael J. Schingle
 Phillips David O. Colver
 Sedgwick Max E. Carlson
 Washington Carl S. McGuire
 Yuma Sara Marie Wagers-
 Johnson (7)

FOURTEENTH JUDICIAL DISTRICT

Grand Mary Hoak
 Moffat Sandra Gardner (8)
 Routt James H. Garrecht

FIFTEENTH JUDICIAL DISTRICT

Baca W. Michael Porter
 Cheyenne Clifford E. Mays
 Kiowa Gary W. Davis
 Prowers Larry E. Stutler

SIXTEENTH JUDICIAL DISTRICT

Bent Mark A. MacDonnell
 Crowley Michael B. McDonell
 Otero Douglas R. Manley

SEVENTEENTH JUDICIAL DISTRICT

Adams Cindy H. Bruner
 Michael A. Cox
 Robert S. Doyle
 Dianna Roybal
 Sabino E. Romano
 Jeffrey L. Romeo
 Broomfield Amy Bockman (9)

EIGHTEENTH JUDICIAL DISTRICT

Arapahoe Alex R. Bencze
 Christine M. Chauche
 Christopher C. Cross
 Ethan D. Feldman
 Dana E. Murray
 Anne M. Ollada (10)
 Robert C. Tobias
 Douglas Monica Jo Gomez (11*)
 Michelle A. Marker
 Susanna Meissner-Cutler
 Elbert Kevin Sidel
 Lincoln Truston Lee Fisher

NINETEENTH JUDICIAL DISTRICT

Weld Frank Henderson *
 Julie C. Hoskins
 Lynn Karowsky
 Charles S. Unfug

TWENTIETH JUDICIAL DISTRICT

Boulder David A. Archuleta
 Noel E. Blum
 Carolyn Hoyer Enichen
 Thomas J. B. Reed
 John F. Stavely

TWENTY-FIRST JUDICIAL DISTRICT

Mesa Craig P. Henderson (12)
 Gretchen Buck Larson *
 Bruce R. Raam (13)

TWENTY-SECOND JUDICIAL DISTRICT

Dolores Ernest Dale Boyd
 Montezuma Todd J. Plewe

- (1) Replaced Hon. Sylvia Manzanares
 - (2) Replaced Hon. Frederick W. Gannett
 - (3) Replaced Hon. Todd P. Risberg
 - (4) Replaced Hon. William G. Fox
 - (5) Replaced Hon. Stanley J. Mayhew
 - (6) Replaced Hon. J. Curtis Penny, Jr.
 - (7) Replaced Hon. Thomas J. Callahan
 - (8) Replaced Hon. Mary Lynne James
 - (9) Replaced Hon. Randall J. Davis
 - (10) Replaced Hon. Steven R. Ruddick
 - (11) Replaced Hon. Grafton Biddle
 - (12) Replaced Hon. Thomas Deister
 - (13) Replaced Hon. Arthur R. Smith
- *New position authorized by HB06-1028

County Court

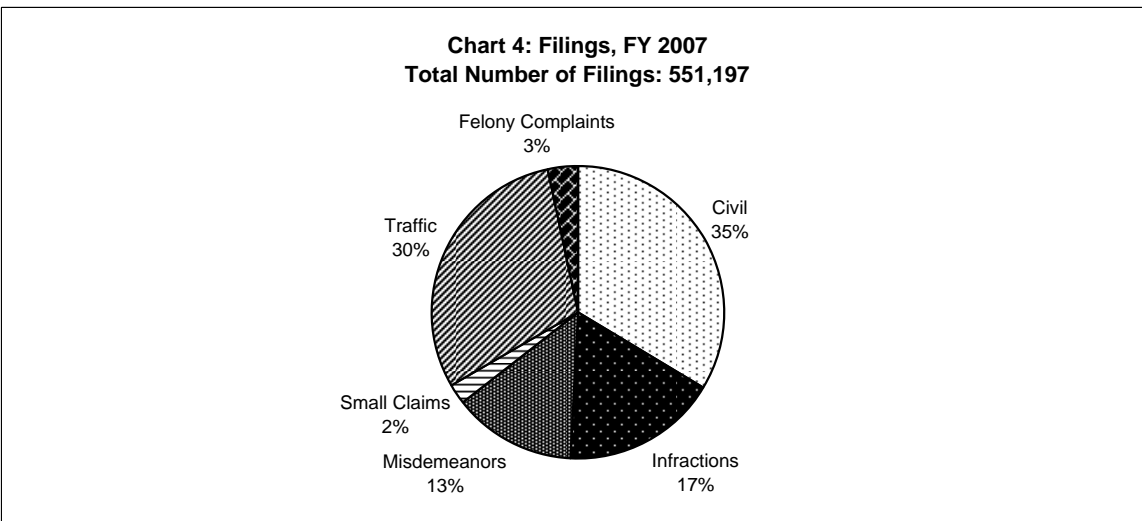
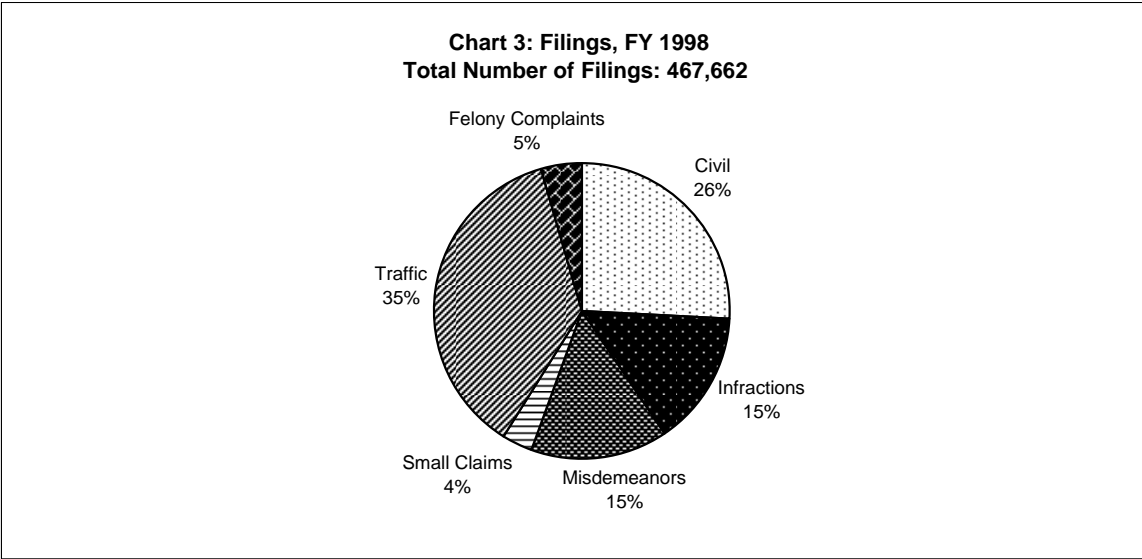
Colorado's county courts serve the citizens of each of the state's 64 counties. Every county has a county court served by one or more judges. County judges handle cases involving serious public safety issues such as misdemeanor cases, felony advisements, setting bonds, and preliminary hearings. County judges also issue search warrants and protection orders in cases involving domestic violence, preside over traffic cases, civil actions involving no more than \$15,000, and conduct jury trials. Appeals from the county court may be made to the district court.

Small claims courts are divisions of county court. Individuals are allowed to argue their own cases and to have speedy decisions on civil matters involving no more than \$7,500. Court sessions are held during the day or evening to accommodate the public. There are no jury trials in small claims courts, and magistrates sometimes hear these cases rather than a judge. No plaintiff may file more than two claims per month or eighteen claims per year in small claims court.

In Fiscal Year 2007, Colorado county courts had 551,197 cases filed and were able to terminate 525,547 cases during that same period. During the past 10 years, county court filings have increased 17.8 percent, rising from 467,662 to the current level of cases filed, with the greatest area of increase occurring in civil filings.

Specific information regarding each of the county courts is available at <http://www.courts.state.co.us/district/counties.htm>.

**County Court Case Filings -- Proportion of Cases by Type
Ten Year Comparison**



**Table 23: County Court Filings, Terminations, and Percent Change: FY 2006, FY 2007
(Does not include Denver County Court)**

Filings Compared to Previous Year			
Case Class	FY06	FY07	Percent Change
Civil	176,244	184,994	4.96%
Infractions	101,386	95,421	-5.88%
Misdemeanors	75,703	74,094	-2.13%
Small Claims	13,380	12,880	-3.74%
Traffic	168,155	165,298	-1.70%
Felony Complaints	21,268	18,510	-12.97%
Total	556,136	551,197	-0.89%

Terminations Compared to Previous Year			
Case Class	FY06	FY07	Percent Change
Civil	176,714	181,463	2.69%
Infractions	105,440	95,218	-9.69%
Misdemeanors	74,938	73,451	-1.98%
Small Claims	13,329	12,933	-2.97%
Traffic	165,823	162,482	-2.01%
Felony Complaints	21,268	18,510	-12.97%
Total with Felony Complaints	557,512	544,057	-2.41%
Total without Felony Complaints	536,244	525,547	-1.99%

Table 24: County Court Caseload FY1998 to FY2007
(Does not include Denver County Court)

	FY98	FY99	FY00	FY01	FY02	FY03	FY04	FY05	FY06	FY07
CIVIL										
New Cases Filed	120,846	121,897	127,017	139,919	151,905	165,210	165,324	175,847	176,244	184,994
Cases Terminated	118,561	124,746	137,436	138,581	151,773	162,492	165,761	174,773	176,714	181,463
INFRACTIONS										
New Cases Filed	68,184	64,018	70,094	70,090	69,800	74,947	82,732	107,780	101,386	95,421
Cases Terminated	71,789	66,127	70,776	73,560	72,824	73,597	82,382	103,978	105,440	95,218
MISDEMEANORS										
New Cases Filed	70,271	69,932	73,853	72,354	72,973	74,367	74,779	72,607	75,703	74,094
Cases Terminated	70,347	73,182	76,011	71,727	75,212	72,932	74,168	71,386	74,938	73,451
SMALL CLAIMS										
New Cases Filed	16,650	15,888	15,568	14,961	15,591	15,438	14,292	13,588	13,380	12,880
Cases Terminated	16,646	16,747	17,174	14,587	15,624	15,036	15,113	14,005	13,329	12,933
TRAFFIC										
New Cases Filed	170,614	159,861	140,183	133,860	138,439	149,720	159,413	167,488	168,155	165,298
Cases Terminated	171,321	170,316	168,898	139,866	139,995	144,555	156,139	161,433	165,823	162,482
FELONY COMPLAINTS (a)	21,097	20,301	20,010	13,445	21,285	18,833	17,554	18,137	21,268	18,510
TOTAL										
New Cases Filed	467,662	451,897	446,725	444,629	469,993	498,515	514,094	555,447	556,136	551,197
Cases Terminated (b)	448,664	451,118	470,295	438,321	455,428	468,612	493,563	525,575	536,244	525,547

(a) Felony complaints represent the number of criminal cases, docketed as (CR), that begin in county court. The processing of felony cases varies between locations. The counties processing CR cases hear advisements. Some counties do preliminary hearings in county court before moving the case to district court for completion of the felony process. The case can also be reduced to a misdemeanor and remain in county court. The cases retain the same docket number in either county or district court.

(b) Does not include felony complaints.

Table 25: County Court Filings, Terminations, and Percent Change: FY 2006, FY 2007

District	Filings			Terminations(b)		
	FY06	FY07	Percent Change	FY06	FY07	Percent Change
1	65,263	65,573	0.48%	60,176	61,152	1.62%
2(a)	158,987	177,044	11.36%	n/a	n/a	n/a
3	4,797	4,384	-8.61%	4,982	4,092	-17.86%
4	79,671	79,326	-0.43%	79,273	76,747	-3.19%
5	17,952	17,878	-0.41%	16,596	16,789	1.16%
6	7,131	6,620	-7.17%	6,628	6,355	-4.12%
7	11,752	12,717	8.21%	10,678	11,388	6.65%
8	33,732	30,957	-8.23%	32,473	32,507	0.10%
9	10,888	11,046	1.45%	10,179	10,152	-0.27%
10	19,711	20,006	1.50%	19,825	19,190	-3.20%
11	13,830	13,052	-5.63%	13,786	12,916	-6.31%
12	9,758	9,526	-2.38%	9,166	8,897	-2.93%
13	13,428	12,349	-8.04%	12,911	12,319	-4.59%
14	8,529	8,331	-2.32%	7,642	7,610	-0.42%
15	5,558	4,747	-14.59%	5,328	4,426	-16.93%
16	4,640	4,632	-0.17%	4,716	4,761	0.95%
17	70,614	74,801	5.93%	69,648	71,573	2.76%
18	102,794	98,028	-4.64%	101,113	90,995	-10.01%
19	27,670	27,333	-1.22%	25,624	27,244	6.32%
20	27,731	27,952	0.80%	25,590	25,967	1.47%
21	16,857	18,132	7.56%	16,282	16,964	4.19%
22	3,830	3,807	-0.60%	3,628	3,503	-3.45%
State Total Without Denver County Court						
	556,136	551,197	-0.89%	536,244	525,547	-1.99%
State Total						
	715,123	728,241	1.83%	n/a	n/a	n/a

(a) Denver County Court statistics are based on calendar year 2006

(b) Does not include felony complaints.

Table 26: County Court Filings and Terminations, FY 2007

District	Court Location	Civil		Felony		Misdemeanor		Infractions	
		Filings	Term.	Filings	Term.	Filings	Term.	Filings	Term.
1	Gilpin	134	105	128	128	504	536	158	150
	Jefferson	24,381	23,868	3,844	3,844	7,873	8,007	8,071	8,116
	Total	24,515	23,973	3,972	3,972	8,377	8,543	8,229	8,266
2	Denver(a)	32,765	n/a ^(b)	5,296	n/a ^(b)	13,608	n/a ^(b)	n/a ^(c)	n/a ^(b)
3	Huerfano	222	214	8	8	221	179	325	345
	Las Animas	674	695	9	9	530	536	725	691
	Total	896	909	17	17	751	715	1,050	1,036
4	El Paso	30,452	29,741	240	240	10,256	9,705	12,512	12,656
	Teller	606	608	27	27	565	545	445	439
	Total	31,058	30,349	267	267	10,821	10,250	12,957	13,095
5	Clear Creek	237	235	110	110	346	361	954	992
	Eagle-Basalt	40	47	0	0	98	90	183	189
	Eagle	755	719	465	465	1,019	990	1,831	1,907
	Lake	243	254	139	139	289	325	235	236
	Summit	511	461	378	378	1,143	1,125	1,562	1,690
	Total	1,786	1,716	1,092	1,092	2,895	2,891	4,765	5,014
6	Archuleta	274	266	107	107	243	274	228	228
	La Plata	1,299	1,250	128	128	934	918	890	919
	San Juan	13	11	3	3	21	22	11	14
	Total	1,586	1,527	238	238	1,198	1,214	1,129	1,161
7	Delta	936	929	249	249	578	604	460	467
	Gunnison	298	287	117	117	371	358	861	884
	Hinsdale	11	14	5	5	28	35	18	19
	Montrose-Nucla	70	55	8	8	78	67	48	48
	Montrose	1,418	1,324	435	435	894	795	584	579
	Ouray	77	75	24	24	127	105	440	429
	San Miguel	156	157	104	104	241	218	187	194
	Total	2,966	2,841	942	942	2,317	2,182	2,598	2,620
8	Jackson	15	16	2	2	59	59	51	45
	Larimer	8,664	9,120	77	77	4,943	5,766	4,984	5,129
	Larimer-Loveland	1,088	845	0	0	931	473	0	0
	Total	9,767	9,981	79	79	5,933	6,298	5,035	5,174
9	Garfield	1,670	1,566	199	199	588	506	671	735
	Garfield-Rifle	170	169	0	0	767	723	592	618
	Pitkin	236	249	8	8	315	295	174	182
	Rio Blanco-Meeker	118	126	0	0	173	166	374	326
	Rio Blanco-Rangely	25	24	7	7	111	109	135	139
	Total	2,219	2,134	214	214	1,954	1,799	1,946	2,000
10	Pueblo	8,724	8,809	223	223	2,909	2,780	2,805	2,634
11	Chaffee	368	359	25	25	385	390	3,244	3,257
	Custer	69	69	1	1	65	77	262	263
	Fremont	1,378	1,332	18	18	970	961	1,356	1,378
	Park	382	396	3	3	488	465	731	739
	Total	2,197	2,156	47	47	1,908	1,893	5,593	5,637

(a) Denver County Court filings based on calendar year, 2006.

(b) Termination numbers are not available.

(c) Denver County Traffic and Infraction cases are combined.

(d) Termination totals do not include Felony Complaint.

Table 26: County Court Filings and Terminations, FY 2007

District	Court Location	Small Claims		Traffic		Total	
		Filings	Term.	Filings	Term.	Filings	Term.(d)
1	Gilpin	14	14	613	615	1,551	1,420
	Jefferson	1,278	1,236	18,575	18,505	64,022	59,732
	Total	1,292	1,250	19,188	19,120	65,573	61,152
2	Denver(a)	1,938	n/a ^(b)	123,437	n/a ^(b)	177,044	0
3	Huerfano	36	32	579	488	1,391	1,258
	Las Animas	97	104	958	808	2,993	2,834
	Total	133	136	1,537	1,296	4,384	4,092
4	El Paso	1,781	1,938	21,538	20,242	76,779	74,282
	Teller	90	94	814	779	2,547	2,465
	Total	1,871	2,032	22,352	21,021	79,326	76,747
5	Clear Creek	30	28	1,546	1,651	3,223	3,267
	Eagle-Basalt	14	14	231	195	566	535
	Eagle	222	203	2,268	2,163	6,560	5,982
	Lake	27	27	566	530	1,499	1,372
	Summit	135	161	2,301	2,196	6,030	5,633
	Total	428	433	6,912	6,735	17,878	16,789
6	Archuleta	49	45	332	319	1,233	1,132
	La Plata	165	166	1,897	1,888	5,313	5,141
	San Juan	6	7	20	28	74	82
	Total	220	218	2,249	2,235	6,620	6,355
7	Delta	153	146	719	736	3,095	2,882
	Gunnison	66	70	654	619	2,367	2,218
	Hinsdale	4	5	2	3	68	76
	Montrose-Nucla	12	15	88	84	304	269
	Montrose	196	182	1,441	1,347	4,968	4,227
	Ouray	19	19	177	160	864	788
	San Miguel	49	40	314	319	1,051	928
	Total	499	477	3,395	3,268	12,717	11,388
8	Jackson	19	18	71	60	217	198
	Larimer	679	709	7,485	9,256	26,832	29,980
	Larimer-Loveland	102	86	1,787	925	3,908	2,329
	Total	800	813	9,343	10,241	30,957	32,507
9	Garfield	186	170	1,457	1,358	4,771	4,335
	Garfield-Rifle	60	110	1,571	1,359	3,160	2,979
	Pitkin	32	63	488	450	1,253	1,239
	Rio Blanco-Meeker	122	27	561	475	1,348	1,120
	Rio Blanco-Rangely	25	30	211	177	514	479
	Total	425	400	4,288	3,819	11,046	10,152
10	Pueblo	576	588	4,769	4,379	20,006	19,190
11	Chaffee	57	61	826	720	4,905	4,787
	Custer	22	22	79	98	498	529
	Fremont	142	144	1,346	1,333	5,210	5,148
	Park	34	42	801	810	2,439	2,452
	Total	255	269	3,052	2,961	13,052	12,916

(a) Denver County Court filings based on calendar year, 2006.

(b) Termination numbers are not available.

(c) Denver County Traffic and Infraction cases are combined.

(d) Termination totals do not include Felony Complaint.

Table 26: County Court Filings and Terminations, FY 2007

District	Court Location	Civil		Felony		Misdemeanor		Infractions	
		Filings	Term.	Filings	Term.	Filings	Term.	Filings	Term.
12	Alamosa	513	474	252	252	675	604	522	543
	Conejos	198	189	59	59	184	187	318	329
	Costilla	116	122	60	60	264	263	783	801
	Mineral	18	19	5	5	24	24	138	125
	Rio Grande	298	290	180	180	485	449	567	584
	Saguache	156	137	45	45	301	262	500	496
	Total	1,299	1,231	601	601	1,933	1,789	2,828	2,878
13	Kit Carson	228	231	11	11	166	168	1,074	1,062
	Logan	961	969	72	72	397	409	985	1,034
	Morgan	1,171	1,091	11	11	751	767	1,026	1,053
	Phillips	145	144	6	6	82	70	28	25
	Sedgwick	80	76	3	3	29	25	131	133
	Washington	155	162	2	2	56	44	217	210
	Yuma	347	360	21	21	99	128	120	105
Total	3,087	3,033	126	126	1,580	1,611	3,581	3,622	
14	Grand	459	454	225	225	537	547	682	678
	Moffat	378	410	211	211	376	359	348	354
	Routt	386	379	220	220	838	825	819	844
	Total	1,223	1,243	656	656	1,751	1,731	1,849	1,876
15	Baca	129	117	4	4	52	60	221	219
	Cheyenne	53	52	0	0	63	45	161	152
	Kiowa	34	37	0	0	11	13	164	170
	Prowers	588	574	3	3	359	367	912	919
	Total	804	780	7	7	485	485	1,458	1,460
16	Bent	228	237	3	3	111	131	167	179
	Crowley	143	147	0	0	67	91	301	312
	Otero	1,096	1,050	13	13	551	563	680	688
	Total	1,467	1,434	16	16	729	785	1,148	1,179
17	Adams	27,234	26,869	3,128	3,128	5,577	5,544	13,181	12,553
	Broomfield	1,732	1,680	218	218	652	640	556	529
	Total	28,966	28,549	3,346	3,346	6,229	6,184	13,710	13,082
18	Arapahoe-Aurora	13,093	12,818	3,120	3,120	2,458	2,365	4,644	4,590
	Arapahoe-Littleton	20,007	19,779	0	0	2,680	2,509	1,954	1,896
	Douglas	6,774	6,281	784	784	3,342	3,477	7,144	6,958
	Elbert	439	451	40	40	214	239	377	397
	Lincoln	145	148	66	66	237	208	407	404
	Total	40,458	39,477	4,010	4,010	8,931	8,798	14,526	14,245
19	Weld	8,160	7,757	151	151	3,873	3,997	3,440	3,460
20	Boulder	5,743	5,574	2,058	2,058	3,927	4,073	2,750	2,676
	Boulder-Longmont	2,057	2,043	0	0	950	954	665	696
	Total	7,800	7,617	2,058	2,058	4,877	5,027	3,415	3,372
21	Mesa	5,330	5,268	146	146	3,891	3,774	2,726	2,771
22	Dolores	32	28	11	11	43	38	70	71
	Montezuma	654	651	291	291	709	667	563	565
	Total	686	679	302	302	752	705	633	636
State Total Without Denver County Court		184,994	181,463	18,510	18,510	74,094	73,451	95,421	95,218
State Total With Denver County Court		217,759	n/a^(b)	23,806	n/a^(b)	87,702	n/a^(b)	n/a^(c)	n/a^(b)

(a) Denver County Court filings based on calendar year, 2006.
 (b) Termination numbers are not available.
 (c) Denver County Traffic and Infraction cases are combined.
 (d) Termination totals do not include Felony Complaint.

Table 26: County Court Filings and Terminations, FY 2007

District	Court Location	Small Claims		Traffic		Total	
		Filings	Term.	Filings	Term.	Filings	Term.(d)
12	Alamosa	90	85	718	781	2,770	2,487
	Conejos	35	31	349	366	1,143	1,102
	Costilla	16	16	226	247	1,465	1,449
	Mineral	8	9	88	64	281	241
	Rio Grande	46	41	801	873	2,377	2,237
	Saguache	23	18	465	468	1,490	1,381
	Total	218	200	2,647	2,799	9,526	8,897
13	Kit Carson	44	48	619	601	2,142	2,110
	Logan	62	63	770	809	3,247	3,284
	Morgan	82	86	1,624	1,722	4,665	4,719
	Phillips	27	25	74	74	362	338
	Sedgwick	19	20	72	70	334	324
	Washington	12	11	278	237	720	664
	Yuma	48	47	244	240	879	880
Total	294	300	3,681	3,753	12,349	12,319	
14	Grand	52	44	942	962	2,897	2,685
	Moffat	80	79	623	532	2,016	1,734
	Routt	94	92	1,061	1,051	3,418	3,191
	Total	226	215	2,626	2,545	8,331	7,610
15	Baca	41	31	227	198	674	625
	Cheyenne	10	10	94	83	381	342
	Kiowa	2	2	198	157	409	379
	Prowers	57	59	1,364	1,161	3,283	3,080
	Total	110	102	1,883	1,599	4,747	4,426
16	Bent	32	34	149	169	690	750
	Crowley	24	24	107	138	642	712
	Otero	106	113	854	885	3,300	3,299
	Total	162	171	1,110	1,192	4,632	4,761
17	Adams	1,089	989	18,995	20,565	69,204	66,520
	Broomfield	121	115	2,345	2,089	5,624	5,053
	Total	1,210	1,104	21,340	22,654	74,801	71,573
18	Arapahoe-Aurora	943	893	11,588	10,774	35,846	31,440
	Arapahoe-Littleton	662	692	6,946	6,483	32,249	31,359
	Douglas	540	539	8,356	8,597	26,940	25,852
	Elbert	51	60	481	14	1,602	1,161
	Lincoln	19	20	517	403	1,391	1,183
	Total	2,215	2,204	27,888	26,271	98,028	90,995
19	Weld	705	697	11,004	11,333	27,333	27,244
20	Boulder	474	523	7,100	7,063	22,052	19,909
	Boulder-Longmont	222	259	2,006	2,106	5,900	6,058
	Total	696	782	9,106	9,169	27,952	25,967
21	Mesa	465	470	5,574	4,681	18,132	16,964
22	Dolores	8	6	84	77	248	220
	Montezuma	72	66	1,270	1,334	3,559	3,283
	Total	80	72	1,354	1,411	3,807	3,503
State Total Without Denver County Court		12,880	12,933	165,298	162,482	551,197	525,547
State Total With Denver County Court		14,818	n/a^(b)	288,735	n/a^(b)	728,241	525,547

(a) Denver County Court filings based on calendar year, 2006.

(b) Termination numbers are not available.

(c) Denver County Traffic and Infraction cases are combined.

(d) Termination totals do not include Felony Complaint.

Table 27: Court and Jury Trials for County Court, FY 2007

District	Court Location	Civil		Misdemeanor		Small Claims	Traffic		Infractions	Total*	
		Court Trials	Jury Trials	Court Trials	Jury Trials	Court Trials	Court Trials	Jury Trials	Final Hearings	Court Trials	Jury Trials
1	Gilpin	0	0	0	2	0	0	0	11	0	2
	Jefferson	134	1	31	67	317	28	44	282	510	112
	Total	134	1	31	69	317	28	44	293	510	114
3	Huerfano	12	0	0	0	23	3	0	27	38	0
	Las Animas	6	0	0	2	17	0	0	19	23	2
	Total	18	0	0	2	40	3	0	46	61	2
4	El Paso	143	1	30	95	265	8	24	2,213	446	120
	Teller	0	0	2	6	3	7	4	57	12	10
	Total	143	1	32	101	268	15	28	2,270	458	130
5	Clear Creek	3	0	0	2	1	1	5	68	5	7
	Eagle-Basalt	0	0	0	0	0	0	0	0	0	0
	Eagle Lake	4	0	2	4	56	2	5	40	64	9
	Summit	4	0	5	7	14	1	2	113	24	9
	Total	11	0	7	14	72	4	12	228	94	26
6	Archuleta	5	0	0	2	15	0	0	18	20	2
	La Plata	8	1	2	10	48	5	12	101	63	23
	San Juan	0	0	2	1	4	0	0	2	6	1
	Total	13	1	4	13	67	5	12	121	89	26
7	Delta	2	1	2	3	9	2	0	30	15	4
	Gunnison	2	1	0	3	15	2	2	57	19	6
	Hinsdale	0	0	0	0	0	0	0	0	0	0
	Montrose	9	0	2	0	50	8	4	40	69	4
	Montrose-Nucla	0	0	0	4	0	0	0	0	0	4
	Ouray	1	0	0	0	10	0	0	18	11	0
	San Miguel	0	1	0	3	4	0	2	35	4	6
Total	14	3	4	13	88	12	8	180	118	24	
8	Jackson	0	0	0	0	0	0	0	0	0	0
	Larimer	45	2	5	41	122	4	9	353	176	52
	Larimer-Loveland	0	0	0	0	15	0	0	0	15	0
	Total	45	2	5	41	137	4	9	353	191	52
9	Garfield	12	0	0	0	20	1	1	51	33	1
	Garfield-Rifle	10	1	4	3	31	4	4	46	49	8
	Pitkin	3	0	0	5	31	0	1	13	34	6
	Rio Blanco	2	0	5	0	16	5	1	9	28	1
	Rio Blanco-Meeker	0	0	0	0	0	0	0	24	0	0
Total	27	1	9	8	98	10	7	143	144	16	
10	Pueblo	51	0	3	17	159	1	3	269	214	20
11	Chaffee	0	0	0	1	1	1	0	24	2	1
	Custer	2	1	1	1	3	0	0	17	6	2
	Fremont	28	0	8	9	1	10	6	81	47	15
	Park	0	0	4	5	18	4	5	35	26	10
	Total	30	1	13	16	23	15	11	157	81	28

*Does not include Infractions Final Hearings.

Table 27: Court and Jury Trials for County Court, FY 2007

District	Court Location	Civil		Misdemeanor		Small Claims	Traffic		Infractions	Total*	
		Court Trials	Jury Trials	Court Trials	Jury Trials	Court Trials	Court Trials	Jury Trials	Final Hearings	Court Trials	Jury Trials
12	Alamosa	5	0	1	0	12	1	0	79	19	0
	Conejos	0	0	0	1	0	0	0	37	0	1
	Costilla	4	0	2	5	9	0	1	28	15	6
	Mineral	0	0	0	1	1	0	0	10	1	1
	Rio Grande	0	0	3	0	0	1	2	31	4	2
	Saguache	0	0	0	0	0	0	0	26	0	0
	Total	9	0	6	7	22	2	3	211	39	10
13	Kit Carson	0	0	0	0	0	0	0	90	0	0
	Logan	14	0	2	16	20	0	7	27	36	23
	Morgan	10	0	1	3	17	4	6	26	32	9
	Phillips	1	0	1	1	6	0	0	1	8	1
	Sedgwick	0	0	0	0	0	0	0	0	0	0
	Washington	0	0	0	1	2	2	1	4	4	2
	Yuma	2	0	1	0	1	0	0	6	4	0
Total	27	0	5	21	46	6	14	154	84	35	
14	Grand	5	0	0	5	5	4	9	38	14	14
	Moffat	1	0	1	5	29	0	4	18	31	9
	Routt	2	0	6	9	41	5	4	37	54	13
	Total	8	0	7	19	75	9	17	93	99	36
15	Baca	0	0	0	0	2	1	0	12	3	0
	Cheyenne	0	0	1	0	0	0	0	6	1	0
	Kiowa	0	0	0	0	0	1	0	5	1	0
	Prowers	6	0	0	0	14	3	3	15	23	3
	Total	6	0	1	0	16	5	3	38	28	3
16	Bent	1	0	0	2	1	0	1	8	2	3
	Crowley	0	0	0	0	0	0	0	13	0	0
	Otero	4	1	5	4	44	0	1	29	53	6
	Total	5	1	5	6	45	0	2	50	55	9
17	Adams	210	0	14	115	290	19	75	466	533	190
	Broomfield	12	0	0	5	5	2	5	2	19	10
	Total	222	0	14	120	295	21	80	468	552	200
18	Arapahoe-Aurora	63	0	3	11	159	2	15	372	227	26
	Arapahoe-Littleton	110	1	2	15	135	1	12	68	248	28
	Douglas	61	2	12	32	81	14	17	683	168	51
	Elbert	2	1	3	1	13	0	1	14	18	3
	Lincoln	4	0	2	1	3	0	1	14	9	2
	Total	240	4	22	60	391	17	46	1,151	670	110
19	Weld	112	0	12	50	388	24	51	123	536	101
20	Boulder	38	0	2	15	251	3	17	102	294	32
	Boulder-Longmont	11	1	1	15	82	0	11	19	94	27
	Total	49	1	3	30	333	3	28	121	388	59
21	Mesa	77	0	46	38	65	10	32	201	198	70
22	Dolores	0	0	2	0	3	0	0	0	5	0
	Montezuma	3	0	1	6	8	1	2	64	13	8
	Total	3	0	3	6	11	1	2	64	18	8
State Total		1,244	16	232	651	2,956	195	412	6,734	4,627	1,079

*Does not include Infractions Final Hearings.

Table 28: DUI/DWAI Filings^(b) by District
FY 1998 to FY 2007

District	FY98	FY99	FY00	FY01	FY02	FY03	FY04	FY05	FY06	FY07
1	2,850	2,665	2,967	2,845	3,124	3,023	3,109	3,012	2,914	2,835
Denver County ^(a)	3,792	4,419	4,428	3,523	2,822	3,050	2,424	2,209	2,146	3,130
3	374	418	441	348	316	287	255	240	217	201
4	4,383	4,069	3,393	3,532	3,420	3,480	3,548	3,552	3,852	3,748
5	1,475	1,727	1,846	1,434	1,504	1,400	1,394	1,269	1,222	1,238
6	640	848	870	803	737	815	660	799	634	562
7	804	912	734	768	759	658	659	673	712	734
8	2,397	2,501	2,358	2,123	2,391	2,574	2,390	2,398	2,409	2,086
9	969	979	1,078	1,044	930	875	798	726	930	941
10	2,048	2,062	1,704	1,420	1,249	1,374	1,316	1,079	960	942
11	714	608	461	558	530	530	538	565	577	445
12	873	935	1,015	837	712	507	560	729	609	414
13	1,013	896	850	745	732	773	575	526	566	466
14	515	603	554	552	582	527	444	434	507	606
15	346	381	318	281	306	292	201	160	150	178
16	568	446	330	309	301	251	234	214	220	173
17	3,584	3,893	3,734	3,513	3,496	3,717	3,920	3,670	3,957	3,538
18	4,110	4,671	4,396	4,133	3,912	4,053	3,848	3,916	3,703	3,874
19	2,315	2,465	1,890	1,895	1,668	1,665	1,471	1,624	1,712	1,914
20	2,741	2,961	2,987	3,353	3,291	2,777	2,304	2,396	2,220	1,960
21	878	999	987	902	1,093	902	977	1,065	934	864
22	284	376	329	317	229	178	227	186	244	206
State Totals										
Without Denver	33,881	35,415	33,242	31,712	31,282	30,658	29,428	29,233	29,249	27,925
County Court	37,673	39,834	37,670	35,235	34,104	33,708	31,852	31,442	31,395	31,055
State Totals										

(a) Denver County Court figures based on a calendar year, 2006

(b) Filings do not include DUI charges filed with Misdemeanor or Criminal Case classes

Table 29: County Court Civil Filings by Type, FY 2007

District	Court Location	Change of Venue*	Restraining Order Domestic Abuse	Forcible Entry and Detainer	Foreign Judgment	Money	Name Change	Other	Replevin	Restraining Order	Total
1	Gilpin	0	0	23	0	106	0	0	0	5	134
	Jefferson	35	582	6,923	5	15,999	201	96	61	479	24,381
	Total	35	582	6,946	5	16,105	201	96	61	484	24,515
3	Huerfano	0	1	19	0	168	6	2	0	26	222
	Las Animas	0	22	52	1	514	11	1	2	71	674
	Total	0	23	71	1	682	17	3	2	97	896
4	El Paso	7	2,258	8,684	0	18,456	229	134	64	620	30,452
	Teller	1	57	81	0	407	12	0	0	48	606
	Total	8	2,315	8,765	0	18,863	241	134	64	668	31,058
5	Clear Creek	3	4	61	0	134	6	1	0	28	237
	Eagle-Basalt	1	0	13	0	12	2	0	0	12	40
	Eagle	7	7	174	1	479	29	1	1	56	755
	Lake	0	7	76	0	144	2	1	1	12	243
	Summit	0	23	63	1	371	18	1	0	34	511
	Total	11	41	387	2	1,140	57	4	2	142	1,786
6	Archuleta	0	19	34	2	184	7	10	1	17	274
	La Plata	1	86	129	1	885	30	2	3	162	1,299
	San Juan	0	0	3	0	7	0	0	0	3	13
	Total	1	105	166	3	1,076	37	12	4	182	1,586
7	Delta	5	57	69	0	612	19	4	8	162	936
	Gunnison	0	32	33	0	189	9	1	2	32	298
	Hinsdale	0	0	0	0	7	0	0	0	4	11
	Montrose-Nucla	4	1	2	0	58	1	0	0	4	70
	Montrose	3	116	232	0	918	13	5	4	127	1,418
	Ouray	0	7	7	0	46	3	1	0	13	77
	San Miguel	3	8	32	0	87	4	1	0	21	156
Total	15	221	375	0	1,917	49	12	14	363	2,966	
8	Jackson	0	0	1	0	12	0	0	1	1	15
	Larimer	9	210	1,520	4	6,464	112	13	7	325	8,664
	Larimer-Loveland	0	41	210	0	801	10	2	1	23	1,088
	Total	9	251	1,731	4	7,277	122	15	9	349	9,767
9	Garfield	7	45	162	2	1,365	12	3	1	73	1,670
	Garfield-Rifle	0	25	30	0	84	3	3	0	25	170
	Pitkin	0	8	18	1	167	8	2	0	32	236
	Rio Blanco-Meeker	0	6	12	0	94	1	2	2	1	118
	Rio Blanco-Rangely	0	8	4	0	8	1	2	0	2	25
	Total	7	92	226	3	1,718	25	12	3	133	2,219
10	Pueblo	4	461	1,088	0	6,832	58	14	17	250	8,724
11	Chaffee	4	11	27	0	295	9	1	0	21	368
	Custer	0	1	5	0	49	5	0	2	7	69
	Fremont	1	2	172	0	1,011	26	0	0	166	1,378
	Park	0	19	82	0	234	8	10	0	29	382
	Total	5	33	286	0	1,589	48	11	2	223	2,197

Table 29: County Court Civil Filings by Type, FY 2007

District	Court Location	Change of Venue*	Restraining Order Domestic Abuse	Forcible Entry and Detainer	Foreign Judgment	Money	Name Change	Other	Replevin	Restraining Order	Total
12	Alamosa	0	5	22	0	415	6	13	3	49	513
	Conejos	0	7	2	0	125	3	25	0	36	198
	Costilla	0	9	1	0	48	1	23	0	34	116
	Mineral	0	0	0	0	9	0	1	0	8	18
	Rio Grande	0	5	13	0	247	3	0	0	30	298
	Saguache	2	6	7	0	113	4	3	0	21	156
	Total		2	32	45	0	957	17	65	3	178
13	Kit Carson	0	1	9	0	206	3	0	0	9	228
	Logan	3	31	96	1	803	2	0	2	23	961
	Morgan	3	37	82	1	975	10	1	0	62	1,171
	Phillips	0	6	3	0	128	2	0	0	6	145
	Sedgwick	1	4	2	2	67	0	0	0	4	80
	Washington	1	6	4	0	127	3	1	1	12	155
	Yuma	0	2	5	2	310	0	3	0	25	347
	Total		8	87	201	6	2,616	20	5	3	141
14	Grand	1	15	50	0	358	6	1	0	28	459
	Moffat	3	13	64	0	274	5	1	1	17	378
	Routt	2	2	35	0	286	9	12	0	40	386
	Total		6	30	149	0	918	20	14	1	85
15	Baca	0	2	5	0	116	0	1	0	5	129
	Cheyenne	0	0	1	0	51	0	0	0	1	53
	Kiowa	0	2	0	0	29	0	0	0	3	34
	Prowers	2	23	20	0	527	1	2	0	13	588
	Total		2	27	26	0	723	1	3	0	22
16	Bent	2	20	11	0	155	3	1	1	35	228
	Crowley	0	1	4	0	128	0	0	1	9	143
	Otero	0	54	54	0	864	17	1	3	103	1,096
	Total		2	75	69	0	1,147	20	2	5	147
17	Adams	21	597	10,580	2	15,122	190	57	81	584	27,234
	Broomfield	4	51	618	1	962	27	3	9	57	1,732
	Total		25	648	11,198	3	16,084	217	60	90	641
18	Arapahoe-Aurora	10	500	5,271	1	6,230	180	33	9	859	13,093
	Arapahoe-Littleton	10	107	6,809	5	12,484	94	6	113	379	20,007
	Douglas	2	224	1,719	1	4,505	101	20	12	190	6,774
	Elbert	0	14	59	0	326	4	4	2	30	439
	Lincoln	1	14	9	0	102	2	1	0	16	145
Total		23	859	13,867	7	23,647	381	64	136	1,474	40,458
19	Weld	10	404	1,919	1	5,377	66	18	16	349	8,160
20	Boulder	5	123	1,293	2	3,927	141	50	6	196	5,743
	Boulder-Longmont	2	91	265	1	1,544	40	15	9	90	2,057
	Total		7	214	1,558	3	5,471	181	65	15	286
21	Mesa	15	122	1,088	1	3,798	65	1	10	230	5,330
22	Dolores	0	2	5	0	15	0	0	0	10	32
	Montezuma	1	63	54	0	404	10	1	1	120	654
	Total		1	65	59	0	419	10	1	1	130
State Total		196	6,687	50,220	39	118,356	1,853	611	458	6,574	184,994
Percent of State Total		0%	4%	27%	0%	64%	1%	0%	0%	4%	100%

*Cases opened in another county- "Change of Venue" is not a cause of action

Table 30: County Court Misdemeanor Filings by Type, FY 2007

District	Court Location	Violation								
		Alcohol	Cruelty to Animals	Arson	Assault	Animal Violation	Bail Conditions	Child Abuse	Criminal Mischief	Drugs
1	Gilpin	27	1	1	7	40	0	2	2	27
	Jefferson	311	10	2	235	395	5	400	125	1,163
	Total	338	11	3	242	435	5	402	127	1,190
3	Huerfano	13	0	0	17	0	2	2	5	31
	Las Animas	42	0	0	18	5	3	5	14	29
	Total	55	0	0	35	5	5	7	19	60
4	El Paso	542	186	5	528	235	6	264	253	1,863
	Teller	2	3	0	12	77	2	15	6	95
	Total	544	189	5	540	312	8	279	259	1,958
5	Clear Creek	19	0	2	5	34	2	5	3	54
	Eagle-Basalt	11	0	0	7	10	0	1	1	4
	Eagle	51	0	1	63	44	5	17	24	181
	Lake	18	0	0	23	25	6	9	1	41
	Summit	91	0	0	63	55	34	17	16	157
	Total	190	0	3	161	168	47	49	45	437
6	Archuleta	12	6	0	11	37	12	2	1	30
	La Plata	36	1	1	45	154	22	7	21	99
	San Juan	0	0	0	1	0	0	0	0	3
	Total	48	7	1	57	191	34	9	22	132
7	Delta	17	0	0	40	22	3	8	18	85
	Gunnison	29	0	0	18	21	4	6	16	42
	Hinsdale	3	0	0	1	0	0	0	0	11
	Montrose-Nucla	1	2	0	10	2	0	2	2	2
	Montrose	5	0	0	28	33	9	27	20	105
	Ouray	0	0	0	6	4	2	4	0	26
	San Miguel	2	0	0	14	10	0	1	8	38
	Total	57	2	0	117	92	18	48	64	309
8	Jackson	11	0	0	3	0	0	1	1	3
	Larimer	208	5	4	211	116	13	94	103	724
	Larimer-Loveland	34	1	1	29	16	2	28	20	209
	Total	253	6	5	243	132	15	123	124	936
9	Garfield	48	1	1	26	19	0	15	8	82
	Garfield-Rifle	70	9	0	23	73	1	29	13	90
	Pitkin	2	0	0	23	2	1	0	19	21
	Rio Blanco-Meeker	24	0	0	11	0	2	1	4	36
	Rio Blanco-Rangely	5	0	0	8	0	0	6	0	16
	Total	149	10	1	91	94	4	51	44	245
10	Pueblo	110	14	0	160	390	0	83	51	132
11	Chaffee	28	0	0	19	16	6	9	3	51
	Custer	1	0	0	4	0	2	0	3	7
	Fremont	29	2	1	51	15	0	13	27	81
	Park	6	3	0	28	52	26	7	3	92
	Total	64	5	1	102	83	34	29	36	231

Table 30: County Court Misdemeanor Filings by Type, FY 2007

District	Court Location	Domestic Violence	Escape	Fraud	Forgery	Gambling	Harassment	Habitual Traffic	Municipal Appeal (Court Not of Record)	Menacing
1	Gilpin	20	0	51	115	48	14	33	0	0
	Jefferson	1,195	44	24	11	12	150	458	0	15
	Total	1,215	44	75	126	60	164	491	0	15
3	Huerfano	35	0	3	0	0	8	4	2	0
	Las Animas	78	0	4	0	0	17	18	0	5
	Total	113	0	7	0	0	25	22	2	5
4	El Paso	2,524	40	88	8	0	357	321	0	47
	Teller	114	1	3	1	37	25	0	0	1
	Total	2,638	41	91	9	37	382	321	0	48
5	Clear Creek	43	1	1	2	0	5	2	0	0
	Eagle-Basalt	19	0	1	1	0	9	0	0	0
	Eagle	156	1	2	3	0	36	14	0	11
	Lake	52	0	0	0	0	17	0	0	2
	Summit	142	0	2	1	0	34	0	0	0
	Total	412	2	6	7	0	101	16	0	13
6	Archuleta	45	0	0	0	0	14	0	0	1
	La Plata	238	0	1	4	0	17	32	0	8
	San Juan	3	0	0	0	0	2	0	0	0
	Total	286	0	1	4	0	33	32	0	9
7	Delta	132	2	2	1	0	20	22	0	5
	Gunnison	52	0	13	1	0	15	1	0	1
	Hinsdale	0	0	0	0	0	0	1	0	0
	Montrose-Nucla	9	0	4	0	0	5	4	0	2
	Montrose	188	3	14	2	0	13	43	0	2
	Ouray	14	0	0	0	0	6	2	0	0
	San Miguel	20	0	2	0	0	11	5	1	5
	Total	415	5	35	4	0	70	78	1	15
	8	Jackson	0	0	1	0	0	0	0	0
Larimer		833	6	4	11	0	158	111	0	15
Larimer-Loveland		194	0	1	1	0	26	30	0	3
Total		1,027	6	6	12	0	184	141	0	18
9	Garfield	132	0	1	6	0	21	15	0	1
	Garfield-Rifle	177	0	1	0	0	33	16	0	2
	Pitkin	61	0	1	1	0	16	0	0	3
	Rio Blanco-Meeker	22	0	0	0	0	10	0	0	1
	Rio Blanco-Rangely	13	0	0	0	0	3	0	0	0
	Total	405	0	3	7	0	83	31	0	7
10	Pueblo	717	2	12	0	54	37	79	4	13
11	Chaffee	51	2	9	0	0	13	7	0	0
	Custer	7	0	12	0	0	7	0	0	0
	Fremont	215	0	63	1	0	78	0	0	4
	Park	40	1	1	0	0	6	1	0	3
	Total	313	3	85	1	0	104	8	0	7

Table 30: County Court Misdemeanor Filings by Type, FY 2007

District	Court Location	Other	Public Indecency	Perjury	Public Peace and Order	Prostitution	Sex Offenses	Theft
1	Gilpin	62	0	0	0	0	3	19
	Jefferson	1,199	15	6	219	7	67	338
	Total	1,261	15	6	219	7	70	357
3	Huerfano	15	0	0	15	0	0	13
	Las Animas	70	1	0	30	1	1	30
	Total	85	1	0	45	1	1	43
4	El Paso	650	29	0	238	19	84	442
	Teller	39	4	0	5	0	3	23
	Total	689	33	0	243	19	87	465
5	Clear Creek	34	1	0	7	0	1	6
	Eagle-Basalt	16	1	0	0	0	0	4
	Eagle	38	0	0	69	0	5	31
	Lake	25	0	1	1	0	0	2
	Summit	112	0	0	81	0	3	68
	Total	225	2	1	158	0	9	111
6	Archuleta	22	0	0	1	0	1	2
	La Plata	41	0	0	27	0	1	47
	San Juan	3	0	0	0	0	0	2
	Total	66	0	0	28	0	2	51
7	Delta	31	2	0	0	0	1	14
	Gunnison	8	3	0	23	0	5	11
	Hinsdale	3	0	0	0	0	0	0
	Montrose-Nucla	16	0	0	0	0	0	3
	Montrose	56	2	0	10	0	7	15
	Ouray	13	0	0	0	0	0	2
	San Miguel	28	1	0	4	0	1	13
	Total	155	8	0	37	0	14	58
8	Jackson	12	0	0	0	0	0	1
	Larimer	560	20	0	187	0	33	216
	Larimer-Loveland	120	4	0	18	0	3	41
	Total	692	24	0	205	0	36	258
9	Garfield	36	3	0	18	2	1	14
	Garfield-Rifle	61	0	1	15	1	4	7
	Pitkin	26	1	0	4	0	1	17
	Rio Blanco-Meeker	22	0	1	1	0	1	1
	Rio Blanco-Rangely	13	1	0	1	0	0	2
	Total	158	5	2	39	3	7	41
10	Pueblo	76	1	9	62	0	18	98
11	Chaffee	55	1	0	4	0	2	16
	Custer	4	0	0	0	0	0	1
	Fremont	125	0	0	1	0	4	51
	Park	87	0	0	0	0	0	1
	Total	271	1	0	5	0	6	69

Table 30: County Court Misdemeanor Filings by Type, FY 2007

District	Court Location	Trespass	Under Age			Criminal Attempt	Curfew Violation	Protection Order Violation	Total
			Alcohol Offense	Wildlife	Weapon				
1	Gilpin	8	0	1	3	0	0	20	504
	Jefferson	110	902	94	72	1	3	285	7,873
	Total	118	902	95	75	1	3	305	8,377
3	Huerfano	1	18	11	2	0	0	24	221
	Las Animas	6	105	12	6	0	0	30	530
	Total	7	123	23	8	0	0	54	751
4	El Paso	166	751	30	164	0	43	373	10,256
	Teller	10	50	22	12	0	0	3	565
	Total	176	801	52	176	0	43	376	10,821
5	Clear Creek	17	47	39	4	0	0	12	346
	Eagle-Basalt	4	5	1	2	0	0	1	98
	Eagle	20	165	22	8	0	0	52	1,019
	Lake	6	39	9	3	0	0	9	289
	Summit	44	179	5	8	0	0	31	1,143
	Total	91	435	76	25	0	0	105	2,895
6	Archuleta	4	19	14	1	0	0	8	243
	La Plata	10	48	12	24	0	0	38	934
	San Juan	7	0	0	0	0	0	0	21
	Total	21	67	26	25	0	0	46	1,198
7	Delta	4	75	8	3	0	0	63	578
	Gunnison	8	50	28	3	0	0	13	371
	Hinsdale	1	0	8	0	0	0	0	28
	Montrose-Nucla	5	6	1	1	0	0	1	78
	Montrose	10	91	8	22	0	0	181	894
	Ouray	5	2	26	2	0	0	13	127
	San Miguel	13	36	0	4	0	0	24	241
	Total	46	260	79	35	0	0	295	2,317
8	Jackson	0	0	25	1	0	0	0	59
	Larimer	106	948	72	67	0	0	118	4,943
	Larimer-Loveland	20	76	13	14	1	0	26	931
	Total	126	1,024	110	82	1	0	144	5,933
9	Garfield	16	78	11	7	0	0	26	588
	Garfield-Rifle	7	78	32	8	0	0	16	767
	Pitkin	13	94	1	2	0	0	6	315
	Rio Blanco-Meeker	6	0	28	1	0	0	1	173
	Rio Blanco-Rangely	11	18	9	3	0	0	2	111
	Total	53	268	81	21	0	0	51	1,954
10	Pueblo	16	255	128	9	0	3	376	2,909
11	Chaffee	8	30	39	5	0	0	11	385
	Custer	1	7	7	0	0	0	2	65
	Fremont	13	106	37	16	0	0	37	970
	Park	4	32	73	4	0	0	18	488
	Total	26	175	156	25	0	0	68	1,908

Table 30: County Court Misdemeanor Filings by Type, FY 2007

District	Court Location	Violation								
		Alcohol	Cruelty to Animals	Arson	Assault	Animal Violation	Bail Conditions	Child Abuse	Criminal Mischief	Drugs
12	Alamosa	15	0	1	26	9	0	8	7	50
	Conejos	5	1	1	12	2	0	4	2	21
	Costilla	39	0	0	5	0	0	1	1	19
	Mineral	1	0	0	0	5	0	1	0	1
	Rio Grande	16	1	0	23	0	0	17	18	52
	Saguache	8	0	1	6	4	0	5	1	20
	Total	84	2	3	72	20	0	36	29	163
13	Kit Carson	19	0	0	11	2	0	9	1	31
	Logan	52	5	0	18	0	0	17	4	42
	Morgan	41	4	0	22	14	4	11	8	163
	Phillips	5	0	3	10	0	0	2	6	1
	Sedgwick	2	0	0	0	1	0	0	0	2
	Washington	5	0	0	3	0	0	1	2	7
	Yuma	6	2	0	10	2	0	3	2	7
	Total	130	11	3	74	19	4	43	23	253
14	Grand	68	0	0	12	31	11	1	12	71
	Moffat	7	3	1	19	8	1	8	13	52
	Routt	58	0	0	25	21	10	8	11	131
		Total	133	3	1	56	60	22	17	36
15	Baca	1	0	0	2	0	0	2	1	6
	Cheyenne	1	0	0	6	1	0	0	3	0
	Kiowa	0	0	0	2	0	0	0	0	1
	Prowers	33	0	0	16	17	0	5	5	17
		Total	35	0	0	26	18	0	7	9
16	Bent	2	3	0	3	10	0	1	1	6
	Crowley	0	1	0	3	2	0	1	6	9
	Otero	7	1	0	33	25	2	11	16	43
		Total	9	5	0	39	37	2	13	23
17	Adams	329	2	0	161	255	0	286	45	818
	Broomfield	2	0	3	35	0	0	42	19	64
		Total	331	2	3	196	255	0	328	64
18	Arapahoe-Aurora	31	2	1	95	3	0	322	25	256
	Arapahoe-Littleton	13	2	4	47	83	0	98	12	233
	Douglas	68	9	1	80	183	7	86	19	330
	Elbert	2	0	0	15	18	0	20	4	12
	Lincoln	6	0	0	8	0	3	4	5	23
		Total	120	13	6	245	287	10	530	65
19	Weld	229	6	2	146	76	1	129	39	364
20	Boulder	238	0	7	88	37	7	58	55	536
	Boulder-Longmont	14	4	0	37	16	4	64	9	101
		Total	252	4	7	125	53	11	122	64
21	Mesa	87	10	2	150	453	7	92	68	855
22	Dolores	2	0	0	2	0	0	0	1	3
	Montezuma	65	5	0	38	9	1	12	17	86
		Total	67	5	0	40	9	1	12	18
	State Total	3,285	305	46	2,917	3,189	228	2,409	1,229	10,063
	Percent of State Total	4%	0%	0%	4%	4%	0%	3%	2%	14%

Table 30: County Court Misdemeanor Filings by Type, FY 2007

District	Court Location	Domestic Violence	Escape	Fraud	Forgery	Gambling	Harassment	Habitual Traffic	Municipal Appeal (Court Not of Record)	Menacing
12	Alamosa	87	0	92	0	0	43	12	0	4
	Conejos	22	0	14	0	0	9	7	0	1
	Costilla	10	0	1	0	0	4	6	0	0
	Mineral	2	0	0	0	0	1	0	0	0
	Rio Grande	59	1	79	1	0	26	1	0	4
	Saguache	30	1	3	0	0	12	15	1	1
	Total	210	2	189	1	0	95	41	1	10
13	Kit Carson	23	0	7	0	0	8	0	0	1
	Logan	66	0	5	1	0	9	19	0	3
	Morgan	98	1	2	1	0	14	43	0	7
	Phillips	0	0	0	0	0	8	3	0	2
	Sedgwick	0	0	3	0	0	2	0	0	1
	Washington	18	0	1	0	0	0	1	0	0
	Yuma	11	0	4	0	0	14	2	0	1
Total	216	1	22	2	0	55	68	0	15	
14	Grand	95	0	3	0	0	14	8	0	2
	Moffat	65	0	0	0	0	4	3	0	2
	Routt	119	0	1	0	0	23	0	0	5
	Total	279	0	4	0	0	41	11	0	9
15	Baca	21	0	1	0	0	1	0	1	0
	Cheyenne	1	1	6	0	0	2	0	0	0
	Kiowa	0	0	0	0	0	0	2	0	0
	Prowers	46	0	38	0	0	18	9	0	2
	Total	68	1	45	0	0	21	11	1	2
16	Bent	25	0	0	0	0	15	0	0	0
	Crowley	4	0	0	0	0	10	2	0	1
	Otero	87	0	5	2	0	42	0	0	7
	Total	116	0	5	2	0	67	2	0	8
17	Adams	1,232	1	1	5	0	48	448	0	5
	Broomfield	156	0	1	0	0	11	2	0	5
	Total	1,388	1	2	5	0	59	450	0	10
18	Arapahoe-Aurora	57	4	4	1	0	57	183	0	4
	Arapahoe-Littleton	735	2	1	1	0	40	152	0	3
	Douglas	551	0	3	3	2	68	71	0	5
	Elbert	28	0	2	0	0	23	2	0	1
	Lincoln	23	0	0	0	0	8	7	0	1
	Total	1,394	6	10	5	2	196	415	0	14
19	Weld	1,117	77	28	3	0	63	315	0	13
20	Boulder	441	27	5	4	0	93	48	0	13
	Boulder-Longmont	280	11	1	0	0	27	45	0	4
	Total	721	38	6	4	0	120	93	0	17
21	Mesa	708	0	11	0	0	126	0	2	4
22	Dolores	8	0	0	0	0	0	1	0	1
	Montezuma	108	0	13	0	0	10	8	0	3
	Total	116	0	13	0	0	10	9	0	4
State Total		13,874	229	656	192	153	2,036	2,634	11	256
Percent of State Total		19%	0%	1%	0%	0%	3%	4%	0%	0%

Table 30: County Court Misdemeanor Filings by Type, FY 2007

District	Court Location	Other	Public Indecency	Perjury	Public Peace and Order	Prostitution	Sex Offenses	Theft
12	Alamosa	157	0	0	0	0	4	21
	Conejos	11	0	0	16	0	5	1
	Costilla	158	0	0	0	0	0	2
	Mineral	3	0	0	0	0	0	0
	Rio Grande	15	3	0	17	0	2	19
	Saguache	155	0	0	0	0	0	5
	Total	499	3	0	33	0	11	48
13	Kit Carson	23	0	0	2	0	1	2
	Logan	28	1	0	1	0	0	9
	Morgan	91	0	0	1	0	5	8
	Phillips	5	0	0	0	0	0	2
	Sedgwick	1	0	0	0	0	0	2
	Washington	7	0	0	0	0	0	0
	Yuma	12	0	0	0	0	0	3
	Total	167	1	0	4	0	6	26
14	Grand	17	0	0	21	0	3	7
	Moffat	15	0	0	3	0	2	18
	Routt	79	3	0	8	0	6	36
	Total	111	3	0	32	0	11	61
15	Baca	3	0	0	2	0	1	4
	Cheyenne	4	0	0	0	0	0	2
	Kiowa	3	0	0	0	0	0	0
	Prowers	34	0	0	18	0	1	21
	Total	44	0	0	20	0	2	27
16	Bent	12	0	0	3	0	0	8
	Crowley	10	0	0	3	0	0	6
	Otero	48	0	0	16	0	5	18
	Total	70	0	0	22	0	5	32
17	Adams	1,005	38	1	1	19	38	112
	Broomfield	136	0	0	3	3	1	137
	Total	1,141	38	1	4	22	39	249
18	Arapahoe-Aurora	381	7	0	1	4	38	93
	Arapahoe-Littleton	199	7	0	26	1	20	330
	Douglas	466	10	0	79	2	8	218
	Elbert	10	1	0	1	0	2	5
	Lincoln	92	0	0	2	0	1	16
	Total	1,148	25	0	109	7	69	662
19	Weld	312	9	0	37	0	22	198
20	Boulder	5	4	0	342	1	38	361
	Boulder-Longmont	64	0	0	63	1	21	66
	Total	69	4	0	405	2	59	427
21	Mesa	325	9	0	2	0	8	155
22	Dolores	0	0	0	2	0	0	1
	Montezuma	33	1	0	8	0	3	8
	Total	33	1	0	10	0	3	9
	State Total	7,597	183	19	1,719	61	485	3,445
	Percent of State Total	10%	0%	0%	2%	0%	1%	5%

Table 30: County Court Misdemeanor Filings by Type, FY 2007

District	Court Location	Trespass	Under Age			Criminal Attempt	Curfew Violation	Protection Order Violation	Total
			Alcohol Offense	Wildlife	Weapon				
12	Alamosa	6	96	0	2	0	0	35	675
	Conejos	2	17	21	1	0	0	9	184
	Costilla	0	6	10	1	0	0	1	264
	Mineral	1	4	4	0	0	0	1	24
	Rio Grande	5	80	8	6	0	0	32	485
	Saguache	5	21	4	1	0	0	2	301
	Total	19	224	47	11	0	0	80	1,933
13	Kit Carson	3	5	3	1	0	0	14	166
	Logan	0	35	30	6	0	0	46	397
	Morgan	1	103	20	11	0	0	78	751
	Phillips	1	22	2	0	0	0	10	82
	Sedgwick	0	6	6	0	0	0	3	29
	Washington	1	0	8	1	0	0	1	56
	Yuma	2	8	3	0	0	0	7	99
	Total	8	179	72	19	0	0	159	1,580
14	Grand	9	91	52	3	0	0	6	537
	Moffat	13	48	36	7	0	0	48	376
	Routt	27	198	45	11	0	0	13	838
	Total	49	337	133	21	0	0	67	1,751
15	Baca	1	1	1	1	0	0	2	52
	Cheyenne	3	28	0	0	0	0	5	63
	Kiowa	0	3	0	0	0	0	0	11
	Prowers	15	43	2	0	0	0	19	359
	Total	19	75	3	1	0	0	26	485
16	Bent	2	4	5	0	0	0	11	111
	Crowley	0	5	1	0	0	0	3	67
	Otero	14	90	2	1	0	0	76	551
	Total	16	99	8	1	0	0	90	729
17	Adams	103	309	15	45	0	5	250	5,577
	Broomfield	4	16	1	7	0	0	4	652
	Total	107	325	16	52	0	5	254	6,229
18	Arapahoe-Aurora	36	534	8	37	2	108	164	2,458
	Arapahoe-Littleton	15	520	0	20	0	27	89	2,680
	Douglas	38	607	83	34	0	17	294	3,342
	Elbert	3	45	1	1	0	0	18	214
	Lincoln	2	17	7	1	0	0	11	237
	Total	94	1,723	99	93	2	152	576	8,931
19	Weld	54	412	60	47	1	0	113	3,873
20	Boulder	62	1,338	44	32	0	0	43	3,927
	Boulder-Longmont	36	15	18	9	0	0	40	950
	Total	98	1,353	62	41	0	0	83	4,877
21	Mesa	60	532	95	47	1	0	82	3,891
22	Dolores	0	2	12	0	0	0	8	43
	Montezuma	16	113	38	16	0	0	98	709
	Total	16	115	50	16	0	0	106	752
	State Total	1,220	9,684	1,471	830	6	206	3,456	74,094
	Percent of State Total	2%	13%	2%	1%	0%	0%	5%	100%

Table 31: County Court Small Claims Filings by Type: FY2007

District	Court Location	Covenant	Change of Venue	Landlord Tenant	Money	Other	Total
1	Gilpin	0	2	0	12	0	14
	Jefferson	2	5	256	1,014	1	1,278
	Total	2	7	256	1,026	1	1,292
3	Huerfano	0	0	0	36	0	36
	Las Animas	0	0	5	92	0	97
	Total	0	0	5	128	0	133
4	El Paso	0	0	226	1,555	0	1,781
	Teller	0	0	0	90	0	90
	Total	0	0	226	1,645	0	1,871
5	Clear Creek	0	0	1	29	0	30
	Eagle-Basalt	0	0	0	14	0	14
	Eagle	0	0	0	222	0	222
	Lake	0	0	0	27	0	27
	Summit	1	0	1	132	1	135
	Total	1	0	2	424	1	428
6	Archuleta	0	0	0	49	0	49
	La Plata	0	0	0	165	0	165
	San Juan	0	0	1	5	0	6
	Total	0	0	1	219	0	220
7	Delta	0	0	0	153	0	153
	Gunnison	0	0	1	65	0	66
	Hinsdale	0	0	0	4	0	4
	Montrose-Nucla	0	0	0	12	0	12
	Montrose	0	2	15	179	0	196
	Ouray	0	0	1	18	0	19
	San Miguel	0	0	4	45	0	49
	Total	0	2	21	476	0	499
	8	Jackson	0	0	0	19	0
Larimer		0	0	0	679	0	679
Larimer-Loveland		0	0	0	102	0	102
Total		0	0	0	800	0	800
9	Garfield	0	1	0	185	0	186
	Pitkin	0	1	2	56	1	60
	Rio Blanco-Meeker	0	0	0	32	0	32
	Garfield-Rifle	0	0	0	122	0	122
	Rio Blanco	0	0	0	25	0	25
	Total	0	2	2	420	1	425
10	Pueblo	0	0	44	531	1	576
11	Chaffee	0	0	1	55	1	57
	Custer	0	0	0	22	0	22
	Fremont	0	0	2	140	0	142
	Park	0	0	0	34	0	34
	Total	0	0	3	251	1	255

Table 31: County Court Small Claims Filings by Type: FY2007

District	Court Location	Covenant	Change of Venue	Landlord Tenant	Money	Other	Total
12	Alamosa	0	0	0	89	1	90
	Conejos	0	0	0	35	0	35
	Costilla	0	0	0	16	0	16
	Mineral	0	0	0	8	0	8
	Rio Grande	0	0	0	46	0	46
	Saguache	0	0	0	23	0	23
	<i>Total</i>		0	0	0	217	1
13	Kit Carson	0	0	0	44	0	44
	Logan	0	0	10	52	0	62
	Morgan	0	0	3	79	0	82
	Phillips	0	0	3	24	0	27
	Sedgwick	0	0	0	19	0	19
	Washington	0	0	0	12	0	12
	Yuma	0	0	0	48	0	48
	<i>Total</i>		0	0	16	278	0
14	Grand	0	0	1	51	0	52
	Moffat	0	0	2	78	0	80
	Routt	0	0	0	94	0	94
	<i>Total</i>		0	0	3	223	0
15	Baca	0	0	0	41	0	41
	Cheyenne	0	0	0	10	0	10
	Kiowa	0	0	0	2	0	2
	Prowers	0	0	10	47	0	57
	<i>Total</i>		0	0	10	100	0
16	Bent	0	0	0	32	0	32
	Crowley	0	0	0	24	0	24
	Otero	0	0	6	100	0	106
	<i>Total</i>		0	0	6	156	0
17	Adams	0	23	116	950	0	1,089
	Broomfield	0	1	0	120	0	121
	<i>Total</i>		0	24	116	1,070	0
18	Arapahoe-Aurora	0	14	0	929	0	943
	Arapahoe-Littleton	0	3	0	658	1	662
	Douglas	0	11	0	529	0	540
	Elbert	0	0	0	51	0	51
	Lincoln	0	0	0	19	0	19
	<i>Total</i>		0	28	0	2,186	1
19	Weld	0	6	9	689	1	705
20	Boulder	0	3	0	471	0	474
	Boulder-Longmont	0	0	0	222	0	222
	<i>Total</i>		0	3	0	693	0
21	Mesa	0	0	27	438	0	465
22	Dolores	0	0	3	5	0	8
	Montezuma	1	0	0	71	0	72
	<i>Total</i>		1	0	3	76	0
<i>State Total</i>		4	72	750	12,046	8	12,880
<i>Percent of State Total</i>		0%	1%	6%	94%	0%	100%

Table 32: County Court Traffic Filings by Type, FY 2007

District	Court Location	Driving Under Suspension, Revocation or Denial	Driving Under the Influence	Driving While Ability Impaired	Municipal Appeal (Court Not of Record)	Motor Vehicle	Total
1	Gilpin	72	109	6	1	425	613
	Jefferson	6,621	2,589	131	0	9,234	18,575
	Total	6,693	2,698	137	1	9,659	19,188
3	Huerfano	152	73	7	1	346	579
	Las Animas	205	110	11	0	632	958
	Total	357	183	18	1	978	1,537
4	El Paso	6,390	3,443	62	0	11,643	21,538
	Teller	224	219	24	0	347	814
	Total	6,614	3,662	86	0	11,990	22,352
5	Clear Creek	293	152	2	0	1,099	1,546
	Eagle-Basalt	61	55	2	0	113	231
	Eagle	653	442	14	0	1,159	2,268
	Lake	161	163	6	0	236	566
	Summit	442	379	23	1	1,456	2,301
Total	1,610	1,191	47	1	4,063	6,912	
6	Archuleta	104	54	3	0	171	332
	La Plata	505	474	26	0	892	1,897
	San Juan	0	5	0	0	15	20
	Total	609	533	29	0	1,078	2,249
7	Delta	216	101	3	0	399	719
	Gunnison	170	147	28	0	309	654
	Hinsdale	0	0	0	0	2	2
	Montrose-Nucla	23	17	0	0	48	88
	Montrose	424	288	29	1	699	1,441
	Ouray	41	26	4	0	106	177
	San Miguel	86	87	4	0	137	314
	Total	960	666	68	1	1,700	3,395
8	Jackson	11	17	0	0	43	71
	Larimer	1,900	1,670	67	0	3,848	7,485
	Larimer-Loveland	635	326	7	0	819	1,787
	Total	2,546	2,013	74	0	4,710	9,343
9	Garfield	300	362	7	0	788	1,457
	Garfield-Rifle	448	278	20	0	825	1,571
	Pitkin	99	177	1	0	211	488
	Rio Blanco-Meeker	71	58	6	0	426	561
	Rio Blanco-Rangely	54	29	3	0	125	211
	Total	972	904	37	0	2,375	4,288
10	Pueblo	1,678	904	38	3	2,146	4,769
11	Chaffee	275	100	7	0	444	826
	Custer	9	13	0	0	57	79
	Fremont	477	182	11	0	676	1,346
	Park	289	122	10	0	380	801
	Total	1,050	417	28	0	1,557	3,052

Table 32: County Court Traffic Filings by Type, FY 2007

District	Court Location	Driving Under Suspension, Revocation or Denial	Driving Under the Influence	Driving While Ability Impaired	Municipal Appeal (Court Not of Record)	Motor Vehicle	Total
12	Alamosa	187	133	18	0	380	718
	Conejos	130	54	7	1	157	349
	Costilla	0	49	1	0	176	226
	Mineral	19	11	0	0	58	88
	Rio Grande	228	98	7	0	468	801
	Saguache	5	31	5	1	423	465
	Total		569	376	38	2	1,662
13	Kit Carson	184	32	1	0	402	619
	Logan	212	141	11	0	406	770
	Morgan	538	183	12	0	891	1,624
	Phillips	19	11	0	0	44	74
	Sedgwick	16	12	0	0	44	72
	Washington	83	24	0	0	171	278
	Yuma	62	38	1	0	143	244
Total		1,114	441	25	0	2,101	3,681
14	Grand	234	204	3	1	500	942
	Moffat	226	121	0	0	276	623
	Routt	255	267	11	0	528	1,061
	Total	715	592	14	1	1,304	2,626
15	Baca	51	24	3	0	149	227
	Cheyenne	19	10	0	0	65	94
	Kiowa	40	7	0	0	151	198
	Prowers	249	123	11	0	981	1,364
	Total	359	164	14	0	1,346	1,883
16	Bent	67	14	0	0	68	149
	Crowley	48	9	1	0	49	107
	Otero	391	141	8	0	314	854
	Total	506	164	9	0	431	1,110
17	Adams	6,251	3,094	85	0	9,565	18,995
	Broomfield	70	406	22	0	1,847	2,345
	Total	6,321	3,500	107	0	11,412	21,340
18	Arapahoe-Aurora	3,885	1,311	15	0	6,377	11,588
	Arapahoe-Littleton	2,198	1,203	25	0	3,520	6,946
	Douglas	2,114	1,172	38	0	5,032	8,356
	Elbert	103	80	3	0	295	481
	Lincoln	104	25	2	0	386	517
	Total	8,404	3,791	83	0	15,610	27,888
19	Weld	3,978	1,767	147	0	5,112	11,004
20	Boulder	1,697	1,459	175	0	3,769	7,100
	Boulder-Longmont	648	308	18	0	1,032	2,006
	Total	2,345	1,767	193	0	4,801	9,106
21	Mesa	1,998	833	45	0	2,698	5,574
22	Dolores	26	10	0	0	48	84
	Montezuma	250	194	2	0	824	1,270
	Total	276	204	2	0	872	1,354
State Total		49,674	26,770	1,239	10	87,605	165,298
Percent of State Total		30%	16%	1%	0%	53%	100%



An Oath ...

I do solemnly, sincerely, and truly declare and affirm that I will support the Constitution of the United States, and of the State of Colorado, and will faithfully perform the duties of the Office of the Colorado Judgeship upon which I am about to enter.

Section V:
Water Court

WATER COURT JUDGES

Division One	Greeley	Roger A. Klein
Division Two	Pueblo	C. Dennis Maes
Division Three	Alamosa	O. John Kuenhold
Division Four	Montrose	J. Steven Patrick
Division Five	Glenwood Springs	Daniel B. Petre (1)
Division Six	Steamboat Springs	Michael A. O'Hara, III
Division Seven	Durango	Gregory G. Lyman

(1) Replaced Hon. T. Peter Craven

Water Court

The Water Right Determination and Administration Act of 1969 created seven water divisions based upon the drainage patterns of major rivers in Colorado: the South Platte, Arkansas, Rio Grande, Gunnison, Colorado, White and San Juan rivers. Each water division is staffed by a division engineer appointed by the state engineer; a water judge appointed by the Colorado Supreme Court; a water referee appointed by the water judge; and a water clerk assigned by the district court.

Water judges are district judges who have jurisdiction in the determination of water rights, the use and administration of water, and all other water matters within the jurisdiction of the water division. There are no jury trials in water courts, and all appeals are filed directly with the Colorado Supreme Court.

All water courts operate under a standard case definition approved by the Colorado Supreme Court in 1981. This made possible the establishment of water court filing standards, which have been reported annually by water divisions since July 1, 1981.

Specific information regarding each of the seven water divisions is available at <http://www.courts.state.co.us/supct/supctwaterctindex.htm>.

Table 33: Water Court Filings, Claims, and Percent Change: FY 2006, FY 2007

Division	FY06	FY07	Percent Change
One - Weld County, Greeley			
Filings	348	287	-18%
Claims	1,561	2,633	69%
Two - Pueblo County, Pueblo			
Filings	116	142	22%
Claims	693	735	6%
Three - Alamosa County, Alamosa			
Filings	20	64	220%
Claims	79	199	152%
Four - Montrose County, Montrose			
Filings	305	221	-28%
Claims	1,015	566	-44%
Five - Garfield County, Glenwood Springs			
Filings	313	281	-10%
Claims	1,499	992	-34%
Six - Routt County, Steamboat Springs			
Filings	84	93	11%
Claims	259	271	5%
Seven - La Plata County, Durango			
Filings	117	132	13%
Claims	252	321	27%
State Total			
Filings	1,303	1,220	-6%
Claims	5,358	5,717	7%



An Oath ...

I do solemnly, sincerely, and truly declare and affirm that I will support the Constitution of the United States, and of the State of Colorado, and will faithfully perform the duties of the Office of the Colorado Judgeship upon which I am about to enter.

Section VI:
Office of Dispute Resolution

The Office of Dispute Resolution

The Office of Dispute Resolution (ODR) was created by the Colorado Dispute Resolution Act in 1983. The ODR's mission is to establish or make available dispute resolution programs and related services throughout the state, as designated by the Chief Justice of Colorado's Supreme Court. The courts were encouraged to expand use of the Dispute Resolution Act by HJR 97-1020.

ODR assists the courts in designing, implementing, and administering dispute resolution programs, including multi-door courthouse programs which provide case screening to assist in matching cases to an appropriate dispute resolution process. ODR also provides dispute resolution services, including mediation and other services; helps establish Colorado's dispute resolution policies; provides information to the public regarding dispute resolution and Colorado's dispute resolution programs; collaborates with other individuals and organizations, including governmental units, such as bar associations, community mediation centers, schools, private and public dispute resolution programs, and others to increase access to dispute resolution services; consults with state and local governments regarding the design, implementation, and administration of dispute resolution programs; and provides dispute resolution education and training.

ODR first began mediating cases in FY 1985, with 54 domestic relations cases. In FY 2007, an estimated 6,326 domestic relations, civil, criminal, juvenile, dependency and neglect, truancy, county court, and probate cases were filed with ODR from 19 of the state's 22 judicial districts. Of these, 4,910 were mediated or provided other ADR services; the remaining cases were withdrawn by the parties for a variety of reasons, including settlement prior to mediation. Mediation services constituted approximately 96 percent of ODR's services in FY2007.

Other dispute resolution services provided included parenting coordination, parenting facilitation, family group conferences, settlement conferences, senior judge ADR Settlement Conferences, senior judge ADR screening conferences, and arbitration.

From the early 1990s through FY05, ODR was cash-funded by the fees paid for ADR services. Beginning in FY06, ODR instead receives a General Fund appropriation for program/administrative costs, and the parties pay the mediators directly for their services. ODR continues to provide free mediation services for indigent parties and subsidized mediation services for low-income parties in cases involving parenting issues, and has expanded its free ADR services for other indigent parties and for dependency and neglect cases, based on its General Fund appropriation and its continuing receipt of the federal Access and Visitation Program grant funds. Beginning in FY06, ODR also began offering mini-grants for community conflict resolution and restorative justice services. General information regarding the Office of Dispute Resolution is available at www.ColoradoODR.org.

Table 33: ADR Services Provided by Case Type and Disposition Percentage for FY2007

Case Type	Cases partially or completely resolved	Cases not resolved ¹	Cases served left with proposal ²	Cases inappropriate for ADR	Cases ongoing	Total # of cases ADR provided	ADR not provided ³	Total cases filed with ODR ⁴
Domestic Percentage	2,206 64%	752 22%	327 9%	69 2%	91 3%	3,445	995	4,440
District Civil Percentage	123 45%	106 39%	33 12%	5 2%	8 3%	275	253	528
Juvenile Percentage	143 66%	50 23%	16 7%	5 2%	2 1%	216	64	280
Criminal Percentage	186 78%	34 14%	9 4%	0 0%	10 4%	239	28	267
County Civil Percentage	150 54%	94 34%	29 10%	1 0%	4 1%	278	37	315
Dependency & Neglect Percentage	246 70%	25 7%	61 17%	0 0%	19 5%	351	21	372
Probate Percentage	5 63%	3 38%	0 0%	0 0%	0 0%	8	5	13
Small Claims Percentage	4 67%	2 33%	0 0%	0 0%	0 0%	6	0	6
Truancy Percentage	18 82%	1 5%	2 9%	0 0%	1 5%	22	2	24
Child Support Enforcement Percentage	6 60%	3 30%	1 10%	0 0%	0 0%	10	2	12
Restraining Orders Percentage	31 62%	12 24%	7 14%	0 0%	0 0%	50	8	58
Other Percentage	4 40%	5 50%	0 0%	1 10%	0 0%	10	1	11
Total Cases Provided Percentage	3,122 64%	1,087 22%	485 10%	81 2%	135 3%	4,910	1,416	6,326

¹ No agreement was reached or award entered at time of service. The parties may or may not have settled subsequent to ADR service; this information is not available.

² A proposed agreement was reached at time of service, but not signed. Parties left with proposal. Information is not available as to whether this agreement was finalized.

³ ADR was not provided for a variety of reasons, including settlement prior to mediation, refusal by one party, decision to use another provider, and other.

⁴ Total number of cases filed indicates the number of party contacts to initiate ADR services (mediation, arbitration, parenting plan facilitation, etc.)

Table 34: ADR Services Provided by District and Case Type for FY2007*

Judicial District	District		County		Dependency & Neglect		Probate		Small		Total Cases	
	Domestic	Civil	Juvenile	Criminal	Civil	Civil	Probate	Other	Claims	Truancy	Served	Served
1	166	22	5	0	0	0	0	0	0	0	0	193
2	257	50	121	0	1	107	2	0	0	9	22	569
3	11	0	0	0	0	0	0	0	0	0	0	11
4	1,045	64	1	239	172	233	1	0	0	51	0	1,806
5	27	4	0	0	1	0	0	0	0	0	0	32
6	5	0	0	0	0	0	0	0	0	0	0	5
7	8	0	1	0	13	0	0	0	0	0	0	22
8	344	4	18	0	0	3	0	0	0	0	0	369
9	19	0	0	0	1	0	0	0	0	0	0	20
10	317	3	15	0	19	1	1	0	0	0	0	356
11	138	5	3	0	7	0	0	3	0	0	0	156
12	0	0	0	0	0	0	0	0	0	0	0	0
13	94	1	5	0	0	3	0	0	0	0	0	103
14	17	4	0	0	0	0	0	0	0	0	0	21
15	0	0	0	0	0	0	0	0	0	0	0	0
16	8	0	0	0	0	0	0	0	0	0	0	8
17	35	5	5	0	0	0	0	0	0	1	0	46
18	559	78	22	0	54	0	4	2	4	0	0	723
19	98	3	12	0	0	4	0	0	0	0	0	117
20	49	31	3	0	8	0	0	0	0	0	0	91
21	248	1	5	0	2	0	0	1	5	0	0	262
22	0	0	0	0	0	0	0	0	0	0	0	0
State Total	3,445	275	216	239	278	351	8	6	70	22	22	4,910

*Mediation services constituted approximately 96% of ODR's services in FY2007. For detail concerning mediation services see Table 35 of this report. Other dispute resolution services provided include parenting plan facilitation, family group conferences, settlement conferences, senior judge ADR settlement conferences, and arbitration.

Table 35: Mediation Services Provided by District and Case Type for FY2007

Judicial District	District		County			Small			Total Cases		
	Domestic	Civil	Juvenile	Criminal	Civil	Dependency & Neglect	Probate	Claims	Other	Truancy	Mediated
1	166	22	5	0	0	0	0	0	0	0	193
2	192	50	77	0	1	25	2	0	9	16	372
3	11	0	0	0	0	0	0	0	0	0	11
4	1,038	60	1	239	172	233	1	0	51	0	1,795
5	27	4	0	0	1	0	0	0	0	0	32
6	5	0	0	0	0	0	0	0	0	0	5
7	8	0	1	0	13	0	0	0	0	0	22
8	342	4	18	0	0	3	0	0	0	0	367
9	19	0	0	0	1	0	0	0	0	0	20
10	317	3	15	0	19	1	1	0	0	0	356
11	138	5	3	0	7	0	0	3	0	0	156
12	0	0	0	0	0	0	0	0	0	0	0
13	94	1	5	0	0	2	0	0	0	0	102
14	17	4	0	0	0	0	0	0	0	0	21
15	0	0	0	0	0	0	0	0	0	0	0
16	8	0	0	0	0	0	0	0	0	0	8
17	35	5	5	0	0	0	0	0	1	0	46
18	557	78	22	0	54	0	4	2	4	0	721
19	98	3	11	0	0	1	0	0	0	0	113
20	48	31	3	0	8	0	0	0	0	0	90
21	248	1	5	0	2	0	0	1	5	0	262
22	0	0	0	0	0	0	0	0	0	0	0
State Total	3,368	271	171	239	278	265	8	6	70	16	4,692



An Oath ...

I do solemnly, sincerely, and truly declare and affirm that I will support the Constitution of the United States, and of the State of Colorado, and will faithfully perform the duties of the Office of the Colorado Judgeship upon which I am about to enter.

Section VII: Financial Information

FINANCIAL INFORMATION

In Fiscal Year 2007, the Judicial Branch had a budget of \$259.6 million (\$186.9 million in general funds and \$72.7 million in cash and federal funds) and 3123.0 full-time equivalent staff. This reflects a net increase of \$14.7 million over the original FY 2006 appropriation. This increase was primarily due to the increases in judges and staff in response to caseload growth. This included 26 probation staff, additional trial court magistrates and case processing staff (45 FTE), funding for year four of the judgeships approved in HB01-1075 (6 judges and 24 staff), and the approval of additional judgeships for the County Courts and the Colorado Court of Appeals (6 judges and 19.5 staff).

In FY2007, personnel costs of \$163.3 million comprised the largest portion of the \$273.4 million budget. Benefits accounted for \$17.4 million, operating costs \$10.2 million, victims' compensation and assistance programs \$21.7 million dollars and \$16.0 million was appropriated to mandated/interpreter costs for court appointed counsel, jury, interpreter and court costs. The remaining \$31.0 million was appropriated in various areas including federal funds and grants, the collections program, training, courthouse furnishings, leased space and other miscellaneous items.

	FY2007 Total Funds (millions)
Personal Services (non Judge)	\$134.8
Personal Services (Judge)	\$28.5
Benefits	\$17.4
Operating	\$10.2
Mandated Costs/Interpreter Costs	\$16.0
Victims Comp/Assistance	\$21.7
Other	\$31.0
Total	\$259.6

The Judicial Branch's FY2007 appropriation represented 1.6% of the State of Colorado's total appropriated budget.

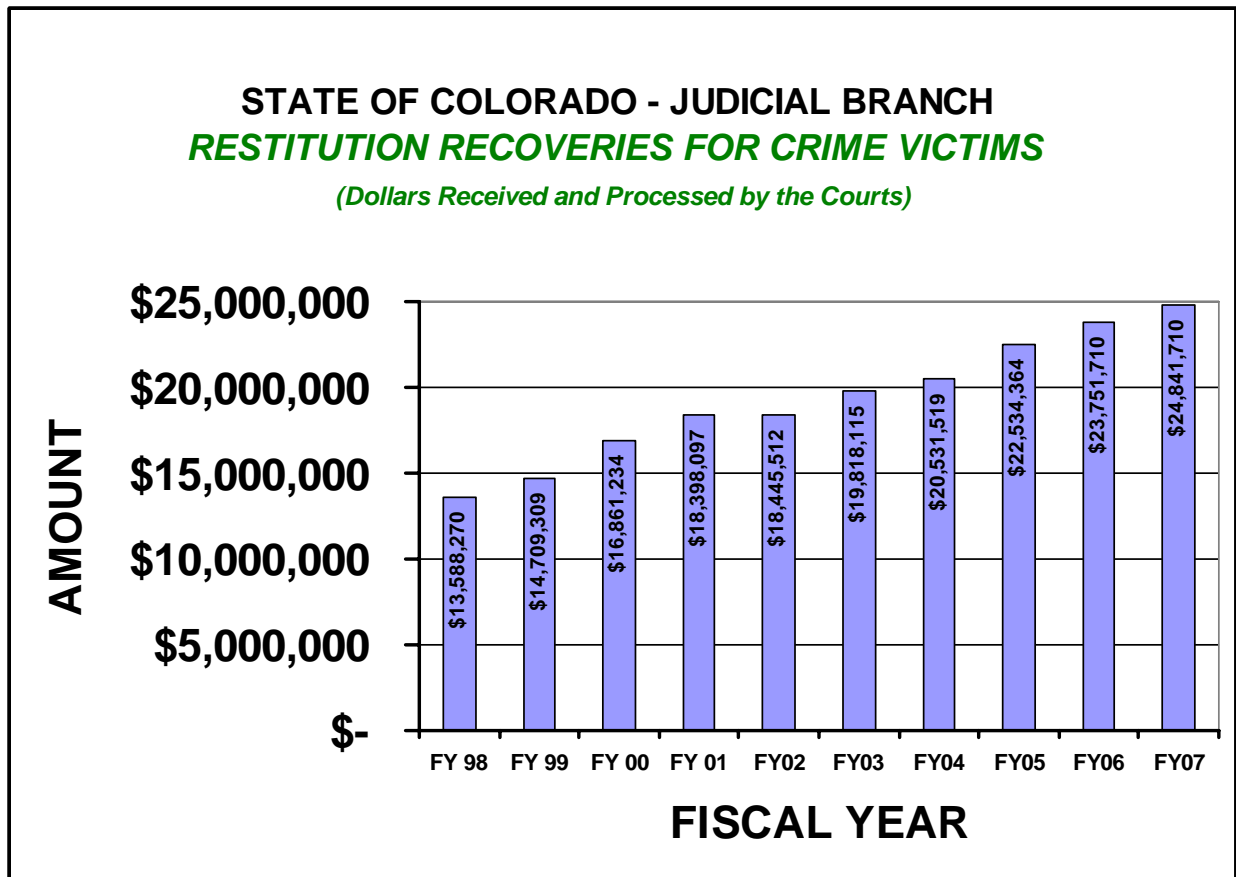
**COLORADO JUDICIAL BRANCH
Fiscal Year 2006-07 Collections**

CATEGORY	AMOUNT
GENERAL FUND	
1% Asset Forfeiture	\$ 10,804
Copy Work, Certifications, etc.	\$ 842,444
Court Registry Interest, NSF Fees, and Other Miscellaneous Fees	\$ 315,909
Miscellaneous Civil/Probate Docket Fees and Related	\$ 16,975,121
Miscellaneous Criminal Docket Fees and Related	\$ 7,714,305
Public Defender Fees	\$ 112,082
Supreme Court Docket Fee Tax (Non-Appeal Filings)	\$ 426
Unclaimed Funds	\$ 211,126
Victims Assistance (General Fund Portion)	\$ 2,327,359
Water Case Filing & Mailing Fees	\$ 195,651
Subtotal	\$ 28,705,226
Percentage of Total	18.8%
HIGHWAY USER'S TRUST FUND	
D.U.I. Fines	\$ 1,454,020
Traffic Fines & Forfeits	\$ 8,394,936
Subtotal	\$ 9,848,956
Percentage of Total	6.4%
VICTIM FUNDS	
Restitution (Reimbursements to Victims of Crime for Losses Incurred)	\$ 24,841,710
Victims Assistance Surcharges (for Local and State Victims Assistance Grant Programs)	\$ 14,458,001
Victims Compensation Costs (for Local Victims Compensation Programs)	\$ 9,902,026
Subtotal	\$ 49,201,737
Percentage of Total	32.2%
OTHER SPECIAL PURPOSES AND FUNDS	
Adolescent Substance Abuse Surcharges (for Div. of Alcohol & Drug Abuse)	\$ 41,341
Alcohol Evaluation/Supervision Fees	\$ 4,958,313
Animal Cruelty Surcharges (for Dept. of Agriculture)	\$ 2,820
Attorney Fee Reimbursements	\$ 123,640
Child Abuse Investigation Surcharge (for Div. of Criminal Justice)	\$ 2,714
Colorado Children's Trust Fund (for Dept. of Public Health and Environment)	\$ 327,804
Continuing Legal Education Fund	\$ 360,635
Data Access and E-file Fees	\$ 2,513,891
Displaced Homemaker Fee (for Dept. of Labor and Employment)	\$ 103,972
Drug Offender Surcharge Cash Fund (for Various Criminal Justice Agencies)	\$ 4,631,946
Drug Offender Surcharge Cost Recov. Portion	\$ 225,595
Family Friendly Courts Surcharge	\$ 346,570
Family Stabilization Fees (for Dept. of Human Services)	\$ 2,574,722
Felony, Misdemeanor Fines (Judicial Fines Collection Cash Fund)	\$ 1,809,980
Highway Constr. Workers Safety Fund (for Dept. of Transportation)	\$ 7,573
Judicial Performance Fund	\$ 835,202
Judicial Stabilization Fund	\$ 11,425,737
Law Enforcement Assistant Fees (for Dept. of Health and Environment, Transportation Safety, Human Services)	\$ 2,224,127
Law Examiner Board Fund	\$ 1,046,859
Municipalities & Counties Share of Fees & Fines Collected	\$ 8,500,904
Offender ID Fund (for Dept. of Public Safety and Judicial Dept.)	\$ 73,893
Office of Dispute Resolution Fund	\$ 6,965
Outstanding Judgment & Warrant Fees (Judicial Dept. portion)	\$ 1,326,355
Persistent Drunk Driver Surcharge (for Dept. of Transportation, Revenue, Human Services)	\$ 908,315
Probation Supervision Fees (for Judicial Offender Services Fund)	\$ 9,297,545
Sex Offender Surcharge Fund (for Various Criminal Justice Agencies)	\$ 448,218
Supreme Court Committee Fund (Attorney Regulation)	\$ 6,466,323
Supreme Court Law Library Fund	\$ 475,954
Tax- Vital Statistics (for Dept. of Public Health and Environment)	\$ 85,766
Time Payment/Late Fees (Judicial Collection Enhancement Fund)	\$ 2,750,415
Traumatic Brain Injury Surcharges (for Dept. of Human Services)	\$ 744,991
Useful Public Service Fees Collected (Judicial Operated Programs)	\$ 364,717
Wildlife Fund (for Dept. of Natural Resources)	\$ 125,295
Youthful Offender Surcharge	\$ 24
Subtotal	\$ 65,139,122
Percentage of Total	42.6%
TOTAL ALL CATEGORIES	\$ 152,895,041

JUDICIAL BRANCH COLLECTIONS

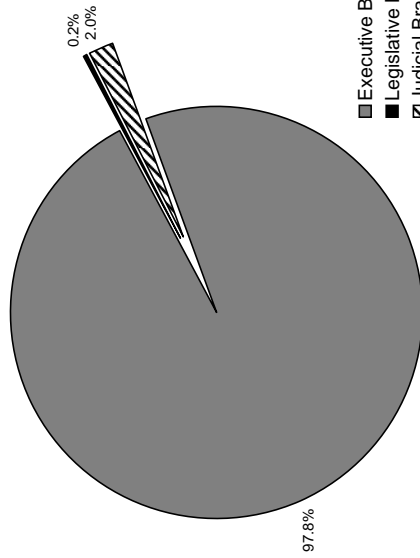
In Fiscal Year 2007, the state courts throughout Colorado collected \$24.8 million in restitution for victims of crime along with \$128 million in other statutory fines, fees, and costs. Collection efforts are concentrated in Collections Investigator offices in the local courts and probation departments. Under this statewide program, the Judicial Branch has implemented a variety of proactive strategies and procedures to maximize the collection of restitution, fines and fees. Examples include: investigating offender assets and earnings; issuing wage attachments; locating offenders who are attempting to avoid their financial obligations to the court; intercepting state income tax refunds, lottery winnings, and property previously unclaimed; bank account garnishments; suspensions of drivers licenses; and referrals of accounts to private collection agencies. In addition to the efforts of Collections Investigators, other personnel also play a key role in collections including judges, clerks, probation officers, court administrators, district attorneys and other criminal justice agencies.

Helping make victims of crime whole through the recovery of restitution continues to be a major emphasis. The chart below shows the restitution recoveries over the last ten years.



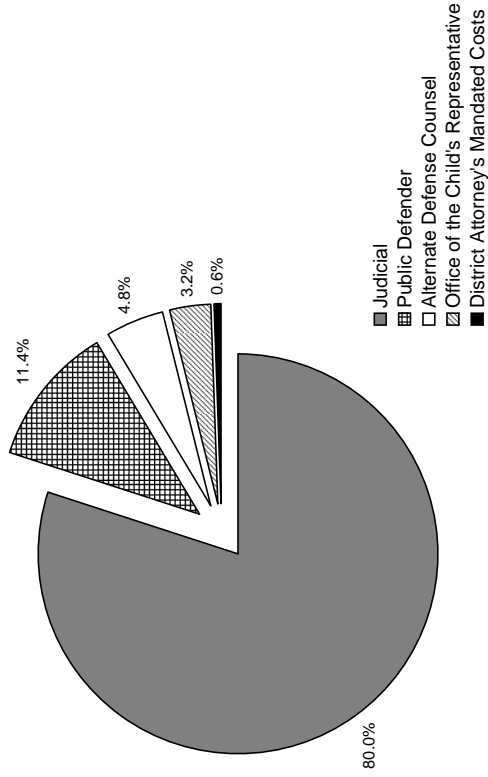
FY 2007 Final Appropriations

FY2007 Statewide Total Appropriations



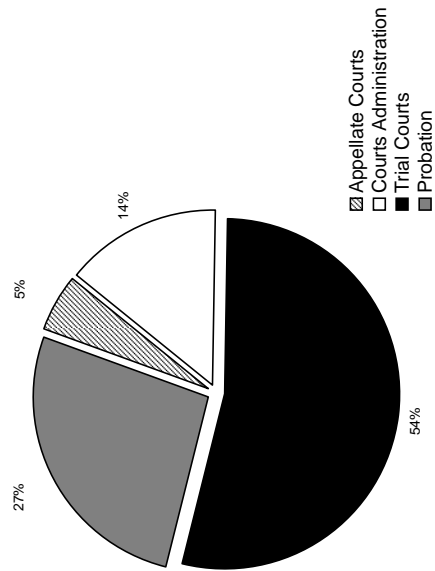
- Executive Branch
- Legislative Branch
- Judicial Branch

FY 2007 Judicial Appropriation By Agency



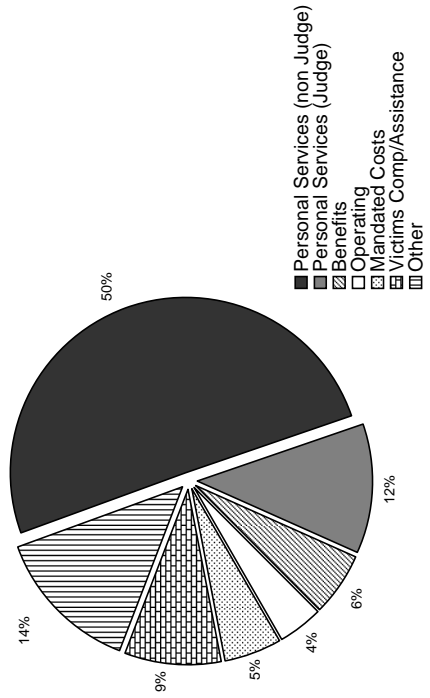
- Judicial
- Public Defender
- Alternate Defense Counsel
- Office of the Child's Representative
- District Attorney's Mandated Costs

FY2007 Judicial Appropriation by Major Program



- Appellate Courts
- Courts Administration
- Trial Courts
- Probation

FY 2007 Judicial Appropriation By Major Cost Category



- Personal Services (non Judge)
- Personal Services (Judge)
- Benefits
- Operating
- Mandated Costs
- Victims Comp/Assistance
- Other



An Oath ...

I do solemnly, sincerely, and truly declare and affirm that I will support the Constitution of the United States, and of the State of Colorado, and will faithfully perform the duties of the Office of Probation Officer upon which I am about to enter.

**Section VIII:
Colorado Probation**

CHIEF PROBATION OFFICERS

**FIRST
JUDICIAL DISTRICT**

Mike Riede

**SECOND ADULT
JUDICIAL DISTRICT**

Bob Mowatt
Fran Jamison, Deputy

**SECOND JUDICIAL DISTRICT
JUVENILE**

Shawn Cohn

**THIRD
JUDICIAL DISTRICT**

Bernie Fay

**FOURTH
JUDICIAL DISTRICT**

Jack Ruszczuk

**FIFTH
JUDICIAL DISTRICT**

Laurel Lamont

**SIXTH
JUDICIAL DISTRICT**

Steven W. Brittain, Former
Vic Blasi, Acting

**SEVENTH
JUDICIAL DISTRICT**

Carrol Warner

**EIGHTH
JUDICIAL DISTRICT**

Paul Cooper

**NINTH
JUDICIAL DISTRICT**

Shawnee Barnes

**TENTH
JUDICIAL DISTRICT**

David Simental

**ELEVENTH
JUDICIAL DISTRICT**

Lisa Lane

**TWELFTH
JUDICIAL DISTRICT**

Richard Pacheco, Former
Bill Gurule

**THIRTEENTH
JUDICIAL DISTRICT**

Steven Proctor

**FOURTEENTH
JUDICIAL DISTRICT**

Dennis Martinez

**FIFTEENTH
JUDICIAL DISTRICT**

Amy Hobbs, Former
Byron Hall, Acting

**SIXTEENTH
JUDICIAL DISTRICT**

Tobin Wright

**SEVENTEENTH
JUDICIAL DISTRICT**

Mike Garcia

**EIGHTEENTH
JUDICIAL DISTRICT**

Robin Leaf
Margaret Milner, Deputy

**NINETEENTH
JUDICIAL DISTRICT**

Kevin Nelan
Mary Nagler, Deputy

**TWENTIETH
JUDICIAL DISTRICT**

Greg Brown

**TWENTY-FIRST
JUDICIAL DISTRICT**

Susan Gilbert

**TWENTY-SECOND JUCIDIAL
DISTRICT**

Steven W. Brittain, Former
Vic Blasi, Acting

Updated 9/07

COLORADO PROBATION

*Colorado Probation is Committed to Public Safety, Victim and Community
Reparation through Offender Accountability, Skill and Competency Development
and Services to the Communities of Colorado.*

The Statement of Common Ground was developed to clearly identify the critical functions of justice that unify all probation departments in carrying out their mission. Probation's commitment to these practices requires the implementation of innovative approaches to offender assessment, supervision, victim involvement and services to the community. As new research becomes available and as best practices evolve it is necessary to adapt Probation's practices to better serve the public and increase public safety for the residents of Colorado.

This year's statistical report reflects our commitment to improve results, protect the public, reduce the overall cost of the correctional system and increase services to victims of crime.

Probation Programs

The Colorado Judicial Department administers adult and juvenile probation in the state's 22 judicial districts. This includes 23 probation departments with over 50 separate probation offices throughout the state. The Division of Probation Services develops and publishes guidelines and standards for regular probation supervision and all specialized probation programs. Within the limits of statute and these state standards, each district is free to develop and structure programs that address the needs of the local court and the community. In all districts, offenders are assessed on risk and need factors. Based on this assessment, those placed on regular probation are put on minimum, medium or maximum supervision.

The number of adult offenders sentenced to state probation in FY 2007 was 23,401 and on June 30, 2007 there were 36,847 adult offenders on supervision. In FY 2007, 56 percent of adults completed regular state probation successfully. An additional 2,187 adult offenders were sentenced to a specialized program and 6,421 were sentenced to private probation supervision.

In Fiscal Year 2007, 6,030 juvenile offenders were sentenced to probation and on June 30, 2007 there were 7,162 juvenile offenders on supervision. In FY 2007, 72 percent of juveniles completed regular state probation successfully. An additional 480 juvenile offenders were sentenced to Juvenile Intensive Supervision Probation (JISP). A total of 32,009 offenders were sentenced to adult probation and a total of 6,510 youth were sentenced to juvenile probation.

High Risk Offender Programs

Specialized programs are created in statute or otherwise established through a specific appropriation and provide the court with community sentencing options for high-risk offenders. These programs are offered only through state probation. Three main goals drive specialized probation programs. They are to assess criminal risk and provide enhanced levels of supervision; target offenders' service needs that relate to ongoing criminal activity; and identify and make referrals for appropriate treatment and services to reduce criminal behavior. Offenders must meet certain criteria, based on assessed risk and need, before being screened for placement in a specialized probation program. These programs offer specialized assessments, offense specific treatment, electronic monitoring, cognitive skills training, educational assessments, and literacy and employment programs. These high risk offender programs include adult intensive supervision; juvenile intensive supervision; the female offender program; and sex offender intensive supervision for adults.

Adult Intensive Supervision Probation

The Adult Intensive Supervision Probation (AISP) Program was implemented statewide in FY 1982, as a community sentencing alternative to incarceration for selected high risk adult offenders. In FY 1997, as a result of its proven effectiveness, the General Assembly approved expansion of the program's capacity from 750 to 1,500 offenders annually. The program is designed to deliver intensive case management that includes daily contact with the offender, increased levels of drug testing, curfews, electronic monitoring, home visits and required employment or educational/vocational efforts and attendance in treatment, as deemed necessary. There are 59.75 FTE AISP officers and the number of offenders assigned to an AISP officer is capped at 25. In FY 2007, 754 (56%) offenders successfully completed the program and were diverted from the Department of Corrections.

Juvenile Intensive Supervision Probation

The Juvenile Intensive Supervision Probation (JISP) Program was implemented in FY 1991 as a community sentencing option for selected high risk juvenile offenders. As a result of its proven effectiveness the General Assembly approved expansion of the program sufficient to allow its existence in all 22 judicial districts. The program is designed to deliver intensive case management to include monitoring of school progress, referral for remedial educational assistance, home visits, electronic monitoring, drug testing, skill building and treatment services, as required. There are 26.75 FTE JISP officers and the number of juveniles assigned to a JISP officer is capped at 18. In FY 2007, 246 (48%) juveniles successfully completed the program who might otherwise have served sentences in the Division of Youth Corrections.

Female Offender Program

The Female Offender Program (FOP) was initially a grant funded pilot project developed in FY 1991, to intervene in the lives of high risk, substance abusing female offenders. In FY 1995 the General Assembly, based on the results of the pilot program, provided state funding. The program is designed to deliver intensive gender based case management to include frequent contact, skill building, regular employment or vocational/educational efforts, drug testing, home visits, electronic monitoring and participation in treatment, as required. The program was terminated in FY 2004 as a result of required budget reductions. Prior to the programs termination there was a 0% recidivism rate, for two years following termination from probation, for those offenders that successfully completed the program in FY 2001 and FY 2002. The FOP was re-funded to its previous level in FY 2005 and increased by additional 3.5 FTE. There are 9.5 FTE FOP officers located in the 10 judicial districts that collectively account for 80% of women sentenced to DOC. The number of women assigned to a FOP officer is capped at 30. In FY 2007, 114 (63%) women successfully completed the program and were diverted from the Department of Corrections.

Sex Offender Intensive Supervision Probation

The Sex Offender Intensive Supervision Probation (SOISP) Program is designed to provide the highest level of supervision to adult sex offenders who are placed on probation. Although initially created in statute in FY 1998 primarily for lifetime supervision cases, based on the risk posed by those offenders, the legislature made a significant change to the statute in FY 2001. All

felony sex offenders convicted on or after July 1, 2001, are statutorily mandated to be supervised by the SOISP program. The initial staffing appropriated (46 FTE) in FY 1999 and FY 2000 was judged to be sufficient to meet the supervision requirements for the period necessary to achieve full program implementation. The program design includes a capped caseload of 25 offenders per SOISP officer.

Adult sex offending behavior is considered to be a life-long problem in which the goal is not "curing" the offender, but rather management or control of the assaultive behavior. The State of Colorado has adopted a model of containment in the supervision and management of sex offenders. Depending on the offender, elements of containment may include severely restricted activities, daily contact with a probation officer, curfew checks, home visitation, employment visitation and monitoring, drug and alcohol screening, and/or sex offense specific treatment to include the use of polygraph testing. SOISP consists of three phases, each with specific criteria that must be met prior to a reduction in the level of supervision. In FY 2007 the program successfully terminated 70 (33%) offenders from the SOISP program.

Other Probation Programs

Private Probation

Chief Justice Directive 04-03 (originally CJD 96-05), defines the priority use of probation resources and defines the circumstances under which districts may contract with private probation. Part III of the directive states that districts may enter into agreements with public or private entities for the provision of probation services, including investigation services and the supervision of lower risk adult probationers. Colorado Probation has utilized private probation contract services since FY 1996, due in part to the inadequacy of staff resources to supervise all offenders sentenced to probation at the level required by Standard. On June 30, 2007 there were 17,761 offenders being managed under private probation service contracts. Of these, 8,117 were on supervision for a DUI while 9,644 were on supervision for some other criminal offense. By utilizing private probation for these lower risk offenders, State probation departments can concentrate their resources on the higher risk offenders.

Drug Courts

Drug Courts are a collaborative effort involving the court, probation, district attorney, defense counsel and treatment agencies to respond to non-violent, serious drug abusing offenders. These offenders are assessed to determine the severity of their substance abuse, matched to the appropriate level of treatment, tested frequently for abstinence, monitored closely by a case manager and have frequent reviews in front of a Judge or Magistrate where sanctions or incentives can be immediately delivered. This approach to offenders with serious substance abuse problems has been shown in national studies to be highly effective. Programming has been conducted and data for these cases will be available in future years.

DUI/DWAI Offenders

In FY 2007 the Alcohol and Drug Driving Safety (ADDS) Program was fully integrated with each probation department. This provides an enhanced ability to deliver supervision for the higher risk portion of the Drinking/Driving offending population. The ADDS program conducts alcohol/drug evaluations and makes treatment recommendations for offenders convicted of driving under the influence of, or impaired by, drugs or alcohol. In FY 2007 the program completed 26,201

DUI/DWAI Evaluations and monitored compliance with treatment and other court orders for Colorado's county courts, excluding Denver County. Although those DUI/DWAI offenders sentenced to probation supervision are included in this report, DUI/DWAI offenders receiving monitoring services are currently not included.

Victim Services

In FY 1993 Colorado's General Assembly enacted victims' rights legislation for victims of personal crime. In 1996, the Victims' Rights Act was amended to require Colorado Probation departments to provide victim services. Each of the state's 23 probation departments are providing services to victims when the offender is placed on probation. In addition to provision of referrals and general assistance, in FY 2007 Probation Victim Assistance Coordinators sent 14,949 letters to victims of crime informing them of their right to receive notification; of these victims 17 percent (2,512) requested receipt of the statutorily required notification. There were a total of 13,064 critical probation notification events (defined in Table 93) in which victims were notified.



An Oath ...

I do solemnly, sincerely, and truly declare and affirm that I will support the Constitution of the United States, and of the State of Colorado, and will faithfully perform the duties of the Office of Probation Officer upon which I am about to enter.

**Colorado Probation:
Regular Adult Probation**

TABLE 34

**Summary of State Regular Probation Supervision and Investigation Caseloads
Adult and Juvenile
FY 2002 to FY 2007**

STATE ADULT REGULAR	FY2002	FY2003	FY2004
¹ New State Clients	22,665	23,468	22,972
² State Closures	17,565	20,747	20,912
On Supervision June 30	30,155	30,525	30,898
Total Investigations	15,257	15,725	15,294

FY2005	FY2006	FY2007
20,043	22,531	23,401
18,306	18,559	18,878
30,973	34,534	36,847
15,572	16,606	15,440

STATE JUVENILE REGULAR	FY2002	FY2003	FY2004
New State Clients	7,600	7,764	6,823
State Closures	6,321	6,897	6,310
On Supervision June 30	8,558	8,339	7,869
Total Investigations	4,917	4,385	3,453

FY2005	FY2006	FY2007
5,983	6,215	6,030
6,255	6,160	5,344
7,224	7,187	7,162
3,104	2,883	2,640

STATE ADULT & JUVENILE REGULAR COMBINED	FY2002	FY2003	FY2004
¹ New State Clients	30,265	31,232	29,795
² State Closures	23,886	27,644	27,222
On Supervision June 30	38,713	38,864	38,767
Total Investigations	20,174	20,110	18,747

FY2005	FY2006	FY2007
26,026	28,746	29,431
24,561	24,719	24,222
38,197	41,721	44,009
18,676	19,489	18,080

¹**New State Clients: The "New State Clients" data were counted differently over fiscal years.** Due to programming limitations, in FY2002, FY2003 and FY2004, the number of new state clients includes clients who transferred from state probation to private. However, the number of new clients sentenced directly to private probation could be counted separately and are not included in this total. For these years, the number of new direct sentences to private probation can be found on Table 35 in "New Direct Sentences to Private Only." In FY 2005, FY2006 and FY2007 new programming was developed to distinguish state and private clients. In these years the "New State Clients" includes only state probationers. See Table 35 for the total number of new private clients in "New Private Non-DUI/DWAI Probation Clients."

²**State Closures: The State Closures data were counted differently over fiscal years.** Due to programming limitations, in FY2002, FY2003 and FY2004, the number of state closures included clients who transferred from state probation to private. However, the number of closures for those clients sentenced directly to private could be counted separately. For these years the number of closures for direct sentences to private probation can be found on Table 35 in "Private Closures Direct." In FY 2005, FY2006 and FY2007 new programming was developed to distinguish state and private clients. In these years the "State Closures" includes only state probationers. See Table 35 for the total number of new private clients in the "New Private Non-DUI/DWAI Probation Clients."

In addition to state regular clients and private clients, individuals are also under probation supervision in specialized probation programs including Adult Intensive Supervision Probation (AISP), Sex Offender Intensive Supervision Probation (SOISP), Female Offender Program (FOP) and Juvenile Intensive Supervision Probation (JISP). See individual sections.

TABLE 35

**Summary of Private Non-DUI/DWAI Probation Caseloads
FY 2002 to FY 2007**

	FY2002	FY2003	FY2004	FY2005	FY2006	FY2007
¹ New Direct Sentences to Private Only	2,705	2,698	2,748			
¹ New Private Non-DUI/DWAI Probation Clients (transfer and direct)				8,004	6,620	6,421
² Private Closures Direct	2,568	1,828	1,834			
² Private Closures Non-DUI/DWAI Probation Clients (transfer and direct)					6,039	5,813
On Supervision June 30 Private (transfer and direct)	12,266	11,903	10,572	8,907	9,434	9,644

¹**New Direct Sentences to Private Only and New Private Non-DUI/DWAI Probation Clients (transfer and direct):** New Clients transferred from state probation to private could not be separated from the "new state clients" number in FY2002, FY2003 and FY2004. For these fiscal years transfer clients are included in Table 33 in "New State Clients." In FY2005, FY2006 and FY2007 all private new clients (both transfers from state and direct sentences) are combined and identified in Table 35 in "New Private Non-DUI/DWAI Probation Clients."

²**Private Closures Direct and Private Closures Non-DUI/DWAI Probation Clients:** Those clients transferred from state probation to private could not be separated from the "state closure" number in FY2002, FY2003 and FY2004. For these fiscal years the closures are included in Table 34 in "State Closures." In FY2005 private closures Non-DUI/DWAI (both transfers and direct) were unavailable. In FY2006 and FY2007 all private clients (both transfers from state and direct sentences) are combined and identified in Table 35 in "Private Closures Non-DUI/DWAI Probation Clients."

**FY 2007
Colorado Adult Probation
State and Private Combined (Non-DUI/DWAI)
Successful/Unsuccessful Terminations**

TYPE:	SUCCESSFUL TERMINATIONS										UNSUCCESSFUL TERMINATIONS									
	Successful					Revoked					Absconded					Total Terminations				
	State	Private (Non-DUI/DWAI)	TOTAL		%	State	Private (Non-DUI/DWAI)	TOTAL		%	State	Private (Non-DUI/DWAI)	TOTAL		%	State	Private (Non-DUI/DWAI)	TOTAL		%
DISTRICT	Number	Number	Number	%	Number	Number	Number	%	Number	%	Number	Number	Number	%	Number	Number	Number	%		
1	749	598	1,347	59%	395	99	494	22%	277	167	444	19%	1,421	864	2,285	100%				
2	1,037	0	1,037	49%	423	0	423	20%	639	0	639	30%	2,099	0	2,099	100%				
3	95	0	95	67%	25	0	25	18%	22	0	22	15%	142	0	142	100%				
4	740	240	980	53%	336	64	400	21%	352	129	481	26%	1,428	433	1,861	100%				
5	306	60	366	68%	43	1	44	8%	109	19	128	24%	458	80	538	100%				
6	192	29	221	63%	78	0	78	22%	51	2	53	15%	321	31	352	100%				
7	141	11	152	74%	26	0	26	13%	27	0	27	13%	194	11	205	100%				
8	494	301	795	68%	130	17	147	13%	140	80	220	19%	764	398	1,162	100%				
9	176	87	263	78%	20	0	20	6%	30	24	54	16%	226	111	337	100%				
10	299	168	467	53%	178	12	190	22%	200	19	219	25%	677	199	876	100%				
11	253	32	285	66%	86	2	88	20%	57	4	61	14%	396	38	434	100%				
12	124	122	246	72%	45	25	70	20%	15	11	26	8%	184	158	342	100%				
13	181	65	246	70%	52	6	58	16%	38	11	49	14%	271	82	353	100%				
14	116	0	116	64%	41	0	41	23%	24	0	24	13%	181	0	181	100%				
15	80	0	80	73%	13	0	13	12%	16	0	16	15%	109	0	109	100%				
16	118	0	118	83%	8	0	8	6%	16	0	16	11%	142	0	142	100%				
17	978	426	1,404	60%	410	54	464	20%	370	83	453	20%	1,758	563	2,321	100%				
18	815	956	1,771	63%	343	76	419	15%	493	112	605	22%	1,651	1,144	2,795	100%				
19	424	187	611	68%	136	17	153	17%	71	65	136	15%	631	269	900	100%				
20	317	536	853	65%	107	138	245	19%	117	93	210	16%	541	767	1,308	100%				
21	292	205	497	63%	126	47	173	22%	94	30	124	16%	512	282	794	100%				
22	99	5	104	57%	32	2	34	19%	39	5	44	24%	170	12	182	100%				
STATE	8,026	4,028	12,054	61%	3,053	560	3,613	18%	3,197	854	4,051	21%	14,276	5,442	19,718	100%				

Key:
Successful Terminations: This number includes the state successful terminations and private (Non-DUI/DWAI) successful terminations.
Unsuccessful Terminations: This column includes those probationers who were revoked or absconded. A revocation is defined as a termination from probation supervision for a technical violation, new misdemeanor, or new felony. A revocation to Community Corrections is NOT included in this section. These offenders are not included on this table as they are still under the supervision and jurisdiction of probation. Absconded refers to probationers who become fugitives and are no longer compliant with probation supervision.
Total Terminations: In this table only, the total terminations include: revocations, absconders and successful terminations from probation supervision. Additional types of probation closures are included in Table 45 and Table 59.

Note: Percentages may not total 100 percent because of rounding.

Source: Private Probation Monthly Statistical Reports and Regular Adult Monthly Statistical Reports submitted by probation districts for July 2006- June 2007.

TABLE 37

FY 2007
Colorado State Adult Probation
Investigations

TYPE: DISTRICT	Sex Offender Investigations		Pre- Sentence Investigations		Updated Pre- Sentence Investigations		Intake Evaluations		Interstate Investigations to Colorado		Administrative Investigations (additional cases)		TOTAL INVESTIGATIONS	
	Number	%	Number	%	Number	%	Number	%	Number	%	Number	%	Number	%
1	183	11%	1,347	78%	36	2%	0	0%	0	0%	159	9%	1,725	100%
2	175	8%	1,845	83%	0	0%	0	0%	41	2%	150	7%	2,211	100%
3	0	0%	65	66%	1	1%	0	0%	1	1%	31	32%	98	100%
4	109	7%	1,134	71%	0	0%	0	0%	107	7%	247	15%	1,597	100%
5	12	3%	274	75%	13	4%	0	0%	1	0%	65	18%	365	100%
6	17	5%	307	82%	5	1%	1	0%	26	7%	18	5%	374	100%
7	4	1%	224	63%	13	4%	67	19%	15	4%	33	9%	356	100%
8	79	8%	671	65%	86	8%	0	0%	35	3%	160	16%	1,031	100%
9	5	1%	215	44%	71	15%	124	26%	15	3%	55	11%	485	100%
10	54	7%	523	64%	34	4%	66	8%	7	1%	137	17%	821	100%
11	25	16%	90	58%	4	3%	3	2%	12	8%	22	14%	156	100%
12	12	3%	293	63%	0	0%	135	29%	5	1%	22	5%	467	100%
13	10	2%	438	76%	38	7%	1	0%	23	4%	66	11%	576	100%
14	6	3%	146	64%	17	7%	0	0%	11	5%	47	21%	227	100%
15	2	7%	18	67%	0	0%	0	0%	3	11%	4	15%	27	100%
16	2	5%	33	80%	0	0%	0	0%	0	0%	6	15%	41	100%
17	90	7%	1,187	86%	1	0%	1	0%	46	3%	52	4%	1,377	100%
18	138	14%	629	64%	1	0%	0	0%	112	11%	108	11%	988	100%
19	45	3%	1,065	74%	21	1%	13	1%	16	1%	274	19%	1,434	100%
20	21	11%	150	76%	0	0%	0	0%	0	0%	27	14%	198	100%
21	19	3%	275	42%	2	0%	256	39%	6	1%	91	14%	649	100%
22	5	2%	197	83%	3	1%	0	0%	14	6%	18	8%	237	100%
STATE	1,013	7%	11,126	72%	346	2%	667	4%	496	3%	1,792	12%	15,440	100%

Note: Percentages may not total 100 percent because of rounding.

Source: Regular Adult Monthly Statistical Reports submitted by probation districts for July 2006- June 2007.

TABLE 38

FY 2007
Colorado State Adult Probation
New Clients by Offense Type

DISTRICT	Felony		Misdemeanor		Petty Offense		Traffic		Other (offense coded without a law class)		TOTAL NEW CLIENTS	
	Number	%	Number	%	Number	%	Number	%	Number	%	Number	%
1	1,241	64%	649	33%	9	0%	1	0%	52	3%	1,952	100%
2	2,631	80%	588	18%	0	0%	0	0%	85	3%	3,304	100%
3	59	46%	61	48%	1	1%	3	2%	3	2%	127	100%
4	958	58%	625	38%	1	0%	1	0%	68	4%	1,653	100%
5	272	39%	390	56%	13	2%	4	1%	13	2%	692	100%
6	230	51%	193	43%	2	0%	0	0%	24	5%	449	100%
7	308	61%	171	34%	3	1%	0	0%	20	4%	502	100%
8	701	54%	510	40%	34	3%	6	0%	37	3%	1,288	100%
9	295	67%	122	28%	8	2%	1	0%	15	3%	441	100%
10	475	51%	433	47%	1	0%	0	0%	19	2%	928	100%
11	194	35%	347	62%	7	1%	1	0%	13	2%	562	100%
12	88	39%	130	57%	1	0%	1	0%	8	4%	228	100%
13	357	70%	131	26%	3	1%	3	1%	17	3%	511	100%
14	137	41%	182	55%	3	1%	1	0%	8	2%	331	100%
15	52	42%	64	52%	1	1%	1	1%	5	4%	123	100%
16	108	54%	88	44%	2	1%	1	1%	1	1%	200	100%
17	1,153	48%	1,054	44%	140	6%	8	0%	47	2%	2,402	100%
18	1,760	40%	2,492	57%	18	0%	10	0%	96	2%	4,376	100%
19	730	60%	466	38%	1	0%	0	0%	16	1%	1,213	100%
20	469	43%	573	52%	19	2%	3	0%	37	3%	1,101	100%
21	505	60%	293	35%	0	0%	5	1%	34	4%	837	100%
22	82	45%	85	47%	0	0%	0	0%	14	8%	181	100%
STATE	12,805	55%	9,647	41%	267	1%	50	0%	632	3%	23,401	100%

Note: Percentages may not total 100 percent because of rounding.

Source: Regular Adult Monthly Statistical Reports submitted by probation districts for July 2006- June 2007.

FY 2007
Colorado State Adult Probation
New Clients by Court of Origin

TYPE: DISTRICT	District Court		County Court		Interstate Transfers to Colorado		TOTAL NEW CLIENTS	
	Number	%	Number	%	Number	%	Number	%
1	1,549	79%	351	18%	52	3%	1,952	100%
2	3,262	99%	5	0%	37	1%	3,304	100%
3	85	67%	41	32%	1	1%	127	100%
4	1,043	63%	542	33%	68	4%	1,653	100%
5	392	57%	290	42%	10	1%	692	100%
6	278	62%	147	33%	24	5%	449	100%
7	356	71%	126	25%	20	4%	502	100%
8	813	63%	439	34%	36	3%	1,288	100%
9	321	73%	105	24%	15	3%	441	100%
10	680	73%	229	25%	19	2%	928	100%
11	279	50%	275	49%	8	1%	562	100%
12	172	75%	51	22%	5	2%	228	100%
13	433	85%	64	13%	14	3%	511	100%
14	208	63%	116	35%	7	2%	331	100%
15	81	66%	37	30%	5	4%	123	100%
16	133	67%	67	34%	0	0%	200	100%
17	1,798	75%	563	23%	41	2%	2,402	100%
18	2,086	48%	2,210	51%	80	2%	4,376	100%
19	841	69%	357	29%	15	1%	1,213	100%
20	609	55%	462	42%	30	3%	1,101	100%
21	606	72%	198	24%	33	4%	837	100%
22	99	55%	68	38%	14	8%	181	100%
STATE	16,124	69%	6,743	29%	534	2%	23,401	100%

Note: Percentages may not total 100 percent because of rounding.

TABLE 40

FY 2007
Colorado State Adult Probation
New Clients by Supervision Type

TYPE: DISTRICT	Probation		Revoked and Re-sentenced		Interstate Transfers to Colorado		Courtesy Supervision from Other Colorado Probation Districts		Direct Sentence Community Corrections		Deferred Judgment and Sentence		TOTAL NEW CLIENTS	
	Number	%	Number	%	Number	%	Number	%	Number	%	Number	%	Number	%
1	1,491	76%	85	4%	52	3%	149	8%	163	8%	12	1%	1,952	100%
2	1,829	55%	175	5%	37	1%	161	5%	229	7%	873	26%	3,304	100%
3	54	43%	2	2%	1	1%	29	23%	4	3%	37	29%	127	100%
4	1,190	72%	66	4%	68	4%	175	11%	47	3%	107	6%	1,653	100%
5	519	75%	9	1%	10	1%	67	10%	17	2%	70	10%	692	100%
6	282	63%	3	1%	24	5%	36	8%	19	4%	85	19%	449	100%
7	306	61%	3	1%	20	4%	93	19%	20	4%	60	12%	502	100%
8	828	64%	29	2%	36	3%	163	13%	66	5%	166	13%	1,288	100%
9	192	44%	5	1%	15	3%	63	14%	17	4%	149	34%	441	100%
10	511	55%	23	2%	19	2%	89	10%	52	6%	234	25%	928	100%
11	358	64%	13	2%	8	1%	47	8%	7	1%	129	23%	562	100%
12	145	64%	2	1%	5	2%	33	14%	18	8%	25	11%	228	100%
13	283	55%	6	1%	14	3%	72	14%	19	4%	117	23%	511	100%
14	180	54%	3	1%	7	2%	52	16%	21	6%	68	21%	331	100%
15	68	55%	2	2%	5	4%	20	16%	0	0%	28	23%	123	100%
16	148	74%	3	2%	0	0%	28	14%	12	6%	9	5%	200	100%
17	1,717	71%	77	3%	41	2%	255	11%	287	12%	25	1%	2,402	100%
18	3,192	73%	95	2%	80	2%	159	4%	185	4%	665	15%	4,376	100%
19	653	54%	22	2%	15	1%	101	8%	145	12%	277	23%	1,213	100%
20	758	69%	10	1%	30	3%	115	10%	47	4%	141	13%	1,101	100%
21	518	62%	17	2%	33	4%	122	15%	61	7%	86	10%	837	100%
22	103	57%	3	2%	14	8%	20	11%	3	2%	38	21%	181	100%
STATE	15,325	65%	653	3%	534	2%	2,049	9%	1,439	6%	3,401	15%	23,401	100%

Note: Percentages may not total 100 percent because of rounding.

Source: Regular Adult Monthly Statistical Reports submitted by probation districts for July 2006- June 2007.

FY 2007
Colorado State Adult Probation
New Clients by Gender

TYPE: DISTRICT	Female		Male		Unknown		TOTAL NEW CLIENTS	
	Number	%	Number	%	Number	%	Number	%
1	481	25%	1,467	75%	4	0%	1,952	100%
2	763	23%	2,537	77%	4	0%	3,304	100%
3	31	24%	96	76%	0	0%	127	100%
4	346	21%	1,305	79%	2	0%	1,653	100%
5	125	18%	565	82%	2	0%	692	100%
6	102	23%	346	77%	1	0%	449	100%
7	141	28%	361	72%	0	0%	502	100%
8	279	22%	1,009	78%	0	0%	1,288	100%
9	74	17%	367	83%	0	0%	441	100%
10	262	28%	665	72%	1	0%	928	100%
11	148	26%	414	74%	0	0%	562	100%
12	52	23%	176	77%	0	0%	228	100%
13	153	30%	358	70%	0	0%	511	100%
14	84	25%	247	75%	0	0%	331	100%
15	29	24%	94	76%	0	0%	123	100%
16	71	36%	129	65%	0	0%	200	100%
17	609	25%	1,793	75%	0	0%	2,402	100%
18	1,196	27%	3,179	73%	1	0%	4,376	100%
19	315	26%	898	74%	0	0%	1,213	100%
20	215	20%	886	80%	0	0%	1,101	100%
21	242	29%	594	71%	1	0%	837	100%
22	42	23%	139	77%	0	0%	181	100%
STATE	5,760	25%	17,625	75%	16	0%	23,401	100%

Note: Percentages may not total 100 percent because of rounding.

Source: Regular Adult Monthly Statistical Reports submitted by probation districts for July 2006- June 2007.

TABLE 42

FY 2007
Colorado State Adult Probation
New Clients by Age

TYPE: DISTRICT	*12-17 Years		18-20 Years		21-24 Years		25-32 Years		33-39 Years		40 and above		TOTAL NEW CLIENTS			
	Number	%	Number	%	Number	%	Number	%	Number	%	Number	%	Number	%		
1	1	0%	207	11%	379	19%	543	28%	331	17%	490	25%	1	0%	1,952	100%
2	0	0%	392	12%	595	18%	930	28%	533	16%	853	26%	1	0%	3,304	100%
3	0	0%	19	15%	24	19%	29	23%	21	17%	34	27%	0	0%	127	100%
4	1	0%	153	9%	322	19%	474	29%	283	17%	420	25%	0	0%	1,653	100%
5	4	1%	73	11%	120	17%	196	28%	133	19%	165	24%	1	0%	692	100%
6	0	0%	65	14%	79	18%	103	23%	78	17%	124	28%	0	0%	449	100%
7	6	1%	55	11%	105	21%	125	25%	75	15%	136	27%	0	0%	502	100%
8	4	0%	158	12%	269	21%	339	26%	204	16%	314	24%	0	0%	1,288	100%
9	1	0%	50	11%	80	18%	121	27%	85	19%	104	24%	0	0%	441	100%
10	1	0%	131	14%	180	19%	251	27%	146	16%	219	24%	0	0%	928	100%
11	3	1%	77	14%	93	17%	122	22%	108	19%	159	28%	0	0%	562	100%
12	0	0%	44	19%	45	20%	66	29%	24	11%	49	21%	0	0%	228	100%
13	3	1%	58	11%	106	21%	135	26%	83	16%	126	25%	0	0%	511	100%
14	1	0%	48	15%	52	16%	94	28%	53	16%	83	25%	0	0%	331	100%
15	0	0%	18	15%	28	23%	25	20%	13	11%	39	32%	0	0%	123	100%
16	0	0%	24	12%	43	22%	55	28%	32	16%	46	23%	0	0%	200	100%
17	0	0%	278	12%	453	19%	666	28%	444	18%	561	23%	0	0%	2,402	100%
18	25	1%	553	13%	797	18%	1,165	27%	739	17%	1,096	25%	1	0%	4,376	100%
19	1	0%	143	12%	229	19%	340	28%	236	19%	264	22%	0	0%	1,213	100%
20	8	1%	155	14%	259	24%	278	25%	171	16%	230	21%	0	0%	1,101	100%
21	4	0%	116	14%	135	16%	237	28%	152	18%	193	23%	0	0%	837	100%
22	1	1%	22	12%	27	15%	45	25%	25	14%	61	34%	0	0%	181	100%
STATE	64	0%	2,839	12%	4,420	19%	6,339	27%	3,969	17%	5,766	25%	4	0%	23,401	100%

***12-17 Years:** Statistically DUI/DWAI and underage consumption are captured as "adult offenses" and represent most of the new cases in this category. Additionally, few of these young offenders were processed as adults either due to a transfer hearing or direct file.

Note: Percentages may not total 100 percent because of rounding.

Source: Regular Adult Monthly Statistical Reports submitted by probation districts for July 2006- June 2007.

TABLE 43

FY 2007
Colorado State Adult Probation
New Clients by Ethnic Group

TYPE: DISTRICT	Caucasian		African American		Asian		Hispanic		Native American		Other		TOTAL NEW CLIENTS	
	Number	%	Number	%	Number	%	Number	%	Number	%	Number	%	Number	%
1	1,664	85%	98	5%	21	1%	146	7%	10	1%	13	1%	1,952	100%
2	1,429	43%	785	24%	27	1%	977	30%	27	1%	59	2%	3,304	100%
3	84	66%	2	2%	1	1%	38	30%	1	1%	1	1%	127	100%
4	1,173	71%	256	15%	17	1%	190	11%	4	0%	13	1%	1,653	100%
5	579	84%	6	1%	2	0%	102	15%	1	0%	2	0%	692	100%
6	340	76%	4	1%	1	0%	50	11%	52	12%	2	0%	449	100%
7	413	82%	5	1%	1	0%	81	16%	2	0%	0	0%	502	100%
8	1,126	87%	49	4%	8	1%	94	7%	4	0%	7	1%	1,288	100%
9	386	88%	3	1%	1	0%	45	10%	4	1%	2	0%	441	100%
10	522	56%	41	4%	2	0%	348	38%	4	0%	11	1%	928	100%
11	515	92%	7	1%	3	1%	31	6%	2	0%	4	1%	562	100%
12	138	61%	4	2%	0	0%	83	36%	2	1%	1	0%	228	100%
13	396	77%	4	1%	3	1%	104	20%	2	0%	2	0%	511	100%
14	311	94%	6	2%	1	0%	10	3%	2	1%	1	0%	331	100%
15	94	76%	1	1%	0	0%	27	22%	1	1%	0	0%	123	100%
16	143	72%	8	4%	0	0%	49	25%	0	0%	0	0%	200	100%
17	1,881	78%	268	11%	26	1%	219	9%	6	0%	2	0%	2,402	100%
18	3,259	74%	699	16%	71	2%	312	7%	10	0%	25	1%	4,376	100%
19	949	78%	27	2%	4	0%	232	19%	1	0%	0	0%	1,213	100%
20	927	84%	40	4%	14	1%	111	10%	2	0%	7	1%	1,101	100%
21	665	79%	18	2%	4	0%	140	17%	5	1%	5	1%	837	100%
22	117	65%	1	1%	0	0%	14	8%	48	27%	1	1%	181	100%
STATE	17,111	73%	2,332	10%	207	1%	3,403	15%	190	1%	158	1%	23,401	100%

Note: Percentages may not total 100 percent because of rounding.

Source: Regular Adult Monthly Statistical Reports submitted by probation districts for July 2006- June 2007.

FY 2007
Colorado State Adult Probation
Successful/Unsuccessful Terminations

TYPE:	SUCCESSFUL TERMINATIONS		UNSUCCESSFUL TERMINATIONS				TOTAL TERMINATIONS	
	Number	%	Revoked	Absconded	Number	%	Number	%
DISTRICT			Number	%	Number	%		
1	749	53%	395	28%	277	19%	1,421	100%
2	1,037	49%	423	20%	639	30%	2,099	100%
3	95	67%	25	18%	22	15%	142	100%
4	740	52%	336	24%	352	25%	1,428	100%
5	306	67%	43	9%	109	24%	458	100%
6	192	60%	78	24%	51	16%	321	100%
7	141	73%	26	13%	27	14%	194	100%
8	494	65%	130	17%	140	18%	764	100%
9	176	78%	20	9%	30	13%	226	100%
10	299	44%	178	26%	200	30%	677	100%
11	253	64%	86	22%	57	14%	396	100%
12	124	67%	45	24%	15	8%	184	100%
13	181	67%	52	19%	38	14%	271	100%
14	116	64%	41	23%	24	13%	181	100%
15	80	73%	13	12%	16	15%	109	100%
16	118	83%	8	6%	16	11%	142	100%
17	978	56%	410	23%	370	21%	1,758	100%
18	815	49%	343	21%	493	30%	1,651	100%
19	424	67%	136	22%	71	11%	631	100%
20	317	59%	107	20%	117	22%	541	100%
21	292	57%	126	25%	94	18%	512	100%
22	99	58%	32	19%	39	23%	170	100%
STATE	8,026	56%	3,053	21%	3,197	22%	14,276	100%

Key: *Successful Terminations*: This number is exclusively state successful terminations.

Unsuccessful Terminations: This column includes those probationers who were revoked or absconded. A revocation is defined as a termination from probation supervision for a technical violation, new misdemeanor, or new felony. A revocation to Community Corrections is NOT included in this section. These offenders are not included on this table as they are still under the supervision and jurisdiction of probation. Absconders refers to probationers who become fugitives and are no longer compliant with probation supervision.

Total Terminations: In this table only, the total terminations include: revocations, absconders and successful terminations from probation supervision. Additional types of probation closures are included in Table 45.

Note: Percentages may not total 100 percent because of rounding.

Source: Regular Adult Monthly Statistical Reports submitted by probation districts for July 2006- June 2007.

FY 2007
Colorado State Adult Probation
All Probation Supervision Closure Types

TYPE: DISTRICT	Successful		Revoked		Absconded		Courtesy Closure ¹		Community Corrections Discharge		Deported		Death		Administrative Closure		TOTAL CLOSURES	
	Number	%	Number	%	Number	%	Number	%	Number	%	Number	%	Number	%	Number	%	Number	%
1	749	41%	395	21%	277	15%	121	7%	246	13%	27	1%	10	1%	22	1%	1,847	100%
2	1,037	37%	423	15%	639	23%	141	5%	418	15%	68	2%	9	0%	75	3%	2,810	100%
3	95	57%	25	15%	22	13%	18	11%	5	3%	0	0%	1	1%	0	0%	166	100%
4	740	41%	336	19%	352	20%	173	10%	144	8%	21	1%	8	0%	17	1%	1,791	100%
5	306	55%	43	8%	109	20%	54	10%	19	3%	16	3%	3	1%	5	1%	555	100%
6	192	50%	78	20%	51	13%	20	5%	35	9%	2	1%	2	1%	3	1%	383	100%
7	141	51%	26	9%	27	10%	52	19%	21	8%	3	1%	3	1%	5	2%	278	100%
8	494	51%	130	13%	140	14%	94	10%	103	11%	3	0%	7	1%	7	1%	978	100%
9	176	48%	20	5%	30	8%	56	15%	26	7%	40	11%	3	1%	16	4%	367	100%
10	299	34%	178	20%	200	23%	85	10%	92	11%	2	0%	4	0%	14	2%	874	100%
11	253	55%	86	19%	57	12%	42	9%	7	2%	2	0%	6	1%	5	1%	458	100%
12	124	52%	45	19%	15	6%	34	14%	15	6%	4	2%	0	0%	2	1%	239	100%
13	181	52%	52	15%	38	11%	37	11%	26	8%	2	1%	4	1%	6	2%	346	100%
14	116	49%	41	17%	24	10%	29	12%	22	9%	1	0%	2	1%	2	1%	237	100%
15	80	61%	13	10%	16	12%	10	8%	12	9%	0	0%	0	0%	0	0%	131	100%
16	118	61%	8	4%	16	8%	32	16%	17	9%	0	0%	2	1%	1	1%	194	100%
17	978	40%	410	17%	370	15%	222	9%	422	17%	14	1%	7	0%	2	0%	2,425	100%
18	815	36%	343	15%	493	22%	123	5%	408	18%	15	1%	22	1%	30	1%	2,249	100%
19	424	44%	136	14%	71	7%	101	11%	202	21%	8	1%	3	0%	10	1%	955	100%
20	317	47%	107	16%	117	17%	64	9%	53	8%	6	1%	6	1%	7	1%	677	100%
21	292	41%	126	18%	94	13%	99	14%	65	9%	31	4%	8	1%	5	1%	720	100%
22	99	50%	32	16%	39	20%	22	11%	4	2%	0	0%	1	1%	1	1%	198	100%
STATE	8,026	43%	3,053	16%	3,197	17%	1,629	9%	2,362	13%	265	1%	111	1%	235	1%	18,878	100%

Note: Percentages may not total 100 percent because of rounding.

¹**Courtesy Closure:** A case that has closed in the supervising jurisdiction and returned to the originating or sentencing district.

These closures are also counted in the originating jurisdiction, reflecting the type of termination (successful, revoked or absconded). All of the other closure types in this table are exclusive categories reflecting a neutral termination status and are not included in the termination categories "successful", "revoked" and "absconded".

TABLE 46

FY 2007
Colorado State Adult Probation
Type of Revocation

TYPE: DISTRICT	New Felony		New Misdemeanor		Technical		TOTAL REVOCATIONS	
	Number	%	Number	%	Number	%	Number	%
1	112	28%	72	18%	211	53%	395	100%
2	118	28%	45	11%	260	61%	423	100%
3	6	24%	4	16%	15	60%	25	100%
4	104	31%	31	9%	201	60%	336	100%
5	15	35%	5	12%	23	53%	43	100%
6	16	21%	14	18%	48	62%	78	100%
7	6	23%	4	15%	16	62%	26	100%
8	35	27%	24	18%	71	55%	130	100%
9	4	20%	2	10%	14	70%	20	100%
10	24	13%	27	15%	127	71%	178	100%
11	11	13%	6	7%	69	80%	86	100%
12	9	20%	7	16%	29	64%	45	100%
13	14	27%	9	17%	29	56%	52	100%
14	6	15%	7	17%	28	68%	41	100%
15	2	15%	3	23%	8	62%	13	100%
16	1	13%	1	13%	6	75%	8	100%
17	69	17%	98	24%	243	59%	410	100%
18	92	27%	77	22%	174	51%	343	100%
19	33	24%	25	18%	78	57%	136	100%
20	7	7%	18	17%	82	77%	107	100%
21	30	24%	19	15%	77	61%	126	100%
22	7	22%	5	16%	20	63%	32	100%
STATE	721	24%	503	16%	1,829	60%	3,053	100%

Key: *New Felony:* Includes revocations for a new felony offense committed while on probation supervision.

New Misdemeanor: Includes revocations for a new misdemeanor offense committed while on probation supervision.

Technical: Includes revocations for technical probation supervision violations (e.g. drug use, non-compliance).

Total Revocations: Total includes all felony, misdemeanor, and technical violations resulting in a revocation from probation.

Note: Percentages may not total 100 percent because of rounding.

Source: Regular Adult Monthly Statistical Reports submitted by probation districts for July 2006- June 2007.

FY 2007
Colorado State Adult Probation
Length of Stay on Probation Supervision

TYPE: DISTRICT	0-12 months		13-24 months		25-36 months		37 + months		TOTAL CLOSURES	
	Number	%	Number	%	Number	%	Number	%	Number	%
1	646	35%	634	34%	276	15%	291	16%	1,847	100%
2	1,181	42%	999	36%	347	12%	283	10%	2,810	100%
3	99	60%	45	27%	9	5%	13	8%	166	100%
4	641	36%	624	35%	272	15%	254	14%	1,791	100%
5	233	42%	180	32%	70	13%	72	13%	555	100%
6	149	39%	150	39%	58	15%	26	7%	383	100%
7	106	38%	99	36%	41	15%	32	12%	278	100%
8	308	31%	360	37%	168	17%	142	15%	978	100%
9	165	45%	125	34%	40	11%	37	10%	367	100%
10	388	44%	278	32%	124	14%	84	10%	874	100%
11	214	47%	149	33%	54	12%	41	9%	458	100%
12	95	40%	94	39%	37	15%	13	5%	239	100%
13	112	32%	123	36%	53	15%	58	17%	346	100%
14	93	39%	86	36%	30	13%	28	12%	237	100%
15	37	28%	46	35%	17	13%	31	24%	131	100%
16	55	28%	66	34%	23	12%	50	26%	194	100%
17	1,198	49%	781	32%	290	12%	156	6%	2,425	100%
18	879	39%	693	31%	349	16%	328	15%	2,249	100%
19	325	34%	407	43%	106	11%	117	12%	955	100%
20	296	44%	233	34%	84	12%	64	9%	677	100%
21	337	47%	251	35%	75	10%	57	8%	720	100%
22	80	40%	88	44%	22	11%	8	4%	198	100%
STATE	7,637	40%	6,511	34%	2,545	13%	2,185	12%	18,878	100%

Note: Percentages may not total 100 percent because of rounding.

Source: Regular Adult Monthly Statistical Reports submitted by probation districts for July 2006- June 2007.

FY 2007
Colorado State Adult Probation
Active Client Risk Levels on June 30, 2007

Risk Levels: DISTRICT	New: w/in the first 30 days of supervision start date		Maximum		Medium		Minimum		Administrative		Community Corrections		Domestic Violence ¹		Sex Offender ²		Interstate Transfer to Another State		TOTAL STATE PROBATION CLIENTS		
	Number	%	Number	%	Number	%	Number	%	Number	%	Number	%	Number	%	Number	%	Number	%	Number	%	Number
1	13	0%	213	7%	55	2%	706	23%	687	23%	430	14%	595	20%	162	5%	154	5%	3,015	100%	
2	93	2%	660	12%	1,269	24%	1,156	22%	1,301	24%	556	10%	126	2%	69	1%	100	2%	5,330	100%	
3	9	3%	45	17%	71	27%	52	20%	40	15%	14	5%	14	5%	6	2%	13	5%	264	100%	
4	81	2%	383	10%	815	22%	599	16%	714	19%	20	1%	803	22%	147	4%	162	4%	3,724	100%	
5	35	4%	37	4%	160	19%	240	28%	145	17%	40	5%	120	14%	23	3%	54	6%	854	100%	
6	12	2%	52	7%	131	18%	113	16%	112	16%	46	6%	152	21%	21	3%	71	10%	710	100%	
7	21	3%	128	16%	224	28%	224	28%	88	11%	57	7%	2	0%	37	5%	18	2%	799	100%	
8	69	3%	216	9%	509	22%	452	19%	332	14%	386	17%	232	10%	56	2%	85	4%	2,337	100%	
9	12	2%	75	11%	103	16%	120	18%	155	23%	54	8%	73	11%	10	2%	62	9%	664	100%	
10	34	2%	141	10%	329	24%	119	9%	239	17%	162	12%	272	20%	38	3%	34	2%	1,368	100%	
11	32	4%	42	5%	203	23%	214	25%	162	19%	29	3%	145	17%	18	2%	28	3%	873	100%	
12	8	2%	45	11%	141	34%	145	35%	15	4%	31	8%	10	2%	11	3%	4	1%	410	100%	
13	13	2%	87	11%	213	28%	154	20%	143	19%	49	6%	29	4%	17	2%	60	8%	765	100%	
14	15	3%	35	6%	119	21%	135	24%	46	8%	42	8%	107	19%	9	2%	50	9%	558	100%	
15	3	1%	14	6%	34	15%	79	34%	47	20%	20	9%	20	9%	6	3%	11	5%	234	100%	
16	14	4%	34	9%	55	14%	95	25%	26	7%	50	13%	85	22%	10	3%	12	3%	381	100%	
17	68	2%	303	8%	838	22%	769	21%	646	17%	526	14%	476	13%	57	2%	59	2%	3,742	100%	
18	345	6%	401	7%	1,523	27%	568	10%	1,048	18%	552	10%	779	14%	165	3%	306	5%	5,687	100%	
19	12	1%	169	9%	373	19%	274	14%	343	17%	317	16%	364	18%	32	2%	92	5%	1,976	100%	
20	32	2%	170	12%	267	18%	285	19%	378	26%	111	8%	120	8%	80	5%	34	2%	1,477	100%	
21	51	4%	87	6%	309	22%	341	24%	173	12%	203	15%	126	9%	47	3%	59	4%	1,396	100%	
22	8	3%	35	12%	84	30%	35	12%	30	11%	8	3%	52	18%	5	2%	26	9%	283	100%	
STATE	980	3%	3,372	9%	7,825	21%	6,875	19%	6,870	19%	3,703	10%	4,702	13%	1,026	3%	1,494	4%	36,847	100%	

¹Domestic Violence: A detailed breakout of the risk levels of these offenders can be found in Table 49.

²Sex Offender: A detailed breakout of the risk levels of these offenders can be found in Table 49.

Note: Percentages may not total 100 percent because of rounding.

**Colorado State Adult Probation
Domestic Violence and Sex Offender Caseloads
Active Client Risk Levels on June 30, 2007**

Risk Level:	Domestic Violence Offenders										TOTAL DV OFFENDERS	
	DV Maximum		DV Medium		DV Minimum		DV Administrative					
DISTRICT	Number	%	Number	%	Number	%	Number	%	Number	%	Number	%
1	301	51%	193	32%	77	13%	24	4%			595	100%
2	22	17%	60	48%	35	28%	9	7%			126	100%
3	2	14%	10	71%	2	14%	0	0%			14	100%
4	253	32%	308	38%	198	25%	44	5%			803	100%
5	40	33%	32	27%	31	26%	17	14%			120	100%
6	42	28%	70	46%	39	26%	1	1%			152	100%
7	0	0%	1	50%	1	50%	0	0%			2	100%
8	106	46%	109	47%	17	7%	0	0%			232	100%
9	18	25%	33	45%	11	15%	11	15%			73	100%
10	166	61%	76	28%	16	6%	14	5%			272	100%
11	43	30%	64	44%	37	26%	1	1%			145	100%
12	6	60%	3	30%	1	10%	0	0%			10	100%
13	7	24%	7	24%	14	48%	1	3%			29	100%
14	30	28%	42	39%	29	27%	6	6%			107	100%
15	8	40%	4	20%	2	10%	6	30%			20	100%
16	20	24%	35	41%	26	31%	4	5%			85	100%
17	155	33%	160	34%	100	21%	61	13%			476	100%
18	73	9%	583	75%	90	12%	33	4%			779	100%
19	85	23%	89	24%	184	51%	6	2%			364	100%
20	35	29%	37	31%	43	36%	5	4%			120	100%
21	7	6%	54	43%	62	49%	3	2%			126	100%
22	27	52%	21	40%	4	8%	0	0%			52	100%
STATE	1,446	31%	1,991	42%	1,019	22%	246	5%			4,702	100%

Note: Percentages may not total 100 percent because of rounding.

Risk Level:	Sex Offenders (Non-Sex Offender Intensive Supervision - SOISP)											
	Sex Offender Maximum		Sex Offender Medium		Sex Offender Minimum		Sex Offender Administrative					
DISTRICT	Number	%	Number	%	Number	%	Number	%	Number	%	Number	%
1	48	30%	78	48%	34	21%	2	1%			162	100%
2	54	78%	9	13%	0	0%	6	9%			69	100%
3	3	50%	2	33%	1	17%	0	0%			6	100%
4	29	20%	68	46%	48	33%	2	1%			147	100%
5	5	22%	12	52%	6	26%	0	0%			23	100%
6	3	14%	12	57%	4	19%	2	10%			21	100%
7	16	43%	14	38%	6	16%	1	3%			37	100%
8	26	46%	22	39%	0	0%	8	14%			56	100%
9	3	30%	3	30%	4	40%	0	0%			10	100%
10	10	26%	14	37%	14	37%	0	0%			38	100%
11	11	61%	4	22%	2	11%	1	6%			18	100%
12	5	45%	5	45%	1	9%	0	0%			11	100%
13	8	47%	4	24%	4	24%	1	6%			17	100%
14	4	44%	1	11%	3	33%	1	11%			9	100%
15	1	17%	3	50%	2	33%	0	0%			6	100%
16	6	60%	1	10%	3	30%	0	0%			10	100%
17	14	25%	33	58%	7	12%	3	5%			57	100%
18	59	36%	65	39%	34	21%	7	4%			165	100%
19	12	38%	16	50%	3	9%	1	3%			32	100%
20	27	34%	25	31%	25	31%	3	4%			80	100%
21	12	26%	17	36%	14	30%	4	9%			47	100%
22	1	20%	2	40%	2	40%	0	0%			5	100%
STATE	357	35%	410	40%	217	21%	42	4%			1,026	100%

Source: Regular Adult Monthly Statistical Reports submitted by probation districts for July 2006- June 2007.

FY 2007
Colorado Adult Probation
Total Active Clients on June 30, 2007

DISTRICT	TOTAL STATE SUPERVISED CRIMINAL CLIENTS		TOTAL NON-DUI/DWAI CRIMINAL PRIVATE CLIENTS		TOTAL COLORADO PROBATION POPULATION	
	Number	%	Number	%	Number	%
1	3,015	68%	1,399	32%	4,414	100%
2	5,330	100%	0	0%	5,330	100%
3	264	100%	0	0%	264	100%
4	3,724	76%	1,176	24%	4,900	100%
5	854	87%	132	13%	986	100%
6	710	92%	64	8%	774	100%
7	799	96%	32	4%	831	100%
8	2,337	81%	540	19%	2,877	100%
9	664	73%	243	27%	907	100%
10	1,368	82%	302	18%	1,670	100%
11	873	87%	129	13%	1,002	100%
12	410	77%	123	23%	533	100%
13	765	88%	106	12%	871	100%
14	558	100%	0	0%	558	100%
15	234	100%	0	0%	234	100%
16	381	99%	2	1%	383	100%
17	3,742	85%	677	15%	4,419	100%
18	5,687	71%	2,376	29%	8,063	100%
19	1,976	76%	637	24%	2,613	100%
20	1,477	57%	1,095	43%	2,572	100%
21	1,396	71%	564	29%	1,960	100%
22	283	86%	47	14%	330	100%
STATE	36,847	79%	9,644	21%	46,491	100%

Note: Percentages may not total 100 percent because of rounding.

FY 2007
Colorado State and Private Adult Probation
Total Active Clients on June 30, 2007

DISTRICT	TOTAL STATE SUPERVISED CRIMINAL CLIENTS		TOTAL NON-DUI/DWAI CRIMINAL PRIVATE CLIENTS		TOTAL DUI/DWAI PRIVATE CLIENTS		TOTAL COLORADO PROBATION POPULATION	
	Number	%	Number	%	Number	%	Number	%
1	3,015	54%	1,399	25%	1,216	22%	5,630	100%
2	5,330	100%	0	0%	0	0%	5,330	100%
3	264	100%	0	0%	0	0%	264	100%
4	3,724	66%	1,176	21%	744	13%	5,644	100%
5	854	77%	132	12%	128	11%	1,114	100%
6	710	92%	64	8%	0	0%	774	100%
7	799	95%	32	4%	12	1%	843	100%
8	2,337	79%	540	18%	85	3%	2,962	100%
9	664	71%	243	26%	26	3%	933	100%
10	1,368	82%	302	18%	2	0%	1,672	100%
11	873	61%	129	9%	431	30%	1,433	100%
12	410	45%	123	13%	379	42%	912	100%
13	765	88%	106	12%	1	0%	872	100%
14	558	100%	0	0%	0	0%	558	100%
15	234	100%	0	0%	0	0%	234	100%
16	381	97%	2	1%	9	2%	392	100%
17	3,742	79%	677	14%	342	7%	4,761	100%
18	5,687	51%	2,376	21%	3,120	28%	11,183	100%
19	1,976	71%	637	23%	173	6%	2,786	100%
20	1,477	41%	1,095	30%	1,042	29%	3,614	100%
21	1,396	65%	564	26%	192	9%	2,152	100%
22	283	52%	47	9%	215	39%	545	100%
STATE	36,847	67%	9,644	18%	8,117	15%	54,608	100%

Note: Percentages may not total 100 percent because of rounding.

Source: Regular Adult Monthly Statistical Reports and Private Probation Statistical Reports submitted by probation districts for July 2006- June 2007.



An Oath ...

I do solemnly, sincerely, and truly declare and affirm that I will support the Constitution of the United States, and of the State of Colorado, and will faithfully perform the duties of the Office of Probation Officer upon which I am about to enter.

Colorado Probation:
Private Probation

FY 2007
Colorado Private Probation
New Clients by Supervision Type

NON- DU/DWAI PRIVATE PROBATION							DU/DWAI PRIVATE PROBATION						
TYPE:	Direct Sentence ¹		Transfer from State Probation ²		TOTAL NEW CLIENTS		TYPE:	Direct Sentence ¹		Transfer from State Probation ²		TOTAL NEW CLIENTS	
	DISTRICT	Number	%	Number	%	Number		%	DISTRICT	Number	%	Number	%
1	767	79%	210	21%	977	100%	1	933	96%	43	4%	976	100%
2	0	0%	0	0%	0	0%	2	0	0%	0	0%	0	0%
3	0	0%	0	0%	0	0%	3	0	0%	0	0%	0	0%
4	0	0%	747	100%	747	100%	4	0	0%	407	100%	407	100%
5	26	32%	55	68%	81	100%	5	49	45%	60	55%	109	100%
6	0	0%	57	100%	57	100%	6	0	0%	2	0%	2	0%
7	0	0%	2	100%	2	100%	7	0	0%	1	0%	1	0%
8	0	0%	535	100%	535	100%	8	0	0%	57	100%	57	100%
9	3	2%	196	98%	199	100%	9	1	7%	14	93%	15	100%
10	0	0%	130	100%	130	100%	10	0	0%	1	0%	1	0%
11	26	31%	57	69%	83	100%	11	229	74%	79	26%	308	100%
12	0	0%	183	100%	183	100%	12	0	0%	335	100%	335	100%
13	71	99%	1	1%	72	100%	13	1	100%	0	0%	1	100%
14	0	0%	0	0%	0	0%	14	0	0%	0	0%	0	0%
15	0	0%	0	0%	0	0%	15	0	0%	0	0%	0	0%
16	0	0%	0	0%	0	0%	16	0	0%	6	100%	6	100%
17	23	3%	660	97%	683	100%	17	204	94%	14	6%	218	100%
18	0	0%	841	100%	841	100%	18	0	0%	1,776	100%	1,776	100%
19	0	0%	511	100%	511	100%	19	3	3%	96	97%	99	100%
20	525	65%	286	35%	811	100%	20	35	4%	770	96%	805	100%
21	0	0%	455	100%	455	100%	21	0	0%	132	100%	132	100%
22	25	46%	29	54%	54	100%	22	164	90%	18	10%	182	100%
STATE	1,466	23%	4,955	77%	6,421	100%	STATE	1,619	30%	3,811	70%	5,430	100%

¹**Direct Sentence:** A probationer sentenced to be supervised by a private provider which is determined at the time of sentencing and varies across districts.

²**Transfer from State Probation:** A probationer originally sentenced to state probation but later determined appropriate for and supervised by a private provider.
 Note: Percentages may not total 100 percent because of rounding.

FY 2007
Colorado Private Probation
New Clients by Gender

NON-DUI/DWAI PRIVATE PROBATION									
TYPE:	Female		Male		Unknown	TOTAL NEW CLIENTS			
	Number	%	Number	%		Number	%		
DISTRICT	Number	%	Number	%	Number	%	Number	%	
1	266	27%	710	73%	1	0%	977	100%	
2	0	0%	0	0%	0	0%	0	0%	
3	0	0%	0	0%	0	0%	0	0%	
4	213	29%	533	71%	1	0%	747	100%	
5	14	17%	67	83%	0	0%	81	100%	
6	22	39%	35	61%	0	0%	57	100%	
7	2	100%	0	0%	0	0%	2	100%	
8	148	28%	387	72%	0	0%	535	100%	
9	57	29%	142	71%	0	0%	199	100%	
10	49	38%	81	62%	0	0%	130	100%	
11	23	28%	60	72%	0	0%	83	100%	
12	55	30%	126	69%	2	1%	183	100%	
13	19	26%	53	74%	0	0%	72	100%	
14	0	0%	0	0%	0	0%	0	0%	
15	0	0%	0	0%	0	0%	0	0%	
16	0	0%	0	0%	0	0%	0	0%	
17	211	31%	471	69%	1	0%	683	100%	
18	306	36%	535	64%	0	0%	841	100%	
19	165	32%	346	68%	0	0%	511	100%	
20	193	24%	617	76%	1	0%	811	100%	
21	132	29%	321	71%	2	0%	455	100%	
22	15	28%	39	72%	0	0%	54	100%	
STATE	1,890	29%	4,523	70%	8	0%	6,421	100%	

DUI/DWAI PRIVATE PROBATION									
TYPE:	Female		Male		Unknown	TOTAL NEW CLIENTS			
	Number	%	Number	%		Number	%		
DISTRICT	Number	%	Number	%	Number	%	Number	%	
1	220	23%	756	77%	0	0%	976	100%	
2	0	0%	0	0%	0	0%	0	0%	
3	0	0%	0	0%	0	0%	0	0%	
4	69	17%	338	83%	0	0%	407	100%	
5	19	17%	89	82%	1	1%	109	100%	
6	0	0%	2	0%	0	0%	2	0%	
7	0	0%	1	0%	0	0%	1	0%	
8	10	18%	47	82%	0	0%	57	100%	
9	3	20%	12	80%	0	0%	15	100%	
10	0	0%	1	0%	0	0%	1	0%	
11	60	19%	248	81%	0	0%	308	100%	
12	100	30%	235	70%	0	0%	335	100%	
13	0	0%	1	100%	0	0%	1	100%	
14	0	0%	0	0%	0	0%	0	0%	
15	0	0%	0	0%	0	0%	0	0%	
16	2	33%	4	67%	0	0%	6	100%	
17	51	23%	167	77%	0	0%	218	100%	
18	470	26%	1,306	74%	0	0%	1,776	100%	
19	12	12%	87	88%	0	0%	99	100%	
20	235	29%	570	71%	0	0%	805	100%	
21	34	26%	98	74%	0	0%	132	100%	
22	54	30%	128	70%	0	0%	182	100%	
STATE	1,339	25%	4,090	75%	1	0%	5,430	100%	

Note: Percentages may not total 100 percent because of rounding.

Source: Private Probation Monthly Statistical Reports for July 2006- June 2007.

FY 2007
Colorado Private Probation: Non-DUI/DWAI
New Clients by Age

NON- DUI/DWAI PRIVATE PROBATION																
DISTRICT	12-17 Years		18-20 Years		21-24 Years		25-32 Years		33-39 Years		40 and above		Unknown		TOTAL NEW CLIENTS	
	Number	%	Number	%	Number	%	Number	%	Number	%	Number	%	Number	%	Number	%
1	6	1%	124	13%	163	17%	235	24%	167	17%	281	29%	1	0%	977	100%
2	0	0%	0	0%	0	0%	0	0%	0	0%	0	0%	0	0%	0	0%
3	0	0%	0	0%	0	0%	0	0%	0	0%	0	0%	0	0%	0	0%
4	0	0%	82	11%	158	21%	221	30%	121	16%	165	22%	0	0%	747	100%
5	0	0%	10	12%	17	21%	27	33%	15	19%	12	15%	0	0%	81	100%
6	0	0%	18	32%	9	16%	13	23%	6	11%	10	18%	1	2%	57	100%
7	0	0%	0	0%	0	0%	0	0%	2	100%	0	0%	0	0%	2	100%
8	0	0%	80	15%	121	23%	137	26%	72	13%	123	23%	2	0%	535	100%
9	0	0%	32	16%	33	17%	55	28%	35	18%	44	22%	0	0%	199	100%
10	0	0%	19	15%	28	22%	33	25%	29	22%	21	16%	0	0%	130	100%
11	3	4%	19	23%	14	17%	12	14%	11	13%	24	29%	0	0%	83	100%
12	10	5%	57	31%	21	11%	31	17%	20	11%	44	24%	0	0%	183	100%
13	0	0%	7	10%	14	19%	21	29%	17	24%	13	18%	0	0%	72	100%
14	0	0%	0	0%	0	0%	0	0%	0	0%	0	0%	0	0%	0	0%
15	0	0%	0	0%	0	0%	0	0%	0	0%	0	0%	0	0%	0	0%
16	0	0%	0	0%	0	0%	0	0%	0	0%	0	0%	0	0%	0	0%
17	0	0%	101	15%	125	18%	189	28%	116	17%	152	22%	0	0%	683	100%
18	1	0%	140	17%	165	20%	208	25%	148	18%	179	21%	0	0%	841	100%
19	0	0%	65	13%	108	21%	150	29%	70	14%	118	23%	0	0%	511	100%
20	6	1%	182	22%	175	22%	195	24%	113	14%	140	17%	0	0%	811	100%
21	0	0%	83	18%	86	19%	122	27%	70	15%	94	21%	0	0%	455	100%
22	0	0%	12	22%	6	11%	16	30%	7	13%	13	24%	0	0%	54	100%
STATE	26	0%	1,031	16%	1,243	19%	1,665	26%	1,019	16%	1,433	22%	4	0%	6,421	100%

Note: Percentages may not total 100 percent because of rounding.

FY 2007
Colorado Private Probation : DUI/DWAI
New Clients by Age

TYPE:		12-17 Years		18-20 Years		21-24 Years		25-32 Years		33-39 Years		40 and above		Unknown		TOTAL NEW CLIENTS		
DISTRICT	Number	%	Number	%	Number	%	Number	%	Number	%	Number	%	Number	%	Number	%	Number	%
1	2	0%	43	4%	126	13%	248	25%	171	18%	386	40%	0	0%	976	100%		
2	0	0%	0	0%	0	0%	0	0%	0	0%	0	0%	0	0%	0	0%		
3	0	0%	0	0%	0	0%	0	0%	0	0%	0	0%	0	0%	0	0%		
4	1	0%	14	3%	67	16%	112	28%	67	16%	146	36%	0	0%	407	100%		
5	0	0%	7	6%	19	17%	34	31%	15	14%	34	31%	0	0%	109	100%		
6	0	0%	0	0%	0	0%	1	0%	0	0%	1	0%	0	0%	2	100%		
7	0	0%	0	0%	0	0%	1	100%	0	0%	0	0%	0	0%	1	100%		
8	0	0%	2	4%	7	12%	8	14%	16	28%	24	42%	0	0%	57	100%		
9	0	0%	0	0%	2	13%	4	27%	2	13%	7	47%	0	0%	15	100%		
10	0	0%	0	0%	0	0%	0	0%	1	100%	0	0%	0	0%	1	100%		
11	6	2%	10	3%	53	17%	67	22%	43	14%	129	42%	0	0%	308	100%		
12	15	4%	36	11%	72	21%	76	23%	39	12%	97	29%	0	0%	335	100%		
13	0	0%	0	0%	0	0%	0	0%	0	0%	1	100%	0	0%	1	100%		
14	0	0%	0	0%	0	0%	0	0%	0	0%	0	0%	0	0%	0	0%		
15	0	0%	0	0%	0	0%	0	0%	0	0%	0	0%	0	0%	0	0%		
16	0	0%	0	0%	2	33%	2	33%	1	17%	1	17%	0	0%	6	0%		
17	1	0%	8	4%	34	16%	58	27%	45	21%	72	33%	0	0%	218	100%		
18	17	1%	124	7%	310	17%	507	29%	308	17%	510	29%	0	0%	1,776	100%		
19	0	0%	3	3%	13	13%	27	27%	27	27%	29	29%	0	0%	99	100%		
20	11	1%	78	10%	183	23%	243	30%	98	12%	190	24%	2	0%	805	100%		
21	0	0%	10	8%	20	15%	36	27%	24	18%	42	32%	0	0%	132	100%		
22	1	1%	22	12%	34	19%	38	21%	39	21%	48	26%	0	0%	182	100%		
STATE	54	1%	357	7%	942	17%	1,462	27%	896	17%	1,717	32%	2	0%	5,430	100%		

Note: Percentages may not total 100 percent because of rounding.

**Colorado Private Probation: Non-DUI/DWAI
New Clients by Ethnic Group**

NON-DUI/DWAI PRIVATE PROBATION														
TYPE: DISTRICT	Caucasian		African American		Asian		Hispanic		Native American		Other		TOTAL NEW CLIENTS	
	Number	%	Number	%	Number	%	Number	%	Number	%	Number	%	Number	%
1	865	89%	37	4%	10	1%	47	5%	6	1%	12	1%	977	100%
2	0	0%	0	0%	0	0%	0	0%	0	0%	0	0%	0	0%
3	0	0%	0	0%	0	0%	0	0%	0	0%	0	0%	0	0%
4	507	68%	120	16%	11	1%	95	13%	3	0%	11	1%	747	100%
5	61	75%	2	2%	0	0%	16	20%	1	1%	1	1%	81	100%
6	47	82%	0	0%	0	0%	2	4%	7	12%	1	2%	57	100%
7	2	100%	0	0%	0	0%	0	0%	0	0%	0	0%	2	100%
8	493	92%	15	3%	1	0%	17	3%	2	0%	7	1%	535	100%
9	163	82%	2	1%	0	0%	30	15%	2	1%	2	1%	199	100%
10	89	68%	4	3%	0	0%	36	28%	0	0%	1	1%	130	100%
11	76	92%	1	1%	0	0%	5	6%	0	0%	1	1%	83	100%
12	118	64%	3	2%	0	0%	56	31%	4	2%	2	1%	183	100%
13	69	96%	0	0%	0	0%	2	3%	1	1%	0	0%	72	100%
14	0	0%	0	0%	0	0%	0	0%	0	0%	0	0%	0	0%
15	0	0%	0	0%	0	0%	0	0%	0	0%	0	0%	0	0%
16	0	0%	0	0%	0	0%	0	0%	0	0%	0	0%	0	0%
17	602	88%	18	3%	13	2%	46	7%	4	1%	0	0%	683	100%
18	633	75%	129	15%	15	2%	58	7%	5	1%	1	0%	841	100%
19	423	83%	9	2%	1	0%	77	15%	0	0%	1	0%	511	100%
20	758	93%	16	2%	7	1%	27	3%	1	0%	2	0%	811	100%
21	386	85%	5	1%	1	0%	51	11%	7	2%	5	1%	455	100%
22	30	56%	0	0%	1	2%	3	6%	19	35%	1	2%	54	100%
STATE	5,322	83%	361	6%	60	1%	568	9%	62	1%	48	1%	6,421	100%

Note: Percentages may not total 100 percent because of rounding.

Source: Private Probation Monthly Statistical Reports for July 2006- June 2007.

FY 2007
Colorado Private Probation: DUI/DWAI
New Clients by Ethnic Group

DUI/DWAI PRIVATE PROBATION														
TYPE:	Caucasian		African American		Asian		Hispanic		Native American		Other		TOTAL NEW CLIENTS	
	DISTRICT	Number	%	Number	%	Number	%	Number	%	Number	%	Number	%	Number
1	836	86%	13	1%	10	1%	110	11%	6	1%	1	0%	976	100%
2	0	0%	0	0%	0	0%	0	0%	0	0%	0	0%	0	0%
3	0	0%	0	0%	0	0%	0	0%	0	0%	0	0%	0	0%
4	285	70%	43	11%	4	1%	67	16%	7	2%	1	0%	407	100%
5	88	81%	0	0%	0	0%	20	18%	0	0%	1	1%	109	100%
6	2	100%	0	0%	0	0%	0	0%	0	0%	0	0%	2	100%
7	1	100%	0	0%	0	0%	0	0%	0	0%	0	0%	1	100%
8	48	84%	2	4%	0	0%	7	12%	0	0%	0	0%	57	100%
9	13	87%	0	0%	0	0%	2	13%	0	0%	0	0%	15	100%
10	1	100%	0	0%	0	0%	0	0%	0	0%	0	0%	1	100%
11	284	92%	3	1%	2	1%	17	6%	2	1%	0	0%	308	100%
12	245	73%	5	1%	0	0%	81	24%	3	1%	1	0%	335	100%
13	0	0%	0	0%	0	0%	1	100%	0	0%	0	0%	1	100%
14	0	0%	0	0%	0	0%	0	0%	0	0%	0	0%	0	0%
15	0	0%	0	0%	0	0%	0	0%	0	0%	0	0%	0	0%
16	5	83%	0	0%	0	0%	1	17%	0	0%	0	0%	6	100%
17	157	72%	5	2%	1	0%	49	22%	5	2%	1	0%	218	100%
18	1,414	80%	146	8%	36	2%	171	10%	2	0%	7	0%	1,776	100%
19	43	43%	1	1%	0	0%	54	55%	1	1%	0	0%	99	100%
20	720	89%	15	2%	10	1%	51	6%	3	0%	6	1%	805	100%
21	119	90%	1	1%	0	0%	11	8%	1	1%	0	0%	132	100%
22	81	45%	0	0%	0	0%	13	7%	88	48%	0	0%	182	100%
STATE	4,342	80%	234	4%	63	1%	655	12%	118	2%	18	0%	5,430	100%

Note: Percentages may not total 100 percent because of rounding.

Source: Private Probation Monthly Statistical Reports for July 2006- June 2007.

FY 2007
Colorado Private Probation
Successful/Unsuccessful Terminations

NON-DUI/DWAI PRIVATE PROBATION									
TYPE:	SUCCESSFUL TERMINATIONS		UNSUCCESSFUL TERMINATIONS				TOTAL TERMINATIONS		
	Number	%	Revoked	Number	%	Absconded	Number	%	
DISTRICT	Number	%	Number	%	Number	%	Number	%	
1	598	69%	99	11%	167	19%	864	100%	
2	0	0%	0	0%	0	0%	0	0%	
3	0	0%	0	0%	0	0%	0	0%	
4	240	55%	64	15%	129	30%	433	100%	
5	60	75%	1	1%	19	24%	80	100%	
6	29	94%	0	0%	2	6%	31	100%	
7	11	100%	0	0%	0	0%	11	100%	
8	301	76%	17	4%	80	20%	398	100%	
9	87	78%	0	0%	24	22%	111	100%	
10	168	84%	12	6%	19	10%	199	100%	
11	32	84%	2	5%	4	11%	38	100%	
12	122	77%	25	16%	11	7%	158	100%	
13	65	79%	6	7%	11	13%	82	100%	
14	0	0%	0	0%	0	0%	0	0%	
15	0	0%	0	0%	0	0%	0	0%	
16	0	0%	0	0%	0	0%	0	0%	
17	426	76%	54	10%	83	15%	563	100%	
18	956	84%	76	7%	112	10%	1,144	100%	
19	187	70%	17	6%	65	24%	269	100%	
20	536	70%	138	18%	93	12%	767	100%	
21	205	73%	47	17%	30	11%	282	100%	
22	5	42%	2	17%	5	42%	12	100%	
STATE	4,028	74%	560	10%	854	16%	5,442	100%	

DUI/DWAI PRIVATE PROBATION									
TYPE:	SUCCESSFUL TERMINATIONS		UNSUCCESSFUL TERMINATIONS				TOTAL TERMINATIONS		
	Number	%	Revoked	Number	%	Absconded	Number	%	
DISTRICT	Number	%	Number	%	Number	%	Number	%	
1	433	70%	62	10%	124	20%	619	100%	
2	0	0%	0	0%	0	0%	0	0%	
3	0	0%	0	0%	0	0%	0	0%	
4	158	52%	81	27%	66	22%	305	100%	
5	83	79%	0	0%	22	21%	105	100%	
6	0	0%	0	0%	0	0%	0	0%	
7	0	0%	0	0%	0	0%	0	0%	
8	21	68%	4	13%	6	19%	31	100%	
9	2	33%	0	0%	4	67%	6	100%	
10	1	100%	0	0%	0	0%	1	100%	
11	259	92%	6	2%	17	6%	282	100%	
12	262	69%	65	17%	52	14%	379	100%	
13	0	0%	1	100%	0	0%	1	100%	
14	0	0%	0	0%	0	0%	0	0%	
15	0	0%	0	0%	0	0%	0	0%	
16	0	0%	0	0%	0	0%	0	0%	
17	179	74%	38	16%	25	10%	242	100%	
18	2,115	83%	136	5%	297	12%	2,548	100%	
19	14	47%	4	13%	12	40%	30	100%	
20	310	83%	36	10%	26	7%	372	100%	
21	63	78%	10	12%	8	10%	81	100%	
22	96	65%	17	11%	35	24%	148	100%	
STATE	3,996	78%	460	9%	694	13%	5,150	100%	

Key: *Successful Terminations*: This number is exclusively private successful terminations.

Unsuccessful Terminations: This column includes probationers supervised by private who were revoked or absconded. A revocation is defined as a termination from probation supervision for a technical violation, new misdemeanor, or new felony. A revocation to Community Corrections is NOT included in this section. These offenders are not included on this table as they are still under the supervision and jurisdiction of probation. Absconders refers to probationers who become fugitives and are no longer compliant with probation supervision.

Total Terminations: In this table only, the total terminations include: revocations, absconders and successful terminations from probation supervision. Additional types of private probation closures are included in Table 59 and 60.

Note: Percentages may not total 100 percent because of rounding.

Source: Private Probation Monthly Statistical Reports for July 2006- June 2007.

FY 2007
Colorado Private Probation: Non- DUI/DWAI
All Closure Types

TYPE:		Successful		Revoked		Absconded		Courtesy Closure (sent back to original jurisdiction)		Community Corrections Discharge		Deported		Death		Administrative Closure		TOTAL CLOSURES		
		Number	%	Number	%	Number	%	Number	%	Number	%	Number	%	Number	%	Number	%	Number	%	
DISTRICT																				
1		598	66%	99	11%	167	19%	29	3%	0	0%	0	0%	4	0%	3	0%	900	100%	
2		0	0%	0	0%	0	0%	0	0%	0	0%	0	0%	0	0%	0	0%	0	0%	
3		0	0%	0	0%	0	0%	0	0%	0	0%	0	0%	0	0%	0	0%	0	0%	
4		240	47%	64	13%	129	25%	30	6%	8	2%	32	6%	2	0%	1	0%	506	100%	
5		60	71%	1	1%	19	22%	2	2%	0	0%	0	0%	1	1%	2	2%	85	100%	
6		29	91%	0	0%	2	6%	1	3%	0	0%	0	0%	0	0%	0	0%	32	100%	
7		11	79%	0	0%	0	0%	3	21%	0	0%	0	0%	0	0%	0	0%	14	100%	
8		301	72%	17	4%	80	19%	17	4%	0	0%	0	0%	2	0%	1	0%	418	100%	
9		87	71%	0	0%	24	20%	7	6%	0	0%	2	2%	2	2%	0	0%	122	100%	
10		168	72%	12	5%	19	8%	27	12%	0	0%	0	0%	0	0%	7	3%	233	100%	
11		32	73%	2	5%	4	9%	5	11%	0	0%	0	0%	0	0%	1	2%	44	100%	
12		122	76%	25	16%	11	7%	0	0%	0	0%	0	0%	1	1%	2	1%	161	100%	
13		65	77%	6	7%	11	13%	1	1%	0	0%	0	0%	0	0%	1	1%	84	100%	
14		0	0%	0	0%	0	0%	0	0%	0	0%	0	0%	0	0%	0	0%	0	0%	
15		0	0%	0	0%	0	0%	0	0%	0	0%	0	0%	0	0%	0	0%	0	0%	
16		0	0%	0	0%	0	0%	0	0%	0	0%	0	0%	0	0%	0	0%	0	0%	
17		426	76%	54	10%	83	15%	0	0%	0	0%	0	0%	0	0%	0	0%	563	100%	
18		956	80%	76	6%	112	9%	45	4%	0	0%	1	0%	4	0%	6	1%	1,200	100%	
19		187	54%	17	5%	65	19%	61	18%	3	1%	3	1%	5	1%	4	1%	345	100%	
20		536	67%	138	17%	93	12%	30	4%	0	0%	0	0%	4	0%	0	0%	801	100%	
21		205	69%	47	16%	30	10%	10	3%	0	0%	0	0%	3	1%	0	0%	295	100%	
22		5	42%	2	17%	5	42%	0	0%	0	0%	0	0%	0	0%	0	0%	12	100%	
STATE		4,028	69%	560	10%	854	15%	268	5%	11	0%	38	1%	28	0%	28	0%	5,815	100%	

Note: Percentages may not total 100 percent because of rounding.

Source: Private Probation Monthly Statistical Reports for July 2006- June 2007.

FY 2007
Colorado Private Probation: DUI/DWAI
All Closure Types

DUI/DWAI PRIVATE PROBATION

TYPE: DISTRICT	Successful		Revoked		Absconded		Courtesy Closure (sent back to original jurisdiction)		Community Corrections Discharge		Deported		Death		Administrative Closure		TOTAL CLOSURES	
	Number	%	Number	%	Number	%	Number	%	Number	%	Number	%	Number	%	Number	%	Number	%
1	433	68%	62	10%	124	20%	4	1%	0	0%	0	0%	4	1%	6	1%	633	100%
2	0	0%	0	0%	0	0%	0	0%	0	0%	0	0%	0	0%	0	0%	0	0%
3	0	0%	0	0%	0	0%	0	0%	0	0%	0	0%	0	0%	0	0%	0	0%
4	158	50%	81	25%	66	21%	4	1%	0	0%	4	1%	5	2%	0	0%	318	100%
5	83	77%	0	0%	22	20%	0	0%	0	0%	0	0%	0	0%	3	3%	108	100%
6	0	0%	0	0%	0	0%	1	100%	0	0%	0	0%	0	0%	0	0%	1	100%
7	0	0%	0	0%	0	0%	0	0%	0	0%	0	0%	0	0%	0	0%	0	0%
8	21	60%	4	11%	6	17%	4	11%	0	0%	0	0%	0	0%	0	0%	35	100%
9	2	29%	0	0%	4	57%	1	14%	0	0%	0	0%	0	0%	0	0%	7	100%
10	1	50%	0	0%	0	0%	1	50%	0	0%	0	0%	0	0%	0	0%	2	100%
11	259	92%	6	2%	17	6%	0	0%	0	0%	0	0%	0	0%	0	0%	282	100%
12	262	68%	65	17%	52	14%	0	0%	0	0%	1	0%	2	1%	1	0%	383	100%
13	0	0%	1	100%	0	0%	0	0%	0	0%	0	0%	0	0%	0	0%	1	100%
14	0	0%	0	0%	0	0%	0	0%	0	0%	0	0%	0	0%	0	0%	0	0%
15	0	0%	0	0%	0	0%	0	0%	0	0%	0	0%	0	0%	0	0%	0	0%
16	0	0%	0	0%	0	0%	0	0%	0	0%	0	0%	0	0%	0	0%	0	0%
17	179	74%	38	16%	25	10%	0	0%	0	0%	0	0%	0	0%	0	0%	242	100%
18	2,115	83%	136	5%	297	12%	7	0%	0	0%	1	0%	5	0%	1	0%	2,562	100%
19	14	38%	4	11%	12	32%	7	19%	0	0%	0	0%	0	0%	0	0%	37	100%
20	310	82%	36	9%	26	7%	6	2%	0	0%	0	0%	2	1%	0	0%	380	100%
21	63	78%	10	12%	8	10%	0	0%	0	0%	0	0%	0	0%	0	0%	81	100%
22	96	64%	17	11%	35	23%	0	0%	0	0%	0	0%	1	1%	0	0%	149	100%
STATE	3,996	77%	460	9%	694	13%	35	1%	0	0%	6	0%	19	0%	11	0%	5,221	100%

Note: Percentages may not total 100 percent because of rounding.

Source: Private Probation Monthly Statistical Reports for July 2006- June 2007.

**FY 2007
Colorado Private Probation
Types of Revocation**

NON-DUI/DWAI PRIVATE PROBATION									
TYPE: DISTRICT	New Felony		New Misdemeanor		Technical		TOTAL REVOCATIONS for Non-DUI/DWAI Private Cases		
	Number	%	Number	%	Number	%	Number	%	%
1	11	11%	30	30%	58	59%	99	100%	100%
2	0	0%	0	0%	0	0%	0	0%	0%
3	0	0%	0	0%	0	0%	0	0%	0%
4	19	30%	4	6%	41	64%	64	100%	100%
5	1	0%	0	0%	0	0%	1	100%	100%
6	0	0%	0	0%	0	0%	0	0%	0%
7	0	0%	0	0%	0	0%	0	0%	0%
8	2	12%	1	6%	14	82%	17	100%	100%
9	0	0%	0	0%	0	0%	0	0%	0%
10	1	8%	1	8%	10	83%	12	100%	100%
11	1	50%	0	0%	1	50%	2	100%	100%
12	1	4%	6	24%	18	72%	25	100%	100%
13	0	0%	1	17%	5	83%	6	100%	100%
14	0	0%	0	0%	0	0%	0	0%	0%
15	0	0%	0	0%	0	0%	0	0%	0%
16	0	0%	0	0%	0	0%	0	0%	0%
17	6	11%	8	15%	40	74%	54	100%	100%
18	7	9%	28	37%	41	54%	76	100%	100%
19	0	0%	4	24%	13	76%	17	100%	100%
20	7	5%	24	17%	107	78%	138	100%	100%
21	4	9%	4	9%	39	83%	47	100%	100%
22	0	0%	0	0%	2	100%	2	100%	100%
STATE	60	11%	111	20%	389	69%	560	100%	100%

DUI/DWAI PRIVATE PROBATION									
TYPE: DISTRICT	New Felony		New Misdemeanor		Technical		TOTAL REVOCATIONS for Private DUI/DWAI Cases		
	Number	%	Number	%	Number	%	Number	%	%
1	1	2%	14	23%	47	76%	62	100%	100%
2	0	0%	0	0%	0	0%	0	0%	0%
3	0	0%	0	0%	0	0%	0	0%	0%
4	1	1%	9	11%	71	88%	81	100%	100%
5	0	0%	0	0%	0	0%	0	0%	0%
6	0	0%	0	0%	0	0%	0	0%	0%
7	0	0%	0	0%	0	0%	0	0%	0%
8	0	0%	0	0%	4	0%	4	100%	100%
9	0	0%	0	0%	0	0%	0	0%	0%
10	0	0%	0	0%	0	0%	0	0%	0%
11	0	0%	2	33%	4	67%	6	100%	100%
12	4	6%	19	29%	42	65%	65	100%	100%
13	0	0%	0	0%	1	0%	1	100%	100%
14	0	0%	0	0%	0	0%	0	0%	0%
15	0	0%	0	0%	0	0%	0	0%	0%
16	0	0%	0	0%	0	0%	0	0%	0%
17	3	8%	16	42%	19	50%	38	100%	100%
18	5	4%	58	43%	73	54%	136	100%	100%
19	0	0%	0	0%	4	0%	4	100%	100%
20	2	6%	15	42%	19	53%	36	100%	100%
21	0	0%	2	20%	8	80%	10	100%	100%
22	1	6%	0	0%	16	94%	17	100%	100%
STATE	17	4%	135	29%	308	67%	460	100%	100%

Key: *New Felony:* Includes revocations for a new felony offense committed while on probation supervision.
New Misdemeanor: Includes revocations for a new misdemeanor offense committed while on probation supervision.
Technical: Includes revocations for technical probation supervision violations (i.e. drug use, non-compliance).
Total Revocations: Total includes all felony, misdemeanor, and technical violations resulting in a revocation from probation.

Note: Percentages may not total 100 percent because of rounding.

FY 2007
Colorado Private Probation
Length of Stay

NON-DUI PRIVATE PROBATION												
TYPE: 0-12 months 13-24 months 25-36 months 37 + months												TOTAL
DISTRICT	#	%	#	%	#	%	#	%	#	%	#	%
1	630	70%	209	23%	32	4%	29	3%	900	100%		
2	0	0%	0	0%	0	0%	0	0%	0	0%		
3	0	0%	0	0%	0	0%	0	0%	0	0%		
4	189	37%	218	43%	60	12%	39	8%	506	100%		
5	43	51%	37	44%	2	2%	3	4%	85	100%		
6	14	44%	15	47%	1	3%	2	6%	32	100%		
7	7	50%	6	43%	1	7%	0	0%	14	100%		
8	321	77%	86	21%	3	1%	8	2%	418	100%		
9	56	46%	60	49%	4	3%	2	2%	122	100%		
10	111	48%	68	29%	27	12%	27	12%	233	100%		
11	25	58%	16	37%	0	0%	2	5%	43	100%		
12	146	91%	13	8%	2	1%	0	0%	161	100%		
13	48	57%	31	37%	5	6%	0	0%	84	100%		
14	0	0%	0	0%	0	0%	0	0%	0	0%		
15	0	0%	0	0%	0	0%	0	0%	0	0%		
16	0	0%	0	0%	0	0%	0	0%	0	0%		
17	398	71%	153	27%	8	1%	4	1%	563	100%		
18	258	22%	732	61%	158	13%	52	4%	1,200	100%		
19	174	51%	150	44%	15	4%	5	1%	344	100%		
20	419	52%	294	37%	48	6%	40	5%	801	100%		
21	155	53%	114	39%	15	5%	11	4%	295	100%		
22	9	75%	3	25%	0	0%	0	0%	12	100%		
STATE	3,003	52%	2,205	38%	381	7%	224	4%	5,813	100%		

DUI PRIVATE PROBATION												
TYPE: 0-12 months 13-24 months 25-36 months 37 + months												TOTAL
DISTRICT	#	%	#	%	#	%	#	%	#	%	#	%
1	391	62%	225	36%	14	2%	3	0%	633	100%		
2	0	0%	0	0%	0	0%	0	0%	0	0%		
3	0	0%	0	0%	0	0%	0	0%	0	0%		
4	117	37%	178	56%	22	7%	1	0%	318	100%		
5	61	56%	39	36%	8	7%	0	0%	108	100%		
6	1	100%	0	0%	0	0%	0	0%	1	100%		
7	0	0%	0	0%	0	0%	0	0%	0	0%		
8	15	43%	20	57%	0	0%	0	0%	35	100%		
9	7	100%	0	0%	0	0%	0	0%	7	100%		
10	1	50%	1	50%	0	0%	0	0%	2	100%		
11	181	64%	96	34%	5	2%	0	0%	282	100%		
12	260	68%	121	32%	2	1%	0	0%	383	100%		
13	1	100%	0	0%	0	0%	0	0%	1	100%		
14	0	0%	0	0%	0	0%	0	0%	0	0%		
15	0	0%	0	0%	0	0%	0	0%	0	0%		
16	0	0%	0	0%	0	0%	0	0%	0	0%		
17	86	36%	143	59%	12	5%	1	0%	242	100%		
18	1,746	68%	727	28%	84	3%	5	0%	2,562	100%		
19	21	57%	15	41%	1	3%	0	0%	37	100%		
20	177	47%	172	45%	28	7%	3	1%	380	100%		
21	39	48%	31	38%	8	10%	3	4%	81	100%		
22	113	76%	33	22%	3	2%	0	0%	149	100%		
STATE	3,217	62%	1,801	34%	187	4%	16	0%	5,221	100%		

Note: Percentages may not total 100 percent because of rounding.

FY 2007
Colorado Private Probation
Active NON-DUI/DWAI PRIVATE Clients as of June 30, 2007

Risk Levels:		NON- DUI/DWAI PRIVATE PROBATION												TOTAL PRIVATE NON-DUI/DWAI PROBATION CLIENTS						
		New: w/in the first 30 days of supervision start date		Maximum		Medium		Minimum		Administrative		Community Corrections		Domestic Violence		Interstate		Number		%
DISTRICT	Number	%	Number	%	Number	%	Number	%	Number	%	Number	%	Number	%	Number	%	Number	%	Number	%
1	7	1%	18	1%	156	11%	673	48%	267	19%	0	0%	276	20%	2	0%	1,399	100%		
2	0	0%	0	0%	0	0%	0	0%	0	0%	0	0%	0	0%	0	0%	0	0%		
3	0	0%	0	0%	0	0%	0	0%	0	0%	0	0%	0	0%	0	0%	0	0%		
4	7	1%	15	1%	131	11%	256	22%	443	38%	1	0%	322	27%	1	0%	1,176	100%		
5	0	0%	2	2%	24	18%	80	61%	5	4%	0	0%	21	16%	0	0%	132	100%		
6	0	0%	1	2%	3	5%	43	67%	10	16%	0	0%	7	11%	0	0%	64	100%		
7	0	0%	0	0%	4	13%	28	88%	0	0%	0	0%	0	0%	0	0%	32	100%		
8	13	2%	0	0%	23	4%	360	67%	40	7%	0	0%	104	19%	0	0%	540	100%		
9	2	1%	2	1%	15	6%	82	34%	12	5%	0	0%	130	53%	0	0%	243	100%		
10	2	1%	1	0%	25	8%	144	48%	5	2%	1	0%	124	41%	0	0%	302	100%		
11	0	0%	0	0%	26	20%	68	53%	6	5%	0	0%	29	22%	0	0%	129	100%		
12	4	3%	1	1%	19	15%	76	62%	15	12%	0	0%	8	7%	0	0%	123	100%		
13	4	4%	1	1%	6	6%	30	28%	5	5%	0	0%	60	57%	0	0%	106	100%		
14	0	0%	0	0%	0	0%	0	0%	0	0%	0	0%	0	0%	0	0%	0	0%		
15	0	0%	0	0%	0	0%	0	0%	0	0%	0	0%	0	0%	0	0%	0	0%		
16	0	0%	0	0%	0	0%	1	50%	1	50%	0	0%	0	0%	0	0%	2	100%		
17	49	7%	7	1%	73	11%	425	63%	104	15%	0	0%	19	3%	0	0%	677	100%		
18	6	0%	0	0%	29	1%	1,342	56%	242	10%	0	0%	757	32%	0	0%	2,376	100%		
19	4	1%	1	0%	59	9%	227	36%	56	9%	0	0%	288	45%	2	0%	637	100%		
20	16	1%	17	2%	135	12%	594	54%	227	21%	1	0%	103	9%	2	0%	1,095	100%		
21	7	1%	7	1%	69	12%	367	65%	39	7%	0	0%	75	13%	0	0%	564	100%		
22	4	9%	0	0%	8	17%	21	45%	3	6%	0	0%	11	23%	0	0%	47	100%		
STATE	125	1%	73	1%	805	8%	4,817	50%	1,480	15%	3	0%	2,334	24%	7	0%	9,644	100%		

Note: Percentages may not total 100 percent because of rounding.

Source: Private Probation Monthly Statistical Reports for July 2006- June 2007.

TABLE 64

FY 2007
Colorado Private Probation
Active DUI/DWAI Clients as of June 30, 2007

DUI/DWAI PRIVATE PROBATION																
DISTRICT	New: w/in the first 30 days of supervision start date		Maximum		Medium		Minimum		Administrative		Community Corrections		Interstate		TOTAL DUI/DWAI PRIVATE PROBATION CLIENTS	
	Number	%	Number	%	Number	%	Number	%	Number	%	Number	%	Number	%	Number	%
1	10	1%	18	1%	154	13%	386	32%	647	53%	0	0%	1	0%	1,216	100%
2	0	0%	0	0%	0	0%	0	0%	0	0%	0	0%	0	0%	0	0%
3	0	0%	0	0%	0	0%	0	0%	0	0%	0	0%	0	0%	0	0%
4	2	0%	3	0%	6	1%	3	0%	728	98%	0	0%	2	0%	744	100%
5	2	2%	1	1%	17	13%	78	61%	30	23%	0	0%	0	0%	128	100%
6	0	0%	0	0%	0	0%	0	0%	0	0%	0	0%	0	0%	0	0%
7	0	0%	0	0%	3	25%	7	58%	2	17%	0	0%	0	0%	12	100%
8	8	9%	0	0%	9	11%	65	76%	3	4%	0	0%	0	0%	85	100%
9	1	4%	1	4%	5	19%	13	50%	6	23%	0	0%	0	0%	26	100%
10	1	50%	0	0%	1	50%	0	0%	0	0%	0	0%	0	0%	2	100%
11	4	1%	2	0%	31	7%	334	77%	60	14%	0	0%	0	0%	431	100%
12	17	4%	4	1%	33	9%	255	67%	70	18%	0	0%	0	0%	379	100%
13	0	0%	0	0%	1	100%	0	0%	0	0%	0	0%	0	0%	1	100%
14	0	0%	0	0%	0	0%	0	0%	0	0%	0	0%	0	0%	0	0%
15	0	0%	0	0%	0	0%	0	0%	0	0%	0	0%	0	0%	0	0%
16	1	11%	1	11%	0	0%	7	78%	0	0%	0	0%	0	0%	9	100%
17	11	3%	2	1%	46	13%	234	68%	49	14%	0	0%	0	0%	342	100%
18	33	0%	0	0%	17	0%	0	0%	3,070	98%	0	0%	0	0%	3,120	98%
19	2	1%	2	1%	34	20%	96	55%	39	23%	0	0%	0	0%	173	100%
20	1	0%	3	0%	47	5%	778	75%	213	20%	0	0%	0	0%	1,042	100%
21	2	1%	4	2%	19	10%	124	65%	43	22%	0	0%	0	0%	192	100%
22	8	4%	1	0%	42	20%	142	66%	22	10%	0	0%	0	0%	215	100%
STATE	103	1%	42	1%	465	6%	2,522	31%	4,982	61%	0	0%	3	0%	8,117	100%

Note: Percentages may not total 100 percent because of rounding.

Source: Private Probation Monthly Statistical Reports for July 2006- June 2007.



An Oath ...

I do solemnly, sincerely, and truly declare and affirm that I will support the Constitution of the United States, and of the State of Colorado, and will faithfully perform the duties of the Office of Probation Officer upon which I am about to enter.

**Colorado Probation:
Regular Juvenile Probation**

FY 2007
Colorado State Juvenile Probation
Investigations

TYPE: DISTRICT	Sex Offender Investigations		Pre- Sentence Investigations		Updated Pre- Sentence Investigations		Intake Evaluations		Interstate Investigations to Colorado		Administrative Investigations (additional cases)		TOTAL INVESTIGATIONS	
	Number	%	Number	%	Number	%	Number	%	Number	%	Number	%	Number	%
1	34	11%	232	78%	1	0%	0	0%	2	1%	30	10%	299	100%
2	41	7%	557	91%	0	0%	0	0%	2	0%	10	2%	610	100%
3	0	0%	21	60%	0	0%	0	0%	2	6%	12	34%	35	100%
4	2	1%	221	80%	0	0%	0	0%	20	7%	32	12%	275	100%
5	6	7%	56	64%	2	2%	0	0%	0	0%	23	26%	87	100%
6	5	9%	49	84%	0	0%	0	0%	3	5%	1	2%	58	100%
7	1	1%	58	73%	12	15%	0	0%	2	3%	6	8%	79	100%
8	9	6%	128	85%	1	1%	0	0%	1	1%	11	7%	150	100%
9	0	0%	99	87%	6	5%	1	1%	4	4%	4	4%	114	100%
10	4	25%	8	50%	0	0%	0	0%	0	0%	4	25%	16	100%
11	0	0%	4	44%	0	0%	0	0%	5	56%	0	0%	9	100%
12	4	8%	41	79%	0	0%	0	0%	2	4%	5	10%	52	100%
13	1	2%	39	70%	5	9%	0	0%	5	9%	6	11%	56	100%
14	0	0%	47	65%	3	4%	0	0%	1	1%	21	29%	72	100%
15	1	20%	1	20%	0	0%	0	0%	0	0%	3	60%	5	100%
16	6	35%	9	53%	0	0%	0	0%	0	0%	2	12%	17	100%
17	20	8%	225	85%	0	0%	0	0%	1	0%	19	7%	265	100%
18	42	44%	30	31%	0	0%	0	0%	11	11%	13	14%	96	100%
19	17	9%	109	55%	2	1%	0	0%	11	6%	61	31%	200	100%
20	2	8%	19	79%	0	0%	0	0%	0	0%	3	13%	24	100%
21	9	13%	39	58%	0	0%	0	0%	0	0%	19	28%	67	100%
22	0	0%	44	81%	1	2%	0	0%	4	7%	5	9%	54	100%
STATE	204	8%	2,036	77%	33	1%	1	0%	76	3%	290	11%	2,640	100%

Note: Percentages may not total 100 percent because of rounding

Source: Regular Juvenile Monthly Statistical Reports submitted by probation districts for July 2006- June 2007.

FY 2007
Colorado State Juvenile Probation
New Clients by Supervision Type

TYPE: DISTRICT	Probation		Probation Revoked and Resentenced		Deferred Adjudication		Interstate Transfers to Colorado		Change of Venue		TOTAL NEW CLIENTS	
	Number	%	Number	%	Number	%	Number	%	Number	%	Number	%
1	560	84%	8	1%	22	3%	9	1%	65	10%	664	100%
2	461	61%	28	4%	16	2%	5	1%	243	32%	753	100%
3	23	50%	0	0%	19	41%	0	0%	4	9%	46	100%
4	516	93%	3	1%	17	3%	14	3%	5	1%	555	100%
5	74	89%	2	2%	2	2%	0	0%	5	6%	83	100%
6	54	83%	1	2%	4	6%	3	5%	3	5%	65	100%
7	58	77%	0	0%	8	11%	1	1%	8	11%	75	100%
8	120	47%	12	5%	91	35%	3	1%	32	12%	258	100%
9	30	34%	0	0%	50	57%	2	2%	6	7%	88	100%
10	101	42%	3	1%	105	44%	0	0%	32	13%	241	100%
11	116	65%	2	1%	51	28%	4	2%	6	3%	179	100%
12	30	29%	1	1%	65	63%	4	4%	3	3%	103	100%
13	41	51%	0	0%	25	31%	3	4%	11	14%	80	100%
14	36	56%	0	0%	22	34%	1	2%	5	8%	64	100%
15	16	53%	0	0%	11	37%	1	3%	2	7%	30	100%
16	50	68%	2	3%	16	22%	1	1%	4	5%	73	100%
17	365	64%	11	2%	26	5%	6	1%	165	29%	573	100%
18	607	61%	7	1%	246	25%	10	1%	124	12%	994	100%
19	460	83%	7	1%	63	11%	10	2%	16	3%	556	100%
20	113	40%	2	1%	164	58%	1	0%	2	1%	282	100%
21	199	88%	3	1%	4	2%	8	4%	13	6%	227	100%
22	29	71%	0	0%	9	22%	3	7%	0	0%	41	100%
STATE	4,059	67%	92	2%	1,036	17%	89	1%	754	13%	6,030	100%

Note: Percentages may not total 100 percent because of rounding

Source: Regular Juvenile Monthly Statistical Reports submitted by probation districts for July 2006- June 2007.

FY 2007
Colorado State Juvenile Probation
New Clients by Gender

TYPE: DISTRICT	Female		Male		Unknown		TOTAL NEW CLIENTS	
	Number	%	Number	%	Number	%	Number	%
1	147	22%	515	78%	2	0%	664	100%
2	123	16%	628	83%	2	0%	753	100%
3	10	22%	36	78%	0	0%	46	100%
4	134	24%	421	76%	0	0%	555	100%
5	9	11%	71	86%	3	4%	83	100%
6	13	20%	51	78%	1	2%	65	100%
7	15	20%	60	80%	0	0%	75	100%
8	64	25%	193	75%	1	0%	258	100%
9	17	19%	71	81%	0	0%	88	100%
10	64	27%	177	73%	0	0%	241	100%
11	56	31%	123	69%	0	0%	179	100%
12	40	39%	63	61%	0	0%	103	100%
13	22	28%	58	73%	0	0%	80	100%
14	13	20%	50	78%	1	2%	64	100%
15	5	17%	25	83%	0	0%	30	100%
16	15	21%	58	79%	0	0%	73	100%
17	119	21%	452	79%	2	0%	573	100%
18	216	22%	777	78%	1	0%	994	100%
19	155	28%	401	72%	0	0%	556	100%
20	76	27%	206	73%	0	0%	282	100%
21	64	28%	163	72%	0	0%	227	100%
22	15	37%	26	63%	0	0%	41	100%
STATE	1,392	23%	4,625	77%	13	0%	6,030	100%

Note: Percentages may not total 100 percent because of rounding

Source: Regular Juvenile Monthly Statistical Reports submitted by probation districts for July 2006- June 2007.

FY 2007
Colorado State Juvenile Probation
New Clients by Age

TYPE: DISTRICT	10-14 Years		15 Years		16 Years		17 Years		18+ Years ¹		Unknown		TOTAL NEW CLIENTS	
	Number	%	Number	%	Number	%	Number	%	Number	%	Number	%	Number	%
1	148	22%	123	19%	148	22%	160	24%	85	13%	0	0%	664	100%
2	157	21%	152	20%	168	22%	157	21%	119	16%	0	0%	753	100%
3	12	26%	9	20%	9	20%	11	24%	5	11%	0	0%	46	100%
4	137	25%	108	19%	119	21%	131	24%	60	11%	0	0%	555	100%
5	18	22%	10	12%	20	24%	20	24%	15	18%	0	0%	83	100%
6	22	34%	8	12%	8	12%	21	32%	6	9%	0	0%	65	100%
7	17	23%	9	12%	17	23%	24	32%	8	11%	0	0%	75	100%
8	48	19%	53	21%	40	16%	85	33%	32	12%	0	0%	258	100%
9	23	26%	13	15%	21	24%	20	23%	11	13%	0	0%	88	100%
10	56	23%	53	22%	46	19%	61	25%	25	10%	0	0%	241	100%
11	50	28%	42	23%	30	17%	41	23%	16	9%	0	0%	179	100%
12	30	29%	18	17%	22	21%	21	20%	12	12%	0	0%	103	100%
13	15	19%	16	20%	15	19%	25	31%	9	11%	0	0%	80	100%
14	10	16%	8	13%	15	23%	22	34%	9	14%	0	0%	64	100%
15	8	27%	8	27%	6	20%	7	23%	1	3%	0	0%	30	100%
16	19	26%	13	18%	20	27%	14	19%	7	10%	0	0%	73	100%
17	130	23%	113	20%	113	20%	139	24%	78	14%	0	0%	573	100%
18	247	25%	170	17%	219	22%	220	22%	138	14%	0	0%	994	100%
19	153	28%	124	22%	104	19%	118	21%	57	10%	0	0%	556	100%
20	57	20%	46	16%	74	26%	84	30%	21	7%	0	0%	282	100%
21	51	22%	51	22%	45	20%	52	23%	28	12%	0	0%	227	100%
22	7	17%	9	22%	13	32%	7	17%	5	12%	0	0%	41	100%
STATE	1,415	23%	1,156	19%	1,272	21%	1,440	24%	747	12%	0	0%	6,030	100%

¹**18+ Years:** Youth in this category committed their crime while still under the age of 18 but were new to probation after they turned 18.

Note: Percentages may not total 100 percent because of rounding

Source: Regular Juvenile Monthly Statistical Reports submitted by probation districts for July 2006- June 2007.

TABLE 69

FY 2007
Colorado State Juvenile Probation
New Clients by Ethnic Group

TYPE: DISTRICT	Caucasian		African American		Asian		Hispanic		Native American		Other		TOTAL NEW CLIENTS	
	Number	%	Number	%	Asian	%	Number	%	Number	%	Number	%	Number	%
1	450	68%	46	7%	5	1%	145	22%	10	2%	8	1%	664	100%
2	205	27%	215	29%	7	1%	308	41%	5	1%	13	2%	753	100%
3	27	59%	0	0%	0	0%	18	39%	1	2%	0	0%	46	100%
4	338	61%	121	22%	9	2%	82	15%	3	1%	2	0%	555	100%
5	54	65%	0	0%	1	1%	25	30%	0	0%	3	4%	83	100%
6	44	68%	1	2%	0	0%	13	20%	7	11%	0	0%	65	100%
7	57	76%	0	0%	1	1%	17	23%	0	0%	0	0%	75	100%
8	227	88%	7	3%	0	0%	19	7%	2	1%	3	1%	258	100%
9	67	76%	1	1%	0	0%	20	23%	0	0%	0	0%	88	100%
10	134	56%	11	5%	0	0%	90	37%	4	2%	2	1%	241	100%
11	167	93%	1	1%	1	1%	9	5%	1	1%	0	0%	179	100%
12	80	78%	0	0%	0	0%	22	21%	1	1%	0	0%	103	100%
13	68	85%	2	3%	0	0%	10	13%	0	0%	0	0%	80	100%
14	61	95%	0	0%	0	0%	3	5%	0	0%	0	0%	64	100%
15	25	83%	1	3%	0	0%	4	13%	0	0%	0	0%	30	100%
16	50	68%	6	8%	0	0%	16	22%	1	1%	0	0%	73	100%
17	389	68%	67	12%	10	2%	98	17%	0	0%	9	2%	573	100%
18	653	66%	220	22%	13	1%	98	10%	2	0%	8	1%	994	100%
19	517	93%	1	0%	0	0%	37	7%	1	0%	0	0%	556	100%
20	211	75%	7	2%	2	1%	56	20%	2	1%	4	1%	282	100%
21	169	74%	4	2%	0	0%	52	23%	1	0%	1	0%	227	100%
22	24	59%	1	2%	0	0%	3	7%	13	32%	0	0%	41	100%
STATE	4,017	67%	712	12%	49	1%	1,145	19%	54	1%	53	1%	6,030	100%

Note: Percentages may not total 100 percent because of rounding

Source: Regular Juvenile Monthly Statistical Reports submitted by probation districts for July 2006- June 2007.

FY 2007
Colorado State Juvenile Probation
Successful/Unsuccessful Terminations

TYPE: DISTRICT	SUCCESSFUL TERMINATIONS		UNSUCCESSFUL TERMINATIONS		TOTAL TERMINATIONS	
	Number	%	Revoked	Absconded	Number	%
1	308	75%	91	12	411	100%
2	296	68%	82	58	436	100%
3	30	100%	0	0	30	100%
4	333	71%	102	33	468	100%
5	68	80%	13	4	85	100%
6	30	61%	18	1	49	100%
7	61	86%	9	1	71	100%
8	156	80%	33	7	196	100%
9	48	72%	12	7	67	100%
10	113	69%	34	16	163	100%
11	112	73%	31	11	154	100%
12	80	82%	16	2	98	100%
13	63	73%	18	5	86	100%
14	38	84%	7	0	45	100%
15	33	92%	3	0	36	100%
16	60	88%	7	1	68	100%
17	340	70%	91	55	486	100%
18	478	62%	240	55	773	100%
19	304	71%	104	20	428	100%
20	208	87%	23	9	240	100%
21	144	71%	51	9	204	100%
22	12	41%	13	4	29	100%
STATE	3,315	72%	998	310	4,623	100%

Key: *Successful Terminations*: This number includes those probationers supervised by the state who terminated successfully.
Unsuccessful Terminations: This column includes those probationers who were revoked or absconded. A revocation is defined as a termination from probation supervision for a technical violation, new misdemeanor, or new felony. Absconders refers to probationers who become fugitives and are no longer compliant with probation supervision.

Total Terminations: In this table only, the total terminations include: revocations, absconders and successful terminations from probation supervision. Additional types of juvenile probation closures are included in Table 71.

Note: Percentages may not total 100 percent because of rounding

FY 2007
Colorado State Juvenile Probation
All Probation Supervision Closure Types

TYPE: DISTRICT	Successful		Revoked		Absconded		Change of Venue		Community Corrections Discharge		Deported		Death		Administrative Closure		TOTAL CLOSURE	
	Number	%	Number	%	Number	%	Number	%	Number	%	Number	%	Number	%	Number	%	Number	%
1	308	53%	91	16%	12	2%	171	29%	0	0%	0	0%	0	0%	0	0%	582	100%
2	296	60%	82	17%	58	12%	50	10%	0	0%	0	0%	2	0%	2	0%	490	100%
3	30	88%	0	0%	0	0%	4	12%	0	0%	0	0%	0	0%	0	0%	34	100%
4	333	68%	102	21%	33	7%	16	3%	0	0%	0	0%	0	0%	3	1%	487	100%
5	68	72%	13	14%	4	4%	8	8%	0	0%	1	1%	1	1%	0	0%	95	100%
6	30	59%	18	35%	1	2%	1	2%	0	0%	0	0%	0	0%	1	2%	51	100%
7	61	82%	9	12%	1	1%	3	4%	0	0%	0	0%	0	0%	0	0%	74	100%
8	156	76%	33	16%	7	3%	9	4%	0	0%	0	0%	0	0%	0	0%	205	100%
9	48	67%	12	17%	7	10%	5	7%	0	0%	0	0%	0	0%	0	0%	72	100%
10	113	63%	34	19%	16	9%	16	9%	0	0%	0	0%	0	0%	1	1%	180	100%
11	112	67%	31	18%	11	7%	12	7%	0	0%	0	0%	0	0%	2	1%	168	100%
12	80	73%	16	15%	2	2%	10	9%	0	0%	0	0%	0	0%	1	1%	109	100%
13	63	69%	18	20%	5	5%	5	5%	0	0%	0	0%	0	0%	0	0%	91	100%
14	38	78%	7	14%	0	0%	3	6%	0	0%	0	0%	1	2%	0	0%	49	100%
15	33	83%	3	8%	0	0%	4	10%	0	0%	0	0%	0	0%	0	0%	40	100%
16	60	80%	7	9%	1	1%	6	8%	0	0%	0	0%	0	0%	1	1%	75	100%
17	340	57%	91	15%	55	9%	112	19%	0	0%	0	0%	0	0%	2	0%	600	100%
18	478	49%	240	25%	55	6%	199	20%	0	0%	0	0%	1	0%	4	0%	977	100%
19	304	66%	104	22%	20	4%	35	8%	0	0%	0	0%	1	0%	0	0%	464	100%
20	208	80%	23	9%	9	3%	19	7%	0	0%	0	0%	0	0%	0	0%	259	100%
21	144	68%	51	24%	9	4%	7	3%	0	0%	0	0%	0	0%	1	0%	212	100%
22	12	40%	13	43%	4	13%	1	3%	0	0%	0	0%	0	0%	0	0%	30	100%
STATE	3,315	62%	998	19%	310	6%	696	13%	0	0%	1	0%	6	0%	18	0%	5,344	100%

Note: Percentages may not total 100 percent because of rounding

Source: Regular Juvenile Monthly Statistical Reports submitted by probation districts for July 2006- June 2007.

TABLE 72

FY 2007
Colorado State Juvenile Probation
Types of Revocation

TYPE: DISTRICT	New Felony		New Misdemeanor		Technical		TOTAL REVOCATIONS	
	Number	%	Number	%	Number	%	Number	%
1	5	5%	6	7%	80	88%	91	100%
2	15	18%	2	2%	65	79%	82	100%
3	0	0%	0	0%	0	0%	0	0%
4	22	22%	21	21%	59	58%	102	100%
5	2	15%	3	23%	8	62%	13	100%
6	7	39%	4	22%	7	39%	18	100%
7	2	22%	2	22%	5	56%	9	100%
8	4	12%	4	12%	25	76%	33	100%
9	3	25%	2	17%	7	58%	12	100%
10	6	18%	6	18%	22	65%	34	100%
11	6	19%	7	23%	18	58%	31	100%
12	3	19%	6	38%	7	44%	16	100%
13	1	6%	6	33%	11	61%	18	100%
14	1	14%	0	0%	6	86%	7	100%
15	0	0%	0	0%	3	100%	3	100%
16	0	0%	1	14%	6	86%	7	100%
17	24	26%	10	11%	57	63%	91	100%
18	29	12%	48	20%	163	68%	240	100%
19	8	8%	17	16%	79	76%	104	100%
20	5	22%	3	13%	15	65%	23	100%
21	11	22%	9	18%	31	61%	51	100%
22	0	0%	2	15%	11	85%	13	100%
STATE	154	15%	159	16%	685	69%	998	100%

Key: *New Felony:* Includes revocations for a new felony offense committed while on probation supervision.

New Misdemeanor: Includes revocations for a new misdemeanor offense committed while on probation supervision.

Technical: Includes revocations for technical probation supervision violations (e.g. drug use, non-compliance).

Total Revocations: Total includes all felony, misdemeanor, and technical violations resulting in a revocation from probation.

Note: Percentages may not total 100 percent because of rounding

Source: Regular Juvenile Monthly Statistical Reports submitted by probation districts for July 2006- June 2007.

FY 2007
Colorado State Juvenile Probation
Length of Stay¹ on Probation Supervision

TYPE: DISTRICT	0-3 months		4-6 months		7-12 months		13-18 months		19-24 months		25 + months		TOTAL CLOSURES	
	Number	%	Number	%	Number	%	Number	%	Number	%	Number	%	Number	%
1	142	24%	59	10%	125	21%	84	14%	78	13%	94	16%	582	100%
2	29	6%	49	10%	168	34%	116	24%	68	14%	60	12%	490	100%
3	3	9%	8	24%	13	38%	4	12%	3	9%	3	9%	34	100%
4	20	4%	54	11%	176	36%	90	18%	47	10%	100	21%	487	100%
5	9	9%	14	15%	39	41%	13	14%	12	13%	8	8%	95	100%
6	3	6%	3	6%	22	43%	7	14%	7	14%	9	18%	51	100%
7	3	4%	10	14%	27	36%	9	12%	17	23%	8	11%	74	100%
8	11	5%	33	16%	69	34%	52	25%	20	10%	20	10%	205	100%
9	4	6%	14	19%	32	44%	9	13%	7	10%	6	8%	72	100%
10	17	9%	27	15%	76	42%	28	16%	22	12%	10	6%	180	100%
11	15	9%	35	21%	46	27%	28	17%	19	11%	25	15%	168	100%
12	6	6%	8	7%	63	58%	18	17%	9	8%	5	5%	109	100%
13	13	14%	13	14%	35	38%	10	11%	10	11%	10	11%	91	100%
14	4	8%	2	4%	20	41%	8	16%	6	12%	9	18%	49	100%
15	5	13%	3	8%	15	38%	5	13%	6	15%	6	15%	40	100%
16	6	8%	6	8%	25	33%	10	13%	11	15%	17	23%	75	100%
17	61	10%	48	8%	216	36%	104	17%	91	15%	80	13%	600	100%
18	113	12%	135	14%	320	33%	190	19%	116	12%	103	11%	977	100%
19	39	8%	111	24%	189	41%	63	14%	33	7%	29	6%	464	100%
20	32	12%	87	34%	69	27%	30	12%	26	10%	15	6%	259	100%
21	10	5%	44	21%	69	33%	50	24%	26	12%	13	6%	212	100%
22	4	13%	2	7%	14	47%	6	20%	3	10%	1	3%	30	100%
STATE	549	10%	765	14%	1,828	34%	934	17%	637	12%	631	12%	5,344	100%

¹Length of Stay: In prior fiscal years this information was reported by different categories (0-12 months, 13-24 months, 25-36 months and 37 + months). Note: Percentages may not total 100 percent because of rounding.

TABLE 74

FY 2007
Colorado State Juvenile Probation
Active Client Risk Levels on June 30, 2007

Risk Levels:	New: w/in the first 30 days of supervision start date		Maximum		Medium		Minimum		Administrative		Community Corrections		Sex Offender ¹		Interstate Transfer to Another State		TOTAL STATE JUVENILE CLIENTS			
	Number	%	Number	%	Number	%	Number	%	Number	%	Number	%	Number	%	Number	%	Number	%		
DISTRICT	Number	%	Number	%	Number	%	Number	%	Number	%	Number	%	Number	%	Number	%	Number	%	Number	%
1	27	4%	118	15%	258	34%	170	22%	119	16%	1	0%	69	9%	2	0%	764	100%		
2	24	2%	214	21%	304	30%	225	22%	161	16%	0	0%	83	8%	4	0%	1,015	100%		
3	3	5%	14	23%	16	26%	25	40%	2	3%	0	0%	1	2%	1	2%	62	100%		
4	7	1%	130	16%	261	31%	191	23%	162	19%	0	0%	66	8%	18	2%	835	100%		
5	3	3%	16	16%	27	28%	36	37%	5	5%	1	1%	6	6%	3	3%	97	100%		
6	0	0%	13	18%	20	28%	22	31%	2	3%	1	1%	10	14%	3	4%	71	100%		
7	1	1%	25	24%	35	34%	31	30%	8	8%	0	0%	2	2%	2	2%	104	100%		
8	18	7%	94	35%	64	24%	21	8%	26	10%	1	0%	37	14%	6	2%	267	100%		
9	0	0%	22	22%	17	17%	37	37%	16	16%	0	0%	7	7%	0	0%	99	100%		
10	7	3%	24	10%	79	33%	87	37%	35	15%	0	0%	1	0%	4	2%	237	100%		
11	4	2%	13	6%	123	61%	23	11%	24	12%	0	0%	11	5%	3	1%	201	100%		
12	8	7%	8	7%	33	27%	60	49%	8	7%	0	0%	3	2%	2	2%	122	100%		
13	1	1%	9	9%	21	22%	34	35%	23	24%	0	0%	3	3%	6	6%	97	100%		
14	1	1%	20	22%	26	29%	23	25%	10	11%	1	1%	3	3%	7	8%	91	100%		
15	1	3%	4	11%	8	22%	17	47%	3	8%	0	0%	3	8%	0	0%	36	100%		
16	1	1%	28	29%	23	24%	32	33%	7	7%	0	0%	0	0%	5	5%	96	100%		
17	27	4%	99	15%	179	27%	165	25%	127	19%	1	0%	70	10%	2	0%	670	100%		
18	46	4%	82	7%	394	34%	358	31%	164	14%	3	0%	53	5%	66	6%	1,166	100%		
19	19	3%	115	21%	153	27%	158	28%	65	12%	5	1%	34	6%	11	2%	560	100%		
20	7	3%	60	22%	64	23%	60	22%	56	20%	0	0%	27	10%	2	1%	276	100%		
21	5	2%	36	14%	75	30%	82	33%	20	8%	1	0%	27	11%	5	2%	251	100%		
22	0	0%	13	29%	20	44%	6	13%	3	7%	0	0%	0	0%	3	7%	45	100%		
STATE	210	3%	1,157	16%	2,200	31%	1,863	26%	1,046	15%	15	0%	516	7%	155	2%	7,162	100%		

¹Sex Offender: A detailed breakout of the risk levels of these offenders can be found in Table 75.

Note: Percentages may not total 100 percents because of rounding

Source: Regular Juvenile Monthly Statistical Reports submitted by probation districts for July 2006- June 2007.

FY 2007
Colorado State Juvenile Probation
Sex Offender Caseloads
Active Client Risk Levels on June 30, 2007

Risk Level:	Juvenile Sex Offenders (Non-SOISP)											
	Sex Offender Maximum		Sex Offender Medium		Sex Offender Minimum		Sex Offender Administrative		TOTAL SEX OFFENDERS			
DISTRICT	Number	%	Number	%	Number	%	Number	%	Number	%	Number	%
1	59	86%	10	14%	0	0%	0	0%	69	100%		
2	17	20%	36	43%	29	35%	1	1%	83	100%		
3	0	0%	1	0%	0	0%	0	0%	1	100%		
4	63	95%	2	3%	1	2%	0	0%	66	100%		
5	1	17%	4	67%	1	17%	0	0%	6	100%		
6	1	10%	7	70%	1	10%	1	10%	10	100%		
7	1	50%	1	50%	0	0%	0	0%	2	100%		
8	17	46%	15	41%	1	3%	4	11%	37	100%		
9	1	14%	4	57%	1	14%	1	14%	7	100%		
10	0	0%	0	0%	1	100%	0	0%	1	100%		
11	0	0%	7	64%	3	27%	1	9%	11	100%		
12	2	67%	0	0%	1	33%	0	0%	3	100%		
13	2	67%	1	33%	0	0%	0	0%	3	100%		
14	2	67%	1	33%	0	0%	0	0%	3	100%		
15	1	33%	2	67%	0	0%	0	0%	3	100%		
16	0	0%	0	0%	0	0%	0	0%	0	100%		
17	4	6%	39	56%	22	31%	5	7%	70	100%		
18	22	42%	30	57%	1	2%	0	0%	53	100%		
19	14	41%	16	47%	0	0%	4	12%	34	100%		
20	23	85%	3	11%	0	0%	1	4%	27	100%		
21	3	11%	23	85%	1	4%	0	0%	27	100%		
22	0	0%	0	0%	0	0%	0	0%	0	100%		
STATE	233	45%	202	39%	63	12%	18	3%	516	100%		

* Sex Offenders Non SOISP: This chart does not include Juvenile Sex Offenders who have been placed on Juvenile Intensive Supervision Probation (JISP). Colorado does not currently have a specialized ISP program for juveniles.

Note: Percentages may not total 100 percent because of rounding.



An Oath ...

I do solemnly, sincerely, and truly declare and affirm that I will support the Constitution of the United States, and of the State of Colorado, and will faithfully perform the duties of the Office of Probation Officer upon which I am about to enter.

**Colorado Probation:
Adult Intensive Supervision Probation
(AISP)**

**Colorado State Probation Specialized Programs
Adult Intensive Supervision Probation (AISP)
New Clients by Order Type**

DISTRICT	Direct Sentence	Transfer from Regular Probation		Courtesy Transfer from other Colorado Probation Districts		Interstate Transfers to Colorado		Total New Clients
		Count	Percentage	Count	Percentage	Count	Percentage	
1	129	90	39%	13	6%	0	0%	232
2A*	128	130	49%	9	3%	0	0%	267
3	2	5	63%	1	13%	0	0%	8
4	25	50	59%	10	12%	0	0%	85
5	3	4	40%	3	30%	0	0%	10
6	3	0	0%	0	0%	1	25%	4
7	5	3	38%	0	0%	0	0%	8
8	53	64	53%	3	3%	0	0%	120
9	8	4	33%	0	0%	0	0%	12
10	36	52	55%	7	7%	0	0%	95
11	4	10	67%	1	7%	0	0%	15
12	3	1	20%	1	20%	0	0%	5
13	12	18	53%	4	12%	0	0%	34
14	3	1	20%	1	20%	0	0%	5
15	3	7	64%	1	9%	0	0%	11
16	3	5	56%	1	11%	0	0%	9
17	91	90	45%	19	10%	0	0%	200
18	90	114	53%	12	6%	0	0%	216
19	50	41	36%	23	20%	0	0%	114
20	46	32	39%	4	5%	0	0%	82
21	5	24	69%	6	17%	0	0%	35
22	0	1	100%	0	0%	0	0%	1
TOTAL	702	746	48%	119	8%	1	0%	1,568

2A*: Denver Adult Probation.

Note: Percentages may not total 100 percent because of rounding.

FY 2007
Colorado State Specialized Programs
Adult Intensive Supervision Probation (AISP)
Successful/Unsuccessful Terminations

TYPE:	SUCCESSFUL TERMINATIONS		UNSUCCESSFUL TERMINATIONS				TOTAL TERMINATIONS	
	Number	%	Number	%	Number	%	Number	%
DISTRICT								
1	133	59%	65	29%	26	12%	224	100%
2A	90	35%	110	43%	58	22%	258	100%
3	0	0%	0	0%	0	0%	0	0%
4	60	53%	34	30%	20	18%	114	100%
5	6	75%	1	13%	1	13%	8	100%
6	1	33%	1	33%	1	33%	3	100%
7	1	33%	2	67%	0	0%	3	100%
8	80	68%	24	21%	13	11%	117	100%
9	8	80%	2	20%	0	0%	10	100%
10	29	46%	19	30%	15	24%	63	100%
11	8	62%	5	38%	0	0%	13	100%
12	5	71%	1	14%	1	14%	7	100%
13	21	72%	7	24%	1	3%	29	100%
14	6	86%	1	14%	0	0%	7	100%
15	2	67%	1	33%	0	0%	3	100%
16	8	80%	2	20%	0	0%	10	100%
17	85	59%	31	22%	28	19%	144	100%
18	105	58%	51	28%	25	14%	181	100%
19	51	72%	14	20%	6	8%	71	100%
20	41	71%	11	19%	6	10%	58	100%
21	13	57%	10	43%	0	0%	23	100%
22	1	100%	0	0%	0	0%	1	100%
STATE	754	56%	392	29%	201	15%	1,347	100%

Key: *Successful Terminations* : This number is exclusively state AISP successful terminations.

Unsuccessful Terminations : This column includes AISP probationers who were revoked or absconded. A revocation is defined as a termination from AISP for a technical violation, new misdemeanor, or new felony. A revocation to Community Corrections is NOT included in this section. These offenders are not included on this table as they are still under the supervision and jurisdiction of probation. Absconders refers to probationers who become fugitives and are no longer compliant with probation supervision.

Total Terminations : In this table only, the total terminations include: revocations, absconders and successful terminations from probation supervision. Additional types of AISP discharges are included in Table 78.

Note: Percentages may not total 100 percent because of rounding.

Source: Regular Adult Monthly Statistical Reports submitted by probation districts for July 2006- June 2007.

FY2007

**Colorado State Probation Specialized Programs
Adult Intensive Supervision Probation (AISP)
Discharges**

DISTRICT	Successful: Transfer to Regular Probation		Successful: Completed Program no longer on Probation		Courtesy sent back to Original District		Re-Sentenced to Community Corrections		Revoked: Department of Corrections		Deported		Death		Administrative Closure		Transfer to Another Specialized Program		Total Discharges
	128	47%	5	2%	12	4%	34	13%	65	24%	0	0%	2	1%	0	0%	0	0%	
2A*	84	21%	6	2%	84	21%	44	11%	110	28%	1	0%	3	1%	0	0%	0	0%	392
3	0	0%	0	0%	0	0%	0	0%	0	0%	0	0%	0	0%	0	0%	0	0%	0
4	59	48%	1	1%	2	2%	7	6%	34	28%	0	0%	0	0%	0	0%	0	0%	123
5	6	60%	0	0%	1	10%	1	10%	1	10%	0	0%	0	0%	0	0%	0	0%	10
6	1	33%	0	0%	0	0%	0	0%	1	33%	0	0%	0	0%	0	0%	0	0%	3
7	1	17%	0	0%	0	0%	0	0%	2	33%	0	0%	0	0%	0	0%	1	17%	6
8	77	50%	3	2%	2	1%	33	22%	24	16%	1	1%	0	0%	0	0%	0	0%	153
9	7	58%	1	8%	1	8%	1	8%	2	17%	0	0%	0	0%	0	0%	0	0%	12
10	26	31%	3	4%	6	7%	13	15%	19	23%	0	0%	1	1%	0	0%	1	1%	84
11	6	38%	2	13%	3	19%	0	0%	5	31%	0	0%	0	0%	0	0%	0	0%	16
12	5	36%	0	0%	3	21%	4	29%	1	7%	0	0%	0	0%	0	0%	0	0%	14
13	20	56%	1	3%	2	6%	5	14%	7	19%	0	0%	0	0%	0	0%	0	0%	36
14	5	63%	1	13%	1	13%	0	0%	1	13%	0	0%	0	0%	0	0%	0	0%	8
15	2	33%	0	0%	2	33%	1	17%	1	17%	0	0%	0	0%	0	0%	0	0%	6
16	8	67%	0	0%	0	0%	2	17%	2	17%	0	0%	0	0%	0	0%	0	0%	12
17	81	37%	4	2%	20	9%	57	26%	31	14%	0	0%	0	0%	0	0%	0	0%	221
18	100	38%	5	2%	15	6%	67	25%	51	19%	0	0%	0	0%	2	1%	0	0%	265
19	51	43%	0	0%	12	10%	35	29%	14	12%	0	0%	1	1%	0	0%	0	0%	119
20	36	46%	5	6%	5	6%	13	17%	11	14%	0	0%	0	0%	2	3%	0	0%	78
21	13	52%	0	0%	0	0%	2	8%	10	40%	0	0%	0	0%	0	0%	0	0%	25
22	1	100%	0	0%	0	0%	0	0%	0	0%	0	0%	0	0%	0	0%	0	0%	1
TOTAL	717	39%	37	2%	171	9%	321	17%	392	21%	2	0%	7	0%	6	0%	2	0%	1,856

2A*: Denver Adult Probation.

Note: Percentages may not total 100 percent because of rounding.

FY2007
Colorado State Probation Specialized Programs
Adult Intensive Supervision Probation (AISP)
Revocation Types

DISTRICT	Revoked: New Felony	Revoked: New Misdemeanor	Revoked: Technical	Total Revocations
1	21 32%	6 9%	38 58%	65 100%
2A*	23 21%	6 5%	81 74%	110 100%
3	0 0%	0 0%	0 0%	0 0%
4	13 38%	3 9%	18 53%	34 100%
5	0 0%	0 0%	1 100%	1 100%
6	1 100%	0 0%	0 0%	1 100%
7	0 0%	0 0%	2 100%	2 100%
8	7 29%	7 29%	10 42%	24 100%
9	2 100%	0 0%	0 0%	2 100%
10	5 26%	2 11%	12 63%	19 100%
11	0 0%	0 0%	5 100%	5 100%
12	0 0%	0 0%	1 100%	1 100%
13	2 29%	0 0%	5 71%	7 100%
14	0 0%	1 100%	0 0%	1 100%
15	0 0%	0 0%	1 100%	1 100%
16	0 0%	0 0%	2 100%	2 100%
17	11 35%	3 10%	17 55%	31 100%
18	12 24%	8 16%	31 61%	51 100%
19	5 36%	1 7%	8 57%	14 100%
20	2 18%	1 9%	8 73%	11 100%
21	5 50%	0 0%	5 50%	10 100%
22	0 0%	0 0%	0 0%	0 0%
TOTAL	109 28%	38 10%	245 63%	392 100%

2A*: Denver Adult Probation.

Key:

New Felony: Includes revocations for a new felony offense committed while on probation supervision.

New Misdemeanor: Includes revocations for a new misdemeanor offense committed while on probation supervision.

Technical: Includes revocations for technical probation supervision violations (e.g. drug use, non-compliance).

Total Revocations: Total includes all felony, misdemeanor, and technical violations resulting in a revocation from probation.

Note: Percentages may not total 100 percent because of rounding.



An Oath ...

I do solemnly, sincerely, and truly declare and affirm that I will support the Constitution of the United States, and of the State of Colorado, and will faithfully perform the duties of the Office of Probation Officer upon which I am about to enter.

**Colorado Probation:
Sex Offender Intensive Supervision
Probation (SOISP)**

FY2007
Colorado State Probation Specialized Programs
Sex Offender Intensive Supervision Probation (SOISP)
New Clients by Order Type

DISTRICT	Direct Sentence	Courtesy Transfer from other Colorado		Interstate Transfers to Colorado		Total New Clients
		Probation Districts	Probation Districts	Probation Districts	Probation Districts	
1	70	100%	0	0%	0	70
2A*	33	85%	6	15%	0	39
3	0	0%	0	0%	0	0
4	46	87%	7	13%	0	53
5	0	0%	0	0%	0	0
6	1	100%	0	0%	0	1
7	1	50%	1	50%	0	2
8	16	100%	0	0%	0	16
9	1	50%	1	50%	0	2
10	24	96%	1	4%	0	25
11	14	100%	0	0%	0	14
12	1	0%	0	0%	0	1
13	5	83%	1	17%	0	6
14	0	0%	1	100%	0	1
15	0	0%	0	0%	0	0
16	0	0%	0	0%	0	0
17	17	85%	3	15%	0	20
18	63	90%	7	10%	0	70
19	7	58%	5	42%	0	12
20	6	67%	3	33%	0	9
21	18	86%	3	14%	0	21
22	2	100%	0	0%	0	2
TOTAL	325	89%	39	11%	0	364

2A*: Denver Adult Probation.

Note: Percentages may not total 100 percent because of rounding.

TABLE 81

FY 2007
Colorado State Probation Specialized Programs
Sex Offender Intensive Supervision Program (SOISP)
Successful/Unsuccessful Terminations

TYPE: DISTRICT	SUCCESSFUL TERMINATIONS		UNSUCCESSFUL TERMINATIONS		TOTAL TERMINATIONS	
	Number	%	Number	%	Number	%
1	13	43%	16	53%	1	3%
2A	2	10%	14	70%	4	20%
3	0	0%	0	0%	0	0%
4	20	43%	19	41%	7	15%
5	0	0%	0	0%	0	0%
6	1	50%	1	50%	0	0%
7	0	0%	0	0%	0	0%
8	2	18%	9	82%	0	0%
9	0	0%	0	0%	0	0%
10	5	50%	4	40%	1	10%
11	1	25%	3	75%	0	0%
12	0	0%	0	0%	0	0%
13	3	75%	1	25%	0	0%
14	0	0%	0	0%	0	0%
15	0	0%	0	0%	0	0%
16	1	100%	0	0%	0	0%
17	2	11%	12	67%	4	22%
18	13	27%	30	63%	5	10%
19	3	38%	5	63%	0	0%
20	2	33%	3	50%	1	17%
21	1	33%	2	67%	0	0%
22	1	33%	2	67%	0	0%
STATE	70	33%	121	57%	23	11%
					214	100%

Key: *Successful Terminations*: This number is exclusively SOISP successful terminations.

Unsuccessful Terminations: This column includes SOISP probationers who were revoked or absconded. A revocation is defined as a termination from SOISP for a technical violation new misdemeanor, or new felony. A revocation to Community Corrections is NOT included in this section. These offenders are not included on this table as they are still under the supervision and jurisdiction of probation. Absconder refers to probationers who become fugitives and are no longer compliant with probation supervision.

Total Terminations: In this table only, the total terminations include: revocations, absconders and successful terminations from probation supervision. Additional types of SOISP discharges are included in Table 82.

Note: Percentages may not total 100 percent because of rounding.

Source: Specialized Programs Data Collection Coversheet-SOISP submitted by probation districts for July 2006- June 2007.

FY2007

**Colorado State Probation Specialized Programs
Sex Offender Intensive Supervision Probation (SOISP)
Discharges**

DISTRICT	Successful: Transfer to Regular Probation		Successful: Completed Program no longer on Probation		Absconded	Courtesy sent back to Original District		Re-Sentenced to: Community Corrections		Revoked: Department of Corrections		Deported	Death	Administrative Closure		Transfer to Another Specialized Program		Total Discharges	
	12	29%	1	2%		1	2%	0	0%	9	22%			16	39%	1	2%		0
2A*	0	0%	2	8%	4	15%	0	0%	0	0%	14	54%	6	23%	0	0%	0	0%	26
3	0	0%	0	0%	0	0%	1	100%	0	0%	0	0%	0	0%	0	0%	0	0%	1
4	7	14%	13	27%	7	14%	3	6%	0	0%	19	39%	0	0%	0	0%	0	0%	49
5	0	0%	0	0%	0	0%	1	100%	0	0%	0	0%	0	0%	0	0%	0	0%	1
6	1	25%	0	0%	0	0%	1	25%	0	0%	1	25%	0	0%	1	25%	0	0%	4
7	0	0%	0	0%	0	0%	0	0%	0	0%	0	0%	0	0%	0	0%	0	0%	0
8	0	0%	2	15%	0	0%	1	8%	1	8%	9	69%	0	0%	0	0%	0	0%	13
9	0	0%	0	0%	0	0%	1	100%	0	0%	0	0%	0	0%	0	0%	0	0%	1
10	1	9%	4	36%	1	9%	1	9%	0	0%	4	36%	0	0%	0	0%	0	0%	11
11	0	0%	1	20%	0	0%	1	20%	0	0%	3	60%	0	0%	0	0%	0	0%	5
12	0	0%	0	0%	0	0%	0	0%	0	0%	0	0%	0	0%	0	0%	0	0%	0
13	3	60%	0	0%	0	0%	1	20%	0	0%	1	20%	0	0%	0	0%	0	0%	5
14	0	0%	0	0%	0	0%	0	0%	0	0%	0	0%	0	0%	0	0%	0	0%	0
15	0	0%	0	0%	0	0%	0	0%	0	0%	0	0%	0	0%	0	0%	0	0%	0
16	1	50%	0	0%	0	0%	1	50%	0	0%	0	0%	0	0%	0	0%	0	0%	2
17	0	0%	2	9%	4	18%	2	9%	0	0%	12	55%	1	5%	0	0%	0	0%	22
18	0	0%	13	25%	5	9%	1	2%	1	2%	30	57%	3	6%	0	0%	0	0%	53
19	0	0%	3	21%	0	0%	5	36%	1	7%	5	36%	0	0%	0	0%	0	0%	14
20	0	0%	2	29%	1	14%	0	0%	1	14%	3	43%	0	0%	0	0%	0	0%	7
21	1	20%	0	0%	0	0%	2	40%	0	0%	2	40%	0	0%	0	0%	0	0%	5
22	0	0%	1	33%	0	0%	0	0%	0	0%	2	67%	0	0%	0	0%	0	0%	3
TOTAL	26	10%	44	17%	23	9%	22	8%	13	5%	121	46%	11	4%	3	1%	0	0%	263

2A*: Denver Adult Probation.

Note: Percentages may not total 100 percent because of rounding.

FY2007
Colorado State Probation Specialized Programs
Sex Offender Intensive Supervision Probation (SOISP)
Revocation Types

DISTRICT	Revoked: New Felony	Revoked: New Misdemeanor	Revoked: Technical	Total Revocations
1	1 6%	0 0%	15 94%	16 100%
2A*	0 0%	0 0%	14 100%	14 100%
3	0 0%	0 0%	0 0%	0 0%
4	4 21%	2 11%	13 68%	19 100%
5	0 0%	0 0%	0 0%	0 0%
6	0 0%	0 0%	1 100%	1 100%
7	0 0%	0 0%	0 0%	0 0%
8	1 11%	2 22%	6 67%	9 100%
9	0 0%	0 0%	0 0%	0 0%
10	0 0%	1 25%	3 75%	4 100%
11	2 67%	0 0%	1 33%	3 100%
12	0 0%	0 0%	0 0%	0 0%
13	0 0%	0 0%	1 100%	1 100%
14	0 0%	0 0%	0 0%	0 0%
15	0 0%	0 0%	0 0%	0 0%
16	0 0%	0 0%	0 0%	0 0%
17	1 8%	0 0%	11 92%	12 100%
18	0 0%	1 3%	29 97%	30 100%
19	1 20%	0 0%	4 80%	5 100%
20	0 0%	0 0%	3 100%	3 100%
21	1 50%	0 0%	1 50%	2 100%
22	0 0%	1 50%	1 50%	2 100%
TOTAL	11 9%	7 6%	103 85%	121 100%

2A*: Denver Adult Probation.

Key:

New Felony: Includes revocations for a new felony offense committed while on probation supervision.

New Misdemeanor: Includes revocations for a new misdemeanor offense committed while on probation supervision.

Technical: Includes revocations for technical probation supervision violations (e.g. drug use, non-compliance).

Total Revocations: Total includes all felony, misdemeanor, and technical violations resulting in a revocation from probation.

Note: Percentages may not total 100 percent because of rounding.



An Oath ...

I do solemnly, sincerely, and truly declare and affirm that I will support the Constitution of the United States, and of the State of Colorado, and will faithfully perform the duties of the Office of Probation Officer upon which I am about to enter.

**Colorado Probation:
Female Offender Program
(FOP)**

FY2007
Colorado State Probation Specialized Programs
Female Offender Program (FOP)
New Clients by Order Type

DISTRICT	Direct Sentence		Transfer from Regular Probation		Courtesy Transfer from other Colorado Probation Districts		Interstate Transfers to Colorado		Total New Clients	
1	16	53%	12	40%	2	7%	0	0%	30	100%
2A*	21	45%	22	47%	4	9%	0	0%	47	100%
3	0	0%	0	0%	0	0%	0	0%	0	0%
4	1	5%	20	95%	0	0%	0	0%	21	100%
5	0	0%	0	0%	0	0%	0	0%	0	0%
6	0	0%	0	0%	0	0%	0	0%	0	0%
7	0	0%	0	0%	0	0%	0	0%	0	0%
8	10	50%	9	45%	1	5%	0	0%	20	100%
9	0	0%	0	0%	0	0%	0	0%	0	0%
10	2	17%	8	67%	2	17%	0	0%	12	100%
11	0	0%	0	0%	0	0%	0	0%	0	0%
12	0	0%	0	0%	0	0%	0	0%	0	0%
13	0	0%	0	0%	0	0%	0	0%	0	0%
14	0	0%	0	0%	0	0%	0	0%	0	0%
15	0	0%	0	0%	0	0%	0	0%	0	0%
16	0	0%	0	0%	0	0%	0	0%	0	0%
17	17	40%	20	48%	5	12%	0	0%	42	100%
18	5	22%	18	78%	0	0%	0	0%	23	100%
19	8	32%	16	64%	1	4%	0	0%	25	100%
20	7	47%	8	53%	0	0%	0	0%	15	100%
21	9	43%	12	57%	0	0%	0	0%	21	100%
22	0	0%	0	0%	0	0%	0	0%	0	0%
TOTAL	96	38%	145	57%	15	6%	0	0%	256	100%

2A*: Denver Adult Probation.

Note: Percentages may not total 100 percent because of rounding.

FY 2007
Colorado State Probation Specialized Programs
Female Offender Program (FOP)
Successful/Unsuccessful Terminations

TYPE:	SUCCESSFUL TERMINATIONS		UNSUCCESSFUL TERMINATIONS		TOTAL TERMINATIONS	
	Number	%	Number	%	Number	%
DISTRICT						
1	15	75%	5	25%	20	100%
2A	18	45%	10	25%	40	100%
3	0	0%	0	0%	0	0%
4	10	59%	6	35%	17	100%
5	0	0%	0	0%	0	0%
6	0	0%	0	0%	0	0%
7	0	0%	0	0%	0	0%
8	8	67%	3	25%	12	100%
9	0	0%	0	0%	0	0%
10	13	68%	5	26%	19	100%
11	0	0%	0	0%	0	0%
12	0	0%	0	0%	0	0%
13	0	0%	0	0%	0	0%
14	0	0%	0	0%	0	0%
15	0	0%	0	0%	0	0%
16	0	0%	0	0%	0	0%
17	18	64%	7	25%	28	100%
18	10	67%	2	13%	15	100%
19	18	90%	1	5%	20	100%
20	0	0%	3	100%	3	100%
21	4	50%	3	38%	8	100%
22	0	0%	0	0%	0	0%
STATE	114	63%	45	25%	182	100%

Key:

Successful Terminations: This number is exclusively FOP successful terminations.

Unsuccessful Terminations: This column includes FOP probationers who were revoked or absconded. A revocation is defined as a termination from FOP for a new misdemeanor, or new felony. A revocation to Community Corrections is NOT included in this section. These offenders are not included on this table as they are no longer compliant with probation supervision. Absconders refers to probationers who become fugitives and are no longer compliant with probation supervision.

Total Terminations: In this table only, the total terminations include: revocations, absconders and successful terminations from probation supervision. Additional FOP discharges are included in Table 86.

Note: Percentages may not total 100 percent because of rounding.

FY2007
Colorado State Probation Specialized Programs
Female Offender Program (FOP)
Discharges

DISTRICT	Successful: Transfer to Regular Probation		Successful: Completed Program no longer on Probation		Absconded		Courtesy sent back to Original District		Re-Sentenced to Community Corrections		Revoked: Department of Corrections		Deported		Death		Administrative Closure		Transfer to Another Specialized Program		Total Discharges			
	10	37%	5	19%	0	0%	4	15%	3	11%	5	19%	0	0%	0	0%	0	0%	0	0%	0	0%	27	100%
2A*	10	16%	8	13%	12	20%	10	16%	10	16%	10	16%	0	0%	1	2%	0	0%	0	0%	0	0%	61	100%
3	0	0%	0	0%	0	0%	0	0%	0	0%	0	0%	0	0%	0	0%	0	0%	0	0%	0	0%	0	0%
4	9	39%	1	4%	1	4%	0	0%	3	13%	6	26%	0	0%	0	0%	0	0%	3	13%	0	0%	23	100%
5	0	0%	0	0%	0	0%	0	0%	0	0%	0	0%	0	0%	0	0%	0	0%	0	0%	0	0%	0	0%
6	0	0%	0	0%	0	0%	0	0%	0	0%	0	0%	0	0%	0	0%	0	0%	0	0%	0	0%	0	0%
7	0	0%	0	0%	0	0%	0	0%	0	0%	0	0%	0	0%	0	0%	0	0%	0	0%	0	0%	0	0%
8	8	57%	0	0%	1	7%	0	0%	2	14%	3	21%	0	0%	0	0%	0	0%	0	0%	0	0%	14	100%
9	0	0%	0	0%	0	0%	0	0%	0	0%	0	0%	0	0%	0	0%	0	0%	0	0%	0	0%	0	0%
10	12	55%	1	5%	1	5%	2	9%	1	4%	5	23%	0	0%	0	0%	0	0%	0	0%	0	0%	22	100%
11	0	0%	0	0%	0	0%	0	0%	0	0%	0	0%	0	0%	0	0%	0	0%	0	0%	0	0%	0	0%
12	0	0%	0	0%	0	0%	0	0%	0	0%	0	0%	0	0%	0	0%	0	0%	0	0%	0	0%	0	0%
13	0	0%	0	0%	0	0%	0	0%	0	0%	0	0%	0	0%	0	0%	0	0%	0	0%	0	0%	0	0%
14	0	0%	0	0%	0	0%	0	0%	0	0%	0	0%	0	0%	0	0%	0	0%	0	0%	0	0%	0	0%
15	0	0%	0	0%	0	0%	0	0%	0	0%	0	0%	0	0%	0	0%	0	0%	0	0%	0	0%	0	0%
16	0	0%	0	0%	0	0%	0	0%	0	0%	0	0%	0	0%	0	0%	0	0%	0	0%	0	0%	0	0%
17	18	50%	0	0%	3	8%	0	0%	7	19%	7	19%	0	0%	0	0%	0	3%	0	0%	0	0%	36	100%
18	4	17%	6	26%	3	13%	1	4%	7	30%	2	9%	0	0%	0	0%	0	0%	0	0%	0	0%	23	100%
19	17	55%	1	3%	1	3%	1	3%	10	32%	1	3%	0	0%	0	0%	0	0%	0	0%	0	0%	31	100%
20	0	0%	0	0%	0	0%	0	0%	2	40%	3	60%	0	0%	0	0%	0	0%	0	0%	0	0%	5	100%
21	2	15%	2	15%	1	8%	0	0%	5	38%	3	23%	0	0%	0	0%	0	0%	0	0%	0	0%	13	100%
22	0	0%	0	0%	0	0%	0	0%	0	0%	0	0%	0	0%	0	0%	0	0%	0	0%	0	0%	0	0%
TOTAL	90	35%	24	9%	23	9%	18	7%	50	20%	45	18%	0	0%	1	0%	1	0%	3	1%	0	0%	255	100%

2A*: Denver Adult Probation.

Note: Percentages may not total 100 percent because of rounding.

FY2007
Colorado State Probation Specialized Programs
Female Offender Program (FOP)
Revocation Types

DISTRICT	Revoked: New Felony	Revoked: New Misdemeanor	Revoked: Technical	Total Revocations
1	3 60%	0 0%	2 40%	5 100%
2A*	1 10%	0 0%	9 90%	10 100%
3	0 0%	0 0%	0 0%	0 0%
4	3 50%	0 0%	3 50%	6 100%
5	0 0%	0 0%	0 0%	0 0%
6	0 0%	0 0%	0 0%	0 0%
7	0 0%	0 0%	0 0%	0 0%
8	1 33%	0 0%	2 67%	3 100%
9	0 0%	0 0%	0 0%	0 0%
10	2 40%	0 0%	3 60%	5 100%
11	0 0%	0 0%	0 0%	0 0%
12	0 0%	0 0%	0 0%	0 0%
13	0 0%	0 0%	0 0%	0 0%
14	0 0%	0 0%	0 0%	0 0%
15	0 0%	0 0%	0 0%	0 0%
16	0 0%	0 0%	0 0%	0 0%
17	3 43%	0 0%	4 57%	7 100%
18	0 0%	1 50%	1 50%	2 100%
19	0 0%	0 0%	1 100%	1 100%
20	0 0%	0 0%	3 100%	3 100%
21	3 100%	0 0%	0 0%	3 100%
22	0 0%	0 0%	0 0%	0 0%
TOTAL	16 36%	1 2%	28 62%	45 100%

2A*: Denver Adult Probation.

Key:

New Felony: Includes revocations for a new felony offense committed while on probation supervision

New Misdemeanor: Includes revocations for a new misdemeanor offense committed while on probation supervision.

Technical: Includes revocations for technical probation supervision violations (e.g. drug use, non-compliance).

Total Revocations: Total includes all felony, misdemeanor, and technical violations resulting in a revocation from probation

Note: Percentages may not total 100 percent because of rounding.

Source: Specialized Programs Data Collection Coversheet-FOP submitted by probation districts July 2006- June 2007.



An Oath ...

I do solemnly, sincerely, and truly declare and affirm that I will support the Constitution of the United States, and of the State of Colorado, and will faithfully perform the duties of the Office of Probation Officer upon which I am about to enter.

**Colorado Probation:
Juvenile Intensive Supervision
Probation (FOP)**

TABLE 88

FY2007
Colorado State Probation Specialized Programs
Juvenile Intensive Supervision Probation (JISP)
New Clients by Order Type

DISTRICT	Direct Sentence		Transfer from Regular Probation		Change of Venue		Interstate Transfer to Colorado		Total New Clients	
1	19	37%	31	60%	2	4%	0	0%	52	100%
2J*	40	53%	24	32%	11	15%	0	0%	75	100%
3	2	40%	3	60%	0	0%	0	0%	5	100%
4	4	15%	22	85%	0	0%	0	0%	26	100%
5	0	0%	1	100%	0	0%	0	0%	1	100%
6	2	22%	7	78%	0	0%	0	0%	9	100%
7	1	50%	1	50%	0	0%	0	0%	2	100%
8	12	40%	17	57%	1	3%	0	0%	30	100%
9	0	0%	2	100%	0	0%	0	0%	2	100%
10	17	39%	24	55%	3	7%	0	0%	44	100%
11	0	0%	1	100%	0	0%	0	0%	1	100%
12	6	55%	5	45%	0	0%	0	0%	11	100%
13	0	0%	4	100%	0	0%	0	0%	4	100%
14	0	0%	0	0%	0	0%	0	0%	0	0%
15	0	0%	6	100%	0	0%	0	0%	6	100%
16	4	40%	6	60%	0	0%	0	0%	10	100%
17	13	29%	30	67%	2	4%	0	0%	45	100%
18	16	17%	73	78%	4	4%	0	0%	93	100%
19	9	31%	20	69%	0	0%	0	0%	29	100%
20	0	0%	8	100%	0	0%	0	0%	8	100%
21	8	30%	19	70%	0	0%	0	0%	27	100%
22	0	0%	0	0%	0	0%	0	0%	0	0%
TOTAL	153	32%	304	63%	23	5%	0	0%	480	100%

2J*: Denver Juvenile Probation.

Note: Percentages may not total 100 percent because of rounding.

Source: Specialized Programs Data Collection Coversheet-JISP submitted by probation districts July 2006- June 2007.

FY 2007
Colorado State Probation Specialized Programs
Juvenile Intensive Supervision Probation (JISP)
Successful/Unsuccessful Terminations

TYPE:	SUCCESSFUL TERMINATIONS		UNSUCCESSFUL TERMINATIONS		TOTAL TERMINATIONS	
	Number	%	Number	%	Number	%
DISTRICT						
1	24	42%	29	51%	4	7%
2J	39	59%	17	26%	10	15%
3	1	33%	2	67%	0	0%
4	25	56%	17	38%	3	7%
5	0	0%	1	100%	0	0%
6	4	40%	6	60%	0	0%
7	0	0%	1	100%	0	0%
8	6	21%	21	72%	2	7%
9	2	50%	2	50%	0	0%
10	21	57%	14	38%	2	5%
11	0	0%	2	100%	0	0%
12	14	70%	5	25%	1	5%
13	9	82%	1	9%	1	9%
14	0	0%	1	100%	0	0%
15	1	100%	0	0%	0	0%
16	2	22%	6	67%	1	11%
17	43	62%	22	32%	4	6%
18	38	37%	57	56%	7	7%
19	8	36%	11	50%	3	14%
20	3	75%	1	25%	0	0%
21	5	26%	12	63%	2	11%
22	1	100%	0	0%	0	0%
STATE	246	48%	228	44%	40	8%

Key: *Successful Terminations* : This number is exclusively JISP successful terminations.

Unsuccessful Terminations : This column includes JISP probationers who were revoked or absconded. A revocation is defined as a termination from JISP for a technical violation, new misdemeanor, or new felony.

Absconders refers to probationers who become fugitives and are no longer compliant with probation services.

Total Terminations : In this table only, the total terminations include: revocations, absconders and successful terminations from probation supervision. Additional types of JISP discharges are included in Table 90.

Note: Percentages may not total 100 percent because of rounding.

FY2007
Colorado State Probation Specialized Programs
Juvenile Intensive Supervision Probation (JISP)
Discharges

DISTRICT	Successful: Transfer to Probation		Successful: Completed Program no longer on Probation		Absconded	Change of Venue	Re-Sentenced to Community Corrections		Revoked: Division of Youth Corrections		Deported	Death	Administrative Closure	Transfer to Another Specialized Program	Total Discharges			
	17	27%	7	11%			4	6%	6	10%						0	0%	29
1	25	26%	14	15%	10	11%	25	26%	0	0%	17	18%	0	0%	1	1%	95	100%
2J*	0	0%	1	25%	0	0%	1	25%	0	0%	2	50%	0	0%	0	0%	4	100%
3	8	18%	17	38%	3	7%	0	0%	0	0%	17	38%	0	0%	0	0%	45	100%
4	0	0%	0	0%	0	0%	0	0%	0	0%	1	100%	0	0%	0	0%	1	100%
5	2	20%	2	20%	0	0%	0	0%	0	0%	6	60%	0	0%	0	0%	10	100%
6	0	0%	0	0%	0	0%	0	0%	0	0%	1	100%	0	0%	0	0%	1	100%
7	2	7%	4	13%	2	7%	0	0%	0	0%	21	70%	0	0%	1	3%	30	100%
8	1	25%	1	25%	0	0%	0	0%	0	0%	2	50%	0	0%	0	0%	4	100%
9	3	7%	18	42%	2	5%	6	14%	0	0%	14	33%	0	0%	0	0%	43	100%
10	0	0%	0	0%	0	0%	0	0%	0	0%	2	100%	0	0%	0	0%	2	100%
11	7	35%	7	35%	1	5%	0	0%	0	0%	5	25%	0	0%	0	0%	20	100%
12	7	64%	2	18%	1	9%	0	0%	0	0%	1	9%	0	0%	0	0%	11	100%
13	0	0%	0	0%	0	0%	0	0%	0	0%	1	100%	0	0%	0	0%	1	100%
14	0	0%	1	50%	0	0%	1	50%	0	0%	0	0%	0	0%	0	0%	2	100%
15	1	11%	1	11%	1	11%	0	0%	0	0%	6	67%	0	0%	0	0%	9	100%
16	37	47%	6	8%	4	5%	9	11%	0	0%	22	28%	0	0%	1	1%	79	100%
17	27	23%	11	9%	7	6%	17	14%	0	0%	57	48%	0	0%	0	0%	119	100%
18	6	24%	2	8%	3	12%	2	8%	1	4%	11	44%	0	0%	0	0%	25	100%
19	1	25%	2	50%	0	0%	0	0%	0	0%	1	25%	0	0%	0	0%	4	100%
20	4	20%	1	5%	2	10%	0	0%	0	0%	12	60%	0	0%	1	5%	20	100%
21	0	0%	1	100%	0	0%	0	0%	0	0%	0	0%	0	0%	0	0%	1	100%
22	0	0%	1	100%	0	0%	0	0%	0	0%	0	0%	0	0%	0	0%	1	100%
TOTAL	148	25%	98	17%	40	7%	67	11%	1	0%	228	39%	2	0%	3	1%	589	100%

2J*: Denver Juvenile Probation.

Note: Percentages may not total 100 percent because of rounding.

FY2007
Colorado State Probation Specialized Programs
Juvenile Intensive Supervision Probation (JISP)
Revocation Types

DISTRICT	Revoked: New Felony	Revoked: New Misdemeanor	Revoked: Technical	Total Revocations
1	5	3	21	29
2J*	1	1	15	17
3	1	0	1	2
4	6	2	9	17
5	0	0	1	1
6	2	1	3	6
7	0	0	1	1
8	3	3	15	21
9	0	0	2	2
10	2	1	11	14
11	1	0	1	2
12	1	0	4	5
13	0	0	1	1
14	0	0	1	1
15	0	0	0	0
16	0	0	6	6
17	4	2	16	22
18	5	5	47	57
19	0	2	9	11
20	0	0	1	1
21	4	4	4	12
22	0	0	0	0
TOTAL	35	24	169	228

2J*: Denver Juvenile Probation.

Key:

New Felony: Includes revocations for a new felony offense committed while on probation supervision

New Misdemeanor: Includes revocations for a new misdemeanor offense committed while on probation supervision.

Technical: Includes revocations for technical probation supervision violations (e.g. drug use, non-compliance).

Total Revocations: Total includes all felony, misdemeanor, and technical violations resulting in a revocation from probation
Note: Percentages may not total 100 percent because of rounding.

Source: Specialized Programs Data Collection Coversheet-JISP submitted by probation districts July 2006- June 2007.



An Oath ...

I do solemnly, sincerely, and truly declare and affirm that I will support the Constitution of the United States, and of the State of Colorado, and will faithfully perform the duties of the Office of Probation Officer upon which I am about to enter.

**Colorado Probation:
Specialized Programs Summary**

FY2007
Colorado State Probation Specialized Programs
Active Clients on June 30, 2007

DISTRICT	Adult Intensive Supervision Probation (AISP)		Female Offender Program (FOP)		Sex Offender Intensive Supervision Probation (SOISP) ¹		Juvenile Intensive Supervision Probation (JISP) ²		TOTAL ACTIVE CLIENTS	
1	234	53%	41	9%	114	26%	49	11%	438	100%
2A ³	319	67%	72	15%	85	18%	0	0%	476	100%
2J ⁴	0	0%	0	0%	0	0%	70	100%	70	100%
3	6	33%	0	0%	7	39%	5	28%	18	100%
4	140	37%	25	7%	197	51%	21	5%	383	100%
5	11	58%	0	0%	3	16%	5	26%	19	100%
6	2	6%	0	0%	22	65%	10	29%	34	100%
7	43	98%	0	0%	1	2%	0	0%	44	100%
8	116	46%	20	8%	83	33%	33	13%	252	100%
9	17	77%	0	0%	3	14%	2	9%	22	100%
10	84	39%	21	10%	71	33%	42	19%	218	100%
11	12	26%	0	0%	34	72%	1	2%	47	100%
12	4	31%	0	0%	2	15%	7	54%	13	100%
13	36	72%	0	0%	12	24%	2	4%	50	100%
14	6	46%	0	0%	5	38%	2	15%	13	100%
15	9	56%	0	0%	1	6%	6	38%	16	100%
16	9	41%	0	0%	6	27%	7	32%	22	100%
17	172	51%	45	13%	62	18%	58	17%	337	100%
18	137	30%	31	7%	221	48%	71	15%	460	100%
19	87	50%	16	9%	47	27%	23	13%	173	100%
20	85	49%	26	15%	44	25%	18	10%	173	100%
21	39	31%	29	23%	36	29%	22	17%	126	100%
22	1	9%	0	0%	6	55%	4	36%	11	100%
TOTAL	1,569	46%	326	10%	1,062	31%	458	13%	3,415	100%

¹Sex Offender Intensive Supervision Probation: The Non-SOISP sex offender population is included in the Regular Adult Probation Table.

²Juvenile Intensive Supervision Probation: This number may include sex offenders that have been sentenced to JISP.

³2A: Denver Adult Probation. This is the only district with just adult offenders, all other districts include both adult and juvenile.

⁴2J: Denver Juvenile Probation. This is the only district with just juvenile offenders, all other districts include both adult and juvenile.



An Oath ...

I do solemnly, sincerely, and truly declare and affirm that I will support the Constitution of the United States, and of the State of Colorado, and will faithfully perform the duties of the Office of Probation Officer upon which I am about to enter.

**Colorado Probation:
Victim Services**

**Summary of Colorado Probation
Victims Services
FY 2002 to FY 2007**

	FY2002	FY2003	FY2004	FY2005	FY2006	FY2007
VICTIM SERVICES						
Initial Notifications Sent	9,790	12,296	10,934	12,077	13,936	14,949
Notification Requests Returned	2,159	2,372	2,635	2,363	2,165	2,512
Percent of Victims Requesting Notification	22%	19%	24%	20%	16%	17%
VICTIM NOTIFICATION OF CRITICAL PROBATION EVENTS¹						
Change of Probation Officer and Supervision						
Location	3,738	3,169	2,818	1,359	1,360	854
Date of Probation Termination	1,256	1,533	1,936	1,914	1,807	1,741
Early Termination Requests	248	337	439	300	316	315
Probation Violation ²		460	1,096	996	861	854
Probation Revocation Hearing/Disposition	2,994	3,831	3,434	3,392	3,710	4,040
Hearing other than Revocation	1,897	2,071	2,757	4,080	3,475	2,916
Modification of Probation Sentence	43	461	467	307	309	480
Change of Venue/Transfer of Jurisdiction	866	589	441	429	331	481
Abscond/Warrant	1,184	1,465	1,379	1,494	1,385	1,355
Death of a Probationer	33	27	25	36	21	28
TOTAL NOTIFICATIONS	12,259	13,943	14,792	14,307	13,575	13,064

Victim Notification of Critical Probation Events¹: These numbers include all of the statutorily (24-4.1-303 (13.5) (a) C.R.S) required notifications of the critical stages of probation supervision.

Probation Violation²: This figure applies solely to domestic violence victims regarding their right to be informed of any conduct by the defendant that results in an increase in the probation supervision level (24-4.1-303 (13.5) (VIII), C.R.S.).



An Oath ...

I do solemnly, sincerely, and truly declare and affirm that I will support the Constitution of the United States, and of the State of Colorado, and will faithfully perform the duties of the Office of Probation Officer upon which I am about to enter.

**Colorado Probation:
Alcohol/Drug Driving Safety Program
(ADDS)**

**Summary of Colorado DUI/DWAI State Evaluations
FY 2003 to FY 2007**

TOTAL EVALUATIONS DISTRICT	FY 2003	FY 2004	FY 2005	FY 2006	FY 2007
	Number	Number	Number	Number	Number
1	2,833	2,657	2,778	2,752	2,790
3	385	361	310	315	130
4	2,832	2,730	3,146	3,348	2,982
5	1,122	1,185	1,040	936	1,287
6	448	562	583	547	431
7	669	622	665	632	646
8	2,249	2,373	2,166	2,704	2,667
9	780	776	720	804	832
10	1,243	1,211	1,116	1,095	852
11	562	617	536	628	507
12	471	443	591	604	539
13	627	566	519	500	514
14	454	394	358	433	453
15	307	189	162	143	125
16	230	194	203	232	152
17	2,928	3,373	3,424	3,350	3,400
18	4,008	4,093	3,731	3,873	3,383
19	1,615	1,608	1,565	1,516	1,845
20	2,393	1,817	1,942	1,952	1,572
21	918	953	1,073	848	839
22	212	216	241	252	255
COLORADO COURT TOTAL	27,286	26,940	26,869	27,464	26,201
Denver County*	2,638	2,341	2,058	1,929	2,700
STATE TOTAL	30,812	29,627	28,998	29,393	28,901

*Denver County Court is not part of the State Court data system, therefore this data is reported separately.



An Oath ...

I do solemnly, sincerely, and truly declare and affirm that I will support the Constitution of the United States, and of the State of Colorado, and will faithfully perform the duties of the Office of the Colorado Judgeship upon which I am about to enter.

Section IX: Glossary of Terms

Probation

Absconder:	Refers to probationers who become fugitives and are no longer compliant with probation supervision.
Adjudication:	Refers to a juvenile case indicating that the charges have been proven or the juvenile has pled guilty to committing a delinquent act. The equivalent for adult offenders is "conviction."
Administrative Investigations:	A supplemental report to a Pre- Sentence Report addressing additional cases.
Administrative Closure:	Includes no services provided to an offender (i.e. in custody in another jurisdiction).
Administrative Client Risk Level or Active:	An assigned supervision level indicating lower supervision need by probation because of other more intensive "supervision" being provided elsewhere (such as jail or an inpatient treatment facility) or minimal conditions of the sentence remain and more intensive supervision is no longer necessary.
Change of Venue:	Occurs when a delinquent juvenile has been transferred from one Colorado judicial district, where the offense occurred, to another one where the juvenile will receive supervision. Change of Venue typically occurs because the juvenile resides in a jurisdiction other than where the offense took place.
Client Risk Level:	Probation offenders are classified using a risk assessment instrument. The instrument used for adults are the LSI (Level of Supervision Inventory), the SARA (Spousal Assault Risk Assessment) and the Oregon Sex Offender assessment instrument. The juvenile instrument is the CYO- LSI (Colorado Young Offender Level of Service Inventory) and the O'Brien Sex Offender Assessment is used for juvenile sex offenders. These instruments determine the level of supervision for an offender (e.g. Maximum, Medium, and Minimum).
Courtesy Closure:	A case that has closed in the supervising jurisdiction and returned to the originating or sentencing district.
Courtesy Supervision:	Occurs when an adult offender has received a probation sentence in one Colorado judicial district but will be supervised by the probation department in another Colorado judicial district because they reside in that jurisdiction.
Community Corrections:	A community-based sentence that is more restricted than probation supervision but less restrictive than a secure facility. A community corrections sentence typically includes both a residential and non-residential component with supervision from a case manager. Because probation maintains jurisdiction over offenders sentenced to community corrections, they are also monitored by a probation officer.
Deferred Judgment and Sentence/Adjudication:	Refers to a case status in which the offender, (adult or juvenile) has entered a plea of guilty and, through an agreement with the district attorney and consent of the court, the case is continued for a set period of time. The offender is usually supervised by probation and upon successful completion of the deferred judgment the case is dismissed.
Intake:	The initial process for setting up the supervision of probationers in the absence of a pre-sentence investigation. The intake process typically entails a review of the Terms and Conditions of the probation sentence, an assessment of risk and needs, and initial referral for services.
Interstate:	Refers to offenders who have committed crimes in a state other than where they reside. These offenders apply to have their supervision transferred to their state of residence and are screened by the Interstate Compact Office prior to acceptance of supervision.
Investigations:	An investigative process conducted by probation officers prior to sentencing on a criminal offense. The information (e.g. risk for re-offense, service needs, criminal, social, education and substance abuse history, impact of the offense on victim(s) etc.) gathered during a pre-sentence investigation is used to inform sentencing decisions and supervision strategies.

Length of Stay:	The period of time an offender is on probation supervision.
Monitoring:	DUI/DWAI offenders who as a part of their sentence are required to have their compliance with court orders monitored by the probation department.
Revoked:	The withdrawal of a probation sentence due to a new misdemeanor or felony offense or a technical violation of the Terms and Conditions of the probation sentence. Following a revocation of probation, the offender is re-sentenced by the court.
Success:	Successful terminations represent those offenders who meet their Terms and Conditions of their probation sentence and the length of their sentence has expired.
Technical Violation:	Occurs when a probationer has been non-compliant with the Term(s) and Condition(s) of the probation sentence (e.g. drug use, missed appointments etc).

Supreme Court Glossary of Terms

Civil Appeal:	A written request to modify or reverse the judgment of a trial court or intermediate level appellate court in a civil case.
Criminal Appeal:	A request to modify or reverse the judgment of a trial court or intermediate level appellate court in a criminal case.
Habeas Corpus:	(Habeas corpus ad subjiciendum) "An independent civil action to determine not the guilt or innocence of the person held in custody, but whether the custody is unlawful. Common grounds for relief under the writ include a conviction based on illegally obtained evidence, a denial of effective assistance of counsel, or a conviction by a jury that was improperly selected and impaneled. Use of the writ is not limited to criminal matters. It is also available in civil matters, as, for example, to challenge a person's custody of a child or the institutionalization of a person declared incompetent." (http://dictionary.lp.findlaw.com)
Interlocutory:	An interlocutory appeal is one which is not determinable of the controversy, but which is necessary for a suitable adjudication of the merits. Colorado Appellate Rule 4.1 governs interlocutory appeals in criminal cases and provides that the state may file an interlocutory appeal in the Supreme Court from a district court ruling granting a motion in advance of the trial by the defendant for the return of property and to suppress evidence or to suppress an extra-judicial confession or admission. This is only one example of an interlocutory appeal.
Interrogatories:	Pursuant to Article VI, section 3 of the state Constitution, the Court may be required to answer "important questions upon solemn occasions" propounded by the Governor, the Senate, or the House of Representatives. These questions are called "interrogatories."
Judicial Discipline or Disability:	Judges who are alleged to have engaged in misconduct or to be suffering from a disability which is or is likely to become of a permanent character may be subject to judicial discipline. The Colorado Commission on Judicial Discipline investigates such allegations and, if it concludes that the judge has engaged in misconduct or is disabled, it may recommend to the Supreme Court a range of sanctions, including removal of the judge from office, retirement of the judge for a disability, reprimand or censure of the judge, or assessment of costs against the judge.
Original Proceedings:	Colorado Rules of Civil Procedure 21 provides the Colorado Supreme Court with discretion to exercise original jurisdiction in extraordinary circumstances where no other remedy is available. Original proceedings are used to test whether the trial court is proceeding without jurisdiction or in excess of its jurisdiction and to review a serious abuse of discretion when an appellate remedy would be inadequate. The remedy in an original proceeding takes the form of a special mandate from the Supreme Court addressed to an individual, official body, or lower court and may be used to restrain or compel the acts of a trial court. The Court issues a "rule to show cause" why the relief requested in the petition should not be granted. After considering the written briefs, the Supreme Court

either makes the rule absolute (grants the relief requested) or discharges the rule (denies the relief requested).

Petitions in Certiorari: A writ of common law origin issued by a superior to an inferior court requiring the latter to produce a certified record of a particular case tried therein. The writ is generally issued so that the issuing court may inspect the proceedings and determine whether there have been any irregularities. Like the United States Supreme Court, the Colorado Supreme Court uses the writ as a discretionary device to choose which cases it wishes to hear. Colorado Appellate Rules 49-58 govern writs of certiorari.

Reapportionment: Article 5, section 48 of the state Constitution provides that after the decennial federal census, the senatorial districts and representative districts shall be established, revised, or altered, and the members of the Senate and the House of Representatives apportioned among them, by a Colorado reapportionment commission. The commission must publish a preliminary plan for reapportionment of the members of the General Assembly and shall hold public hearings thereon. After the completion of such hearings, the commission must finalize its plan and submit the same to the Colorado Supreme Court for review and determination as to whether the plan meets constitutional standards. The Supreme Court must either approve the plan or return the plan and the court's reasons for disapproval to the commission. If the plan is returned, the commission shall revise and modify it to conform to the court's requirements and resubmit the plan to the court. If the plan is approved by the court, it shall be filed with the secretary of state for implementation.

Request for Stay Pending Appeal: A stay is a suspension of the case or some designated proceedings within it. Colorado Appellate Rule 8 governs stays pending appeal.

Rule 21.1: This rule of appellate procedure governs certification of questions of law to the Colorado Supreme Court by the United States Supreme Court, federal courts of appeals, federal district courts, and the federal Court of Claims. Under the rule, a certifying court may request that the Colorado Supreme Court answer a question of law if there is involved in any proceeding before the certifying court a question of state law which may be determinative of the cause pending and to which it appears that there is no controlling precedent in the Colorado Supreme Court's decisions.

Special Concurrences: An opinion in which a justice expresses agreement with the particular result in a given case while objecting to a line of reasoning. The special concurrence may relate to the majority opinion in its entirety or to the result only.

Statutory Reviews: Section 1-40-107, C.R.S., provides a mechanism by which registered electors who meet certain criteria and who believe that a ballot title contains multiple subjects may petition the Supreme Court to review the title board's action or decision.

Unauthorized Practice: The practice of law by one who is not licensed as an attorney in Colorado. The Supreme Court has the exclusive jurisdiction to define the practice of law and to prohibit the unauthorized practice of law within the state (see C.R.C.P. 229 through 240.1).

Trial Court Glossary of Terms

Administrative Support Order: Cases in which the delegate child support unit (typically the department of social services) files a paternity or child support case (See §26-13.5-101 C.R.S.).

Ancillary Proceedings: A type of probate filing in which a probate case had been opened in another state but the decedent had property in the state of Colorado.

Breach of Contract: A civil case in which the plaintiff claims parties made an agreement either written or otherwise and the other side has breached this contract (e.g. §13-80-102 C.R.S.).

Breach of Warranty: A civil case in which a plaintiff claims that a product does not perform as represented.

C.R.C.C.P.:	Abbreviation for Colorado Rules of County Civil Procedure
C.R.C.P.:	Abbreviation for Colorado Rules of Civil Procedure
C.R.S.:	Abbreviation for Colorado Revised Statutes.
Civil Protection Orders:	(Prior to 7/1/03, known as Restraining Orders). District and county courts have original concurrent jurisdiction to issue temporary or permanent civil protection orders for any of the following purposes: 1) to prevent assaults and threatened bodily harm; 2) to prevent domestic abuse; 3) to prevent emotional abuse of the elderly; and 4) to prevent stalking (See 13-14-102 C.R.S. and 13-1-136 C.R.S. and C.R.C.C.P. Rule 365)
Condemnation:	A civil case in which the plaintiff, usually the Department of Transportation but may be a city or state district, is asking that property be condemned and taken so that it may be put to that department's use (See §38-3-105 C.R.S.).
County Court Counter Claim:	A civil case in which a defendant desires to counterclaim against the Plaintiff. In County Court if the counterclaim exceeds the jurisdiction of County Court, a transfer of the case to District Court may be requested by the defendant or made automatically by the court (See C.R.C.P. 313).
County Felony:	Criminal felony cases that have preliminary work done at the County Court level before being bound over (sent) to District Court.
Covenant:	Provisions in a deed limiting the use of the property and prohibiting certain uses. Breach of covenant claims are usually filed by homeowners associations.
Criminal Non-support:	A criminal action for the non-payment of child support.
Declaratory Judgment:	A civil case in which the plaintiff is asking the court to declare (order) something. It is used to settle and gain relief from uncertainty with respect to rights, status, or other legal relations.
Dependency and Neglect:	A child is dependent or neglected if a parent, guardian, or legal custodian has abandoned the child or has subjected the child to mistreatment or abuse, whether the parent is or is not at fault. In addition, a child is dependent or neglected if the child has run away from home or is beyond the control of his or her parents (For other examples, see §19-3-102 C.R.S.).
Determination of Interests:	A civil case in which the plaintiff asks the court to determine his or her interest in something (<i>e.g. two attorneys have been partners in a law practice. Now the partnership is being dissolved, and the attorneys cannot agree on who gets what, for example: furniture, computer, client list, etc.</i>).
Disposition:	The final settlement of a matter. With reference to decisions announced by a court, a judge's ruling is commonly referred to as a disposition.
Distraint Warrant:	A filing by the State Department of Revenue for a judgment for outstanding state taxes that allows for a lien to be placed on the debtor's assets.
Expedited Placement:	A dependency and neglect case in which at least one child of the family is under the age of 6 years on the date the petition is filed qualifies as an Expedited Permanency Planning (EPP) case (§19-3-104 C.R.S.).
Felony:	A crime punishable by death or by imprisonment in a state penal institution.
Forcible Entry and Detainer:	Eviction; a civil case in which the plaintiff is seeking to regain possession of leased real property and possibly money damages (See §13-40-110 C.R.S.).
Foreclosure other than Rule 120:	A legal proceeding to terminate a mortgager's interest in property, instituted by the lender either to gain title or to force a sale in order to satisfy the unpaid debt secured by the property (See §38-38-701 C.R.S.).
Foreign Judgment:	A judgment from any state or federal court granting or denying recovery for a sum of money other than judgments for taxes, a fine or other penalty, or a judgment for support in family or matrimonial matters (See §13-53-102 C.R.S.).
Goods Sold and Delivered:	A civil case in which the plaintiff claims that defendant purchased products, not services, but has failed to pay for them.

Incoming Registration of Support:	A domestic case in which a person had a Support Order that was entered in another state and he or she wants to enforce the case here, generally to modify the support order or to issue garnishments or wage assignments.
Infraction:	A breach, violation, or infringement, as of a law, contract, right, or duty. A violation of a statute for which the only sentence authorized is a fine.
Injunctive Relief:	Plaintiff asks the court to restrain or enjoin another party from taking an action that may cause harm or result in injury, loss or damage to the plaintiff. May also include a temporary protection order. (See C.R.C.P. 65)
Intestate-Formal:	Formal probate proceedings, with no will involved, may be commenced by an interested person filing a petition and, after notice and hearing, the court enters an order, adjudicates intestacy, determines heirs and appoints a personal representative.
Intestate-Informal:	Informal probate proceedings, with no will involved, may be commenced by an interested person filing an application for informal appointment.
Lien:	A civil case in which the plaintiff has provided goods and/or services to a party, and has not been paid. Plaintiff retains right to hold property until payment for services is received. If services were provided on real property, see Mechanic's Lien. (See §38-22-101 C.R.S.)
Mechanic's Lien:	Plaintiff has provided goods and/or services on a property (real property) for which he or she has not been paid and plaintiff has subsequently filed a lien against the property to ensure payment. (See §38-22-101 C.R.S.)
Misdemeanor:	A criminal offense punishable by a sentence in the county jail.
Money:	A civil case in which the plaintiff claims a demand for money owed.
Note:	A civil case in which the plaintiff claims defendant has signed a note (a borrower's legally binding written promise to repay a debt to a lender on a specified date) and has defaulted on the payment for that note.
Outgoing Registration of UIFSA:	An administrative order filed by the Department of Health Services that it wants to have enforced in another state.
Public Administrator Statement:	A type of probate filing. The public administrator files statements of accounts in small estates.
Public Utilities Commission:	A review of a decision by the Public Utilities Commission for the purpose of having the lawfulness of the final decision inquired into and determined. (See §40-6-115 C.R.S.)
Registration of Foreign Decree:	When a party to a domestic relations case, filed in another state, seeks to register (or file) an out-of-state case into the State of Colorado for purposes of enforcement. (See §14-11-101 C.R.S.)
Replevin:	A civil case in which a party having right to possession is asking to recover from another who has either wrongfully taken or detained property. (See C.R.C.P. 104.)
Restraining Orders:	See Civil Protection Orders
Rule 105 Quiet Title:	Plaintiff asks the court to determine the rights of all parties with respect to real property and its possession (See C.R.C.P. 105 and C.R.C.P. 105.1(b)).

Rule 106 Writ/Contempt:	A civil case brought in District Court that allows for relief to be obtained in the following instances: 1) where any person not being committed or detained for any criminal or supposed criminal matter is illegally confined or restrained; 2) to compel a lower judicial body, governmental body, corporation, board, officer or person to perform an act which the law specially enjoins as a duty resulting from an office, trust, or station, or to compel the admission of a party to the use and enjoyment of a right or office to which he is entitled, and from which he is unlawfully precluded; 3) when any person usurps, intrudes into, or unlawfully holds or exercises any office or franchise; 4) where any governmental body or officer or any lower judicial body exercising judicial or quasi-judicial functions has exceeded its jurisdiction or abused its discretion, and there is no remedy otherwise provided by law.
Rule 120 Deed of Trust:	A party holding interest in property through an instrument in which there is default on the instrument, may ask the court to order the property sold by the public trustee (See C.R.C.P. Rule 120).
Services Rendered:	A civil case in which a party performs a service but is not compensated as agreed.
Single Transaction:	A type of probate filing in which the court, without appointing a conservator, may enter an order to authorize, direct or ratify any transaction necessary or desirable for the best interests of the protected person.
Special Administrator-Formal:	A type of probate filing. A Special Administrator may be appointed by the Court on petition of any interested person and finding, after notice and hearing, that appointment is necessary to preserve the estate or secure its proper administration, including when a personal representative cannot or should not act. (See §15-12-614 C.R.S.)
Special Administrator-Informal:	A type of probate filing. A Special Administrator may be appointed informally by the Registrar on application of any interested person when necessary to protect the estate of a decedent prior to the appointment of a general personal representative or if a prior appointment has been terminated. (See §15-12-614 C.R.S.) Note there is a general policy in most courts to accept only formal proceedings.
Special District:	Persons proposing the organization of a special district (i.e. water, fire protection, metropolitan, park & recreation, sanitation etc.) may petition the court for the organization of the district. (See §32-1-301 C.R.S.)
Specific Performance:	A civil case in which the plaintiff claims that a contract exists between parties and one party has failed to perform the conditions of the contract. The plaintiff asks the court to order that the conditions of the contract be performed.
Testate-Formal:	A probate filing. A formal proceeding for adjudication regarding the priority or qualification of one who is an applicant for appointment as personal representative, or of one who previously has been appointed personal representative in informal proceedings, or if an issue concerning the testacy of the decedent is or may be involved (See §15-12-414 C.R.S.).
Testate-Informal:	A probate filing. An informal probate of will and informal appointment of personal representative.
Termination (terminated case):	A case in which all outstanding issues have been resolved; a case that has reached final resolution.
Uniform Veterans Guardianship Act:	A type of probate filing, commonly referred to as a UVGA case, which applies to beneficiaries of monies from the Veterans Administration. The word guardian and guardianship is used but in essence this is a conservatorship and essentially treated as a conservatorship.
Writ of Habeas Corpus:	Plaintiff claims that he or she has been illegally confined and is asking for an order releasing him or her. (See §13-45-101 C.R.S. and §13-45-102 C.R.S.)