

SUPREME COURT OF COLORADO

STATE JUDICIAL BUILDING
2 EAST 14TH AVENUE
DENVER, COLORADO 80203-2116

MARY J. MULLARKEY
CHIEF JUSTICE

(303) 837-3771

Each year the Colorado Judicial Branch presents its annual statistical report to the citizens of Colorado. As Chief Justice of the Colorado Supreme Court, I am pleased to present our report for Fiscal Year 2006. This report reflects the efforts of the courts to implement the United States and Colorado Constitutions and laws by fully and fairly resolving disputes of all kinds.

This statistical report provides a detailed look at the cases filed and resolved in our courts during the fiscal year that ended on June 30, 2006. It presents detailed data on court activities at the appellate, district, and county court levels, and in probation services. Information is presented by category of court filings and probation caseloads as well as location of filings.

In FY 2006, the statewide bench was comprised of 263 judges. Six of these positions were created through the legislature's four-year plan which began July 1, 2001, to add 24 new district court judgeships. By the end of FY 2006, 18 of the 24 judge positions had been funded by the legislature.


Commencing in Fiscal Year 2006 the judiciary began celebrating a milestone in the state's history. In November 1966, Colorado voters amended the state constitution, removing judges from partisan politics and changing how our judges are selected. The celebration began on Law Day, May 1, 2006, and will continue through April 30, 2007.

The amendment was a giant step forward in Colorado's effort to provide a fair and impartial court system. Judges are held accountable to the constitution and laws, not to party politics.

Key to the merit selection and retention of judges are two citizen commissions. When a new judge is needed, the judicial nominating commission collects and evaluates applications, interviews candidates, and selects two or three nominees who have the best qualifications. These nominees are forwarded to the governor who appoints the new judge from the list.

Unlike federal judges who have lifetime tenure, Colorado judges have terms for a certain number of years ranging from four years for the county court to ten years for the supreme court. The performance of every Colorado judge is evaluated on a regular basis by another body of citizens. Judges can continue to serve as judges only if they are approved by the voters. At every point in the process, the emphasis is on the skills and personal qualities that a judge will bring to the bench. We are very proud of this system and of the high quality of judges merit selection has provided Colorado.

As Chief Justice, I represent this proud and honored system that is responsive to the needs of the public and promotes the public's understanding of and confidence in the Colorado Judicial Department.



Mary J. Mullarkey, Chief Justice

Table of Contents

Foreword	i
Judicial District Map	ii
Organization Chart	iii

I. Supreme Court

List of Supreme Court Justices	1
Narrative	3
Table 1 Supreme Court Caseload, FY 1975 to FY 2006	5
Table 2 Distribution of Case Filings in the Supreme Court, FY 1987 to FY 2006	6
Table 3 Distribution by Type of Case Filed in the Supreme Court, FY 2002 to FY 2006	6
Table 4 Distribution of Case Terminations, FY 1987 to FY 2006	7
Table 5 Supreme Court Written Opinions, FY 2002 to FY 2005	7
Table 6 Distribution of Supreme Court Cases at Issue, End of FY 2006	8
Table 7 Distribution of Supreme Court Cases Not at Issue, End of FY 2006	8

II. Court of Appeals

List of Court of Appeals Judges	9
Narrative	11
Table 8 Court of Appeals Caseload, FY 1972 to FY 2006	13
Table 9 Distribution of Case Filings and Percent Change for FY 2005 and FY 2006	14
Table 10 Distribution of Case Terminations and Percent Change for FY 2005 and FY 2006	14

III. District Court

List of District Court Judges	15
Narrative	17
Chart 1&2 Filing Comparison, FY 1997 and FY 2006	19
Table 11 District Court Filings and Terminations Compared to Previous Year	21
Table 12 District Court Caseload, FY 1997 to FY 2006	22
Table 13 District Court Filings and Percent Change, FY 2005 to FY 2006	23
Table 14 District Court Filings and Terminations for FY 2006	24-27
Table 15 Court and Jury Trials for District Court for FY 2006	28-29
Table 16 Civil Filings by Type of Case for FY 2006	30-43
Table 17 Domestic Relations Filings by Type of Case for FY 2006	44-47
Table 18 Criminal Filings by Type of Case for FY 2006	48-59
Table 19 Juvenile Filings by Type of Case for FY 2006	60-65
Table 20 Juvenile Delinquency Filings by Type of Case for FY 2006	66-75
Table 21 Mental Health Filings by Type of Case for FY 2006	76-77
Table 22 Probate Filings by Type of Case for FY 2006	78-85

IV. County Court

List of County Court Judges	87
Narrative	89
Chart 3&4 Filing Comparison, FY 1997 and FY 2006	91
Table 23 County Court Filings and Terminations Compared to Previous Year	93
Table 24 County Court Caseload FY 1997 to FY 2006	94
Table 25 County Court Filings and Percent Change from FY 2005 to FY 2006	95
Table 26 County Court Filings and Terminations for FY 2006	96-99
Table 27 Court and Jury Trials for County Court for FY 2006	100-101
Table 28 DUI/DWAI Filings by District for FY 1997 to FY 2006	103
Table 29 Civil Filings by Type of Case for FY 2006	104-105
Table 30 Misdemeanor Filings by Type of Case for FY 2006	106-113
Table 31 Small Claims Filings by Type of Case for FY 2006	114-115
Table 32 Traffic Filings by Type of Case for FY 2006	116-117

V. Water Court

List of Water Court Judges	119
Narrative.....	121
Table 32 Filings, Claims and Percent Change for FY 2005 and 2006	123

VI. Office of Dispute Resolution

Narrative.....	125
Table 33 ADR Services Provided by Case Type and Disposition Percentage, FY 2006.....	127
Table 34 ADR Services Provided by District and Case Type, FY 2006	128
Table 35 Mediation Services Provided by District and Case Type, FY 2006	129

VII. Financial Information

Narrative.....	131
Table 36 Colorado Judicial Branch, Collections	132
Chart 5 Judicial Restitution, FY 1997 to FY 2006.....	133
Chart 6 Colorado Judicial Branch, FY 2006 Statewide Total Appropriations	135
Chart 7 Colorado Judicial Branch, FY 2006 Judicial Appropriation by Agency.....	135
Chart 8 Colorado Judicial Branch, FY 2006 Judicial Appropriation by Major Program.....	135
Chart 9 Colorado Judicial Branch, FY 2006 Judicial Appropriation by Major Cost Category	135

VIII. Colorado Probation

List of Chief Probation Officers	137
Narrative.....	139-142
Table 34 Summary of State Regular Probation Supervision and Investigation Caseloads (Adult and Juvenile) FY 2002 to FY 2006.....	143
Table 35 Summary of Private Probation Caseloads, FY 2002 to FY 2006	144
Table 36 State and Private Combined (Non-DUI) Success/Unsuccessful Terminations FY 2006	145

Regular Adult Probation:

Table 37 Adult Probation: FY 2006 Investigations.....	147
Table 38 Adult Probation: FY 2006 New Clients by Offense Type.....	148
Table 39 Adult Probation: FY 2006 New Clients by Court of Origin	149
Table 40 Adult Probation: FY 2006 New Clients by Supervision Type.....	150
Table 41 Adult Probation: FY 2006 New Clients by Gender.....	151
Table 42 Adult Probation: FY 2006 New Clients by Age	152
Table 43 Adult Probation: FY 2006 New Clients by Ethnic Group	153
Table 44 Adult Probation: FY 2006 Successful/Unsuccessful Terminations.....	154
Table 45 Adult Probation: FY 2006 All Probation Supervision Closure Types.....	155
Table 46 Adult Probation: FY 2006 Types of Revocation.....	156
Table 47 Adult Probation: FY 2006 Length of Stay on Probation Supervision.....	157
Table 48 Adult Probation: FY 2006 Active Client Risk Levels on June 30, 2006 (State Supervised).....	158
Table 49 Adult Probation: FY 2006 Domestic Violence and Sex Offender Caseloads on June 30, 2006 (State Supervised)	159
Table 50 Adult Probation: FY 2006 Total Active Clients (State Supervised and Non- DUI Criminal Private) on June 30, 2006	160
Table 51 Adult Probation: FY 2006 Total Active Clients (State Supervised, Non- DUI Criminal Private and DUI Private) on June 30, 2006.....	161

Private Probation:

Table 52 Private Probation: FY 2006 New Clients by Supervision Type.....	163
Table 53 Private Probation: FY 2006 New Clients by Gender	164
Table 54 Private Probation: FY 2006 New Clients by Age: Non- DUI.....	165
Table 55 Private Probation: FY 2006 New Clients by Age: DUI.....	166
Table 56 Private Probation: FY 2006 New Clients by Ethnic Group: Non-DUI	167
Table 57 Private Probation: FY 2006 New Clients by Ethnic Group: DUI	168
Table 58 Private Probation: FY 2006 Successful/Unsuccessful Terminations.....	169

Table 59	Private Probation: FY 2006 All Closure Types: Non-DUI	170
Table 60	Private Probation: FY 2006 All Closure Types: DUI	171
Table 61	Private Probation: FY 2006 Types of Revocation	172
Table 62	Private Probation: FY 2006 Length of Stay	173
Table 63	Private Probation: FY 2006 Active Non-DUI Clients as of June 30, 2006	174
Table 64	Private Probation: FY 2006 Active DUI Clients as of June 30, 2006	175

Regular Juvenile Probation:

Table 65	Juvenile Probation: FY 2006 Investigations	177
Table 66	Juvenile Probation: FY 2006 New Clients by Supervision Type	178
Table 67	Juvenile Probation: FY 2006 New Clients by Gender	179
Table 68	Juvenile Probation: FY 2006 New Clients by Ethnic Group	180
Table 69	Juvenile Probation: FY 2006 New Clients by Age	181
Table 70	Juvenile Probation: FY 2006 Successful/Unsuccessful Terminations	182
Table 71	Juvenile Probation: FY 2006 All Probation Supervision Closure Types	183
Table 72	Juvenile Probation: FY 2006 Types of Revocation	184
Table 73	Juvenile Probation: FY 2006 Length of Stay on Probation Supervision	185
Table 74	Juvenile Probation: FY 2006 Active Client Risk Levels on June 30, 2006	186
Table 75	Juvenile Probation: FY 2006 Sex Offender Caseloads on June 30, 2006	187

Adult Intensive Supervision Probation (AISP):

Table 76	Specialized Programs: FY 2006 Adult Intensive Supervision (AISP) New Clients	189
Table 77	Specialized Programs: FY 2006 AISP Successful/Unsuccessful Terminations	190
Table 78	Specialized Programs: FY 2006 Adult Intensive Supervision (AISP) Discharges	191
Table 79	Specialized Programs: FY 2006 Adult Intensive Supervision (AISP) Revocation Types	192

Sex Offender Intensive Supervision Probation (SOISP):

Table 80	Specialized Programs: FY 2006 Sex Offender Intensive Supervision (SOISP) New Clients	193
Table 81	Specialized Programs: FY 2006 SOISP Successful/Unsuccessful Terminations	194
Table 82	Specialized Programs: FY 2006 Sex Offender Intensive Supervision (SOISP) Discharges	195
Table 83	Specialized Programs: FY 2006 Sex Offender Intensive Supervision (SOISP) Revocation Types	196

Female Offender Program (FOP):

Table 84	Specialized Programs: FY 2006 Female Offender Program (FOP) New Clients	197
Table 85	Specialized Programs: FY 2006 FOP Successful/Unsuccessful Terminations	198
Table 86	Specialized Programs: FY 2006 Female Offender Program (FOP) Discharges	199
Table 87	Specialized Programs: FY 2006 Female Offender Program (FOP) Revocation Types	200

Juvenile Intensive Supervision Probation (JISP):

Table 88	Specialized Programs: FY 2006 Juvenile Intensive Supervision (JISP) New Clients	201
Table 89	Specialized Programs: FY 2006 JISP Successful/Unsuccessful Terminations	202
Table 90	Specialized Programs: FY 2006 Juvenile Intensive Supervision (JISP) Discharges	203
Table 91	Specialized Programs: FY 2006 Juvenile Intensive Supervision (JISP) Revocation Types	204

Specialized Programs Summary:

Table 92	Specialized Programs: FY 2006 Active Clients on June 30, 2006	205
----------	---	-----

Victim Services:

Table 93	Summary of Victim Services, FY 2002 to FY 2006	207
----------	--	-----

Alcohol and Drug Driving Safety Program:

Table 94	Summary of Colorado DUI Evaluations	208
----------	---	-----

IX. Glossary of Terms

Probation	209-210
Supreme Court Glossary of Terms	210-211
Trial Court Glossary of Terms	211-214

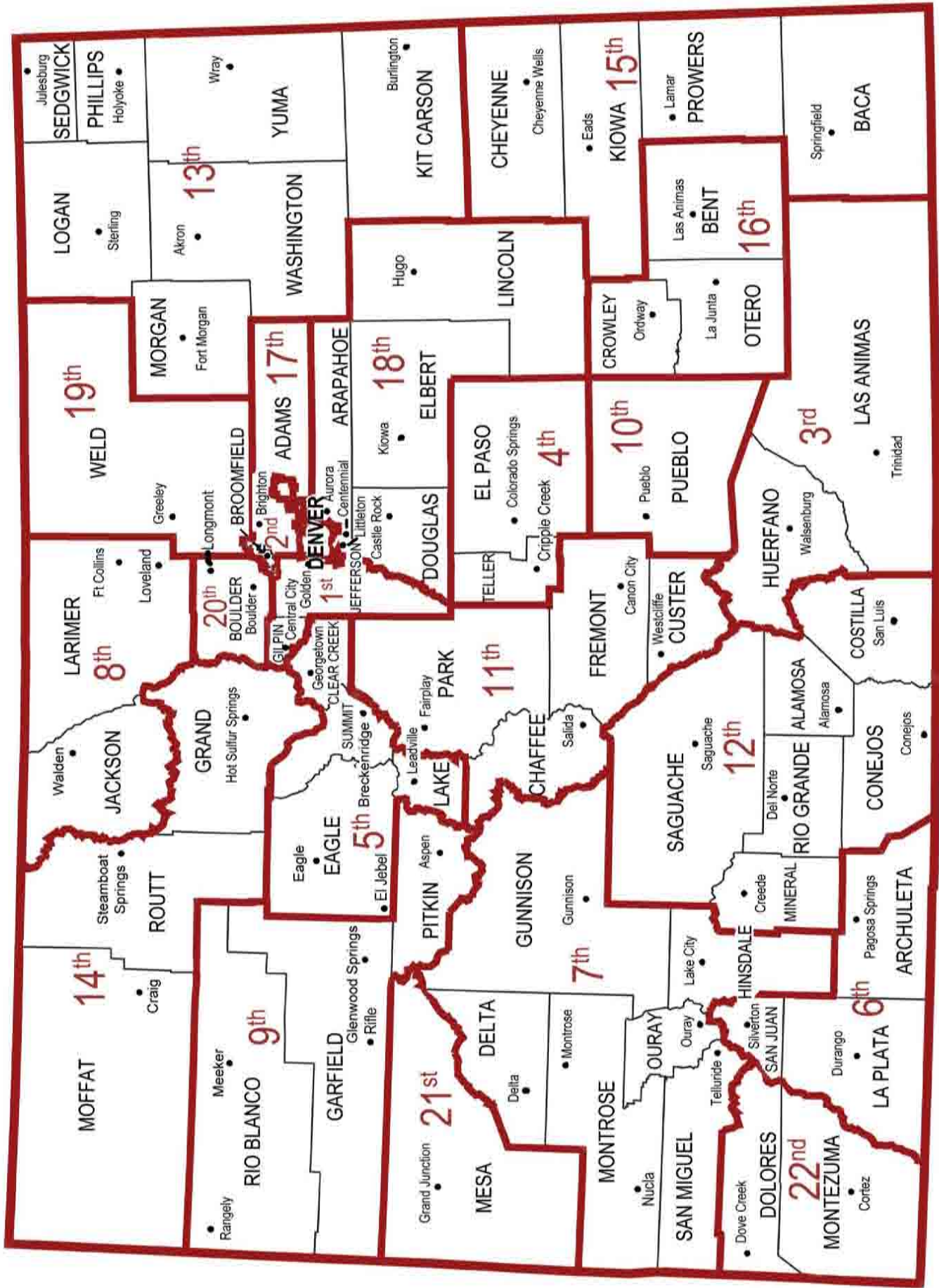
Foreword

The Colorado Judicial Branch joins the Legislative and Executive branches to form the government for the State of Colorado. The Judicial Branch is charged with two responsibilities: resolving disputes and supervising offenders on probation.

The Colorado Judicial Department Annual Statistical Report for Fiscal Year 2006 provides information about the Colorado State Courts. Profiled in this report are case load statistics for the Colorado Supreme Court, Court of Appeals, District Court, County Courts, Water Courts, as well as summarized financial information for the Judicial Department.

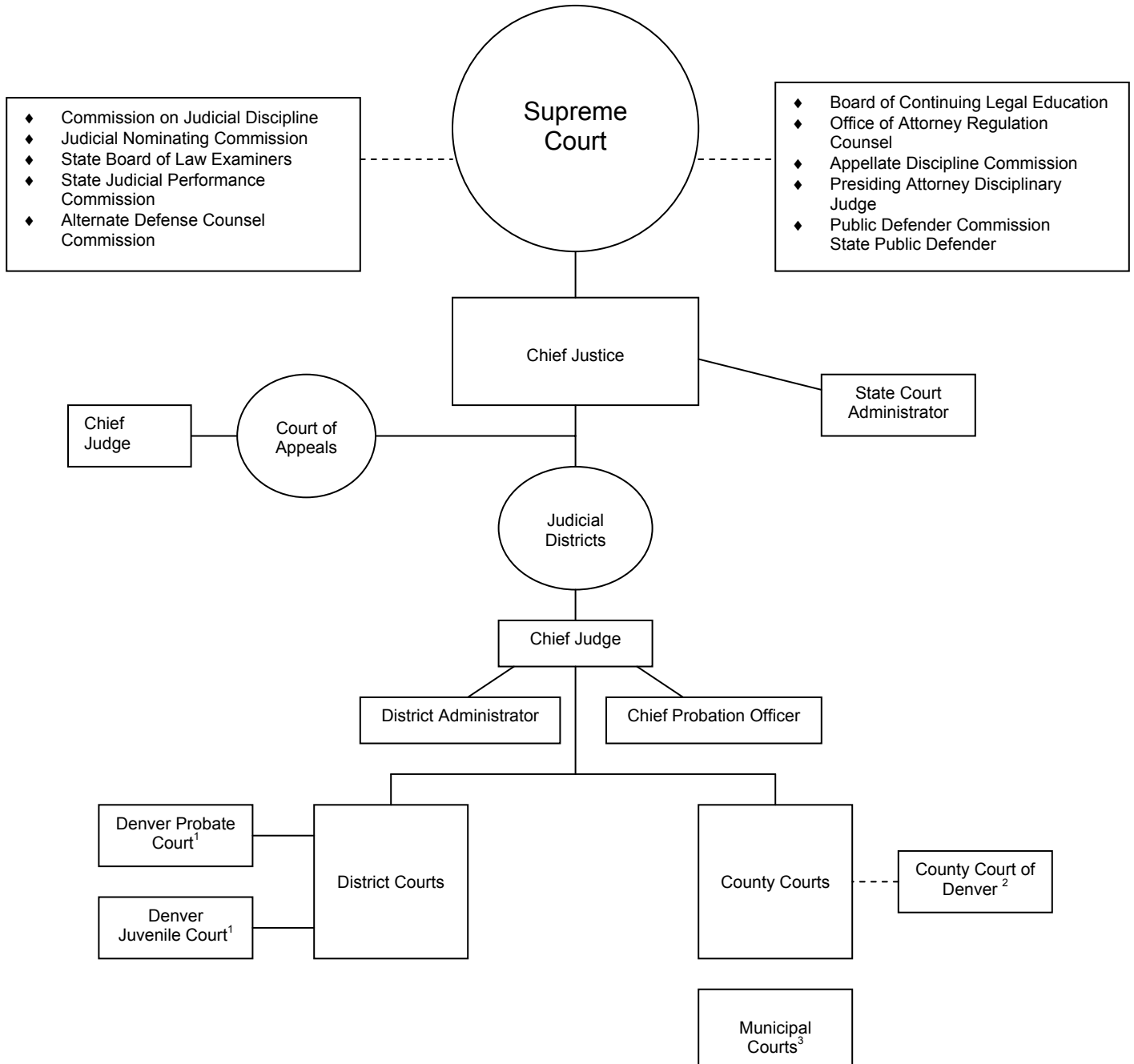
All references in this report reflect data gathered for Fiscal Year 2006 (July 1, 2005 through June 30, 2006), unless otherwise specified. This report can also be viewed by accessing the Colorado Judicial Department website at www.courts.state.co.us. If you need additional information regarding this document, please contact the Office of the State Court Administrator, Division of Planning & Analysis or Division of Probation Services at (303) 861-1111.

Judicial Districts of Colorado



Organization Chart of the Judicial Department

The Colorado court system consists of the Supreme Court, an intermediate Court of Appeals, district courts and county courts. Each county has both a district court and a county court. Special probate and juvenile courts created by the Colorado Constitution exist in the City and County of Denver. Colorado statutes also authorize locally funded municipal courts with jurisdiction limited to municipal ordinance violations.



1 - Exclusive to the City and County of Denver. In the rest of the state, the district court is responsible for juvenile and probate matters.

2 – The Denver County Court functions as a municipal as well as a county court and is separate from the state court system.

3 – Created and maintained by local government but subject to Supreme Court rules and procedures.

Section I: Colorado Supreme Court



40 years of merit selection:

*In November 1966,
Colorado voters adopted
a constitutional amendment
changing how our judges
are selected.*

SUPREME COURT

SUPREME COURT JUSTICES AND APPOINTMENT DATES

Chief Justice Mary J. Mullarkey: Appointed June 29, 1987,
became Chief Justice: August 3, 1998

Gregory J. Hobbs, Jr.: April 18, 1996

Alex J. Martinez: September 12, 1996

Michael L. Bender: January 2, 1997

Nancy E. Rice: August 5, 1998

Nathan B. Coats: April 24, 2000

Alison Eid: February 15, 2006¹

¹ Replaced Hon. Rebecca Love Kourlis

Colorado Supreme Court

The Colorado Supreme Court is the state's court of last resort. Its decisions are binding on all County and District Courts, as well as the Court of Appeals.

The Supreme Court is composed of seven justices who serve renewable ten-year terms. The Chief Justice is selected from the membership of the body and serves at the pleasure of a majority of the justices. The Chief Justice also serves as the executive head of the Colorado Judicial Department and is the ex-officio chair of the Supreme Court Nominating Commission. The Chief Justice appoints the Chief Judge of the Court of Appeals and the Chief Judge of each of the state's 22 judicial districts, and is vested with the authority to assign judges (active or retired) to perform judicial duties.

Requests to review decisions of the Colorado Court of Appeals constitute a majority of the Supreme Court's filings. The Supreme Court also has direct appellate jurisdiction over cases in which a statute has been held to be unconstitutional, cases involving decisions of the Public Utilities Commission, writs of habeas corpus, cases involving adjudication of water rights, summary proceedings initiated under the Election Code, and prosecutorial appeals concerning search and seizure questions in pending criminal proceedings. All of these appeals are filed directly with the Supreme Court, and, in these cases bypass the Court of Appeals. The Supreme Court also has exclusive jurisdiction to promulgate rules governing practice and procedure in civil and criminal actions.

Colorado's attorneys are licensed and disciplined by the Supreme Court. The court's attorney regulation system, funded by attorney registration fees, regulates the profession. In addition, the court oversees the State Court Administrator, Board of Continuing Legal Education, Board of Law Examiners, Commission on Judicial Discipline, and Unauthorized Practice of Law Committee.

Oral arguments are open to the public and you are welcome to visit the court. The clerk's office can assist you in planning a court visit. For more information, please contact Susan J. Festag, Clerk of the Colorado Supreme Court, at 2 East 14th Ave., Denver, Colo. 80203; or call (303) 861-1111 or (800) 888-0001.

Case announcements, oral argument schedules, rules, Chief Justice Directives, protocols, links to committees and commissions, and general information about the court is available at <http://www.courts.state.co.us/supct/supctindex.htm>.

Table 1

Supreme Court Caseload FY 1975 to FY 2006

Fiscal Year	Cases Pending July 1	Cases Filed	Total Caseload	Cases Terminated(a)	Cases Pending June 30
1974-75	479	553	1,032	666	366
1975-76	366	651	1,017	674	343
1976-77	343	735	1,078	704	374
1977-78	374	854	1,228	893	335
1978-79	350	941	1,291	877	414
1979-80	414	950	1,364	893	471
1980-81	471	966	1,437	979	458
1981-82	458	1,052	1,510	1,006	504
1982-83	504	971	1,475	1,038	437
1983-84	437	1,069	1,506	950	556
1984-85	556	967	1,523	1,011	512
1985-86	512	988	1,500	973	527
1986-87	527	970	1,497	1,036	461
1987-88	461	1,022	1,483	1,001	482
1988-89	482	1,198	1,680	1,215	465
1989-90	465	1,300	1,765	1,261	504
1990-91	504	1,265	1,769	1,326	443
1991-92	443	1,313	1,756	1,286	470
1992-93	470	1,251	1,721	1,261	460
1993-94	460	1,277	1,737	1,290	447
1994-95	447	1,358	1,805	1,316	489
1995-96	489	1,401	1,890	1,368	522
1996-97	522	1,511	2,033	1,432	601
1997-98	601	1,520	2,121	1,561	560
1998-99	560	1,525	2,085	1,609	476
1999-00	476	1,617	2,093	1,563	530
2000-01	530	1,367	1,897	1,425	472
2001-02	472	1,368	1,840	1,415	425
2002-03	425	1,401	1,826	1,441	385
2003-04	385	1,317	1,702	1,319	383
2004-05	383	1,466	1,849	1,451	398
2005-06	398	1,393	1,791	1,400	391

(a) Terminations include cases transferred to the Court of Appeals.

Table 2

**Distribution of Case Filings in the Supreme Court
FY 1987 to FY 2006**

	Fiscal Year	Direct Filings	Transfers		Total Filings
			from Court of Appeals	Reopened Cases	
1986-87	952	16	2	970	
1987-88	1,006	14	2	1,022	
1988-89	1,182	15	1	1,198	
1989-90	1,284	15	1	1,300	
1990-91	1,260	4	1	1,265	
1991-92	1,292	21	0	1,313	
1992-93	1,235	16	0	1,251	
1993-94	1,270	7	0	1,277	
1994-95	1,356	2	0	1,358	
1995-96	1,389	11	1	1,401	
1996-97	1,507	4	0	1,511	
1997-98	1,517	3	0	1,520	
1998-99	1,521	4	0	1,525	
1999-00	1,613	4	0	1,617	
2000-01	1,363	4	0	1,367	
2001-02	1,361	7	0	1,368	
2002-03	1,393	8	0	1,401	
2003-04	1,310	7	0	1,317	
2004-05	1,463	3	0	1,466	
2005-06	1,387	6	0	1,393	

Table 3

**Distribution by Type of Case Filed in the Supreme Court
FY 2002 to FY 2006**

	01-02	02-03	03-04	04-05	05-06
Criminal Appeals	3	2	2	2	1
Original Proceedings	288	250	295	297	305
Petitions in Certiorari	869	962	822	936	868
Civil Appeals (a)	23	19	10	17	13
Interlocutories	17	10	11	11	13
Statutory Reviews (b)	26	18	29	3	18
Habeas Corpus	17	17	14	30	19
Bail Reductions	0	0	0	0	0
Non-Adversary Sentence Reviews	0	1	0	0	0
Interrogatories	0	1	1	0	1
Reapportionment	1	0	0	0	0
Reopened Cases	0	0	0	0	0
Rule 21.1	1	3	0	1	3
Judicial Discipline or Disability	0	0	1	0	1
Request for Stay Pending Appeal	0	0	0	0	0
Unauthorized Practice	9	10	19	14	7
Original Proceedings					
In Discipline	15	23	25	20	17
Disability	0	0	1	0	0
Continuing Legal Education	69	62	64	106	101
Multi-District Litigation	30	23	23	29	26
Total	1,368	1,401	1,317	1,466	1,393

(a) Includes P.U.C. decisions, water cases, and constitutional questions

(b) Includes Ballot Title Reviews

Fiscal Year	Disposed of by Written Opinion	Disposed of Without Opinion	Total Dispositions	Transferred to Court of Appeals	Total Terminations
1986-87	238	793	1,031	5	1,036
1987-88	244	749	993	8	1,001
1988-89	226	976	1,202	13	1,215
1989-90	237	1,008	1,245	16	1,261
1990-91	227	1,086	1,313	13	1,326
1991-92	216	1,058	1,274	12	1,286
1992-93	181	1,059	1,240	21	1,261
1993-94	192	1,093	1,285	5	1,290
1994-95	233	1,077	1,310	6	1,316
1995-96	193	1,176	1,369	1	1,370
1996-97	214	1,212	1,426	6	1,432
1997-98	187	1,372	1,559	2	1,561
1998-99	196	1,413	1,609	6	1,615
1999-00	111	1,452	1,563	0	1,563
2000-01	128	1,291	1,419	6	1,425
2001-02	121	1,287	1,408	7	1,415
2002-03	85	1,354	1,439	2	1,441
2003-04	89	1,228	1,317	2	1,319
2004-05	93	1,357	1,450	1	1,451
2005-06	78	1,321	1,399	1	1,400

	Number of Opinions Announcing Judgment of the Court	Number of Partial Concurrences and Dissents	Number of Dissents	Number of Special Concurrences	Total Number of Written Opinions
2001-02	109	7	20	4	140
2002-03	84	1	29	6	120
2003-04	78	6	22	4	110
2004-05	89	5	34	6	134
2005-06	78	7	18	8	111

*Since FY2001, attorney discipline opinions are issued by the presiding disciplinary judge.

Table 6 Distribution of Supreme Court Cases at Issue End of FY 2006					
	Original Proceedings	Certiorari	Appeals	Grievances	Total
Cases at issue awaiting oral argument	0	5	1	0	6
Cases at issue awaiting submission of briefs	0	0	1	0	1
Cases orally argued awaiting opinion	1	17	3	0	21
Cases submitted without argument	4	0	6	0	10
Opinions announced awaiting action on rehearing	2	3	6	0	11
Total	7	25	17	0	49

Table 7 Distribution of Supreme Court Cases Not at Issue End of FY 2006	
Pending Cases	Total
Certiorari granted, awaiting briefs on merits	23
Certiorari pending	252
Appeals pending	24
Original proceedings pending	8
Interlocutory appeals pending	1
Grievance matters pending	5
Unauthorized practice pending	4
Judicial discipline pending	0
Total	317

Section II: Colorado Court of Appeals



40 years of merit selection:

*Colorado's citizens amended
the state Constitution
to protect their justice system
from the influence of politics.*



COURT OF APPEALS

COURT OF APPEALS JUDGES AND APPOINTMENT DATES

Chief Judge Janice B. Davidson: July 15, 1988;
became Chief Judge May 1, 2003

Jose D.L. Marquez: July 15, 1988

Sandra I. Rothenberg: August 14, 1990

Daniel M. Taubman: November 11, 1992

James S. Casebolt: February 12, 1994

Arthur P. Roy: March 4, 1994

JoAnn L. Vogt: December 31, 1997

John D. Dailey: January 7, 2000

John R. Webb: February 1, 2002

Dennis A. Graham: July 1, 2002

Russell Carparelli: February 7, 2003

Alan M. Loeb: July 2, 2003

Robert M. Russel: January 30, 2004

Robert D. Hawthorne: August 12, 2004

Gilbert M. Roman: August 1, 2005¹

David Furman: January 1, 2006²

¹ Replaced Hon. Henry E. Nieto

² Replaced Hon. Marsha M. Piccone

Colorado Court of Appeals

The Colorado Court of Appeals is the state's intermediate appellate court. Sixteen judges, who sit in panels or divisions of three, serve renewable eight-year terms. The mission of the Court of Appeals is to provide the citizens of Colorado with clear, impartial and timely resolution of appealed orders and judgments as provided by law.

The body was created by statute; accordingly, jurisdiction is limited to areas specified by statute, together with the inherent powers granted to all courts in the state. However, in cases of first impression, or where existing law is not dispositive, the Court of Appeals is a law-making court.

The Court of Appeals is generally the first court to hear appeals of judgments and orders in criminal, juvenile, civil, domestic relations and probate matters. In addition, the Court of Appeals has specific appellate jurisdiction over decisions originating from a number of state administrative boards and agencies, including the Industrial Claim Appeals Office. Its determination of an appeal is final unless the Colorado Supreme Court agrees to hear the matter.

Oral arguments are open to the public and you are always welcome to visit the court. For more information pertaining to the Colorado Court of Appeals, or to observe oral arguments, contact John Doerner, Clerk of the Court at (303) 837-3785 or (800) 888-0001, ext. 785. The Court of Appeals is located in the Colorado Judicial Building at Two East 14th Ave., Denver, Colorado 80203.

General information about the court and links to published opinions, oral argument schedules, rules, forms and policies are available on-line at <http://www.courts.state.co.us/coa/coaindex.htm>.

Table 8

<i>Caseload of Court of Appeals for FY 1972 through FY 2006</i>				
Fiscal Year	Cases Pending July 1	Cases Filed	Cases Terminated	Cases Pending June 30
1971-72	376	426	447	355
1972-73	355	468	467	356
1973-74	356	444	441	359
1974-75	359	858	625	592
1975-76	592	915	833	674
1976-77	674	1,128	918	884
1977-78	884	1,119	1,000	1,003
1978-79	1,003	1,214	1,119	1,098
1979-80	1,098	1,207	1,164	1,141
1980-81	1,139	1,285	1,213	1,211
1981-82	1,211	1,512	1,320	1,403
1982-83	1,403	1,453	1,381	1,475
1983-84	1,475	1,580	1,411	1,644
1984-85	1,644	1,631	1,396	1,879
1985-86	1,879	1,917	1,630	2,166
1986-87	2,166	1,930	1,602	2,494
1987-88	2,494	1,946	2,034	2,406
1988-89	2,406	2,012	2,193	2,225
1989-90	2,225	2,270	2,144	2,351
1990-91	2,351	2,147	2,192	2,306
1991-92	2,306	2,201	2,335	2,172
1992-93	2,172	2,109	2,269	2,012
1993-94	2,012	2,287	2,192	2,107
1994-95	2,107	2,179	2,156	2,130
1995-96	2,130	2,289	2,318	2,101
1996-97	2,101	2,245	2,274	2,072
1997-98	2,072	2,410	2,231	2,251
1998-99	2,251	2,647	2,458	2,440
1999-00*	2,440	2,502	2,599	2,343
2000-01	2,343	2,335	2,414	2,264
2001-02	2,264	2,673	2,463	2,474
2002-03*	2,474	2,589	2,510	2,553
2003-04*	2,553	2,558	2,511	2,600
2004-05*	2,600	2,766	2,542	2,824
2005-06	2,824	2,748	2,622	2,950

*Terminated and pending case totals for FY 2000, and 2003-2005 have been amended to reflect a manual count of open cases.

Table 9

***Distribution of Case Filings and Percent Change
for FY 2005 and FY 2006***

Case Filings	FY 2005	FY 2006	% Change
Criminal	1,192	1,268	6.4%
Civil	1,058	1,071	1.2%
ICAO (1)	325	243	-25.2%
Other (juvenile, agency)	191	166	-13.1%
Total	2,766	2,748	-0.7%

(1) Industrial Claims Appeals Office

Table 10

***Distribution of Case Terminations and Percent Change
for FY 2005 and FY 2006***

Case Terminations	FY 2005	FY 2006	% Change
Published Opinions	241	243	0.8%
Unpublished Opinions	1,478	1,377	-6.8%
Dismissed	814	999	22.7%
Transferred to Supreme Court	9	3	-66.7%
Total	2,542	2,622	3.1%

Section III: District Court



40 years of merit selection:

The state's judges are selected through merit selection, a process developed to remove judges from political activity.



DISTRICT COURT JUDGES

FIRST JUDICIAL DISTRICT

R. Brooke Jackson, Chief Judge
Leland P. Anderson
Jack W. Berryhill
Brian Boatright
Margie L. Enquist
Christopher J. Munch
Stephen M. Munsinger
Lily Oeffler (1)
Tamara Russell (2)
Jane A. Tidball
Peter A. Weir

SECOND JUDICIAL DISTRICT

Larry J. Naves, Chief Judge
Martin F. Egelhoff
Shelley I. Gilman
Christina M. Habas
Morris B. Hoffman
Robert S. Hyatt
Catherine A. Lemon
John W. Madden, IV (3)
Anne Mansfield (4)
Lawrence A. Manzanares
Michael A. Martinez
Robert L. McGahey, Jr.
John N. McMullen
Joseph E. Meyer, III
R. Michael Mullins
J. Stephen Phillips
Sheila A. Rappaport
Gloria A. Rivera
William D. Robbins
Herbert L. Stern, III

DENVER JUVENILE COURT

Karen Ashby, Presiding Judge
Dana U. Wakefield
Orrelle R. Weeks

DENVER PROBATE COURT

C. Jean Stewart, Presiding Judge

THIRD JUDICIAL DISTRICT

Claude W. Appel, Chief Judge
George A. Newnam

FOURTH JUDICIAL DISTRICT

Gilbert A. Martinez, Chief Judge
Rebecca S. Bromley
Theresa M. Cisneros
Edward S. Colt
Jan DuBois*
David A. Gilbert
Thomas K. Kane
James P. Kelly
Thomas L. Kennedy
Robert L. Lowrey
G. David Miller
Steven T. Pelican
David Prince (5)
Kirk S. Samelson
Larry E. Schwartz
David L. Shakes
Timothy Simmons

FIFTH JUDICIAL DISTRICT

W. Terry Ruckriegle, Chief Judge
Russell H. Granger (6)
David R. Lass
Robert T. Moorhead

SIXTH JUDICIAL DISTRICT

Gregory G. Lyman, Chief Judge
David L. Dickinson
Jeffrey R. Wilson

SEVENTH JUDICIAL DISTRICT

J. Steven Patrick, Chief Judge
Dennis P. Friedrich
Charles R. Greenacre
James W. Schum*

EIGHTH JUDICIAL DISTRICT

James H. Hiatt, Chief Judge
Jolene C. Blair
Terence Gilmore
Daniel J. Kaup
John D. Williams

NINTH JUDICIAL DISTRICT

T. Peter Craven, Chief Judge
James B. Boyd
Daniel B. Petre

TENTH JUDICIAL DISTRICT

C. Dennis Maes, Chief Judge
David A. Cole
David W. Crockenberg
Scott B. Epstein
Victor I. Reyes
Rosalie Vigna

ELEVENTH JUDICIAL DISTRICT

Charles M. Barton, Chief Judge
Julie G. Marshall
David M. Thorson

TWELFTH JUDICIAL DISTRICT

O. John Kuenhold, Chief Judge
Pattie Swift

THIRTEENTH JUDICIAL DISTRICT

Steven E. Shinn, Chief Judge
Kevin Hoyer
Michael K. Singer
Douglas R. Vannoy

FOURTEENTH JUDICIAL DISTRICT

Michael A. O'Hara III, Chief Judge
Paul R. McLimans

FIFTEENTH JUDICIAL DISTRICT

Stanley A. Brinkley, Chief Judge
P. Douglas Tallman

SIXTEENTH JUDICIAL DISTRICT

M. Jon Kolomitz, Chief Judge
Michael A. Schiferl

SEVENTEENTH JUDICIAL DISTRICT

Harlan R. Bockman, Chief Judge
C. Scott Crabtree
Katherine R. Delgado
Thomas R. Ensor
Chris Melonakis
Edward Moss
C. Vincent Phelps, Jr.
John E. Popovich, Jr.
Francis C. Wasserman*
Mark D. Warner (7)

EIGHTEENTH JUDICIAL DISTRICT

John P. Leopold, Chief Judge
Angela R. Arkin
Thomas J. Curry
Timothy L. Fasing
J. Mark Hannen
Nancy A. Hopf
Paul A. King
Marilyn Leonard Antrim
Cheryl L. Post
Charles M. Pratt*
Gerald J. Rafferty
Juanita Rice
Robert H. Russell, II
Michael Spear
William B. Sylvester
Vincent R. White

NINETEENTH JUDICIAL DISTRICT

Roger A. Klein, Chief Judge
Gilbert A. Gutierrez
James F. Hartmann
Marcelo A. Kopcow*
J. Robert Lowenbach
Daniel S. Maus

TWENTIETH JUDICIAL DISTRICT

Roxanne Bailin, Chief Judge
Carol Glowinsky
Daniel C. Hale
James C. Klein*
Dolores (D.D.) Mallard
Lael E. Montgomery
Morris W. Sandstead, Jr.

TWENTY-FIRST JUDICIAL DISTRICT

David A. Bottger, Chief Judge
Amanda Bailey
Thomas M. Deister (8)
Brian J. Flynn

TWENTY-SECOND JUDICIAL DISTRICT

Sharon L. Hansen, Chief Judge

- (1) Replaced Hon. L. Thomas Woodford
- (2) Replaced Hon. James D. Zimmerman
- (3) Replaced Hon. Jeffrey Bayless
- (4) Replaced Hon. John W. Coughlin
- (5) Replaced Hon. Richard V. Hall
- (6) Replaced Hon. Richard H. Hart
- (7) Replaced Hon. Donald Marshall, Jr.
- (8) Replaced Hon. Nicholas R. Massaro, Jr.

* New position authorized by HB01-1075

District Court

Colorado is sectioned into 22 Judicial Districts encompassing all 64 counties. Across the state, district boundaries are aligned with county lines – some districts include just one county, while others include as many as seven. Each district has at least one district court location. The Supreme Court Chief Justice appoints a Chief Judge for each district to serve as the Chief Judicial Officer. In addition, each district, with the exception of the Twenty-Second Judicial District (Dolores and Montezuma counties), has at least one other district court judge who may preside in more than one district court within that judicial district, particularly in rural areas of the state. There were 138 district judges during FY 2006. An additional six judges were allocated by the state legislature beginning July 1, 2005.

District judges preside over felony criminal matters, civil claims in any amount, juvenile matters (including adoption, dependency and neglect matters, juvenile delinquency, and paternity actions), probate, mental health, divorce proceedings, and water cases. Additionally, district judges preside over jury trials, handle appeals from Colorado's municipal and county courts, and review decisions of administrative boards and agencies. District decisions may be appealed to the Colorado Court of Appeals and/or to the Colorado Supreme Court.

In Fiscal Year 2006 there were 189,415 case filings at the district court level (excluding water cases). Colorado's district courts were able to terminate 186,392 cases during that same 12-month period. During the past ten years, district court filings have increased 24.6 percent, rising from 151,932 cases to the current level of filings, with the greatest area of increase occurring in civil filings.

Information specific to each of the 22 Judicial Districts, including contact information, is available at <http://www.courts.state.co.us/district/districts.htm>.

**District Case Filings -- Proportion of Cases by Class
Ten Year Comparison**

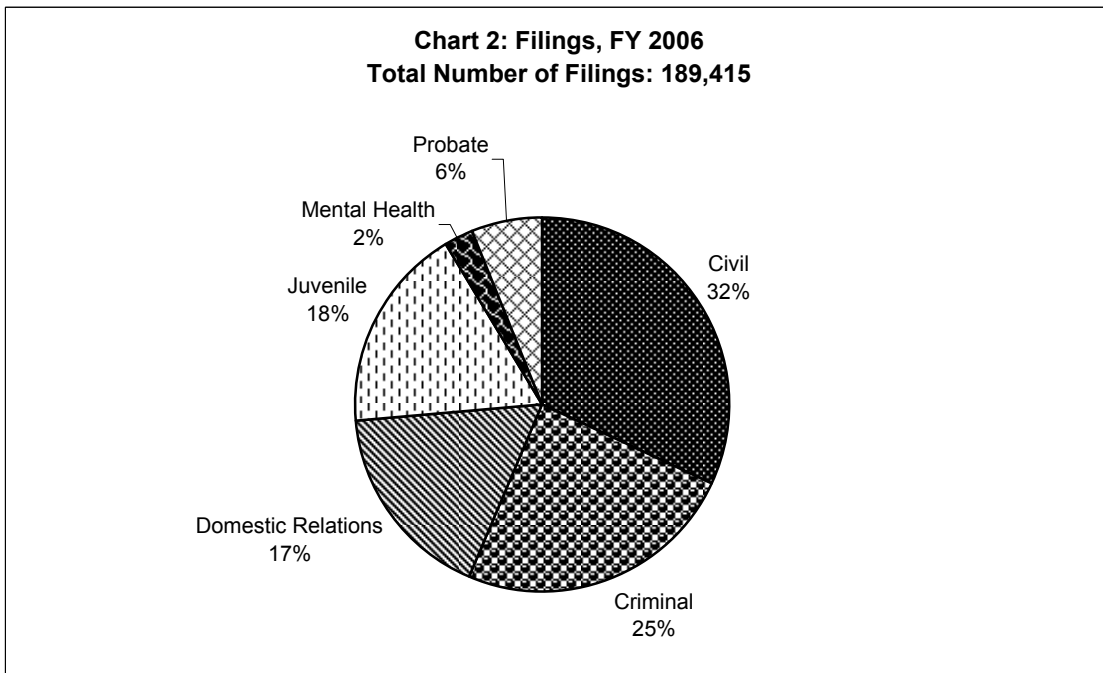
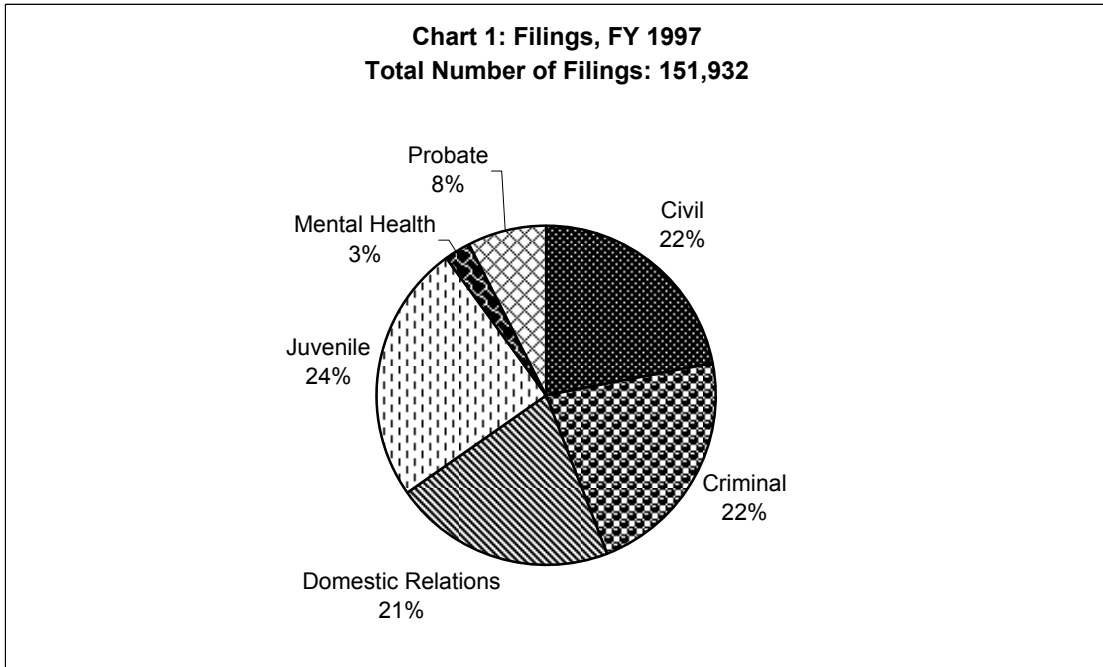


Table 11: District Court Filings, Terminations, and Percent Change: FY 2005, FY 2006

Filings Compared to Previous Year			
Case Class	FY05	FY06	Percent Change
Civil	55,465	60,546	9.16%
Criminal	45,405	46,501	2.41%
Domestic Relations	31,064	32,481	4.56%
Juvenile	34,851	33,709	-3.28%
Mental Health	5,021	4,653	-7.33%
Probate	11,706	11,525	-1.55%
Total	183,512	189,415	3.22%

Terminations Compared to Previous Year			
Case Class	FY05	FY06	Percent Change
Civil	54,912	59,146	7.71%
Criminal	42,569	46,127	8.36%
Domestic Relations	31,197	32,316	3.59%
Juvenile	33,546	32,960	-1.75%
Mental Health	4,782	4,679	-2.15%
Probate	12,989	11,164	-14.05%
Total	179,995	186,392	3.55%

Table 12: District Court Caseload FY 1997 to FY 2006

Case Class	FY97	FY98	FY99	FY00	FY01	FY02	FY03	FY04	FY05	FY06
CIVIL										
New Cases Filed	33,434	40,389	38,848	39,161	37,235	41,349	43,976	51,846	55,465	60,546
Cases Terminated	33,825	43,442	37,969	38,783	36,817	41,277	43,000	50,777	54,912	59,146
CRIMINAL										
New Cases Filed	33,867	38,815	37,538	35,770	36,860	39,147	41,257	42,427	45,405	46,501
Cases Terminated	41,680	36,455	38,880	36,037	35,071	37,621	39,725	40,588	42,569	46,127
DOMESTIC RELATIONS										
New Cases Filed	31,819	32,179	31,885	32,318	31,068	32,166	31,771	30,826	31,064	32,481
Cases Terminated	39,426	35,030	38,934	33,146	31,468	33,719	32,282	31,510	31,197	32,316
JUVENILE										
New Cases Filed	37,540	38,905	37,214	36,601	34,481	35,691	36,362	36,078	34,851	33,709
Cases Terminated	59,908	37,062	35,616	40,434	35,910	35,409	35,902	35,561	33,546	32,960
MENTAL HEALTH										
New Cases Filed	3,840	4,139	4,142	4,141	4,216	4,229	4,330	4,528	5,021	4,653
Cases Terminated	3,803	3,804	4,149	4,544	4,290	4,194	4,405	4,308	4,782	4,679
PROBATE										
New Cases Filed	11,432	11,412	11,714	11,605	11,360	11,655	11,762	11,653	11,706	11,525
Cases Terminated	11,768	9,742	9,888	18,618	11,577	13,675	11,946	13,562	12,989	11,164
TOTAL										
New Cases Filed	151,932	165,839	161,341	159,596	155,220	164,237	169,458	177,358	183,512	189,415
Cases Terminated	190,410	165,535	165,436	171,562	155,133	165,895	167,260	176,306	179,995	186,392

Table 13: District Court Filings, Terminations, and Percent Change: FY 2005, FY 2006

District	Filings			Terminations		
	FY05	FY06	Percent Change	FY05	FY06	Percent Change
1	18,493	18,538	0.24%	18,690	17,871	-4.38%
2	19,487	22,391	14.90%	19,179	21,710	13.20%
2nd Juvenile	4,958	4,679	-5.63%	5,059	4,369	-13.64%
2nd Probate	2,953	2,905	-1.63%	2,697	2,890	7.16%
3	1,288	1,375	6.75%	1,188	1,469	23.65%
4	23,798	23,802	0.02%	23,501	23,210	-1.24%
5	3,531	3,358	-4.90%	3,384	3,387	0.09%
6	2,162	2,213	2.36%	2,100	2,161	2.90%
7	3,340	3,322	-0.54%	3,276	3,688	12.58%
8	9,679	9,326	-3.65%	9,704	9,145	-5.76%
9	2,485	2,786	12.11%	2,255	2,714	20.35%
10	8,234	8,130	-1.26%	7,853	7,886	0.42%
11	3,945	3,726	-5.55%	3,830	3,883	1.38%
12	2,423	2,468	1.86%	2,342	2,498	6.66%
13	3,648	3,305	-9.40%	3,400	3,329	-2.09%
14	2,096	2,112	0.76%	2,064	2,179	5.57%
15	818	791	-3.30%	829	766	-7.60%
16	1,541	1,414	-8.24%	1,532	1,430	-6.66%
17	17,299	18,250	5.50%	17,146	17,697	3.21%
18	26,104	27,885	6.82%	25,266	27,868	10.30%
19	9,214	9,632	4.54%	8,645	9,634	11.44%
20	8,887	9,618	8.23%	8,819	9,436	7.00%
21	6,096	6,263	2.74%	6,178	6,151	-0.44%
22	1,033	1,126	9.00%	1,058	1,021	-3.50%
State Total(a)	183,512	189,415	3.22%	179,995	186,392	3.55%

(a) Totals do not include Water Court.

Table 14: District Court Filings and Terminations, FY 2006

District	Court Location	Criminal		Civil		Domestic Relations		Juvenile	
		Filings	Term.	Filings	Term.	Filings	Term.	Filings	Term.
1	Gilpin	123	91	93	51	31	9	27	10
	Jefferson	4,509	4,370	5,017	4,745	3,411	3,501	3,555	3,486
	Total	4,632	4,461	5,110	4,796	3,442	3,510	3,582	3,496
2	Denver	6,036	5,970	12,530	11,937	3,825	3,803	n/a	n/a
	Denver Juvenile	n/a	n/a	n/a	n/a	n/a	n/a	4,679	4,369
	Denver Probate	n/a	n/a	n/a	n/a	n/a	n/a	n/a	n/a
	Total	6,036	5,970	12,530	11,937	3,825	3,803	4,679	4,369
3	Huerfano	146	180	149	151	75	78	109	120
	Las Animas	275	286	168	192	124	130	222	220
	Total	421	466	317	343	199	208	331	340
4	El Paso	6,363	6,610	6,034	5,379	4,894	4,844	3,956	3,800
	Teller	227	235	330	344	122	133	150	144
	Total	6,590	6,845	6,364	5,723	5,016	4,977	4,106	3,944
5	Clear Creek	156	149	118	119	60	73	89	94
	Eagle	389	422	744	760	242	253	151	146
	Lake	91	77	66	68	43	48	68	56
	Summit	343	287	344	393	152	142	76	76
	Total	979	935	1,272	1,340	497	516	384	372
6	Archuleta	146	146	185	162	74	68	61	64
	La Plata	659	628	304	318	339	322	172	169
	San Juan	3	4	5	9	2	7	4	4
	Total	808	778	494	489	415	397	237	237
7	Delta	293	263	216	204	290	292	170	182
	Gunnison	144	153	93	106	89	80	71	70
	Hinsdale	14	12	10	11	6	2	1	1
	Montrose-Nucla	20	21	0	0	0	0	0	0
	Montrose	368	347	236	236	358	349	267	277
	Ouray	25	22	43	340	22	154	6	5
	San Miguel	105	89	100	106	42	52	12	10
Total	969	907	698	1,003	807	929	527	545	
8	Jackson	8	14	9	13	8	20	1	2
	Larimer	2,189	2,228	2,533	2,413	1,664	1,618	2,093	1,997
	Total	2,197	2,242	2,542	2,426	1,672	1,638	2,094	1,999
9	Garfield	726	699	428	409	382	417	323	304
	Pitkin	109	115	239	233	101	98	28	21
	Rio Blanco	97	84	72	68	58	51	26	29
	Total	932	898	739	710	541	566	377	354
10	Pueblo	2,277	2,221	2,097	2,052	1,242	1,254	1,576	1,499
11	Chaffee	162	191	151	166	119	136	99	119
	Custer	28	30	60	70	26	28	16	13
	Fremont	575	578	509	554	351	357	712	719
	Park	133	148	317	308	105	85	68	77
	Total	898	947	1,037	1,098	601	606	895	928

Table 14: District Court Filings and Terminations, FY 2006

District	Court Location	Mental Health		Probate		Total	
		Filings	Term.	Filings	Term.	Filings	Term
1	Gilpin	1	1	14	2	289	164
	Jefferson	457	407	1,300	1,198	18,249	17,707
	Total	458	408	1,314	1,200	18,538	17,871
2	Denver	n/a	n/a	n/a	n/a	22,391	21,710
	Denver Juvenile	n/a	n/a	n/a	n/a	4,679	4,369
	Denver Probate	1,083	1,104	1,822	1,786	2,905	2,890
	Total	1,083	1,104	1,822	1,786	29,975	28,969
3	Huerfano	1	1	47	44	527	574
	Las Animas	8	8	51	59	848	895
	Total	9	9	98	103	1,375	1,469
4	El Paso	417	409	1,236	1,249	22,900	22,291
	Teller	9	9	64	54	902	919
	Total	426	418	1,300	1,303	23,802	23,210
5	Clear Creek	1	1	18	20	442	456
	Eagle	3	4	133	131	1,662	1,716
	Lake	4	5	23	22	295	276
	Summit	9	7	35	34	959	939
	Total	17	17	209	207	3,358	3,387
6	Archuleta	7	8	56	49	529	497
	La Plata	56	57	136	135	1,666	1,629
	San Juan	2	3	2	8	18	35
	Total	65	68	194	192	2,213	2,161
7	Delta	7	6	113	107	1,089	1,054
	Gunnison	6	6	39	38	442	453
	Hinsdale	0	0	8	3	39	29
	Montrose-Nucla	0	0	0	0	20	21
	Montrose	13	18	112	108	1,354	1,335
	Ouray	0	0	12	12	108	533
	San Miguel	0	1	11	5	270	263
	Total	26	31	295	273	3,322	3,688
8	Jackson	0	0	9	8	35	57
	Larimer	303	298	509	534	9,291	9,088
	Total	303	298	518	542	9,326	9,145
9	Garfield	15	13	112	103	1,986	1,945
	Pitkin	1	0	37	32	515	499
	Rio Blanco	4	3	28	35	285	270
	Total	20	16	177	170	2,786	2,714
10	Pueblo	408	482	530	378	8,130	7,886
11	Chaffee	0	0	52	65	583	677
	Custer	0	0	12	15	142	156
	Fremont	37	35	117	119	2,301	2,362
	Park	7	6	70	64	700	688
	Total	44	41	251	263	3,726	3,883

Table 14: District Court Filings and Terminations, FY 2006

District	Court Location	Criminal		Civil		Domestic Relations		Juvenile	
		Filings	Term.	Filings	Term.	Filings	Term.	Filings	Term.
12	Alamosa	277	301	148	147	196	176	256	258
	Conejos	77	85	58	57	53	56	59	75
	Costilla	47	56	66	63	26	23	24	23
	Mineral	12	8	12	9	4	6	6	3
	Rio Grande	179	167	120	117	100	100	184	192
	Saguache	53	56	157	109	62	62	36	53
	Total	645	673	561	502	441	423	565	604
13	Kit Carson	92	105	67	78	47	54	43	66
	Logan	264	282	229	243	155	153	193	210
	Morgan	411	370	263	268	193	182	264	266
	Phillips	27	28	16	18	32	25	26	23
	Sedgwick	22	30	20	16	16	20	10	11
	Washington	85	99	52	33	24	21	33	33
	Yuma	79	62	60	51	48	39	45	49
	Total	980	976	707	707	515	494	614	658
14	Grand	168	169	255	242	66	66	53	58
	Moffat	258	299	165	169	134	164	121	119
	Routt	271	295	213	207	168	159	69	54
	Total	697	763	633	618	368	389	243	231
15	Baca	31	20	28	29	33	27	14	14
	Cheyenne	15	11	11	9	7	8	9	11
	Kiowa	9	14	9	4	5	5	3	5
	Prowers	129	148	98	98	110	82	147	152
	Total	184	193	146	140	155	122	173	182
16	Bent	77	82	65	64	46	49	65	66
	Crowley	42	47	78	82	38	27	46	31
	Otero	207	230	202	197	173	173	235	233
	Total	326	359	345	343	257	249	346	330
17	Adams	4,187	3,952	6,369	6,271	2,582	2,451	2,773	2,655
	Broomfield	357	373	419	444	292	270	227	214
	Total	4,544	4,325	6,788	6,715	2,874	2,721	3,000	2,869
18	Arapahoe	3,902	3,748	8,175	8,348	3,410	3,529	3,383	3,394
	Douglas	946	934	2,327	2,289	1,493	1,462	1,182	1,147
	Elbert	77	73	313	322	134	143	83	105
	Lincoln	82	73	85	92	44	36	75	67
	Total	5,007	4,828	10,900	11,051	5,081	5,170	4,723	4,713
19	Weld	2,568	2,684	3,048	2,950	1,405	1,356	2,061	2,170
20	Boulder	2,312	2,188	2,979	2,949	1,604	1,584	1,800	1,782
21	Mesa	2,193	2,178	975	1,006	1,316	1,217	1,173	1,170
22	Dolores	19	17	15	13	8	9	8	4
	Montezuma	287	273	249	235	200	178	215	164
	Total	306	290	264	248	208	187	223	168
State Total		46,501	46,127	60,546	59,146	32,481	32,316	33,709	32,960

Table 14: District Court Filings and Terminations, FY 2006

District	Court Location	Mental Health		Probate		Total	
		Filings	Term.	Filings	Term.	Filings	Term
12	Alamosa	11	16	47	55	935	953
	Conejos	1	1	29	31	277	305
	Costilla	3	2	97	96	263	263
	Mineral	0	0	3	2	37	28
	Rio Grande	3	3	43	57	629	636
	Saguache	0	1	19	32	327	313
	Total	18	23	238	273	2,468	2,498
13	Kit Carson	13	12	38	34	300	349
	Logan	56	55	83	80	980	1,023
	Morgan	44	46	82	86	1,257	1,218
	Phillips	12	6	28	33	141	133
	Sedgwick	2	2	19	18	89	97
	Washington	5	4	43	17	242	207
	Yuma	17	35	47	66	296	302
	Total	149	160	340	334	3,305	3,329
14	Grand	4	4	43	45	589	584
	Moffat	2	3	66	66	746	820
	Routt	1	2	55	58	777	775
	Total	7	9	164	169	2,112	2,179
15	Baca	1	1	38	39	145	130
	Cheyenne	7	6	15	15	64	60
	Kiowa	0	0	23	22	49	50
	Prowers	9	8	40	38	533	526
	Total	17	15	116	114	791	766
16	Bent	7	5	34	22	294	288
	Crowley	0	1	15	39	219	227
	Otero	17	20	67	62	901	915
	Total	24	26	116	123	1,414	1,430
17	Adams	324	306	626	673	16,861	16,308
	Broomfield	23	18	71	70	1,389	1,389
	Total	347	324	697	743	18,250	17,697
18	Arapahoe	542	560	1,242	1,151	20,654	20,730
	Douglas	76	78	238	243	6,262	6,153
	Elbert	11	12	37	42	655	697
	Lincoln	5	5	23	15	314	288
	Total	634	655	1,540	1,451	27,885	27,868
19	Weld	86	75	464	399	9,632	9,634
20	Boulder	308	303	615	630	9,618	9,436
21	Mesa	189	183	417	397	6,263	6,151
22	Dolores	2	2	9	12	61	57
	Montezuma	13	12	101	102	1,065	964
	Total	15	14	110	114	1,126	1,021
State Total		4,653	4,679	11,525	11,164	189,415	186,392

Table 15: Court and Jury Trials for District Court, FY2006

District	Court Location	Criminal		Civil		Juvenile		Total	
		Court Trials	Jury Trials	Court Trials	Jury Trials	Court Trials	Jury Trials	Court Trials	Jury Trials
1	Gilpin	0	0	0	0	0	0	0	0
	Jefferson	9	102	37	28	29	7	75	137
	<i>Total</i>	9	102	37	28	29	7	75	137
2	Denver	0	149	52	75	n/a	n/a	52	224
	Denver Juvenile	n/a	n/a	n/a	n/a	73	1	73	1
	Denver Probate	n/a	n/a	n/a	n/a	n/a	n/a	n/a	n/a
	<i>Total</i>	0	149	52	75	73	1	125	225
3	Huerfano	0	0	4	0	1	0	5	0
	Las Animas	0	1	4	2	0	0	4	3
	<i>Total</i>	0	1	8	2	1	0	9	3
4	El Paso	2	63	14	33	33	1	49	97
	Teller	0	9	5	1	2	0	7	10
	<i>Total</i>	2	72	19	34	35	1	56	107
5	Clear Creek	0	4	2	0	1	0	3	4
	Eagle	0	4	4	4	0	0	4	8
	Lake	0	1	0	0	0	0	0	1
	Summit	0	4	4	2	1	4	5	10
	<i>Total</i>	0	13	10	6	2	4	12	23
6	Archuleta	1	3	1	2	0	0	2	5
	La Plata	1	11	5	2	1	0	7	13
	San Juan	0	0	1	0	0	0	1	0
	<i>Total</i>	2	14	7	4	1	0	10	18
7	Delta	2	2	6	1	2	1	10	4
	Gunnison	0	0	0	0	0	0	0	0
	Hinsdale	0	0	0	0	0	0	0	0
	Montrose	0	1	4	0	0	1	4	2
	Montrose-Nucla	0	0	0	0	0	0	0	0
	Ouray	0	0	0	0	0	0	0	0
	San Miguel	0	0	2	0	0	0	2	0
	<i>Total</i>	2	3	12	1	2	2	16	6
8	Jackson	0	0	0	0	0	0	0	0
	Larimer	1	18	6	16	5	0	12	34
	<i>Total</i>	1	18	6	16	5	0	12	34
9	Garfield	0	10	4	3	0	0	4	13
	Pitkin	0	4	5	2	0	0	5	6
	Rio Blanco	0	0	1	0	0	0	1	0
	<i>Total</i>	0	14	10	5	0	0	10	19
10	Pueblo	1	39	13	8	5	0	19	47
11	Chaffee	1	2	0	3	1	0	2	5
	Custer	0	1	2	0	0	0	2	1
	Fremont	2	7	4	0	1	1	7	8
	Park	0	6	0	0	0	0	0	6
	<i>Total</i>	3	16	6	3	2	1	11	20

Table 15: Court and Jury Trials for District Court, FY2006

District	Court Location	Criminal		Civil		Juvenile		Total	
		Court Trials	Jury Trials	Court Trials	Jury Trials	Court Trials	Jury Trials	Court Trials	Jury Trials
12	Alamosa	0	5	2	0	2	3	4	8
	Conejos	0	1	2	0	0	0	2	1
	Costilla	0	2	0	1	0	0	0	3
	Mineral	0	0	0	0	0	0	0	0
	Rio Grande	0	1	1	0	0	0	1	1
	Saguache	0	0	0	0	0	0	0	0
	<i>Total</i>	0	9	5	1	2	3	7	13
13	Kit Carson	0	4	0	0	0	0	0	4
	Logan	0	17	0	2	2	0	2	19
	Morgan	0	16	1	1	2	0	3	17
	Phillips	0	2	0	0	0	0	0	2
	Sedgwick	0	0	0	0	0	0	0	0
	Washington	0	3	0	0	0	0	0	3
	Yuma	0	3	2	0	0	0	2	3
	<i>Total</i>	0	45	3	3	4	0	7	48
14	Grand	0	10	3	1	0	1	3	12
	Moffat	0	4	1	1	4	0	5	5
	Routt	2	7	2	3	0	0	4	10
	<i>Total</i>	2	21	6	5	4	1	12	27
15	Baca	0	1	1	0	0	0	1	1
	Cheyenne	0	0	0	0	0	0	0	0
	Kiowa	0	0	0	0	0	0	0	0
	Prowers	0	1	2	0	1	1	3	2
	<i>Total</i>	0	2	3	0	1	1	4	3
16	Bent	0	1	1	0	1	1	2	2
	Crowley	0	1	0	0	0	0	0	1
	Otero	0	4	0	1	2	0	2	5
	<i>Total</i>	0	6	1	1	3	1	4	8
17	Adams	0	68	23	18	8	1	31	87
	Broomfield	1	3	0	0	0	0	1	3
	<i>Total</i>	1	71	23	18	8	1	32	90
18	Arapahoe	0	114	11	28	42	7	53	149
	Douglas	1	25	11	3	0	0	12	28
	Elbert	0	2	2	0	1	0	3	2
	Lincoln	0	1	1	0	0	2	1	3
	<i>Total</i>	1	142	25	31	43	9	69	182
19	Weld	1	65	19	6	41	2	61	73
20	Boulder	3	14	6	28	3	0	12	42
21	Mesa	0	38	8	2	17	1	25	41
22	Dolores	0	1	0	0	0	0	0	1
	Montezuma	0	2	1	0	0	0	1	2
	<i>Total</i>	0	3	1	0	0	0	1	3
<i>State Total</i>		28	857	280	277	281	35	589	1,169

Data for Table 15 in domestic relations (DR), probate (PR), and mental health (MH) cases was not included in the FY 2005 or FY 2006 Annual Statistical Report while the Judicial Department refines data reporting in these areas. Beginning with the FY 2007 Annual Report, hearing data will be reported for DR, PR, and MH cases.

Table 16: District Court Civil Filings by Type, FY 2006

District	Court Location	Breach of Warranty	County Court Counter Claim	Condemnation	County Court or Municipal Appeal	Disclaimer	Breach of Contract	Determination of Interests
1	Gilpin	0	0	2	2	0	8	0
	Jefferson	5	0	10	46	0	389	5
	<i>Total</i>	5	0	12	48	0	397	5
2	Denver	24	37	4	88	1	761	2
3	Huerfano	0	0	0	2	0	5	0
	Las Animas	0	1	0	1	1	7	0
	<i>Total</i>	0	1	0	3	1	12	0
4	El Paso	2	42	5	71	0	299	9
	Teller	1	0	0	6	0	8	0
	<i>Total</i>	3	42	5	77	0	307	9
5	Clear Creek	0	0	2	1	0	3	0
	Eagle	4	5	0	7	0	46	0
	Lake	0	0	0	0	0	1	0
	Summit	1	0	0	5	0	42	0
	<i>Total</i>	5	5	2	13	0	92	0
6	Archuleta	0	0	1	1	0	16	1
	La Plata	2	0	1	11	0	36	1
	San Juan	0	0	1	0	0	0	0
	<i>Total</i>	2	0	3	12	0	52	2
7	Delta	0	0	0	9	0	9	1
	Gunnison	0	0	0	5	0	7	0
	Hinsdale	0	0	0	0	0	0	0
	Montrose	0	2	0	4	0	17	0
	Ouray	0	0	0	1	0	2	0
	San Miguel	1	0	1	2	0	14	0
	<i>Total</i>	1	2	1	21	0	49	1
8	Jackson	0	0	0	0	0	0	0
	Larimer	1	14	2	33	0	144	2
	<i>Total</i>	1	14	2	33	0	144	2
9	Garfield	1	0	2	16	0	51	1
	Pitkin	2	2	8	0	0	31	1
	Rio Blanco-Meeker	0	0	1	1	0	5	0
	<i>Total</i>	3	2	11	17	0	87	2
10	Pueblo	0	8	2	13	0	64	2
11	Chaffee	0	0	0	4	0	13	0
	Custer	0	0	1	3	0	2	0
	Fremont	0	0	3	2	0	20	0
	Park	0	0	2	3	0	12	0
	<i>Total</i>	0	0	6	12	0	47	0

Table 16: District Court Civil Filings by Type, FY 2006

District	Court Location	Declaratory Judgment	Distrain Warrant	Foreclosure Other Than RL 120	Forcible Entry and Detainer	Foreign Judgment	Goods Sold and Delivered	Injunctive Relief
1	Gilpin	2	7	3	2	0	0	1
	Jefferson	45	258	63	89	32	11	26
	<i>Total</i>	47	265	66	91	32	11	27
2	Denver	128	2,641	99	106	139	125	117
3	Huerfano	3	12	0	1	2	0	0
	Las Animas	2	20	1	2	0	0	2
	<i>Total</i>	5	32	1	3	2	0	2
4	El Paso	45	725	39	48	57	45	52
	Teller	1	33	8	1	3	1	3
	<i>Total</i>	46	758	47	49	60	46	55
5	Clear Creek	1	22	1	0	0	0	3
	Eagle	15	185	115	6	12	3	10
	Lake	1	7	1	0	1	0	3
	Summit	5	58	32	7	3	0	5
	<i>Total</i>	22	272	149	13	16	3	21
6	Archuleta	2	12	36	0	1	0	3
	La Plata	7	42	2	1	6	1	3
	San Juan	1	1	0	0	0	0	0
	<i>Total</i>	10	55	38	1	7	1	6
7	Delta	7	38	3	1	2	0	0
	Gunnison	1	18	15	0	0	0	3
	Hinsdale	0	1	1	0	3	0	0
	Montrose	5	33	2	1	5	1	6
	Ouray	0	10	2	2	2	0	4
	San Miguel	3	18	1	0	3	0	0
	<i>Total</i>	16	118	24	4	15	1	13
8	Jackson	0	0	0	0	0	0	0
	Larimer	24	427	29	14	21	17	17
	<i>Total</i>	24	427	29	14	21	17	17
9	Garfield	1	95	6	3	6	1	1
	Pitkin	11	36	5	2	4	1	3
	Rio Blanco-Meeker	3	24	1	0	0	0	1
	<i>Total</i>	15	155	12	5	10	2	5
10	Pueblo	18	217	4	17	5	8	8
11	Chaffee	2	24	2	1	1	0	4
	Custer	1	13	4	0	0	0	1
	Fremont	7	35	2	1	3	1	5
	Park	2	22	2	0	1	0	1
	<i>Total</i>	12	94	10	2	5	1	11

Table 16: District Court Civil Filings by Type, FY 2006

District	Court Location	Lien	Landlord-Tenant	Mechanics Lien	Malpractice	Money	Name Change	Negligence
1	Gilpin	0	0	4	0	2	0	4
	Jefferson	3	7	28	27	243	0	103
	<i>Total</i>	3	7	32	27	245	0	107
2	Denver	3	31	60	109	386	15	160
3	Huerfano	0	0	2	0	7	2	2
	Las Animas	0	0	2	0	5	1	5
	<i>Total</i>	0	0	4	0	12	3	7
4	El Paso	6	9	33	28	365	7	82
	Teller	3	0	2	0	13	2	5
	<i>Total</i>	9	9	35	28	378	9	87
5	Clear Creek	1	0	2	0	3	0	1
	Eagle	3	0	11	3	33	0	14
	Lake	0	0	1	0	1	0	2
	Summit	1	1	5	0	11	0	9
	<i>Total</i>	5	1	19	3	48	0	26
6	Archuleta	2	0	1	0	10	0	0
	La Plata	1	0	2	0	19	5	18
	San Juan	0	0	0	0	0	0	1
	<i>Total</i>	3	0	3	0	29	5	19
7	Delta	0	0	1	2	14	3	2
	Gunnison	1	0	0	1	5	0	1
	Hinsdale	0	0	0	0	1	0	0
	Montrose	0	0	1	1	14	1	12
	Ouray	0	0	0	0	1	0	1
	San Miguel	1	1	2	2	4	2	7
	<i>Total</i>	2	1	4	6	39	6	23
8	Jackson	0	0	0	0	2	0	2
	Larimer	4	1	18	10	158	26	42
	<i>Total</i>	4	1	18	10	160	26	44
9	Garfield	0	1	4	3	23	3	20
	Pitkin	0	1	4	3	13	1	15
	Rio Blanco-Meeker	1	0	0	0	5	0	0
	<i>Total</i>	1	2	8	6	41	4	35
10	Pueblo	1	3	16	16	87	16	75
11	Chaffee	1	0	0	0	7	0	3
	Custer	0	0	0	0	3	1	0
	Fremont	0	0	9	0	32	1	7
	Park	1	0	3	1	14	0	2
	<i>Total</i>	2	0	12	1	56	2	12

Table 16: District Court Civil Filings by Type, FY 2006

District	Court Location	Note	Other	Property Damage	Public Nuisance	Personal Injury	Personal Injury - Motor Vehicle	Petition to Seal Criminal Record
1	Gilpin	0	2	0	0	4	2	9
	Jefferson	66	171	4	48	77	289	256
	Total	66	173	4	48	81	291	265
2	Denver	146	378	13	115	298	916	479
3	Huerfano	0	6	2	1	0	2	7
	Las Animas	1	10	1	0	8	7	13
	Total	1	16	3	1	8	9	20
4	El Paso	42	317	2	109	120	587	307
	Teller	2	13	0	0	6	13	11
	Total	44	330	2	109	126	600	318
5	Clear Creek	0	3	0	0	2	8	4
	Eagle	2	22	0	0	14	17	33
	Lake	1	2	0	0	0	4	2
	Summit	4	6	2	0	9	9	19
	Total	7	33	2	0	25	38	58
6	Archuleta	4	5	0	0	4	7	1
	La Plata	9	21	0	1	6	17	5
	San Juan	0	1	0	0	0	0	0
	Total	13	27	0	1	10	24	6
7	Delta	1	6	1	0	3	6	6
	Gunnison	0	7	0	0	2	2	3
	Hinsdale	1	0	0	0	0	0	0
	Montrose	5	15	3	0	4	12	11
	Ouray	0	2	0	0	0	1	3
	San Miguel	0	8	1	0	1	2	3
	Total	7	38	5	0	10	23	26
8	Jackson	0	4	0	0	0	0	0
	Larimer	18	81	2	27	32	127	93
	Total	18	85	2	27	32	127	93
9	Garfield	7	28	0	3	4	9	5
	Pitkin	2	18	2	0	9	8	16
	Rio Blanco-Meeker	1	4	0	0	1	1	1
	Total	10	50	2	3	14	18	22
10	Pueblo	12	72	4	0	48	142	93
11	Chaffee	0	5	1	0	1	4	6
	Custer	0	0	0	0	1	0	2
	Fremont	5	25	0	6	7	19	9
	Park	0	8	0	0	2	4	10
	Total	5	38	1	6	11	27	27

Table 16: District Court Civil Filings by Type, FY 2006

District	Court Location	Possession	Public Utilities Commission	Rule 120 Deed of Trust	Rule 105 Quiet Title	Replevin	Restraining Order	Review - Other Local Government/ Person
1	Gilpin	0	0	34	3	0	0	2
	Jefferson	1	0	2,486	34	67	2	2
	<i>Total</i>	<i>1</i>	<i>0</i>	<i>2,520</i>	<i>37</i>	<i>67</i>	<i>2</i>	<i>4</i>
2	Denver	0	0	4,236	47	87	0	100
3	Huerfano	0	0	44	10	0	12	2
	Las Animas	0	0	60	9	2	0	1
	<i>Total</i>	<i>0</i>	<i>0</i>	<i>104</i>	<i>19</i>	<i>2</i>	<i>12</i>	<i>3</i>
4	El Paso	3	0	2,388	23	67	2	1
	Teller	1	0	183	7	2	0	0
	<i>Total</i>	<i>4</i>	<i>0</i>	<i>2,571</i>	<i>30</i>	<i>69</i>	<i>2</i>	<i>1</i>
5	Clear Creek	0	0	53	7	1	0	0
	Eagle	0	0	158	7	5	0	1
	Lake	0	0	27	9	3	0	0
	Summit	0	0	86	6	3	1	5
	<i>Total</i>	<i>0</i>	<i>0</i>	<i>324</i>	<i>29</i>	<i>12</i>	<i>1</i>	<i>6</i>
6	Archuleta	0	0	37	37	1	0	0
	La Plata	0	0	43	7	7	0	10
	San Juan	0	0	0	0	0	0	0
	<i>Total</i>	<i>0</i>	<i>0</i>	<i>80</i>	<i>44</i>	<i>8</i>	<i>0</i>	<i>10</i>
7	Delta	0	0	77	7	3	0	1
	Gunnison	0	0	15	5	0	1	1
	Hinsdale	0	0	2	1	0	0	0
	Montrose	0	0	69	3	5	0	2
	Ouray	0	0	6	3	0	0	1
	San Miguel	0	1	13	3	1	0	0
	<i>Total</i>	<i>0</i>	<i>1</i>	<i>182</i>	<i>22</i>	<i>9</i>	<i>1</i>	<i>5</i>
8	Jackson	0	0	0	1	0	0	0
	Larimer	0	1	1,035	11	40	3	20
	<i>Total</i>	<i>0</i>	<i>1</i>	<i>1,035</i>	<i>12</i>	<i>40</i>	<i>3</i>	<i>20</i>
9	Garfield	0	0	107	5	12	0	0
	Pitkin	0	0	20	6	3	0	1
	Rio Blanco-Meeker	0	0	15	3	2	0	0
	<i>Total</i>	<i>0</i>	<i>0</i>	<i>142</i>	<i>14</i>	<i>17</i>	<i>0</i>	<i>1</i>
10	Pueblo	5	0	1,054	23	12	0	8
11	Chaffee	0	0	45	7	4	0	0
	Custer	0	0	25	3	0	0	0
	Fremont	0	0	206	16	3	1	1
	Park	0	0	195	16	1	0	2
	<i>Total</i>	<i>0</i>	<i>0</i>	<i>471</i>	<i>42</i>	<i>8</i>	<i>1</i>	<i>3</i>

Table 16: District Court Civil Filings by Type, FY 2006

District	Court Location	Special District	Sexual Harassment	Specific Performance	Services Rendered	Unemployment Compensation	Workman's Compensation	Wrongful Death
1	Gilpin	0	0	0	0	0	0	0
	Jefferson	8	0	1	20	0	0	3
	<i>Total</i>	<i>8</i>	<i>0</i>	<i>1</i>	<i>20</i>	<i>0</i>	<i>0</i>	<i>3</i>
2	Denver	4	4	9	302	0	38	29
3	Huerfano	0	0	0	0	0	0	0
	Las Animas	0	0	0	0	0	0	0
	<i>Total</i>	<i>0</i>	<i>0</i>	<i>0</i>	<i>0</i>	<i>0</i>	<i>0</i>	<i>0</i>
4	El Paso	11	1	9	20	0	2	7
	Teller	0	0	1	0	0	0	0
	<i>Total</i>	<i>11</i>	<i>1</i>	<i>10</i>	<i>20</i>	<i>0</i>	<i>2</i>	<i>7</i>
5	Clear Creek	0	0	0	0	0	0	0
	Eagle	1	1	1	1	0	1	2
	Lake	0	0	0	0	0	0	0
	Summit	0	0	0	0	0	1	0
	<i>Total</i>	<i>1</i>	<i>1</i>	<i>1</i>	<i>1</i>	<i>0</i>	<i>2</i>	<i>2</i>
6	Archuleta	0	0	0	0	1	0	0
	La Plata	4	0	1	0	0	2	0
	San Juan	0	0	0	0	0	0	0
	<i>Total</i>	<i>4</i>	<i>0</i>	<i>1</i>	<i>0</i>	<i>1</i>	<i>2</i>	<i>0</i>
7	Delta	0	0	0	0	0	0	1
	Gunnison	0	0	0	0	0	0	0
	Hinsdale	0	0	0	0	0	0	0
	Montrose	1	0	0	0	0	0	0
	Ouray	1	0	0	0	0	0	0
	San Miguel	1	0	0	0	0	0	0
	<i>Total</i>	<i>3</i>	<i>0</i>	<i>0</i>	<i>0</i>	<i>0</i>	<i>0</i>	<i>1</i>
8	Jackson	0	0	0	0	0	0	0
	Larimer	16	0	1	3	0	0	2
	<i>Total</i>	<i>16</i>	<i>0</i>	<i>1</i>	<i>3</i>	<i>0</i>	<i>0</i>	<i>2</i>
9	Garfield	0	0	1	1	0	1	1
	Pitkin	0	0	1	0	0	0	0
	Rio Blanco-Meeker	1	0	0	0	0	0	0
	<i>Total</i>	<i>1</i>	<i>0</i>	<i>2</i>	<i>1</i>	<i>0</i>	<i>1</i>	<i>1</i>
10	Pueblo	0	0	2	5	0	0	4
11	Chaffee	0	0	0	0	0	0	0
	Custer	0	0	0	0	0	0	0
	Fremont	0	0	0	0	0	0	0
	Park	11	0	0	0	0	0	0
	<i>Total</i>	<i>11</i>	<i>0</i>	<i>0</i>	<i>0</i>	<i>0</i>	<i>0</i>	<i>0</i>

Table 16: District Court Civil Filings by Type, FY 2006

District	Court Location	Wages	Writ of Habeas Corpus	Wrongful Death – Motor Vehicle	Rule 106 -- Writs/Contempt	Fraud	Out of State Subpoena	Total
1	Gilpin	0	0	0	0	0	0	93
	Jefferson	2	8	6	33	23	20	5,017
	<i>Total</i>	2	8	6	33	23	20	5,110
2	Denver	11	136	3	6	51	86	12,530
3	Huerfano	0	6	0	19	0	0	149
	Las Animas	0	0	0	1	0	5	168
	<i>Total</i>	0	6	0	20	0	5	317
4	El Paso	2	2	3	5	22	13	6,034
	Teller	0	0	0	1	0	0	330
	<i>Total</i>	2	2	3	6	22	13	6,364
5	Clear Creek	0	0	0	0	0	0	118
	Eagle	0	0	1	0	2	3	744
	Lake	0	0	0	0	0	0	66
	Summit	0	0	1	0	2	5	344
	<i>Total</i>	0	0	2	0	4	8	1,272
6	Archuleta	0	0	0	2	0	0	185
	La Plata	0	2	0	0	2	9	304
	San Juan	0	0	0	0	0	0	5
	<i>Total</i>	0	2	0	2	2	9	494
7	Delta	0	2	1	8	1	0	216
	Gunnison	0	0	0	0	0	0	93
	Hinsdale	0	0	0	0	0	0	10
	Montrose	0	0	0	1	0	0	236
	Ouray	0	0	0	1	0	0	43
	San Miguel	0	0	0	0	1	3	100
	<i>Total</i>	0	2	1	10	2	3	698
8	Jackson	0	0	0	0	0	0	9
	Larimer	1	1	4	1	5	5	2,533
	<i>Total</i>	1	1	4	1	5	5	2,542
9	Garfield	0	1	0	0	2	3	428
	Pitkin	0	0	0	1	1	8	239
	Rio Blanco-Meeker	0	0	0	1	0	0	72
	<i>Total</i>	0	1	0	2	3	11	739
10	Pueblo	0	1	2	17	7	6	2,097
11	Chaffee	0	0	0	16	0	0	151
	Custer	0	0	0	0	0	0	60
	Fremont	0	18	0	64	0	1	509
	Park	0	0	0	1	1	0	317
	<i>Total</i>	0	18	0	81	1	1	1,037

Table 16: District Court Civil Filings by Type, FY 2006

District	Court Location	Breach of Warranty	County Court Counter Claim	Condemnation	County Court or Municipal Appeal	Disclaimer	Breach of Contract	Determination of Interests
12	Alamosa	0	0	0	8	0	7	0
	Conejos	0	0	0	1	0	5	0
	Costilla	0	0	0	0	0	3	0
	Mineral	0	0	0	0	0	0	0
	Rio Grande	1	0	0	3	0	7	2
	Saguache	0	1	0	1	0	2	0
	<i>Total</i>	<i>1</i>	<i>1</i>	<i>0</i>	<i>13</i>	<i>0</i>	<i>24</i>	<i>2</i>
13	Kit Carson	0	0	0	0	0	3	0
	Logan	0	0	4	12	0	10	0
	Morgan	0	0	1	4	0	12	0
	Phillips	0	0	0	1	0	0	0
	Sedgwick	0	0	0	2	0	0	0
	Washington	0	0	2	2	0	0	0
	Yuma	0	0	1	2	0	2	0
	<i>Total</i>	<i>0</i>	<i>0</i>	<i>8</i>	<i>23</i>	<i>0</i>	<i>27</i>	<i>0</i>
14	Grand	1	1	1	2	0	17	0
	Moffat	0	0	1	0	0	5	0
	Routt	0	2	0	6	0	19	0
	<i>Total</i>	<i>1</i>	<i>3</i>	<i>2</i>	<i>8</i>	<i>0</i>	<i>41</i>	<i>0</i>
15	Baca	0	1	0	2	0	3	0
	Cheyenne	0	0	0	0	0	1	0
	Kiowa	0	0	0	0	0	1	0
	Prowers	0	0	0	4	0	6	0
	<i>Total</i>	<i>0</i>	<i>1</i>	<i>0</i>	<i>6</i>	<i>0</i>	<i>11</i>	<i>0</i>
16	Bent	0	0	0	0	0	1	0
	Crowley	0	0	0	0	0	0	0
	Otero	0	0	0	5	0	1	0
	<i>Total</i>	<i>0</i>	<i>0</i>	<i>0</i>	<i>5</i>	<i>0</i>	<i>2</i>	<i>0</i>
17	Adams	2	0	4	60	0	304	1
	Broomfield	0	0	4	5	0	24	0
	<i>Total</i>	<i>2</i>	<i>0</i>	<i>8</i>	<i>65</i>	<i>0</i>	<i>328</i>	<i>1</i>
18	Arapahoe	6	3	15	74	0	383	2
	Douglas	3	6	13	38	0	155	1
	Elbert	0	1	0	1	0	16	0
	Lincoln	0	1	0	2	0	2	0
	<i>Total</i>	<i>9</i>	<i>11</i>	<i>28</i>	<i>115</i>	<i>0</i>	<i>556</i>	<i>3</i>
19	Weld	0	10	7	24	1	131	1
20	Boulder	2	11	4	37	0	245	4
21	Mesa	0	0	3	10	0	44	0
22	Dolores	0	0	0	0	0	2	2
	Montezuma	0	0	1	2	0	3	2
	<i>Total</i>	<i>0</i>	<i>0</i>	<i>1</i>	<i>2</i>	<i>0</i>	<i>5</i>	<i>4</i>
State Total		59	148	109	645	3	3,426	40
Percent of State Total		0.10%	0.24%	0.18%	1.07%	0.00%	5.66%	0.07%

Table 16: District Court Civil Filings by Type, FY 2006

District	Court Location	Declaratory Judgment	Distraint Warrant	Foreclosure Other Than RL 120	Forcible Entry and Detainer	Foreign Judgment	Goods Sold and Delivered	Injunctive Relief
12	Alamosa	0	17	1	3	0	0	4
	Conejos	0	9	2	1	0	1	0
	Costilla	3	9	5	0	0	0	0
	Mineral	0	2	0	0	0	0	0
	Rio Grande	2	14	0	1	1	0	4
	Saguache	1	6	3	0	0	0	0
	<i>Total</i>		6	57	11	5	1	1
13	Kit Carson	0	5	0	0	1	0	0
	Logan	5	20	2	2	2	1	1
	Morgan	1	40	4	0	1	2	5
	Phillips	0	4	0	0	0	1	0
	Sedgwick	0	1	2	0	1	0	0
	Washington	0	3	1	0	1	0	1
	Yuma	1	9	1	2	0	0	1
	<i>Total</i>		7	82	10	4	6	4
14	Grand	2	28	64	1	1	0	5
	Moffat	0	67	0	0	1	0	1
	Routt	7	27	13	2	2	1	2
	<i>Total</i>		9	122	77	3	4	1
15	Baca	0	7	0	0	0	1	0
	Cheyenne	0	3	0	0	1	0	0
	Kiowa	0	3	0	0	0	0	0
	Prowers	2	14	5	0	1	0	0
	<i>Total</i>		2	27	5	0	2	1
16	Bent	0	9	0	0	0	0	1
	Crowley	1	10	0	2	0	0	0
	Otero	1	29	1	3	1	0	0
	<i>Total</i>		2	48	1	5	1	0
17	Adams	16	896	58	63	15	39	13
	Broomfield	1	82	3	17	3	2	2
	<i>Total</i>		17	978	61	80	18	41
18	Arapahoe	29	1,120	208	160	40	69	38
	Douglas	25	263	35	29	29	60	14
	Elbert	3	37	3	2	2	0	4
	Lincoln	0	16	0	0	1	0	0
	<i>Total</i>		57	1,436	246	191	72	129
19	Weld	16	389	10	10	13	16	68
20	Boulder	38	610	16	25	21	16	25
21	Mesa	8	156	2	6	11	3	3
22	Dolores	0	3	0	0	1	0	0
	Montezuma	5	97	2	1	2	1	4
	<i>Total</i>		5	100	2	1	3	1
<i>State Total</i>		510	9,039	920	635	464	428	478
<i>Percent of State Total</i>		0.84%	14.93%	1.52%	1.05%	0.77%	0.71%	0.79%

Table 16: District Court Civil Filings by Type, FY 2006

District	Court Location	Lien	Landlord-Tenant	Mechanics Lien	Malpractice	Money	Name Change	Negligence
12	Alamosa	0	0	1	2	6	0	5
	Conejos	0	0	0	0	3	4	0
	Costilla	0	0	0	0	3	0	0
	Mineral	0	0	0	0	0	0	0
	Rio Grande	1	0	1	0	7	7	0
	Saguache	0	0	1	0	1	2	0
	<i>Total</i>		1	0	3	2	20	13
13	Kit Carson	0	0	0	1	0	0	2
	Logan	0	0	2	0	9	0	1
	Morgan	0	0	1	0	5	6	5
	Phillips	0	1	0	1	1	0	0
	Sedgwick	0	0	0	0	1	0	0
	Washington	0	0	0	0	6	0	0
	Yuma	0	0	0	0	9	0	2
	<i>Total</i>		0	1	3	2	31	6
14	Grand	1	0	2	0	12	1	13
	Moffat	0	0	0	1	10	2	5
	Routt	3	0	4	3	22	0	11
	<i>Total</i>		4	0	6	4	44	3
15	Baca	0	0	0	0	3	0	0
	Cheyenne	0	0	0	1	1	0	0
	Kiowa	0	0	0	0	3	0	0
	Prowers	0	0	0	0	4	2	1
	<i>Total</i>		0	0	0	1	11	2
16	Bent	0	0	0	0	2	1	0
	Crowley	0	0	0	0	4	0	2
	Otero	0	0	0	0	12	4	4
	<i>Total</i>		0	0	0	18	5	6
17	Adams	2	1	18	15	123	16	54
	Broomfield	0	1	0	1	26	0	8
	<i>Total</i>		2	2	18	16	149	16
18	Arapahoe	4	14	36	45	318	31	129
	Douglas	2	2	31	7	64	8	30
	Elbert	1	0	3	0	9	3	1
	Lincoln	0	0	0	1	0	1	0
	<i>Total</i>		7	16	70	53	391	43
19	Weld	4	2	19	4	127	28	33
20	Boulder	2	8	14	17	121	1	73
21	Mesa	5	0	4	7	86	17	30
22	Dolores	0	0	0	0	0	0	1
	Montezuma	0	0	0	0	16	2	3
	<i>Total</i>		0	0	0	16	2	4
<i>State Total</i>		58	84	348	312	2,495	222	1,008
<i>Percent of State Total</i>		0.10%	0.14%	0.57%	0.52%	4.12%	0.37%	1.66%

Table 16: District Court Civil Filings by Type, FY 2006

District	Court Location	Note	Other	Property Damage	Public Nuisance	Personal Injury	Personal Injury - Motor Vehicle	Petition to Seal Criminal Record
12	Alamosa	1	5	1	0	6	15	6
	Conejos	0	2	0	0	0	6	0
	Costilla	0	7	0	0	2	3	0
	Mineral	0	2	0	0	0	0	0
	Rio Grande	0	7	1	1	0	3	2
	Saguache	0	5	0	0	0	3	0
	<i>Total</i>	<i>1</i>	<i>28</i>	<i>2</i>	<i>1</i>	<i>8</i>	<i>30</i>	<i>8</i>
13	Kit Carson	1	3	0	0	1	1	0
	Logan	0	15	3	0	3	1	9
	Morgan	5	16	0	0	4	6	8
	Phillips	0	0	0	0	1	0	0
	Sedgwick	0	0	0	0	1	3	0
	Washington	0	8	0	0	2	2	1
	Yuma	0	5	0	0	0	0	0
	<i>Total</i>	<i>6</i>	<i>47</i>	<i>3</i>	<i>0</i>	<i>12</i>	<i>13</i>	<i>18</i>
14	Grand	2	4	1	0	6	4	8
	Moffat	1	12	0	0	2	3	11
	Routt	2	20	0	0	7	3	16
	<i>Total</i>	<i>5</i>	<i>36</i>	<i>1</i>	<i>0</i>	<i>15</i>	<i>10</i>	<i>35</i>
15	Baca	0	2	0	0	1	0	0
	Cheyenne	0	0	0	0	1	1	0
	Kiowa	0	0	0	0	0	1	0
	Prowers	1	7	0	0	1	4	1
	<i>Total</i>	<i>1</i>	<i>9</i>	<i>0</i>	<i>0</i>	<i>3</i>	<i>6</i>	<i>1</i>
16	Bent	0	3	0	0	1	0	3
	Crowley	0	3	0	0	0	0	0
	Otero	1	5	0	0	1	11	6
	<i>Total</i>	<i>1</i>	<i>11</i>	<i>0</i>	<i>0</i>	<i>2</i>	<i>11</i>	<i>9</i>
17	Adams	44	94	4	16	43	298	95
	Broomfield	1	11	2	2	10	31	26
	<i>Total</i>	<i>45</i>	<i>105</i>	<i>6</i>	<i>18</i>	<i>53</i>	<i>329</i>	<i>121</i>
18	Arapahoe	63	168	8	28	112	338	331
	Douglas	28	72	5	1	29	123	135
	Elbert	3	15	0	0	2	7	9
	Lincoln	0	13	0	0	0	0	1
	<i>Total</i>	<i>94</i>	<i>268</i>	<i>13</i>	<i>29</i>	<i>143</i>	<i>468</i>	<i>476</i>
19	Weld	23	45	4	0	23	73	82
20	Boulder	23	67	2	0	78	296	404
21	Mesa	6	62	4	0	10	53	67
22	Dolores	1	1	0	0	0	0	0
	Montezuma	1	9	0	0	2	8	4
	<i>Total</i>	<i>2</i>	<i>10</i>	<i>0</i>	<i>0</i>	<i>2</i>	<i>8</i>	<i>4</i>
<i>State Total</i>		<i>536</i>	<i>1,928</i>	<i>73</i>	<i>358</i>	<i>1,012</i>	<i>3,512</i>	<i>2,632</i>
<i>Percent of State Total</i>		<i>0.89%</i>	<i>3.18%</i>	<i>0.12%</i>	<i>0.59%</i>	<i>1.67%</i>	<i>5.80%</i>	<i>4.35%</i>

Table 16: District Court Civil Filings by Type, FY 2006

District	Court Location	Possession	Public Utilities Commission	Rule 120 Deed of Trust	Rule 105 Quiet Title	Replevin	Restraining Order	Review - Other Local Government/ Person
12	Alamosa	0	0	41	12	2	0	0
	Conejos	0	0	12	5	2	0	2
	Costilla	0	0	13	13	2	0	0
	Mineral	0	0	4	4	0	0	0
	Rio Grande	0	0	48	2	0	0	0
	Saguache	0	0	14	113	3	0	0
	<i>Total</i>	<i>0</i>	<i>0</i>	<i>132</i>	<i>149</i>	<i>9</i>	<i>0</i>	<i>2</i>
13	Kit Carson	0	0	16	2	1	1	0
	Logan	0	0	60	2	6	0	0
	Morgan	0	0	126	1	7	0	1
	Phillips	0	0	5	0	0	0	0
	Sedgwick	0	0	5	3	1	0	0
	Washington	0	0	17	4	0	0	0
	Yuma	0	0	20	2	1	0	2
	<i>Total</i>	<i>0</i>	<i>0</i>	<i>249</i>	<i>14</i>	<i>16</i>	<i>1</i>	<i>3</i>
14	Grand	0	0	42	26	3	0	2
	Moffat	0	0	40	2	1	0	0
	Routt	0	0	29	3	2	0	0
	<i>Total</i>	<i>0</i>	<i>0</i>	<i>111</i>	<i>31</i>	<i>6</i>	<i>0</i>	<i>2</i>
15	Baca	0	0	6	1	1	0	0
	Cheyenne	0	0	2	0	0	0	0
	Kiowa	0	0	1	0	0	0	0
	Prowers	0	0	41	2	1	0	0
	<i>Total</i>	<i>0</i>	<i>0</i>	<i>50</i>	<i>3</i>	<i>2</i>	<i>0</i>	<i>0</i>
16	Bent	0	0	11	3	0	0	0
	Crowley	0	0	23	4	0	0	0
	Otero	0	0	107	8	1	0	0
	<i>Total</i>	<i>0</i>	<i>0</i>	<i>141</i>	<i>15</i>	<i>1</i>	<i>0</i>	<i>0</i>
17	Adams	0	0	3,824	19	97	1	10
	Broomfield	0	0	136	0	7	0	1
	<i>Total</i>	<i>0</i>	<i>0</i>	<i>3,960</i>	<i>19</i>	<i>104</i>	<i>1</i>	<i>11</i>
18	Arapahoe	2	0	4,135	18	71	1	0
	Douglas	0	0	989	13	20	0	2
	Elbert	0	0	172	5	4	0	0
	Lincoln	0	0	24	2	0	0	9
	<i>Total</i>	<i>2</i>	<i>0</i>	<i>5,320</i>	<i>38</i>	<i>95</i>	<i>1</i>	<i>11</i>
19	Weld	0	0	1,754	23	39	0	6
20	Boulder	1	1	684	20	24	3	15
21	Mesa	0	0	342	9	11	1	3
22	Dolores	0	0	3	1	0	0	0
	Montezuma	0	0	48	15	13	5	0
	<i>Total</i>	<i>0</i>	<i>0</i>	<i>51</i>	<i>16</i>	<i>13</i>	<i>5</i>	<i>0</i>
State Total		13	3	25,513	656	651	34	214
Percent of State Total		0.02%	0.00%	42.14%	1.08%	1.08%	0.06%	0.35%

Table 16: District Court Civil Filings by Type, FY 2006

District	Court Location	Special District	Sexual Harassment	Specific Performance	Services Rendered	Unemployment Compensation	Workman's Compensation	Wrongful Death
12	Alamosa	1	0	0	0	0	0	1
	Conejos	0	0	1	1	0	0	0
	Costilla	0	0	2	0	0	0	0
	Mineral	0	0	0	0	0	0	0
	Rio Grande	0	0	1	1	0	0	0
	Saguache	0	0	0	0	0	0	0
	<i>Total</i>	<i>1</i>	<i>0</i>	<i>4</i>	<i>2</i>	<i>0</i>	<i>0</i>	<i>1</i>
13	Kit Carson	0	0	0	0	0	0	0
	Logan	0	0	1	0	0	0	0
	Morgan	1	0	0	0	0	0	0
	Phillips	0	0	0	1	0	0	0
	Sedgwick	0	0	0	0	0	0	0
	Washington	0	0	0	0	0	0	0
	Yuma	0	0	0	0	0	0	0
	<i>Total</i>	<i>1</i>	<i>0</i>	<i>1</i>	<i>1</i>	<i>0</i>	<i>0</i>	<i>0</i>
14	Grand	3	0	0	0	0	0	0
	Moffat	0	0	0	0	0	0	0
	Routt	1	0	0	0	0	0	0
	<i>Total</i>	<i>4</i>	<i>0</i>	<i>0</i>	<i>0</i>	<i>0</i>	<i>0</i>	<i>0</i>
15	Baca	0	0	0	0	0	0	0
	Cheyenne	0	0	0	0	0	0	0
	Kiowa	0	0	0	0	0	0	0
	Prowers	0	0	0	0	0	0	0
	<i>Total</i>	<i>0</i>	<i>0</i>	<i>0</i>	<i>0</i>	<i>0</i>	<i>0</i>	<i>0</i>
16	Bent	0	0	0	1	0	0	0
	Crowley	0	0	0	0	0	0	0
	Otero	0	0	0	0	0	0	0
	<i>Total</i>	<i>0</i>	<i>0</i>	<i>0</i>	<i>1</i>	<i>0</i>	<i>0</i>	<i>0</i>
17	Adams	38	0	0	13	0	1	5
	Broomfield	1	0	0	2	0	0	1
	<i>Total</i>	<i>39</i>	<i>0</i>	<i>0</i>	<i>15</i>	<i>0</i>	<i>1</i>	<i>6</i>
18	Arapahoe	35	1	5	18	0	0	6
	Douglas	19	1	1	17	0	0	4
	Elbert	3	0	0	0	0	0	2
	Lincoln	0	0	0	0	0	0	0
	<i>Total</i>	<i>57</i>	<i>2</i>	<i>6</i>	<i>35</i>	<i>0</i>	<i>0</i>	<i>12</i>
19	Weld	28	0	1	3	0	0	3
20	Boulder	1	0	3	4	0	0	7
21	Mesa	0	0	0	0	0	0	1
22	Dolores	0	0	0	0	0	0	0
	Montezuma	0	0	0	0	0	0	0
	<i>Total</i>	<i>0</i>	<i>0</i>	<i>0</i>	<i>0</i>	<i>0</i>	<i>0</i>	<i>0</i>
<i>State Total</i>		<i>190</i>	<i>8</i>	<i>42</i>	<i>413</i>	<i>1</i>	<i>46</i>	<i>79</i>
<i>Percent of State Total</i>		<i>0.31%</i>	<i>0.01%</i>	<i>0.07%</i>	<i>0.68%</i>	<i>0.00%</i>	<i>0.08%</i>	<i>0.13%</i>

Table 16: District Court Civil Filings by Type, FY 2006

District	Court Location	Wages	Writ of Habeas Corpus	Wrongful Death – Motor Vehicle	Rule 106 -- Writs/Contempt	Fraud	Out of State Subpoena	Total
12	Alamosa	0	0	1	1	1	0	148
	Conejos	0	0	0	1	0	0	58
	Costilla	0	0	0	1	0	0	66
	Mineral	0	0	0	0	0	0	12
	Rio Grande	0	0	0	2	1	0	120
	Saguache	0	0	0	0	1	0	157
	<i>Total</i>	<i>0</i>	<i>0</i>	<i>1</i>	<i>5</i>	<i>3</i>	<i>0</i>	<i>561</i>
13	Kit Carson	0	7	0	22	0	0	67
	Logan	0	12	0	44	2	0	229
	Morgan	0	1	0	0	0	0	263
	Phillips	0	0	0	0	0	0	16
	Sedgwick	0	0	0	0	0	0	20
	Washington	0	1	0	0	0	1	52
	Yuma	0	0	0	0	0	0	60
	<i>Total</i>	<i>0</i>	<i>21</i>	<i>0</i>	<i>66</i>	<i>2</i>	<i>1</i>	<i>707</i>
14	Grand	0	0	0	1	0	1	255
	Moffat	0	0	0	0	0	0	165
	Routt	1	0	1	0	0	4	213
	<i>Total</i>	<i>1</i>	<i>0</i>	<i>1</i>	<i>1</i>	<i>0</i>	<i>5</i>	<i>633</i>
15	Baca	0	0	0	0	0	0	28
	Cheyenne	0	0	0	0	0	0	11
	Kiowa	0	0	0	0	0	0	9
	Prowers	0	0	0	0	1	0	98
	<i>Total</i>	<i>0</i>	<i>0</i>	<i>0</i>	<i>0</i>	<i>1</i>	<i>0</i>	<i>146</i>
16	Bent	0	10	0	18	0	1	65
	Crowley	0	7	0	22	0	0	78
	Otero	0	1	0	0	0	0	202
	<i>Total</i>	<i>0</i>	<i>18</i>	<i>0</i>	<i>40</i>	<i>0</i>	<i>1</i>	<i>345</i>
17	Adams	0	19	7	2	23	16	6,369
	Broomfield	0	0	0	1	2	6	419
	<i>Total</i>	<i>0</i>	<i>19</i>	<i>7</i>	<i>3</i>	<i>25</i>	<i>22</i>	<i>6,788</i>
18	Arapahoe	6	15	0	13	31	46	8,175
	Douglas	1	2	4	15	13	18	2,327
	Elbert	2	0	0	1	1	1	313
	Lincoln	0	11	0	1	0	0	85
	<i>Total</i>	<i>9</i>	<i>28</i>	<i>4</i>	<i>30</i>	<i>45</i>	<i>65</i>	<i>10,900</i>
19	Weld	2	0	3	6	12	5	3,048
20	Boulder	4	0	0	13	16	23	2,979
21	Mesa	1	0	2	1	1	6	975
22	Dolores	0	0	0	0	0	0	15
	Montezuma	0	0	0	1	2	0	249
	<i>Total</i>	<i>0</i>	<i>0</i>	<i>0</i>	<i>1</i>	<i>2</i>	<i>0</i>	<i>264</i>
<i>State Total</i>		<i>33</i>	<i>263</i>	<i>39</i>	<i>344</i>	<i>227</i>	<i>295</i>	<i>60,546</i>
<i>Percent of State Total</i>		<i>0.05%</i>	<i>0.43%</i>	<i>0.06%</i>	<i>0.57%</i>	<i>0.37%</i>	<i>0.49%</i>	<i>100.00%</i>

Table 17: District Court Domestic Relations Filings by Type, FY 2006

District	Court Location	Administrative Support Order	Child Custody	Dissolution of Marriage	Registration of Foreign Decree	Invalidity of Marriage
1	Gilpin	1	0	26	2	1
	Jefferson	55	354	2,552	24	45
	<i>Total</i>	56	354	2,578	26	46
2	Denver	1	373	2,938	11	70
3	Huerfano	0	13	54	2	2
	Las Animas	1	22	93	1	0
	<i>Total</i>	1	35	147	3	2
4	El Paso	95	374	3,783	71	70
	Teller	2	7	81	1	0
	<i>Total</i>	97	381	3,864	72	70
5	Clear Creek	5	4	47	1	0
	Eagle	0	19	209	0	2
	Lake	1	4	32	1	1
	Summit	2	13	121	1	4
	<i>Total</i>	8	40	409	3	7
6	Archuleta	0	8	57	1	2
	La Plata	54	29	228	3	1
	San Juan	0	0	2	0	0
	<i>Total</i>	54	37	287	4	3
7	Delta	2	54	194	7	8
	Gunnison	6	4	66	1	0
	Hinsdale	0	1	5	0	0
	Montrose	0	51	266	3	5
	Ouray	3	0	17	1	0
	San Miguel	2	2	36	0	0
	<i>Total</i>	13	112	584	12	13
8	Jackson	0	2	6	0	0
	Larimer	0	254	1,326	9	22
	<i>Total</i>	0	256	1,332	9	22
9	Garfield	1	32	306	2	3
	Pitkin	0	5	87	0	3
	Rio Blanco-Meeker	17	5	31	0	0
	<i>Total</i>	18	42	424	2	6
10	Pueblo	0	298	853	6	14
11	Chaffee	4	17	89	1	1
	Custer	4	6	16	0	0
	Fremont	2	39	274	2	4
	Park	0	4	76	0	1
	<i>Total</i>	10	66	455	3	6

Table 17: District Court Domestic Relations Filings by Type, FY 2006

District	Court Location	Other	Legal Separation	Incoming Registration of Support	Outgoing Registration of UIFSA	Total
1	Gilpin	0	0	1	0	31
	Jefferson	144	129	108	0	3,411
	<i>Total</i>	144	129	109	0	3,442
2	Denver	137	94	201	0	3,825
3	Huerfano	0	2	2	0	75
	Las Animas	1	3	3	0	124
	<i>Total</i>	1	5	5	0	199
4	El Paso	36	175	290	0	4,894
	Teller	2	3	26	0	122
	<i>Total</i>	38	178	316	0	5,016
5	Clear Creek	0	1	2	0	60
	Eagle	1	6	5	0	242
	Lake	2	2	0	0	43
	Summit	1	4	6	0	152
	<i>Total</i>	4	13	13	0	497
6	Archuleta	0	0	6	0	74
	La Plata	1	4	19	0	339
	San Juan	0	0	0	0	2
	<i>Total</i>	1	4	25	0	415
7	Delta	0	15	10	0	290
	Gunnison	0	3	9	0	89
	Hinsdale	0	0	0	0	6
	Montrose	2	6	25	0	358
	Ouray	1	0	0	0	22
	San Miguel	0	1	1	0	42
	<i>Total</i>	3	25	45	0	807
8	Jackson	0	0	0	0	8
	Larimer	7	38	8	0	1,664
	<i>Total</i>	7	38	8	0	1,672
9	Garfield	0	4	34	0	382
	Pitkin	1	4	0	1	101
	Rio Blanco-Meeker	5	0	0	0	58
	<i>Total</i>	6	8	34	1	541
10	Pueblo	1	18	52	0	1,242
11	Chaffee	0	1	6	0	119
	Custer	0	0	0	0	26
	Fremont	0	3	27	0	351
	Park	21	3	0	0	105
	<i>Total</i>	21	7	33	0	601

Table 17: District Court Domestic Relations Filings by Type, FY 2006

District	Court Location	Administrative Support Order	Child Custody	Dissolution of Marriage	Registration of Foreign Decree	Invalidity of Marriage
12	Alamosa	0	36	149	1	3
	Conejos	0	12	36	2	0
	Costilla	0	8	13	2	1
	Mineral	0	1	3	0	0
	Rio Grande	0	11	80	2	1
	Saguache	2	7	48	1	1
	<i>Total</i>		2	75	329	8
13	Kit Carson	1	4	40	0	1
	Logan	5	37	101	1	2
	Morgan	0	38	141	1	1
	Phillips	0	2	29	1	0
	Sedgwick	0	1	15	0	0
	Washington	0	2	18	0	0
	Yuma	0	2	46	0	0
	<i>Total</i>		6	86	390	3
14	Grand	1	3	57	0	2
	Moffat	27	13	78	1	0
	Routt	3	3	125	8	5
	<i>Total</i>	31	19	260	9	7
15	Baca	0	2	27	1	0
	Cheyenne	0	2	5	0	0
	Kiowa	1	1	2	0	0
	Prowers	0	16	88	0	0
	<i>Total</i>	1	21	122	1	0
16	Bent	0	4	38	0	0
	Crowley	2	6	30	0	0
	Otero	2	28	136	1	1
	<i>Total</i>	4	38	204	1	1
17	Adams	18	537	1,883	9	31
	Broomfield	2	11	240	1	4
	<i>Total</i>	20	548	2,123	10	35
18	Arapahoe	49	431	2,570	28	45
	Douglas	0	64	1,301	14	18
	Elbert	6	8	107	1	0
	Lincoln	1	5	29	0	1
	<i>Total</i>	56	508	4,007	43	64
19	Weld	0	212	1,061	10	17
20	Boulder	59	195	1,246	21	24
21	Mesa	69	201	995	23	9
22	Dolores	0	0	5	0	1
	Montezuma	0	30	137	4	3
	<i>Total</i>	0	30	142	4	4
<i>State Total</i>		506	3,927	24,750	284	430
<i>Percent of State Total</i>		1.56%	12.09%	76.20%	0.87%	1.32%

Table 17: District Court Domestic Relations Filings by Type, FY 2006

District	Court Location	Other	Legal Separation	Incoming Registration of Support	Outgoing Registration of UIFSA	Total
12	Alamosa	1	5	1	0	196
	Conejos	0	3	0	0	53
	Costilla	0	0	2	0	26
	Mineral	0	0	0	0	4
	Rio Grande	1	1	3	1	100
	Saguache	2	0	1	0	62
	<i>Total</i>	4	9	7	1	441
13	Kit Carson	0	0	1	0	47
	Logan	5	4	0	0	155
	Morgan	0	3	9	0	193
	Phillips	0	0	0	0	32
	Sedgwick	0	0	0	0	16
	Washington	1	1	2	0	24
	Yuma	0	0	0	0	48
	<i>Total</i>	6	8	12	0	515
14	Grand	0	1	2	0	66
	Moffat	2	3	10	0	134
	Routt	7	10	7	0	168
	<i>Total</i>	9	14	19	0	368
15	Baca	0	0	3	0	33
	Cheyenne	0	0	0	0	7
	Kiowa	1	0	0	0	5
	Prowers	1	2	3	0	110
	<i>Total</i>	2	2	6	0	155
16	Bent	0	1	3	0	46
	Crowley	0	0	0	0	38
	Otero	1	3	1	0	173
	<i>Total</i>	1	4	4	0	257
17	Adams	13	69	22	0	2,582
	Broomfield	15	10	9	0	292
	<i>Total</i>	28	79	31	0	2,874
18	Arapahoe	10	97	179	1	3,410
	Douglas	0	54	40	2	1,493
	Elbert	2	9	1	0	134
	Lincoln	3	1	4	0	44
	<i>Total</i>	15	161	224	3	5,081
19	Weld	6	25	74	0	1,405
20	Boulder	0	59	0	0	1,604
21	Mesa	12	6	1	0	1,316
22	Dolores	0	2	0	0	8
	Montezuma	2	7	17	0	200
	<i>Total</i>	2	9	17	0	208
<i>State Total</i>		448	895	1,236	5	32,481
<i>Percent of State Total</i>		1.38%	2.76%	3.81%	0.02%	100.00%

Table 18: District Court Criminal Filings by Type, FY 2006

District	Court Location	Cruelty to		Assault	Bribery-		Bail	Child
		Animals	Arson		Tampering	Burglary		
1	Gilpin	0	0	3	0	5	0	0
	Jefferson	2	7	277	0	283	13	15
	<i>Total</i>	2	7	280	0	288	13	15
2	Denver	1	9	401	11	442	1	21
3	Huerfano	0	3	20	0	7	1	0
	Las Animas	0	1	27	0	17	3	2
	<i>Total</i>	0	4	47	0	24	4	2
4	El Paso	3	8	338	23	445	13	12
	Teller	1	2	14	0	21	1	1
	<i>Total</i>	4	10	352	23	466	14	13
5	Clear Creek	0	1	12	1	9	6	0
	Eagle	0	1	20	16	4	4	0
	Lake	0	0	11	1	6	7	0
	Summit	0	1	50	0	26	5	0
	<i>Total</i>	0	3	93	18	45	22	0
6	Archuleta	0	0	22	0	12	12	0
	La Plata	0	0	66	4	37	32	0
	San Juan	0	0	0	0	0	0	0
	<i>Total</i>	0	0	88	4	49	44	0
7	Delta	0	2	22	0	20	9	1
	Gunnison	0	0	12	0	8	11	2
	Hinsdale	0	0	1	0	2	1	0
	Montrose-Nucla	0	0	1	0	1	0	0
	Montrose	1	0	20	0	20	5	0
	Ouray	0	0	0	0	4	0	0
	San Miguel	0	0	6	0	3	6	0
	<i>Total</i>	1	2	62	0	58	32	3
	8	Jackson	0	0	1	0	2	0
Larimer		1	8	123	4	169	46	6
<i>Total</i>		1	8	124	4	171	46	6
9	Garfield	0	2	64	1	47	1	4
	Pitkin	0	1	9	0	8	1	0
	Rio Blanco-Meeker	0	0	2	0	5	2	0
	<i>Total</i>	0	3	75	1	60	4	4
10	Pueblo	2	4	203	2	214	0	6
11	Chaffee	0	0	16	2	17	2	0
	Custer	0	1	4	0	1	0	0
	Fremont	1	0	53	0	22	1	4
	Park	0	0	6	0	13	6	0
	<i>Total</i>	1	1	79	2	53	9	4

Table 18: District Court Criminal Filings by Type, FY 2006

District	Court Location	Criminal					Fugitive from	
		Mischief	Drugs	Escape	Fraud	Forgery	Justice	Gambling
1	Gilpin	2	39	0	4	9	3	1
	Jefferson	136	1,108	153	14	338	105	3
	<i>Total</i>	<i>138</i>	<i>1,147</i>	<i>153</i>	<i>18</i>	<i>347</i>	<i>108</i>	<i>4</i>
2	Denver	117	2,162	514	48	205	72	0
3	Huerfano	5	26	0	5	1	5	0
	Las Animas	12	41	1	1	10	22	0
	<i>Total</i>	<i>17</i>	<i>67</i>	<i>1</i>	<i>6</i>	<i>11</i>	<i>27</i>	<i>0</i>
4	El Paso	138	1,389	263	197	474	235	0
	Teller	10	58	0	2	4	10	1
	<i>Total</i>	<i>148</i>	<i>1,447</i>	<i>263</i>	<i>199</i>	<i>478</i>	<i>245</i>	<i>1</i>
5	Clear Creek	2	40	0	4	16	7	0
	Eagle	20	85	2	21	10	11	0
	Lake	6	16	0	0	0	0	0
	Summit	19	81	1	7	17	17	0
	<i>Total</i>	<i>47</i>	<i>222</i>	<i>3</i>	<i>32</i>	<i>43</i>	<i>35</i>	<i>0</i>
6	Archuleta	1	21	1	1	2	15	0
	La Plata	33	104	10	20	25	70	0
	San Juan	0	0	0	0	0	0	0
	<i>Total</i>	<i>34</i>	<i>125</i>	<i>11</i>	<i>21</i>	<i>27</i>	<i>85</i>	<i>0</i>
7	Delta	9	83	3	10	7	8	0
	Gunnison	9	31	0	5	3	6	0
	Hinsdale	0	2	0	2	0	0	0
	Montrose-Nucla	1	0	0	0	0	0	0
	Montrose	6	103	2	27	21	8	0
	Ouray	0	3	0	2	1	3	0
	San Miguel	6	32	0	5	2	5	0
	<i>Total</i>	<i>31</i>	<i>254</i>	<i>5</i>	<i>51</i>	<i>34</i>	<i>30</i>	<i>0</i>
8	Jackson	0	1	0	0	0	0	0
	Larimer	51	544	37	29	108	90	0
	<i>Total</i>	<i>51</i>	<i>545</i>	<i>37</i>	<i>29</i>	<i>108</i>	<i>90</i>	<i>0</i>
9	Garfield	22	168	2	9	23	43	0
	Pitkin	2	35	0	2	4	3	0
	Rio Blanco-Meeker	4	38	0	1	3	15	0
	<i>Total</i>	<i>28</i>	<i>241</i>	<i>2</i>	<i>12</i>	<i>30</i>	<i>61</i>	<i>0</i>
10	Pueblo	117	402	102	12	67	39	0
11	Chaffee	6	42	1	3	2	3	0
	Custer	0	0	1	4	1	1	0
	Fremont	20	211	3	20	17	16	0
	Park	6	33	0	2	5	5	0
	<i>Total</i>	<i>32</i>	<i>286</i>	<i>5</i>	<i>29</i>	<i>25</i>	<i>25</i>	<i>0</i>

Table 18: District Court Criminal Filings by Type, FY 2006

District	Court Location	Habitual		Habitual		Incest	Impersonation	Kidnapping	Menacing
		Criminal	Homicide	Traffic					
1	Gilpin	0	0	5	0	8	0	4	
	Jefferson	0	24	70	0	77	32	128	
	<i>Total</i>	0	24	75	0	85	32	132	
2	Denver	0	99	35	2	31	38	200	
3	Huerfano	0	2	2	0	8	3	8	
	Las Animas	0	0	12	0	13	1	22	
	<i>Total</i>	0	2	14	0	21	4	30	
4	El Paso	1	93	82	0	207	57	250	
	Teller	1	0	3	0	1	1	15	
	<i>Total</i>	2	93	85	0	208	58	265	
5	Clear Creek	0	0	5	0	11	0	8	
	Eagle	0	1	14	0	30	4	17	
	Lake	0	0	17	0	1	1	4	
	Summit	2	0	6	0	12	1	8	
	<i>Total</i>	2	1	42	0	54	6	37	
6	Archuleta	0	1	0	0	1	2	6	
	La Plata	0	5	6	0	30	1	23	
	San Juan	0	0	0	0	0	0	1	
	<i>Total</i>	0	6	6	0	31	3	30	
7	Delta	0	1	6	0	2	2	18	
	Gunnison	0	0	3	0	3	1	13	
	Hinsdale	0	0	0	0	0	0	1	
	Montrose-Nucla	0	0	1	0	0	0	3	
	Montrose	1	4	19	0	2	1	20	
	Ouray	0	0	1	0	1	0	2	
	San Miguel	0	1	0	0	0	1	6	
	<i>Total</i>	1	6	30	0	8	5	63	
8	Jackson	0	0	0	0	0	0	0	
	Larimer	0	9	49	4	74	21	80	
	<i>Total</i>	0	9	49	4	74	21	80	
9	Garfield	0	1	14	0	69	2	26	
	Pitkin	0	1	5	0	3	0	2	
	Rio Blanco-Meeker	0	0	2	0	2	0	3	
	<i>Total</i>	0	2	21	0	74	2	31	
10	Pueblo	2	39	66	1	112	23	145	
11	Chaffee	0	0	2	0	1	0	6	
	Custer	0	1	0	0	2	0	2	
	Fremont	0	5	7	0	5	3	17	
	Park	0	1	8	1	3	0	14	
	<i>Total</i>	0	7	17	1	11	3	39	

Table 18: District Court Criminal Filings by Type, FY 2006

District	Court Location	Criminal Non-Support	Obstruction of Public Justice	Other	Public Indecency	Perjury	Pornography	Abuse of Public Office
1	Gilpin	0	0	9	0	0	0	0
	Jefferson	0	1	348	0	1	0	0
	<i>Total</i>	<i>0</i>	<i>1</i>	<i>357</i>	<i>0</i>	<i>1</i>	<i>0</i>	<i>0</i>
2	Denver	0	33	111	1	0	0	2
3	Huerfano	0	1	25	0	0	0	0
	Las Animas	0	0	28	0	0	0	0
	<i>Total</i>	<i>0</i>	<i>1</i>	<i>53</i>	<i>0</i>	<i>0</i>	<i>0</i>	<i>0</i>
4	El Paso	0	32	166	1	1	0	0
	Teller	0	0	45	0	0	0	0
	<i>Total</i>	<i>0</i>	<i>32</i>	<i>211</i>	<i>1</i>	<i>1</i>	<i>0</i>	<i>0</i>
5	Clear Creek	0	0	10	0	0	0	0
	Eagle	0	0	9	0	0	0	0
	Lake	0	0	10	0	0	0	0
	Summit	0	0	20	0	0	0	0
	<i>Total</i>	<i>0</i>	<i>0</i>	<i>49</i>	<i>0</i>	<i>0</i>	<i>0</i>	<i>0</i>
6	Archuleta	0	0	10	0	0	0	0
	La Plata	0	0	47	0	0	0	0
	San Juan	0	0	2	0	0	0	0
	<i>Total</i>	<i>0</i>	<i>0</i>	<i>59</i>	<i>0</i>	<i>0</i>	<i>0</i>	<i>0</i>
7	Delta	0	0	28	0	0	0	0
	Gunnison	0	0	6	0	0	0	0
	Hinsdale	0	0	4	0	0	0	0
	Montrose-Nucla	0	0	6	0	0	0	0
	Montrose	0	7	23	0	0	0	0
	Ouray	0	0	6	0	0	0	0
	San Miguel	0	0	5	0	0	0	0
	<i>Total</i>	<i>0</i>	<i>7</i>	<i>78</i>	<i>0</i>	<i>0</i>	<i>0</i>	<i>0</i>
8	Jackson	0	0	1	0	0	0	0
	Larimer	0	7	104	0	1	0	0
	<i>Total</i>	<i>0</i>	<i>7</i>	<i>105</i>	<i>0</i>	<i>1</i>	<i>0</i>	<i>0</i>
9	Garfield	0	2	19	0	1	0	0
	Pitkin	0	0	2	0	0	0	0
	Rio Blanco-Meeker	0	0	6	0	0	0	0
	<i>Total</i>	<i>0</i>	<i>2</i>	<i>27</i>	<i>0</i>	<i>1</i>	<i>0</i>	<i>0</i>
10	Pueblo	0	2	65	0	0	0	0
11	Chaffee	0	0	7	0	0	0	0
	Custer	0	0	7	0	0	0	0
	Fremont	0	0	65	0	0	0	0
	Park	0	0	10	0	0	0	0
	<i>Total</i>	<i>0</i>	<i>0</i>	<i>89</i>	<i>0</i>	<i>0</i>	<i>0</i>	<i>0</i>

Table 18: District Court Criminal Filings by Type, FY 2006

District	Court Location	Public Peace and Order	Sex					Trespass
			Prostitution	Robbery	Offenses	Theft	Tampering	
1	Gilpin	0	0	1	3	23	0	4
	Jefferson	1	2	88	204	899	2	131
	Total	1	2	89	207	922	2	135
2	Denver	36	1	139	213	824	2	161
3	Huerfano	3	0	0	2	15	0	4
	Las Animas	2	0	8	8	30	0	9
	Total	5	0	8	10	45	0	13
4	El Paso	46	0	117	255	1,164	7	206
	Teller	0	0	2	1	29	0	2
	Total	46	0	119	256	1,193	7	208
5	Clear Creek	0	0	0	7	12	2	2
	Eagle	1	0	2	10	78	0	23
	Lake	0	0	0	1	8	0	1
	Summit	0	0	0	7	45	1	14
	Total	1	0	2	25	143	3	40
6	Archuleta	0	0	1	3	15	0	12
	La Plata	0	0	4	37	70	3	26
	San Juan	0	0	0	0	0	0	0
	Total	0	0	5	40	85	3	38
7	Delta	0	0	1	12	36	0	7
	Gunnison	1	0	1	2	18	0	6
	Hinsdale	0	0	0	0	0	0	1
	Montrose-Nucla	0	0	0	2	3	0	0
	Montrose	0	0	3	13	45	0	8
	Ouray	0	0	0	0	1	0	1
	San Miguel	0	0	0	3	17	0	4
	Total	1	0	5	32	120	0	27
8	Jackson	0	0	0	0	3	0	0
	Larimer	25	0	23	92	373	2	85
	Total	25	0	23	92	376	2	85
9	Garfield	48	0	3	25	93	2	25
	Pitkin	0	0	0	2	21	0	6
	Rio Blanco-Meeker	0	0	0	4	3	1	2
	Total	48	0	3	31	117	3	33
10	Pueblo	42	1	69	109	302	2	85
11	Chaffee	0	0	3	4	35	1	3
	Custer	0	0	0	2	0	0	1
	Fremont	0	0	0	39	53	0	13
	Park	0	0	0	7	7	0	3
	Total	0	0	3	52	95	1	20

Table 18: District Court Criminal Filings by Type, FY 2006

District	Court Location	Vehicular Assault	Vehicular Homicide	Carrying Concealed Weapon	Total
1	Gilpin	0	0	0	123
	Jefferson	13	5	29	4,509
	<i>Total</i>	13	5	29	4,632
2	Denver	12	3	89	6,036
3	Huerfano	0	0	0	146
	Las Animas	1	0	4	275
	<i>Total</i>	1	0	4	421
4	El Paso	40	7	93	6,363
	Teller	1	0	1	227
	<i>Total</i>	41	7	94	6,590
5	Clear Creek	0	0	1	156
	Eagle	2	0	4	389
	Lake	1	0	0	91
	Summit	3	0	0	343
	<i>Total</i>	6	0	5	979
6	Archuleta	1	0	7	146
	La Plata	6	0	0	659
	San Juan	0	0	0	3
	<i>Total</i>	7	0	7	808
7	Delta	2	2	2	293
	Gunnison	0	0	3	144
	Hinsdale	0	0	0	14
	Montrose-Nucla	0	1	1	20
	Montrose	2	2	5	368
	Ouray	0	0	0	25
	San Miguel	1	1	1	105
	<i>Total</i>	5	6	12	969
8	Jackson	0	0	0	8
	Larimer	4	1	19	2,189
	<i>Total</i>	4	1	19	2,197
9	Garfield	3	1	6	726
	Pitkin	1	1	0	109
	Rio Blanco-Meeker	2	1	1	97
	<i>Total</i>	6	3	7	932
10	Pueblo	21	0	21	2,277
11	Chaffee	4	0	2	162
	Custer	0	0	0	28
	Fremont	0	0	0	575
	Park	2	1	0	133
	<i>Total</i>	6	1	2	898

Table 18: District Court Criminal Filings by Type, FY 2006

District	Court Location	Cruelty to		Assault	Bribery-	Burglary	Bail	Child
		Animals	Arson		Tampering		Violation	Abuse
12	Alamosa	0	0	11	0	16	0	0
	Conejos	0	2	3	0	7	0	2
	Costilla	0	0	4	0	5	0	0
	Mineral	0	0	1	0	1	0	0
	Rio Grande	0	0	11	0	14	0	0
	Saguache	0	0	1	0	11	1	0
	Total		0	2	31	0	54	1
13	Kit Carson	0	0	6	0	14	1	1
	Logan	1	0	19	2	13	5	0
	Morgan	0	4	15	1	30	2	3
	Phillips	0	0	1	0	0	1	1
	Sedgwick	0	0	1	0	1	0	0
	Washington	0	0	7	1	5	6	4
	Yuma	0	1	6	0	5	2	1
	Total		1	5	55	4	68	17
14	Grand	0	2	10	1	15	16	2
	Moffat	0	1	13	0	11	14	1
	Routt	0	0	20	1	14	37	0
	Total		0	3	43	2	40	67
15	Baca	0	0	3	0	1	0	0
	Cheyenne	0	0	0	0	7	0	0
	Kiowa	2	0	0	0	2	0	0
	Prowers	0	0	7	0	21	0	1
	Total		2	0	10	0	31	0
16	Bent	0	0	6	0	3	2	3
	Crowley	0	3	2	0	1	1	0
	Otero	0	1	22	0	18	2	0
	Total		0	4	30	0	22	5
17	Adams	0	14	241	0	251	1	19
	Broomfield	0	0	9	0	22	0	1
	Total		0	14	250	0	273	1
18	Arapahoe	1	12	206	1	261	33	23
	Douglas	0	4	52	1	92	8	2
	Elbert	2	0	2	0	10	0	1
	Lincoln	0	0	3	0	2	0	0
	Total		3	16	263	2	365	41
19	Weld	1	6	130	1	190	1	5
20	Boulder	0	5	195	1	164	7	3
21	Mesa	0	2	110	0	167	8	2
22	Dolores	0	0	0	0	1	0	0
	Montezuma	1	0	27	0	27	1	2
	Total		1	0	27	0	28	1
State Total		20	108	2,948	75	3,272	338	151
Percent of State Total		0.04%	0.23%	6.34%	0.16%	7.04%	0.73%	0.32%

Table 18: District Court Criminal Filings by Type, FY 2006

District	Court Location	Criminal						Fugitive from	
		Mischief	Drugs	Escape	Fraud	Forgery	Justice	Gambling	
12	Alamosa	13	31	24	33	6	4	0	
	Conejos	6	11	0	4	0	4	0	
	Costilla	0	7	1	1	1	0	0	
	Mineral	0	2	0	1	0	1	0	
	Rio Grande	1	41	1	12	6	5	0	
	Saguache	4	10	1	3	3	2	0	
	Total		24	102	27	54	16	16	0
13	Kit Carson	1	4	0	2	7	13	0	
	Logan	8	71	6	2	6	10	0	
	Morgan	6	158	0	10	25	15	0	
	Phillips	0	8	0	1	0	1	0	
	Sedgwick	1	3	0	1	0	3	0	
	Washington	3	9	4	6	0	5	0	
	Yuma	4	19	0	4	2	7	0	
	Total		23	272	10	26	40	54	0
14	Grand	5	17	1	0	4	8	0	
	Moffat	9	96	10	10	12	16	0	
	Routt	7	61	0	10	10	11	0	
	Total		21	174	11	20	26	35	0
15	Baca	0	9	1	3	0	3	0	
	Cheyenne	2	0	0	1	0	0	0	
	Kiowa	0	2	0	1	0	0	0	
	Prowers	3	12	1	3	8	9	0	
	Total		5	23	2	8	8	12	0
16	Bent	1	17	0	2	2	5	0	
	Crowley	3	16	0	0	3	1	0	
	Otero	7	26	1	5	15	12	0	
	Total		11	59	1	7	20	18	0
17	Adams	109	1,190	188	13	253	101	0	
	Broomfield	14	64	1	3	23	4	0	
	Total		123	1,254	189	16	276	105	0
18	Arapahoe	82	888	167	20	260	176	0	
	Douglas	39	110	0	5	55	33	0	
	Elbert	5	17	1	2	0	4	0	
	Lincoln	3	13	0	2	2	10	0	
	Total		129	1,028	168	29	317	223	0
19	Weld	54	538	89	11	193	59	0	
20	Boulder	70	397	56	35	123	50	0	
21	Mesa	75	623	52	16	72	78	0	
22	Dolores	0	10	0	0	0	0	0	
	Montezuma	14	55	0	7	11	19	0	
	Total		14	65	0	7	11	19	0
State Total		1,309	11,433	1,701	686	2,477	1,486	5	
Percent of State Total		2.81%	24.59%	3.66%	1.48%	5.33%	3.20%	0.01%	

Table 18: District Court Criminal Filings by Type, FY 2006

District	Court Location	Habitual	Habitual	Incest	Impersonation	Kidnapping	Menacing	
		Criminal	Homicide					Traffic
12	Alamosa	1	1	10	0	14	1	21
	Conejos	0	1	7	0	1	0	9
	Costilla	0	1	8	0	1	0	8
	Mineral	0	0	1	0	0	0	0
	Rio Grande	0	0	10	0	10	0	11
	Saguache	0	0	1	0	1	0	0
	Total	1	3	37	0	27	1	49
13	Kit Carson	0	0	1	0	1	0	2
	Logan	0	2	2	0	4	0	15
	Morgan	0	1	4	0	25	4	15
	Phillips	0	0	0	0	1	1	0
	Sedgwick	0	0	0	0	0	0	0
	Washington	0	0	2	0	0	1	4
	Yuma	0	0	0	0	3	1	3
	Total	0	3	9	0	34	7	39
14	Grand	1	1	1	0	3	1	10
	Moffat	0	2	0	1	1	3	8
	Routt	0	1	2	0	2	0	9
	Total	1	4	3	1	6	4	27
15	Baca	0	1	2	0	1	0	1
	Cheyenne	0	0	0	0	0	0	0
	Kiowa	0	0	0	0	0	0	0
	Prowers	0	0	6	0	6	0	3
	Total	0	1	8	0	7	0	4
16	Bent	0	0	1	0	3	0	7
	Crowley	0	0	1	0	0	0	1
	Otero	0	1	6	0	8	1	16
	Total	0	1	8	0	11	1	24
17	Adams	0	55	121	1	82	50	181
	Broomfield	0	2	8	1	13	3	19
	Total	0	57	129	2	95	53	200
18	Arapahoe	0	57	78	2	68	54	149
	Douglas	1	2	5	0	29	9	35
	Elbert	0	0	0	0	0	0	2
	Lincoln	0	5	2	0	4	3	2
	Total	1	64	85	2	101	66	188
19	Weld	0	21	97	0	139	23	107
20	Boulder	0	7	64	0	180	16	109
21	Mesa	0	8	41	1	114	23	71
22	Dolores	0	0	0	0	0	0	2
	Montezuma	0	4	14	1	10	1	14
	Total	0	4	14	1	10	1	16
State Total		10	461	935	15	1,433	390	1,886
Percent of State Total		0.02%	0.99%	2.01%	0.03%	3.08%	0.84%	4.06%

Table 18: District Court Criminal Filings by Type, FY 2006

District	Court Location	Criminal Non-Support	Obstruction of Public Justice	Other	Public Indecency	Perjury	Pornography	Abuse of Public Office
12	Alamosa	0	0	33	0	0	0	0
	Conejos	0	0	7	0	0	0	0
	Costilla	0	0	5	0	0	0	0
	Mineral	0	0	1	0	0	0	0
	Rio Grande	0	0	19	0	0	0	0
	Saguache	0	0	6	0	0	0	0
	<i>Total</i>		0	0	71	0	0	0
13	Kit Carson	0	0	24	0	0	0	0
	Logan	0	0	19	0	0	0	0
	Morgan	0	0	37	0	0	0	0
	Phillips	0	0	4	0	0	0	0
	Sedgwick	0	0	3	0	0	0	0
	Washington	0	0	18	0	0	0	0
	Yuma	0	0	6	0	0	0	0
	<i>Total</i>		0	0	111	0	0	0
14	Grand	0	1	4	0	1	0	0
	Moffat	1	1	3	0	0	0	0
	Routt	0	0	29	0	0	0	0
	<i>Total</i>	1	2	36	0	1	0	0
15	Baca	0	0	1	0	0	0	0
	Cheyenne	0	0	3	0	0	0	0
	Kiowa	0	0	0	0	0	0	0
	Prowers	0	0	20	0	0	0	0
	<i>Total</i>	0	0	24	0	0	0	0
16	Bent	0	0	15	0	0	0	0
	Crowley	0	0	5	0	0	0	0
	Otero	0	0	14	0	0	0	0
	<i>Total</i>	0	0	34	0	0	0	0
17	Adams	0	0	272	0	0	0	0
	Broomfield	0	0	25	0	0	0	0
	<i>Total</i>	0	0	297	0	0	0	0
18	Arapahoe	0	0	252	0	0	0	0
	Douglas	0	0	88	0	1	0	0
	Elbert	0	0	8	0	0	0	0
	Lincoln	0	0	8	0	0	0	1
	<i>Total</i>	0	0	356	0	1	0	1
19	Weld	0	0	280	0	0	0	0
20	Boulder	0	1	13	0	0	0	0
21	Mesa	0	0	181	0	0	0	0
22	Dolores	0	0	0	0	0	0	0
	Montezuma	0	0	11	0	0	0	0
	<i>Total</i>	0	0	11	0	0	0	0
<i>State Total</i>		1	88	2,618	2	6	0	3
<i>Percent of State Total</i>		0.00%	0.19%	5.63%	0.00%	0.01%	0.00%	0.01%

Table 18: District Court Criminal Filings by Type, FY 2006

District	Court Location	Public Peace and Order	Sex					Trespass
			Prostitution	Robbery	Offenses	Theft	Tampering	
12	Alamosa	0	0	4	6	33	0	12
	Conejos	0	0	0	0	7	1	4
	Costilla	0	0	0	1	2	0	1
	Mineral	0	0	0	1	2	0	0
	Rio Grande	1	0	0	12	20	0	3
	Saguache	0	0	0	2	5	0	2
	Total	1	0	4	22	69	1	22
13	Kit Carson	0	0	0	5	7	0	3
	Logan	0	0	7	9	44	3	13
	Morgan	0	0	1	14	32	1	4
	Phillips	0	0	0	2	5	0	1
	Sedgwick	0	0	0	3	5	0	0
	Washington	0	0	0	3	2	0	4
	Yuma	0	0	2	2	7	0	2
	Total	0	0	10	38	102	4	27
14	Grand	2	0	1	8	43	0	8
	Moffat	5	0	3	8	21	0	5
	Routt	0	0	4	5	28	0	12
	Total	7	0	8	21	92	0	25
15	Baca	0	0	0	0	3	0	2
	Cheyenne	0	0	0	1	1	0	0
	Kiowa	0	0	0	0	2	0	0
	Prowers	0	0	1	9	14	0	2
	Total	0	0	1	10	20	0	4
16	Bent	0	0	0	3	5	0	2
	Crowley	0	0	0	1	3	0	1
	Otero	1	0	3	13	22	0	11
	Total	1	0	3	17	30	0	14
17	Adams	0	0	72	132	658	1	143
	Broomfield	0	0	5	9	118	0	11
	Total	0	0	77	141	776	1	154
18	Arapahoe	1	1	112	203	628	3	113
	Douglas	0	0	11	45	266	1	43
	Elbert	0	0	0	4	17	1	1
	Lincoln	0	0	0	6	9	1	2
	Total	1	1	123	258	920	6	159
19	Weld	0	0	29	77	384	0	115
20	Boulder	170	0	19	96	335	2	182
21	Mesa	0	0	26	36	334	10	92
22	Dolores	0	0	0	0	4	0	2
	Montezuma	12	0	2	4	35	0	12
	Total	12	0	2	4	39	0	14
State Total		397	5	767	1,787	7,323	49	1,653
Percent of State Total		0.85%	0.01%	1.65%	3.84%	15.75%	0.11%	3.55%

Table 18: District Court Criminal Filings by Type, FY 2006

District	Court Location	Vehicular Assault	Vehicular Homicide	Carrying Concealed Weapon	Total
12	Alamosa	3	0	0	277
	Conejos	1	0	0	77
	Costilla	1	0	0	47
	Mineral	1	0	0	12
	Rio Grande	2	0	0	179
	Saguache	0	0	0	53
	Total	8	0	0	645
13	Kit Carson	0	0	0	92
	Logan	1	0	2	264
	Morgan	1	1	2	411
	Phillips	0	0	0	27
	Sedgwick	0	1	0	22
	Washington	1	0	0	85
	Yuma	2	0	0	79
	Total	5	2	4	980
14	Grand	1	0	1	168
	Moffat	2	0	1	258
	Routt	3	0	5	271
	Total	6	0	7	697
15	Baca	0	0	0	31
	Cheyenne	0	0	0	15
	Kiowa	0	0	0	9
	Prowers	0	1	2	129
	Total	0	1	2	184
16	Bent	0	0	0	77
	Crowley	0	0	0	42
	Otero	1	0	1	207
	Total	1	0	1	326
17	Adams	13	1	25	4,187
	Broomfield	0	0	2	357
	Total	13	1	27	4,544
18	Arapahoe	18	6	27	3,902
	Douglas	5	2	2	946
	Elbert	0	0	0	77
	Lincoln	1	0	3	82
	Total	24	8	32	5,007
19	Weld	11	4	3	2,568
20	Boulder	7	3	2	2,312
21	Mesa	4	4	43	2,193
22	Dolores	0	0	0	19
	Montezuma	1	0	2	287
	Total	1	0	2	306
State Total		202	49	412	46,501
Percent of State Total		0.43%	0.11%	0.89%	100.00%

Table 19: District Court Juvenile Filings by Type, FY 2006

District	Court Location	Abandonment	Administrative Paternity Order	Administrative Support Order	Abuse or Mistreatment	Consent for Marriage	Dependency & Neglect	Expedited Placement
1	Gilpin	0	1	4	0	0	2	1
	Jefferson	0	95	305	0	0	240	296
	<i>Total</i>	<i>0</i>	<i>96</i>	<i>309</i>	<i>0</i>	<i>0</i>	<i>242</i>	<i>297</i>
2	Denver Juvenile	0	322	662	0	3	123	280
3	Huerfano	0	6	28	0	1	3	2
	Las Animas	0	6	42	0	0	9	12
	<i>Total</i>	<i>0</i>	<i>12</i>	<i>70</i>	<i>0</i>	<i>1</i>	<i>12</i>	<i>14</i>
4	El Paso	0	95	159	0	1	256	344
	Teller	0	6	23	0	0	22	7
	<i>Total</i>	<i>0</i>	<i>101</i>	<i>182</i>	<i>0</i>	<i>1</i>	<i>278</i>	<i>351</i>
5	Clear Creek	0	1	3	0	0	7	0
	Eagle	0	0	36	0	0	4	0
	Lake	0	0	10	0	0	10	0
	Summit	0	1	5	0	0	0	1
	<i>Total</i>	<i>0</i>	<i>2</i>	<i>54</i>	<i>0</i>	<i>0</i>	<i>21</i>	<i>1</i>
6	Archuleta	0	8	23	0	0	1	2
	La Plata	0	17	2	0	0	16	9
	San Juan	0	0	0	0	0	0	0
	<i>Total</i>	<i>0</i>	<i>25</i>	<i>25</i>	<i>0</i>	<i>0</i>	<i>17</i>	<i>11</i>
7	Delta	0	19	21	0	0	21	14
	Gunnison	0	1	2	0	0	16	6
	Hinsdale	0	0	0	0	0	1	0
	Montrose-Nucla	0	0	0	0	0	0	0
	Montrose	0	30	55	0	0	25	8
	Ouray	0	0	0	0	0	1	0
	San Miguel	0	0	0	0	0	4	1
	<i>Total</i>	<i>0</i>	<i>50</i>	<i>78</i>	<i>0</i>	<i>0</i>	<i>68</i>	<i>29</i>
	8	Jackson	0	0	0	0	0	1
Larimer		0	200	265	0	1	101	138
<i>Total</i>		<i>0</i>	<i>200</i>	<i>265</i>	<i>0</i>	<i>1</i>	<i>102</i>	<i>138</i>
9	Garfield	0	21	32	0	0	25	7
	Pitkin	0	0	1	0	0	0	0
	Rio Blanco-Meeker	0	0	0	0	0	7	0
	<i>Total</i>	<i>0</i>	<i>21</i>	<i>33</i>	<i>0</i>	<i>0</i>	<i>32</i>	<i>7</i>
10	Pueblo	0	92	202	0	1	129	201
11	Chaffee	0	1	26	0	0	6	2
	Custer	0	0	2	0	0	0	0
	Fremont	0	39	162	0	0	41	23
	Park	0	5	6	0	0	2	3
	<i>Total</i>	<i>0</i>	<i>45</i>	<i>196</i>	<i>0</i>	<i>0</i>	<i>49</i>	<i>28</i>

*A detailed listing of Juvenile Delinquency filings by case type are found in Table 20 of this report.

Table 19: District Court Juvenile Filings by Type, FY 2006

District	Court Location	Juvenile Expungement	Grandparent Visitation	Lack of Proper Care	Child in Need of Oversight	Child in Need of Supervision	Juvenile Other	Petition for Review of Need for Placement	Paternity
1	Gilpin	0	0	0	0	0	0	0	1
	Jefferson	0	5	0	0	0	2	0	136
	Total	0	5	0	0	0	2	0	137
2	Denver Juvenile	0	1	0	0	0	77	4	278
3	Huerfano	0	0	0	0	1	0	1	6
	Las Animas	0	0	0	0	0	0	0	0
	Total	0	0	0	0	1	0	1	6
4	El Paso	46	2	0	0	0	3	0	302
	Teller	0	0	0	0	0	0	0	4
	Total	46	2	0	0	0	3	0	306
5	Clear Creek	2	0	0	0	0	0	0	2
	Eagle	0	1	0	0	0	0	0	4
	Lake	0	0	0	0	0	1	0	0
	Summit	0	0	0	0	0	4	1	3
	Total	2	1	0	0	0	5	1	9
6	Archuleta	0	0	0	0	0	0	2	1
	La Plata	0	0	0	0	1	2	3	2
	San Juan	0	0	0	0	0	0	0	0
	Total	0	0	0	0	1	2	5	3
7	Delta	0	0	0	0	0	0	4	4
	Gunnison	0	0	0	0	0	0	0	2
	Hinsdale	0	0	0	0	0	0	0	0
	Montrose-Nucla	0	0	0	0	0	0	0	0
	Montrose	0	0	0	0	0	0	0	0
	Ouray	0	0	0	0	0	0	0	0
	San Miguel	0	0	0	0	0	0	0	0
	Total	0	0	0	0	0	0	4	6
8	Jackson	0	0	0	0	0	0	0	0
	Larimer	0	2	0	0	0	4	0	40
	Total	0	2	0	0	0	4	0	40
9	Garfield	0	0	0	0	0	5	0	7
	Pitkin	0	0	0	0	0	0	0	2
	Rio Blanco-Meeker	0	0	1	0	1	0	1	1
	Total	0	0	1	0	1	5	1	10
10	Pueblo	4	7	0	0	0	5	7	69
11	Chaffee	0	0	0	0	0	2	0	3
	Custer	0	0	0	0	0	0	0	0
	Fremont	11	1	0	0	0	0	0	6
	Park	0	0	0	0	0	0	0	2
	Total	11	1	0	0	0	2	0	11

*A detailed listing of Juvenile Delinquency filings by case type are found in Table 20 of this report.

Table 19: District Court Juvenile Filings by Type, FY 2006

District	Court Location	Support	Truancy	Adoption	Confidential Intermediary	Juvenile Relinquishment	Juvenile Delinquency	
							Total*	Total
1	Gilpin	1	0	6	0	1	10	27
	Jefferson	232	320	198	10	52	1,664	3,555
	Total	233	320	204	10	53	1,674	3,582
2	Denver Juvenile	240	555	259	66	10	1,799	4,679
3	Huerfano	4	0	11	2	1	43	109
	Las Animas	3	2	4	1	2	141	222
	Total	7	2	15	3	3	184	331
4	El Paso	228	282	394	6	32	1,806	3,956
	Teller	1	2	8	0	0	77	150
	Total	229	284	402	6	32	1,883	4,106
5	Clear Creek	1	0	13	0	31	29	89
	Eagle	2	0	11	0	3	90	151
	Lake	3	2	3	0	0	39	68
	Summit	0	0	2	0	1	58	76
	Total	6	2	29	0	35	216	384
6	Archuleta	0	0	2	0	1	21	61
	La Plata	0	0	17	0	3	100	172
	San Juan	0	0	0	0	0	4	4
	Total	0	0	19	0	4	125	237
7	Delta	0	0	10	2	3	72	170
	Gunnison	0	0	3	1	1	39	71
	Hinsdale	0	0	0	0	0	0	1
	Montrose-Nucla	0	0	0	0	0	0	0
	Montrose	0	25	24	2	6	92	267
	Ouray	0	0	2	0	0	3	6
	San Miguel	0	0	1	0	0	6	12
	Total	0	25	40	5	10	212	527
8	Jackson	0	0	0	0	0	0	1
	Larimer	1	15	209	4	38	1,075	2,093
	Total	1	15	209	4	38	1,075	2,094
9	Garfield	6	4	26	0	0	190	323
	Pitkin	0	0	4	0	0	21	28
	Rio Blanco-Meeker	0	0	6	1	0	8	26
	Total	6	4	36	1	0	219	377
10	Pueblo	34	273	97	6	8	441	1,576
11	Chaffee	0	1	8	0	3	47	99
	Custer	0	0	4	0	0	10	16
	Fremont	5	38	40	1	3	342	712
	Park	0	0	4	0	0	46	68
	Total	5	39	56	1	6	445	895

*A detailed listing of Juvenile Delinquency filings by case type are found in Table 20 of this report.

Table 19: District Court Juvenile Filings by Type, FY 2006

District	Court Location	Abandonment	Administrative Paternity Order	Administrative Support Order	Abuse or Mistreatment	Consent for Marriage	Dependency & Neglect	Expedited Placement
12	Alamosa	0	31	40	0	0	23	18
	Conejos	0	8	19	0	0	6	0
	Costilla	0	3	5	0	0	4	0
	Mineral	0	0	2	0	0	1	0
	Rio Grande	0	6	56	0	0	6	3
	Saguache	0	2	5	0	0	6	1
	Total		0	50	127	0	0	46
13	Kit Carson	0	5	8	0	0	4	5
	Logan	0	6	40	0	0	19	22
	Morgan	0	26	81	1	0	40	35
	Phillips	0	0	8	0	0	7	1
	Sedgwick	0	2	4	0	0	2	1
	Washington	0	0	3	0	0	7	3
	Yuma	1	3	9	0	0	9	7
Total		1	42	153	1	0	88	74
14	Grand	0	0	0	0	0	11	0
	Moffat	0	1	0	0	1	6	6
	Routt	0	0	0	0	0	6	0
	Total	0	1	0	0	1	23	6
15	Baca	0	0	1	0	0	0	0
	Cheyenne	0	0	0	0	0	1	1
	Kiowa	0	0	1	0	0	0	0
	Prowers	0	5	40	0	0	8	8
	Total	0	5	42	0	0	9	9
16	Bent	0	10	12	0	0	5	0
	Crowley	0	3	14	0	0	8	0
	Otero	0	11	44	1	0	16	15
	Total	0	24	70	1	0	29	15
17	Adams	0	9	541	0	1	69	321
	Broomfield	0	0	38	0	0	19	10
	Total	0	9	579	0	1	88	331
18	Arapahoe	0	298	673	0	0	209	181
	Douglas	0	8	45	0	0	8	13
	Elbert	0	3	13	0	0	17	2
	Lincoln	0	1	13	0	0	7	6
	Total	0	310	744	0	0	241	202
19	Weld	0	49	196	0	0	54	125
20	Boulder	0	67	270	0	0	76	96
21	Mesa	0	24	317	0	0	104	54
22	Dolores	0	0	0	0	0	5	1
	Montezuma	0	0	0	0	0	8	0
	Total	0	0	0	0	0	13	1
State Total		1	1,547	4,574	2	9	1,844	2,292
Percent of State Total		0.00%	4.59%	13.57%	0.01%	0.03%	5.47%	6.80%

*A detailed listing of Juvenile Delinquency filings by case type are found in Table 20 of this report.

Table 19: District Court Juvenile Filings by Type, FY 2006

District	Court Location	Juvenile Expungement	Grandparent Visitation	Lack of Proper Care	Child in Need of Oversight	Child in Need of Supervision	Juvenile Other	Petition for Review of Need for Placement	Paternity
12	Alamosa	0	0	0	0	0	0	0	5
	Conejos	0	0	0	0	0	0	0	1
	Costilla	0	0	0	0	0	0	0	0
	Mineral	0	0	0	0	0	0	0	0
	Rio Grande	0	0	0	0	0	1	0	2
	Saguache	0	0	0	0	0	2	0	0
	Total	0	0	0	0	0	3	0	8
13	Kit Carson	0	1	0	0	0	3	0	1
	Logan	0	0	0	0	0	5	0	6
	Morgan	0	0	0	0	0	1	4	1
	Phillips	0	0	0	0	0	0	0	0
	Sedgwick	0	0	0	0	0	0	0	0
	Washington	0	0	0	0	0	4	0	2
	Yuma	0	0	0	0	0	0	0	0
	Total	0	1	0	0	0	13	4	10
14	Grand	0	0	0	0	0	1	0	2
	Moffat	0	0	0	0	0	1	0	10
	Routt	0	0	0	0	0	0	0	3
	Total	0	0	0	0	0	2	0	15
15	Baca	0	0	0	0	0	0	0	1
	Cheyenne	0	0	0	0	0	0	0	0
	Kiowa	0	0	0	0	0	0	0	0
	Prowers	0	0	0	0	1	3	1	13
	Total	0	0	0	0	1	3	1	14
16	Bent	0	0	0	0	0	1	0	0
	Crowley	0	0	0	0	0	0	1	1
	Otero	0	0	1	0	1	2	0	3
	Total	0	0	1	0	1	3	1	4
17	Adams	6	4	0	0	0	21	0	272
	Broomfield	2	0	0	0	0	0	0	10
	Total	8	4	0	0	0	21	0	282
18	Arapahoe	25	9	0	0	0	8	0	39
	Douglas	89	2	1	1	0	2	1	17
	Elbert	0	1	0	0	0	0	0	1
	Lincoln	0	0	0	1	0	0	2	1
	Total	114	12	1	2	0	10	3	58
19	Weld	0	0	0	0	0	19	8	71
20	Boulder	0	0	0	0	0	65	2	14
21	Mesa	0	0	0	0	0	1	1	26
22	Dolores	0	0	0	0	0	0	1	0
	Montezuma	0	1	0	0	0	0	3	1
	Total	0	1	0	0	0	0	4	1
State Total		185	37	3	2	5	245	47	1,378
Percent of State Total		0.55%	0.11%	0.01%	0.01%	0.01%	0.73%	0.14%	4.09%

*A detailed listing of Juvenile Delinquency filings by case type are found in Table 20 of this report.

Table 19: District Court Juvenile Filings by Type, FY 2006

District	Court Location	Support	Truancy	Adoption	Confidential Intermediary	Juvenile Relinquishment	Juvenile Delinquency	
							Total*	Total
12	Alamosa	0	53	4	0	13	69	256
	Conejos	1	0	2	0	0	22	59
	Costilla	0	1	1	0	0	10	24
	Mineral	0	0	0	0	0	3	6
	Rio Grande	2	3	4	1	4	96	184
	Saguache	0	0	2	0	0	18	36
	Total		3	57	13	1	17	218
13	Kit Carson	0	0	2	0	0	14	43
	Logan	6	14	9	0	2	64	193
	Morgan	0	7	9	0	2	57	264
	Phillips	2	0	3	0	0	5	26
	Sedgwick	0	0	0	0	1	0	10
	Washington	1	0	1	3	0	9	33
	Yuma	1	0	8	0	0	7	45
Total		10	21	32	3	5	156	614
14	Grand	0	0	2	3	0	34	53
	Moffat	0	0	21	0	9	66	121
	Routt	0	0	7	1	1	51	69
	Total	0	0	30	4	10	151	243
15	Baca	6	0	1	0	0	5	14
	Cheyenne	1	0	4	0	0	2	9
	Kiowa	0	0	0	0	0	2	3
	Prowers	12	5	3	1	9	38	147
	Total	19	5	8	1	9	47	173
16	Bent	3	11	0	1	0	22	65
	Crowley	7	0	1	0	0	11	46
	Otero	10	10	15	2	4	100	235
	Total	20	21	16	3	4	133	346
17	Adams	15	233	254	8	16	1,003	2,773
	Broomfield	1	0	18	0	0	129	227
	Total	16	233	272	8	16	1,132	3,000
18	Arapahoe	5	152	270	9	31	1,474	3,383
	Douglas	2	26	125	0	85	757	1,182
	Elbert	2	0	5	0	3	36	83
	Lincoln	0	0	9	0	1	34	75
	Total	9	178	409	9	120	2,301	4,723
19	Weld	212	86	130	6	27	1,078	2,061
20	Boulder	0	87	149	9	59	906	1,800
21	Mesa	56	51	87	6	16	430	1,173
22	Dolores	0	0	1	0	0	0	8
	Montezuma	21	67	8	0	5	101	215
	Total	21	67	9	0	5	101	223
State Total		1,127	2,325	2,521	152	487	14,926	33,709
Percent of State Total		3.34%	6.90%	7.48%	0.45%	1.44%	44.28%	100.00%

*A detailed listing of Juvenile Delinquency filings by case type are found in Table 20 of this report.

Table 20: District Court Juvenile Delinquency Filings by Type, FY 2006

District	Court Location	Cruelty to Animals	Arson	Assault	Burglary	Child Abuse	Change of Venue After Adjudication	Change of Venue Converted Case
1	Gilpin	0	0	0	1	0	0	0
	Jefferson	0	31	174	161	7	117	0
	<i>Total</i>	0	31	174	162	7	117	0
2	Denver Juvenile	1	9	216	183	5	328	0
3	Huerfano	0	0	6	5	0	7	0
	Las Animas	0	4	11	21	0	2	0
	<i>Total</i>	0	4	17	26	0	9	0
4	El Paso	0	28	332	128	5	36	0
	Teller	0	0	8	10	0	6	0
	<i>Total</i>	0	28	340	138	5	42	0
5	Clear Creek	0	0	3	5	0	0	3
	Eagle	2	1	15	14	0	3	0
	Lake	0	0	10	8	0	2	0
	Summit	0	3	2	4	0	4	0
	<i>Total</i>	2	4	30	31	0	9	3
6	Archuleta	1	0	4	5	0	0	0
	La Plata	0	2	19	14	1	2	0
	San Juan	0	2	0	0	1	0	0
	<i>Total</i>	1	4	23	19	2	2	0
7	Delta	0	0	11	10	0	2	0
	Gunnison	0	2	3	1	0	1	0
	Hinsdale	0	0	0	0	0	0	0
	Montrose-Nucla	0	0	0	0	0	0	0
	Montrose	1	1	7	12	0	5	0
	Ouray	0	0	2	0	0	0	0
	San Miguel	0	0	1	0	0	0	0
	<i>Total</i>	1	3	24	23	0	8	0
	8	Jackson	0	0	0	0	0	0
Larimer		0	13	74	51	0	34	0
<i>Total</i>		0	13	74	51	0	34	0
9	Garfield	0	4	30	20	0	12	1
	Pitkin	0	0	1	1	0	1	0
	Rio Blanco-Meeker	0	0	1	0	0	3	0
	Garfield-Rifle	0	0	0	0	0	0	0
	<i>Total</i>	0	4	32	21	0	16	1
10	Pueblo	0	4	75	33	1	37	0
11	Chaffee	0	0	4	4	0	1	0
	Custer	0	0	1	4	0	0	0
	Fremont	0	0	50	8	0	6	0
	Park	0	0	1	0	0	5	0
	<i>Total</i>	0	0	56	16	0	12	0

Table 20: District Court Juvenile Delinquency Filings by Type, FY 2006

District	Court Location	Change of Venue Converted Case	Criminal Mischief	Curfew Violation Under Municipal	Delinquent Case Remanded from Criminal Court	Drugs	Escape	Fraud
1	Gilpin	0	0	0	0	0	0	0
	Jefferson	0	105	0	1	105	15	0
	<i>Total</i>	0	105	0	1	105	15	0
2	Denver Juvenile	0	120	0	1	171	13	1
3	Huerfano	0	1	0	0	3	0	0
	Las Animas	0	13	0	0	3	0	0
	<i>Total</i>	0	14	0	0	6	0	0
4	El Paso	0	165	1	0	71	9	3
	Teller	0	5	0	0	7	0	0
	<i>Total</i>	0	170	1	0	78	9	3
5	Clear Creek	0	1	0	1	2	0	0
	Eagle	0	6	0	0	7	0	0
	Lake	0	2	0	0	3	0	0
	Summit	0	8	0	0	2	0	0
	<i>Total</i>	0	17	0	1	14	0	0
6	Archuleta	0	0	0	0	1	0	0
	La Plata	0	9	0	0	4	0	0
	San Juan	0	0	0	0	0	0	0
	<i>Total</i>	0	9	0	0	5	0	0
7	Delta	0	11	0	0	8	0	0
	Gunnison	0	1	0	0	3	0	0
	Hinsdale	0	0	0	0	0	0	0
	Montrose-Nucla	0	0	0	0	0	0	0
	Montrose	0	11	0	0	9	1	0
	Ouray	0	0	0	0	0	0	0
	San Miguel	0	1	0	0	0	0	0
	<i>Total</i>	0	24	0	0	20	1	0
8	Jackson	0	0	0	0	0	0	0
	Larimer	0	85	0	0	148	1	0
	<i>Total</i>	0	85	0	0	148	1	0
9	Garfield	0	19	0	0	11	3	0
	Pitkin	0	4	0	0	1	0	0
	Rio Blanco-Meeker	0	0	0	0	1	0	0
	Garfield-Rifle	0	0	0	0	0	0	0
	<i>Total</i>	0	23	0	0	13	3	0
10	Pueblo	0	45	0	1	33	5	0
11	Chaffee	0	12	0	0	6	0	0
	Custer	0	0	0	0	0	0	0
	Fremont	0	11	0	0	24	1	0
	Park	0	10	0	0	5	0	0
	<i>Total</i>	0	33	0	0	35	1	0

Table 20: District Court Juvenile Delinquency Filings by Type, FY 2006

District	Court Location	Forgery	Homicide	Harassment	Incest	Impersonation	Kidnapping	Municipal Charge Other Than Curfew Violation
1	Gilpin	4	0	1	0	1	0	0
	Jefferson	15	3	64	6	6	0	0
	<i>Total</i>	19	3	65	6	7	0	0
2	Denver Juvenile	2	15	7	2	4	3	0
3	Huerfano	0	0	0	0	0	0	0
	Las Animas	0	0	0	0	0	0	0
	<i>Total</i>	0	0	0	0	0	0	0
4	El Paso	16	6	89	4	23	1	1
	Teller	0	0	4	1	0	0	0
	<i>Total</i>	16	6	93	5	23	1	1
5	Clear Creek	0	0	7	0	0	0	0
	Eagle	2	0	1	0	3	0	0
	Lake	0	0	1	0	0	0	0
	Summit	0	0	1	0	0	0	0
	<i>Total</i>	2	0	10	0	3	0	0
6	Archuleta	0	0	0	0	0	0	0
	La Plata	1	0	4	0	2	0	0
	San Juan	0	0	0	0	0	0	0
	<i>Total</i>	1	0	4	0	2	0	0
7	Delta	1	0	2	0	0	0	0
	Gunnison	0	0	0	0	0	0	0
	Hinsdale	0	0	0	0	0	0	0
	Montrose-Nucla	0	0	0	0	0	0	0
	Montrose	7	0	2	0	2	0	0
	Ouray	0	0	0	0	0	0	0
	San Miguel	0	0	0	0	0	0	0
	<i>Total</i>	8	0	4	0	2	0	0
8	Jackson	0	0	0	0	0	0	0
	Larimer	8	1	107	4	2	0	0
	<i>Total</i>	8	1	107	4	2	0	0
9	Garfield	4	1	9	0	3	0	0
	Pitkin	0	0	0	0	1	0	0
	Rio Blanco-Meeker	0	0	1	0	0	0	0
	Garfield-Rifle	0	0	0	0	0	0	0
	<i>Total</i>	4	1	10	0	4	0	0
10	Pueblo	1	2	15	0	3	2	0
11	Chaffee	1	0	2	0	0	0	0
	Custer	0	0	0	0	0	0	0
	Fremont	2	0	14	0	2	2	0
	Park	0	0	8	0	0	0	0
	<i>Total</i>	3	0	24	0	2	2	0

Table 20: District Court Juvenile Delinquency Filings by Type, FY 2006

District	Court Location	Menacing	Other	Possession of Alcohol by Minor	Perjury	Public Peace and Order	Prostitution	Robbery	Runaway
1	Gilpin	0	0	0	0	0	0	0	0
	Jefferson	45	189	2	0	0	0	21	1
	<i>Total</i>	45	189	2	0	0	0	21	1
2	Denver Juvenile	58	61	0	0	1	6	60	26
3	Huerfano	2	7	0	0	7	0	0	0
	Las Animas	7	16	0	0	39	0	1	0
	<i>Total</i>	9	23	0	0	46	0	1	0
4	El Paso	95	134	6	0	0	1	40	0
	Teller	11	9	0	0	2	0	0	0
	<i>Total</i>	106	143	6	0	2	1	40	0
5	Clear Creek	0	1	1	0	0	0	0	0
	Eagle	1	9	0	0	4	0	0	0
	Lake	4	2	0	0	0	0	0	0
	Summit	1	6	1	0	0	0	1	0
	<i>Total</i>	6	18	2	0	4	0	1	0
6	Archuleta	1	2	0	0	0	0	0	0
	La Plata	2	12	0	0	0	0	1	0
	San Juan	0	0	0	0	0	0	0	0
	<i>Total</i>	3	14	0	0	0	0	1	0
7	Delta	3	4	0	0	2	0	0	0
	Gunnison	2	0	5	0	1	0	0	0
	Hinsdale	0	0	0	0	0	0	0	0
	Montrose-Nucla	0	0	0	0	0	0	0	0
	Montrose	2	8	3	0	0	0	0	0
	Ouray	0	0	1	0	0	0	0	0
	San Miguel	1	0	0	0	0	0	0	0
	<i>Total</i>	8	12	9	0	3	0	0	0
	8	Jackson	0	0	0	0	0	0	0
Larimer		25	177	81	0	46	0	0	0
<i>Total</i>		25	177	81	0	46	0	0	0
9	Garfield	9	4	2	0	8	0	1	0
	Pitkin	2	1	0	0	0	0	0	0
	Rio Blanco-Meeker	0	1	0	0	0	0	0	0
	Garfield-Rifle	0	0	0	0	0	0	0	0
	<i>Total</i>	11	6	2	0	8	0	1	0
10	Pueblo	11	29	1	0	1	0	8	0
11	Chaffee	1	4	1	0	0	0	0	0
	Custer	0	0	1	0	0	0	0	0
	Fremont	7	25	120	0	1	0	0	0
	Park	1	1	2	0	0	0	0	0
	<i>Total</i>	9	30	124	0	1	0	0	0

Table 20: District Court Juvenile Delinquency Filings by Type, FY 2006

District	Court Location	Sex				Vehicular	Vehicular	Weapon	Total
		Offenses	Theft	Tampering	Trespass	Assault	Homicide		
1	Gilpin	0	2	0	1	0	0	0	10
	Jefferson	77	332	3	122	0	0	62	1,664
	Total	77	334	3	123	0	0	62	1,674
2	Denver Juvenile	92	261	0	71	0	1	81	1,799
3	Huerfano	0	3	0	0	0	0	2	43
	Las Animas	2	13	0	8	1	0	0	141
	Total	2	16	0	8	1	0	2	184
4	El Paso	63	354	2	109	1	1	82	1,806
	Teller	0	7	0	5	0	0	2	77
	Total	63	361	2	114	1	1	84	1,883
5	Clear Creek	2	2	0	1	0	0	0	29
	Eagle	6	10	1	4	1	0	0	90
	Lake	1	5	0	1	0	0	0	39
	Summit	0	21	0	4	0	0	0	58
	Total	9	38	1	10	1	0	0	216
6	Archuleta	5	2	0	0	0	0	0	21
	La Plata	3	14	0	8	0	0	2	100
	San Juan	1	0	0	0	0	0	0	4
	Total	9	16	0	8	0	0	2	125
7	Delta	7	4	0	4	0	0	3	72
	Gunnison	1	10	0	8	0	0	1	39
	Hinsdale	0	0	0	0	0	0	0	0
	Montrose-Nucla	0	0	0	0	0	0	0	0
	Montrose	2	9	1	5	0	0	4	92
	Ouray	0	0	0	0	0	0	0	3
	San Miguel	1	2	0	0	0	0	0	6
	Total	11	25	1	17	0	0	8	212
8	Jackson	0	0	0	0	0	0	0	0
	Larimer	31	124	3	32	0	0	28	1,075
	Total	31	124	3	32	0	0	28	1,075
9	Garfield	7	24	1	14	0	0	3	190
	Pitkin	1	7	0	1	0	0	0	21
	Rio Blanco-Meeker	0	1	0	0	0	0	0	8
	Garfield-Rifle	0	0	0	0	0	0	0	0
	Total	8	32	1	15	0	0	3	219
10	Pueblo	16	60	1	21	0	1	35	441
11	Chaffee	0	5	0	5	0	0	1	47
	Custer	0	3	0	1	0	0	0	10
	Fremont	8	41	3	11	0	0	6	342
	Park	2	8	0	1	0	0	2	46
	Total	10	57	3	18	0	0	9	445

Table 20: District Court Juvenile Delinquency Filings by Type, FY 2006

District	Court Location	Cruelty to Animals	Arson	Assault	Burglary	Child Abuse	Change of Venue After Adjudication	Change of Venue Converted Case
12	Alamosa	0	0	8	13	0	4	0
	Conejos	0	0	2	7	0	1	0
	Costilla	0	0	3	1	0	1	0
	Mineral	0	0	0	1	0	0	0
	Rio Grande	0	0	18	3	0	0	0
	Saguache	0	0	3	1	0	4	0
	<i>Total</i>		0	0	34	26	0	10
13	Kit Carson	0	0	1	0	1	2	0
	Logan	0	0	20	3	1	2	1
	Morgan	0	1	4	5	0	9	0
	Phillips	0	0	1	0	0	0	2
	Sedgwick	0	0	0	0	0	0	0
	Washington	0	0	0	0	0	1	0
	Yuma	0	0	0	3	0	0	0
<i>Total</i>		0	1	26	11	2	14	3
14	Grand	0	0	3	0	0	2	0
	Moffat	0	2	16	10	0	0	0
	Routt	0	0	14	6	0	4	0
	<i>Total</i>		0	2	33	16	0	6
15	Baca	0	0	0	2	0	1	0
	Cheyenne	0	0	0	1	0	1	0
	Kiowa	0	0	0	0	0	0	0
	Prowers	0	0	0	11	0	1	0
	<i>Total</i>		0	0	0	14	0	3
16	Bent	0	0	5	2	0	3	0
	Crowley	0	0	3	0	0	0	0
	Otero	0	1	26	7	0	3	0
	<i>Total</i>		0	1	34	9	0	6
17	Adams	0	8	99	127	2	232	0
	Broomfield	0	0	11	7	0	13	0
	<i>Total</i>		0	8	110	134	2	245
18	Arapahoe	1	17	180	138	1	198	0
	Douglas	0	15	106	66	0	33	0
	Elbert	0	1	3	2	0	13	0
	Lincoln	1	0	3	2	1	2	0
	<i>Total</i>		2	33	292	208	2	246
19	Weld	1	13	150	90	1	95	0
20	Boulder	0	12	111	44	6	0	0
21	Mesa	2	6	58	59	0	26	0
22	Dolores	0	0	0	0	0	0	0
	Montezuma	0	0	25	9	0	4	0
	<i>Total</i>		0	0	25	9	0	4
<i>State Total</i>		10	180	1,934	1,323	33	1,269	7
<i>Percent of State Total</i>		0.07%	1.21%	12.96%	8.86%	0.22%	8.50%	0.05%

Table 20: District Court Juvenile Delinquency Filings by Type, FY 2006

District	Court Location	Change of Venue Converted Case	Criminal Mischief	Curfew Violation Under Municipal	Delinquent Case Remanded from Criminal Court	Drugs	Escape	Fraud
12	Alamosa	0	6	0	0	3	1	0
	Conejos	0	3	0	0	1	0	0
	Costilla	0	0	0	0	0	0	0
	Mineral	0	0	0	0	0	0	0
	Rio Grande	0	8	0	0	4	0	0
	Saguache	0	2	0	0	0	0	0
	<i>Total</i>		0	19	0	0	8	1
13	Kit Carson	0	7	0	0	0	0	0
	Logan	0	4	0	0	3	0	0
	Morgan	0	2	0	0	4	0	0
	Phillips	0	0	0	0	0	0	0
	Sedgwick	0	0	0	0	0	0	0
	Washington	0	0	0	0	0	0	0
	Yuma	0	1	0	0	0	0	0
<i>Total</i>		0	14	0	0	7	0	0
14	Grand	0	2	0	0	0	0	0
	Moffat	0	4	0	0	4	0	0
	Routt	0	0	0	0	2	0	0
	<i>Total</i>		0	6	0	0	6	0
15	Baca	0	0	0	0	0	0	0
	Cheyenne	0	0	0	0	0	0	0
	Kiowa	0	0	0	0	1	0	0
	Prowers	0	6	0	0	2	0	0
	<i>Total</i>		0	6	0	0	3	0
16	Bent	0	3	0	0	0	0	0
	Crowley	0	3	0	0	0	0	0
	Otero	1	11	0	0	5	0	0
	<i>Total</i>		1	17	0	0	5	0
17	Adams	0	53	0	0	56	1	0
	Broomfield	0	9	0	0	12	0	1
	<i>Total</i>		0	62	0	0	68	1
18	Arapahoe	0	102	1	0	105	23	1
	Douglas	0	50	0	0	71	1	1
	Elbert	0	2	0	0	3	0	0
	Lincoln	0	7	0	0	1	0	0
	<i>Total</i>		0	161	1	0	180	24
19	Weld	0	120	0	0	67	0	1
20	Boulder	0	88	0	0	130	1	0
21	Mesa	0	50	0	0	26	2	0
22	Dolores	0	0	0	0	0	0	0
	Montezuma	0	11	0	0	11	0	0
	<i>Total</i>		0	11	0	0	11	0
<i>State Total</i>		1	1,199	2	4	1,139	77	8
<i>Percent of State Total</i>		0.01%	8.03%	0.01%	0.03%	7.63%	0.52%	0.05%

Table 20: District Court Juvenile Delinquency Filings by Type, FY 2006

District	Court Location	Forgery	Homicide	Harassment	Incest	Impersonation	Kidnapping	Municipal Charge Other Than Curfew Violation
12	Alamosa	0	0	2	0	1	0	0
	Conejos	0	0	1	0	0	0	0
	Costilla	0	0	0	0	0	0	0
	Mineral	0	0	0	0	0	0	0
	Rio Grande	1	0	4	0	1	0	0
	Saguache	1	0	0	0	0	0	0
	<i>Total</i>		2	0	7	0	2	0
13	Kit Carson	0	0	0	0	0	0	0
	Logan	0	0	6	0	0	0	0
	Morgan	4	0	1	0	0	1	0
	Phillips	0	0	1	0	0	0	0
	Sedgwick	0	0	0	0	0	0	0
	Washington	0	0	0	0	0	0	0
	Yuma	0	0	0	0	0	0	0
	<i>Total</i>		4	0	8	0	0	1
14	Grand	0	0	1	0	1	0	0
	Moffat	0	0	3	0	0	0	0
	Routt	0	0	2	0	0	0	0
	<i>Total</i>		0	0	6	0	1	0
15	Baca	0	0	0	0	0	0	0
	Cheyenne	0	0	0	0	0	0	0
	Kiowa	0	0	0	0	0	0	0
	Prowers	0	0	3	0	0	0	0
	<i>Total</i>		0	0	3	0	0	0
16	Bent	0	0	1	0	0	0	0
	Crowley	0	0	1	0	1	0	0
	Otero	2	0	6	0	0	0	0
	<i>Total</i>		2	0	8	0	1	0
17	Adams	6	3	21	0	6	2	0
	Broomfield	0	0	5	0	0	0	0
	<i>Total</i>		6	3	26	0	6	2
18	Arapahoe	13	2	34	1	4	2	0
	Douglas	7	0	44	4	5	0	0
	Elbert	0	0	1	0	0	0	0
	Lincoln	0	0	2	0	0	0	0
	<i>Total</i>		20	2	81	5	9	2
19	Weld	3	4	30	0	3	0	0
20	Boulder	6	2	10	2	17	3	0
21	Mesa	8	0	14	1	5	0	0
22	Dolores	0	0	0	0	0	0	0
	Montezuma	0	0	3	0	0	0	0
	<i>Total</i>		0	0	3	0	0	0
<i>State Total</i>		115	39	535	25	96	16	1
<i>Percent of State Total</i>		0.77%	0.26%	3.58%	0.17%	0.64%	0.11%	0.01%

Table 20: District Court Juvenile Delinquency Filings by Type, FY 2006

District	Court Location	Menacing	Other	Possession of Alcohol by Minor	Perjury	Public Peace and Order	Prostitution	Robbery	Runaway
12	Alamosa	7	5	7	0	0	0	0	0
	Conejos	1	0	0	0	0	0	0	0
	Costilla	0	1	0	0	0	0	0	0
	Mineral	0	0	0	0	0	0	0	0
	Rio Grande	3	9	14	0	11	0	0	0
	Saguache	0	3	0	0	0	0	0	0
	Total	11	18	21	0	11	0	0	0
13	Kit Carson	0	0	0	0	0	0	0	0
	Logan	1	6	0	0	0	0	3	0
	Morgan	10	12	0	0	0	0	1	0
	Phillips	0	1	0	0	0	0	0	0
	Sedgwick	0	0	0	0	0	0	0	0
	Washington	2	1	0	0	0	0	0	0
	Yuma	0	0	0	0	0	0	0	0
	Total	13	20	0	0	0	0	4	0
14	Grand	3	2	0	0	0	0	0	0
	Moffat	2	7	0	0	1	0	0	0
	Routt	0	3	0	0	0	0	0	0
	Total	5	12	0	0	1	0	0	0
15	Baca	0	0	0	0	0	0	0	0
	Cheyenne	0	0	0	0	0	0	0	0
	Kiowa	1	0	0	0	0	0	0	0
	Prowers	1	2	0	0	0	0	0	0
	Total	2	2	0	0	0	0	0	0
16	Bent	1	0	0	0	0	0	0	0
	Crowley	0	0	0	0	1	0	0	0
	Otero	6	7	0	0	5	0	3	0
	Total	7	7	0	0	6	0	3	0
17	Adams	45	57	0	0	2	0	18	0
	Broomfield	10	7	0	1	0	0	4	0
	Total	55	64	0	1	2	0	22	0
18	Arapahoe	43	76	2	0	35	0	64	0
	Douglas	21	39	6	0	44	0	2	0
	Elbert	0	7	0	0	0	0	0	0
	Lincoln	1	0	0	0	0	0	0	0
	Total	65	122	8	0	79	0	66	0
19	Weld	34	140	6	0	4	0	7	0
20	Boulder	26	56	4	0	101	0	6	0
21	Mesa	10	50	0	0	1	0	1	0
22	Dolores	0	0	0	0	0	0	0	0
	Montezuma	2	2	12	0	4	0	0	0
	Total	2	2	12	0	4	0	0	0
State Total		521	1,195	278	1	321	7	242	27
Percent of State Total		3.49%	8.01%	1.86%	0.01%	2.15%	0.05%	1.62%	0.18%

Table 20: District Court Juvenile Delinquency Filings by Type, FY 2006

District	Court Location	Sex				Vehicular			Total
		Offenses	Theft	Tampering	Trespass	Assault	Homicide	Weapon	
12	Alamosa	1	5	0	4	0	0	2	69
	Conejos	0	4	0	2	0	0	0	22
	Costilla	0	2	0	0	0	0	2	10
	Mineral	1	1	0	0	0	0	0	3
	Rio Grande	0	14	0	6	0	0	0	96
	Saguache	2	1	0	0	0	0	1	18
	Total	4	27	0	12	0	0	5	218
13	Kit Carson	0	2	0	1	0	0	0	14
	Logan	3	9	0	1	0	0	1	64
	Morgan	1	1	0	0	0	0	1	57
	Phillips	0	0	0	0	0	0	0	5
	Sedgwick	0	0	0	0	0	0	0	0
	Washington	3	2	0	0	0	0	0	9
	Yuma	1	1	0	0	1	0	0	7
Total	8	15	0	2	1	0	2	156	
14	Grand	1	12	0	6	0	0	1	34
	Moffat	4	10	0	3	0	0	0	66
	Routt	1	14	0	5	0	0	0	51
	Total	6	36	0	14	0	0	1	151
15	Baca	1	1	0	0	0	0	0	5
	Cheyenne	0	0	0	0	0	0	0	2
	Kiowa	0	0	0	0	0	0	0	2
	Prowers	1	10	0	1	0	0	0	38
	Total	2	11	0	1	0	0	0	47
16	Bent	1	5	0	0	1	0	0	22
	Crowley	2	0	0	0	0	0	0	11
	Otero	6	5	0	4	0	0	2	100
	Total	9	10	0	4	1	0	2	133
17	Adams	33	129	4	57	2	0	40	1,003
	Broomfield	8	29	1	7	0	0	4	129
	Total	41	158	5	64	2	0	44	1,132
18	Arapahoe	77	235	4	79	2	0	34	1,474
	Douglas	37	158	6	28	0	0	13	757
	Elbert	0	1	0	3	0	0	0	36
	Lincoln	1	8	0	4	0	0	1	34
	Total	115	402	10	114	2	0	48	2,301
19	Weld	29	194	0	55	2	0	29	1,078
20	Boulder	43	151	3	52	2	0	30	906
21	Mesa	12	59	1	31	1	0	7	430
22	Dolores	0	0	0	0	0	0	0	0
	Montezuma	2	9	0	2	0	0	5	101
	Total	2	9	0	2	0	0	5	101
State Total		599	2,396	34	788	14	3	487	14,926
Percent of State Total		4.01%	16.05%	0.23%	5.28%	0.09%	0.02%	3.26%	100.00%

Table 21: District Court Mental Health Filings by Type, FY 2006

District	Court Location	Alcohol/ Drugs	Developmentally Disabled	Evaluation	Long Term Certification	Long Term Change of Venue	Other	Short Term	72 Hour Hold	Total
1	Gilpin	0	0	0	0	0	0	0	1	1
	Jefferson	15	3	12	4	0	0	423	0	457
	Total	15	3	12	4	0	0	423	1	458
2	Denver Probate	42	1	16	0	5	0	1,019	0	1,083
3	Huerfano	0	0	0	0	0	0	1	0	1
	Las Animas	0	0	0	1	0	0	7	0	8
	Total	0	0	0	1	0	0	8	0	9
4	El Paso	5	1	5	0	0	6	400	0	417
	Teller	1	0	0	0	0	0	8	0	9
	Total	6	1	5	0	0	6	408	0	426
5	Clear Creek	0	0	0	0	0	0	1	0	1
	Eagle	0	0	0	0	0	0	3	0	3
	Lake	0	0	0	0	0	0	4	0	4
	Summit	0	0	0	0	0	0	1	8	9
	Total	0	0	0	0	0	0	9	8	17
6	Archuleta	0	0	1	0	0	0	1	5	7
	La Plata	1	0	0	0	0	0	14	41	56
	San Juan	0	0	0	0	0	0	1	1	2
	Total	1	0	1	0	0	0	16	47	65
7	Delta	0	0	0	0	1	1	5	0	7
	Gunnison	0	0	0	1	0	0	0	5	6
	Hinsdale	0	0	0	0	0	0	0	0	0
	Montrose	0	0	0	0	0	0	13	0	13
	Ouray	0	0	0	0	0	0	0	0	0
	San Miguel	0	0	0	0	0	0	0	0	0
	Total	0	0	0	1	1	1	18	5	26
8	Jackson	0	0	0	0	0	0	0	0	0
	Larimer	15	2	4	0	1	2	3	276	303
	Total	15	2	4	0	1	2	3	276	303
9	Garfield	2	2	0	0	0	0	11	0	15
	Pitkin	0	0	0	0	0	0	0	1	1
	Rio Blanco-Meeker	0	0	0	0	0	0	1	3	4
	Total	2	2	0	0	0	0	12	4	20
10	Pueblo	50	12	7	9	6	98	226	0	408
11	Chaffee	0	0	0	0	0	0	0	0	0
	Custer	0	0	0	0	0	0	0	0	0
	Fremont	4	0	0	0	1	0	32	0	37
	Park	0	0	0	0	0	0	6	1	7
	Total	4	0	0	0	1	0	38	1	44

Table 21: District Court Mental Health Filings by Type, FY 2006

District	Court Location	Alcohol/ Drugs	Developmentally Disabled	Evaluation	Long Term Certification	Long Term Change of Venue	Other	Short Term	72 Hour Hold	Total
12	Alamosa	3	0	4	0	0	0	4	0	11
	Conejos	0	0	0	0	0	1	0	0	1
	Costilla	0	0	0	0	0	0	3	0	3
	Rio Grande	0	0	0	0	0	0	1	2	3
	Total	3	0	4	0	0	1	8	2	18
13	Kit Carson	1	0	8	0	0	0	4	0	13
	Logan	7	1	36	0	0	0	11	1	56
	Morgan	2	0	3	0	0	0	14	25	44
	Phillips	1	0	3	0	0	0	1	7	12
	Sedgwick	0	0	0	0	0	0	0	2	2
	Washington	0	0	4	0	0	1	0	0	5
	Yuma	1	0	16	0	0	0	0	0	17
	Total	12	1	70	0	0	1	30	35	149
14	Grand	0	0	1	0	0	0	3	0	4
	Moffat	0	0	0	0	0	0	0	2	2
	Routt	0	0	0	0	0	0	0	1	1
	Total	0	0	1	0	0	0	3	3	7
15	Baca	0	0	0	0	0	0	1	0	1
	Cheyenne	1	0	0	0	0	0	1	5	7
	Prowers	0	0	0	0	0	3	1	5	9
	Total	1	0	0	0	0	3	3	10	17
16	Bent	1	1	0	0	0	0	5	0	7
	Crowley	0	0	0	0	0	0	0	0	0
	Otero	0	1	0	1	0	0	9	6	17
	Total	1	2	0	1	0	0	14	6	24
17	Adams	2	6	4	15	1	0	296	0	324
	Broomfield	0	1	0	0	0	0	22	0	23
	Total	2	7	4	15	1	0	318	0	347
18	Arapahoe	14	4	12	0	0	0	512	0	542
	Douglas	2	1	1	0	0	0	1	71	76
	Elbert	0	0	0	0	0	1	10	0	11
	Lincoln	0	0	0	0	0	0	4	1	5
	Total	16	5	13	0	0	1	527	72	634
19	Weld	16	2	1	1	1	0	65	0	86
20	Boulder	2	1	0	6	0	0	295	4	308
21	Mesa	12	8	4	0	0	0	164	1	189
22	Dolores	0	0	0	0	0	0	1	1	2
	Montezuma	0	0	0	0	0	0	0	13	13
	Total	0	0	0	0	0	0	1	14	15
State Total		200	47	142	38	16	113	3,608	489	4,653
Percent State Total		4.30%	1.01%	3.05%	0.82%	0.34%	2.43%	77.54%	10.51%	100.00%

Table 22: District Court Probate Filings by Type, FY 2006

District	Court Location	Special Administrator Formal	Special Administrator Informal	Ancillary Proceedings	Conservatorship/ Adult	Conservator/ Guardian
1	Gilpin	0	0	2	0	1
	Jefferson	1	1	5	24	21
	<i>Total</i>	<i>1</i>	<i>1</i>	<i>7</i>	<i>24</i>	<i>22</i>
2	Denver Probate	3	1	12	40	50
3	Huerfano	0	0	9	2	2
	Las Animas	0	0	5	1	1
	<i>Total</i>	<i>0</i>	<i>0</i>	<i>14</i>	<i>3</i>	<i>3</i>
4	El Paso	3	10	18	23	27
	Teller	0	0	10	1	2
	<i>Total</i>	<i>3</i>	<i>10</i>	<i>28</i>	<i>24</i>	<i>29</i>
5	Clear Creek	0	0	4	0	0
	Eagle	0	1	31	0	1
	Lake	0	0	4	0	1
	Summit	0	0	13	0	0
	<i>Total</i>	<i>0</i>	<i>1</i>	<i>52</i>	<i>0</i>	<i>2</i>
6	Archuleta	0	0	25	0	5
	La Plata	0	1	26	2	4
	San Juan	0	0	0	0	0
	<i>Total</i>	<i>0</i>	<i>1</i>	<i>51</i>	<i>2</i>	<i>9</i>
7	Delta	0	0	0	4	0
	Gunnison	0	0	8	2	0
	Hinsdale	0	0	0	0	0
	Montrose	0	0	0	3	6
	Ouray	0	0	0	0	0
	San Miguel	0	0	1	0	0
	<i>Total</i>	<i>0</i>	<i>0</i>	<i>9</i>	<i>9</i>	<i>6</i>
8	Jackson	0	0	0	0	0
	Larimer	0	0	18	7	13
	<i>Total</i>	<i>0</i>	<i>0</i>	<i>18</i>	<i>7</i>	<i>13</i>
9	Garfield	0	0	10	1	0
	Pitkin	0	0	6	1	0
	Rio Blanco-Meeker	0	0	2	1	0
	<i>Total</i>	<i>0</i>	<i>0</i>	<i>18</i>	<i>3</i>	<i>0</i>
10	Pueblo	1	1	30	7	25
11	Chaffee	0	2	2	0	1
	Custer	0	0	5	0	0
	Fremont	0	0	5	1	1
	Park	0	0	8	1	0
	<i>Total</i>	<i>0</i>	<i>2</i>	<i>20</i>	<i>2</i>	<i>2</i>

Table 22: District Court Probate Filings by Type, FY 2006

District	Court Location	Conservatorship/	Determination	Estate	Guardianship/	Guardianship/	Intestate	Intestate
		Minor	of Heirship		Adult	Minor	Formal	Informal
1	Gilpin	0	0	2	0	0	0	8
	Jefferson	16	18	2	77	62	1	191
	<i>Total</i>	16	18	4	77	62	1	199
2	Denver Probate	25	10	17	88	107	29	227
3	Huerfano	0	1	1	1	1	1	12
	Las Animas	1	7	0	3	0	0	8
	<i>Total</i>	1	8	1	4	1	1	20
4	El Paso	32	12	2	80	91	12	185
	Teller	3	1	1	6	6	0	11
	<i>Total</i>	35	13	3	86	97	12	196
5	Clear Creek	1	0	3	1	0	0	1
	Eagle	5	4	5	4	16	3	21
	Lake	0	0	1	0	1	2	1
	Summit	0	1	0	0	0	0	11
	<i>Total</i>	6	5	9	5	17	5	34
6	Archuleta	1	0	0	0	1	0	15
	La Plata	8	6	0	6	3	1	20
	San Juan	0	0	0	0	0	0	0
	<i>Total</i>	9	6	0	6	4	1	35
7	Delta	1	0	1	9	4	4	25
	Gunnison	1	3	2	2	2	0	5
	Hinsdale	0	1	7	0	0	0	0
	Montrose	3	1	0	7	3	1	20
	Ouray	0	1	0	0	0	0	2
	San Miguel	0	0	0	0	0	2	1
	<i>Total</i>	5	6	10	18	9	7	53
8	Jackson	1	0	0	0	1	0	0
	Larimer	19	10	5	19	17	1	66
	<i>Total</i>	20	10	5	19	18	1	66
9	Garfield	7	6	0	4	1	0	26
	Pitkin	2	0	0	0	0	1	8
	Rio Blanco-Meeker	0	1	0	0	1	1	9
	<i>Total</i>	9	7	0	4	2	2	43
10	Pueblo	17	4	0	26	27	11	110
11	Chaffee	1	0	0	4	1	2	8
	Custer	0	0	3	0	0	0	0
	Fremont	3	7	1	7	10	0	22
	Park	2	0	15	0	4	1	15
	<i>Total</i>	6	7	19	11	15	3	45

Table 22: District Court Probate Filings by Type, FY 2006

District	Court Location	Personal Injury Settlement -		Public Administrator Statement	Personal Injury Settlement	Small Estates	Single Transaction
		Insurance	Other				
1	Gilpin	0	0	0	0	0	0
	Jefferson	20	12	6	39	4	0
	<i>Total</i>	20	12	6	39	4	0
2	Denver Probate	44	27	54	33	0	2
3	Huerfano	0	0	0	1	0	0
	Las Animas	0	0	0	4	0	0
	<i>Total</i>	0	0	0	5	0	0
4	El Paso	31	1	0	23	5	3
	Teller	0	0	0	3	1	1
	<i>Total</i>	31	1	0	26	6	4
5	Clear Creek	0	0	0	0	0	0
	Eagle	3	1	0	3	1	0
	Lake	0	1	0	1	0	0
	Summit	3	1	0	1	0	0
	<i>Total</i>	6	3	0	5	1	0
6	Archuleta	0	0	0	0	0	0
	La Plata	0	1	0	0	0	1
	San Juan	0	0	0	0	0	0
	<i>Total</i>	0	1	0	0	0	1
7	Delta	0	1	0	1	0	0
	Gunnison	0	0	0	0	0	0
	Hinsdale	0	0	0	0	0	0
	Montrose	1	0	0	3	0	0
	Ouray	0	2	0	0	0	0
	San Miguel	0	0	0	0	0	0
	<i>Total</i>	1	3	0	4	0	0
8	Jackson	0	2	0	0	0	0
	Larimer	3	3	0	3	1	0
	<i>Total</i>	3	5	0	3	1	0
9	Garfield	3	1	0	1	1	0
	Pitkin	0	0	0	0	0	0
	Rio Blanco-Meeker	0	0	0	2	1	0
	<i>Total</i>	3	1	0	3	2	0
10	Pueblo	1	2	2	11	0	1
11	Chaffee	0	1	0	1	0	0
	Custer	0	0	0	0	2	0
	Fremont	4	2	0	2	1	1
	Park	0	0	0	1	1	0
	<i>Total</i>	4	3	0	4	4	1

Table 22: District Court Probate Filings by Type, FY 2006

District	Court Location	Testate Formal	Testate Informal	Trust	Uniform Veterans	Will Transfer	Total
					Guardianship Act		
1	Gilpin	0	1	0	0	0	14
	Jefferson	28	748	24	0	0	1,300
	Total	28	749	24	0	0	1,314
2	Denver Probate	56	916	69	1	11	1,822
3	Huerfano	2	13	1	0	0	47
	Las Animas	1	20	0	0	0	51
	Total	3	33	1	0	0	98
4	El Paso	29	633	14	1	1	1,236
	Teller	0	16	2	0	0	64
	Total	29	649	16	1	1	1,300
5	Clear Creek	1	5	2	0	0	18
	Eagle	0	34	0	0	0	133
	Lake	4	6	1	0	0	23
	Summit	0	5	0	0	0	35
	Total	5	50	3	0	0	209
6	Archuleta	1	8	0	0	0	56
	La Plata	5	52	0	0	0	136
	San Juan	0	2	0	0	0	2
	Total	6	62	0	0	0	194
7	Delta	6	57	0	0	0	113
	Gunnison	1	13	0	0	0	39
	Hinsdale	0	0	0	0	0	8
	Montrose	3	60	1	0	0	112
	Ouray	0	7	0	0	0	12
	San Miguel	2	5	0	0	0	11
	Total	12	142	1	0	0	295
8	Jackson	0	5	0	0	0	9
	Larimer	14	304	6	0	0	509
	Total	14	309	6	0	0	518
9	Garfield	0	50	1	0	0	112
	Pitkin	0	17	2	0	0	37
	Rio Blanco-Meeker	0	10	0	0	0	28
	Total	0	77	3	0	0	177
10	Pueblo	16	235	1	2	0	530
11	Chaffee	2	26	1	0	0	52
	Custer	0	2	0	0	0	12
	Fremont	0	48	2	0	0	117
	Park	2	17	3	0	0	70
	Total	4	93	6	0	0	251

Table 22: District Court Probate Filings by Type, FY 2006

District	Court Location	Special Administrator Formal	Special Administrator Informal	Ancillary Proceedings	Conservatorship/ Adult	Conservator/ Guardian
12	Alamosa	0	0	3	3	2
	Conejos	0	0	3	2	0
	Costilla	0	0	45	0	0
	Mineral	0	0	1	1	0
	Rio Grande	0	0	2	0	0
	Saguache	0	0	8	0	0
	<i>Total</i>	<i>0</i>	<i>0</i>	<i>62</i>	<i>6</i>	<i>2</i>
13	Kit Carson	0	0	4	0	0
	Logan	0	0	1	1	2
	Morgan	0	0	5	0	4
	Phillips	0	0	0	0	0
	Sedgwick	0	0	1	3	0
	Washington	0	0	11	0	0
	Yuma	0	0	3	0	0
	<i>Total</i>	<i>0</i>	<i>0</i>	<i>25</i>	<i>4</i>	<i>6</i>
14	Grand	0	0	3	0	0
	Moffat	1	0	12	0	0
	Routt	0	1	10	0	0
	<i>Total</i>	<i>1</i>	<i>1</i>	<i>25</i>	<i>0</i>	<i>0</i>
15	Baca	0	0	6	1	0
	Cheyenne	0	0	4	1	0
	Kiowa	0	0	6	0	0
	Prowers	1	0	8	0	0
	<i>Total</i>	<i>1</i>	<i>0</i>	<i>24</i>	<i>2</i>	<i>0</i>
16	Bent	0	0	1	2	0
	Crowley	0	0	0	1	0
	Otero	0	0	2	2	0
	<i>Total</i>	<i>0</i>	<i>0</i>	<i>3</i>	<i>5</i>	<i>0</i>
17	Adams	6	0	5	7	28
	Broomfield	1	0	0	0	4
	<i>Total</i>	<i>7</i>	<i>0</i>	<i>5</i>	<i>7</i>	<i>32</i>
18	Arapahoe	5	1	8	13	43
	Douglas	0	0	6	3	6
	Elbert	0	0	3	0	1
	Lincoln	0	0	2	0	2
	<i>Total</i>	<i>5</i>	<i>1</i>	<i>19</i>	<i>16</i>	<i>52</i>
19	Weld	0	2	17	3	15
20	Boulder	5	0	14	9	19
21	Mesa	2	0	4	8	27
22	Dolores	0	0	0	1	0
	Montezuma	0	0	4	1	3
	<i>Total</i>	<i>0</i>	<i>0</i>	<i>4</i>	<i>2</i>	<i>3</i>
<i>State Total</i>		<i>29</i>	<i>21</i>	<i>461</i>	<i>183</i>	<i>317</i>
<i>Percent of State Total</i>		<i>0.25%</i>	<i>0.18%</i>	<i>4.00%</i>	<i>1.59%</i>	<i>2.75%</i>

Table 22: District Court Probate Filings by Type, FY 2006

District	Court Location	Conservatorship/	Determination	Estate	Guardianship/	Guardianship/	Intestate	Intestate
		Minor	of Heirship		Adult	Minor	Formal	Informal
12	Alamosa	3	1	3	7	2	0	4
	Conejos	0	1	2	2	2	1	4
	Costilla	1	3	0	2	1	0	26
	Mineral	0	0	1	0	0	0	0
	Rio Grande	5	1	13	1	0	1	6
	Saguache	0	1	0	0	0	0	5
	Total		9	7	19	12	5	2
13	Kit Carson	2	1	1	1	0	0	3
	Logan	3	3	1	4	3	2	12
	Morgan	5	6	1	1	1	2	10
	Phillips	2	0	0	1	2	2	7
	Sedgwick	2	0	0	4	0	0	2
	Washington	0	1	0	0	0	0	2
	Yuma	0	2	1	3	1	1	11
	Total		14	13	4	14	7	7
14	Grand	0	3	3	0	3	2	12
	Moffat	2	5	0	1	5	0	9
	Routt	0	0	3	2	6	1	4
	Total		2	8	6	3	14	3
15	Baca	0	3	0	0	0	1	5
	Cheyenne	0	0	0	0	0	0	2
	Kiowa	0	1	0	0	2	0	4
	Prowers	1	12	1	1	3	0	1
	Total		1	16	1	1	5	1
16	Bent	1	4	0	3	4	1	5
	Crowley	0	1	0	1	1	0	8
	Otero	1	7	0	8	4	4	8
	Total		2	12	0	12	9	5
17	Adams	11	1	0	30	43	9	97
	Broomfield	7	0	15	5	4	1	3
	Total		18	1	15	35	47	10
18	Arapahoe	31	16	1	80	114	8	132
	Douglas	12	2	1	12	15	3	48
	Elbert	2	1	5	3	1	3	5
	Lincoln	0	1	0	1	0	0	2
	Total		45	20	7	96	130	14
19	Weld	14	2	4	22	21	10	58
20	Boulder	7	3	3	30	17	6	63
21	Mesa	6	10	2	32	11	3	54
22	Dolores	2	1	0	0	0	0	1
	Montezuma	2	8	3	5	4	1	19
	Total		4	9	3	5	4	1
State Total		271	195	132	606	629	135	1,660
Percent of State Total		2.35%	1.69%	1.15%	5.26%	5.46%	1.17%	14.40%

Table 22: District Court Probate Filings by Type, FY 2006

District	Court Location	Personal Injury Settlement -		Public Administrator Statement	Personal Injury Settlement	Small Estates	Single Transaction
		Insurance	Other				
12	Alamosa	2	0	0	5	0	0
	Conejos	1	0	0	1	0	0
	Costilla	0	0	0	0	0	0
	Mineral	0	0	0	0	0	0
	Rio Grande	0	1	0	3	0	0
	Saguache	0	0	0	0	0	1
	<i>Total</i>		3	1	0	9	0
13	Kit Carson	0	0	0	2	0	0
	Logan	0	0	0	3	0	0
	Morgan	2	0	0	0	0	0
	Phillips	0	0	0	1	0	0
	Sedgwick	1	0	0	0	0	0
	Washington	0	1	0	3	0	0
	Yuma	0	0	0	0	1	0
	<i>Total</i>		3	1	0	9	1
14	Grand	0	0	0	0	0	0
	Moffat	0	0	0	0	0	0
	Routt	0	0	0	1	0	0
	<i>Total</i>		0	0	0	1	0
15	Baca	0	0	0	0	0	0
	Cheyenne	0	0	0	0	2	0
	Kiowa	0	0	0	0	0	0
	Prowers	0	1	0	0	0	0
	<i>Total</i>		0	1	0	0	2
16	Bent	0	0	0	1	0	0
	Crowley	0	0	0	0	0	0
	Otero	1	2	0	0	0	0
	<i>Total</i>		1	2	0	1	0
17	Adams	20	3	0	33	0	1
	Broomfield	0	1	0	1	0	0
	<i>Total</i>		20	4	0	34	0
18	Arapahoe	36	8	0	49	4	14
	Douglas	5	2	0	8	0	0
	Elbert	0	1	0	0	2	0
	Lincoln	0	0	0	0	4	0
	<i>Total</i>		41	11	0	57	10
19	Weld	9	3	0	19	0	0
20	Boulder	20	2	0	9	1	11
21	Mesa	1	1	1	13	0	2
22	Dolores	1	0	0	0	1	0
	Montezuma	2	0	0	2	0	0
	<i>Total</i>		3	0	0	2	1
<i>State Total</i>		214	84	63	287	33	38
<i>Percent of State Total</i>		1.86%	0.73%	0.55%	2.49%	0.29%	0.33%

Table 22: District Court Probate Filings by Type, FY 2006

District	Court Location	Testate Formal	Testate Informal	Trust	Uniform Veterans Guardianship	Will Transfer	Total
					Act		
12	Alamosa	0	11	0	0	1	47
	Conejos	0	10	0	0	0	29
	Costilla	0	19	0	0	0	97
	Mineral	0	0	0	0	0	3
	Rio Grande	2	8	0	0	0	43
	Saguache	0	4	0	0	0	19
	Total	2	52	0	0	1	238
13	Kit Carson	0	24	0	0	0	38
	Logan	5	43	0	0	0	83
	Morgan	8	36	1	0	0	82
	Phillips	3	10	0	0	0	28
	Sedgwick	0	6	0	0	0	19
	Washington	6	15	4	0	0	43
	Yuma	3	21	0	0	0	47
	Total	25	155	5	0	0	340
14	Grand	2	15	0	0	0	43
	Moffat	9	19	3	0	0	66
	Routt	1	26	0	0	0	55
	Total	12	60	3	0	0	164
15	Baca	1	21	0	0	0	38
	Cheyenne	1	5	0	0	0	15
	Kiowa	2	8	0	0	0	23
	Prowers	2	9	0	0	0	40
	Total	6	43	0	0	0	116
16	Bent	2	9	0	1	0	34
	Crowley	0	3	0	0	0	15
	Otero	1	25	1	0	1	67
	Total	3	37	1	1	1	116
17	Adams	29	292	7	0	4	626
	Broomfield	3	26	0	0	0	71
	Total	32	318	7	0	4	697
18	Arapahoe	27	622	24	0	6	1,242
	Douglas	7	101	7	0	0	238
	Elbert	2	8	0	0	0	37
	Lincoln	1	10	0	0	0	23
	Total	37	741	31	0	6	1,540
19	Weld	14	245	6	0	0	464
20	Boulder	25	357	13	0	1	615
21	Mesa	15	219	6	0	0	417
22	Dolores	0	2	0	0	0	9
	Montezuma	0	47	0	0	0	101
	Total	0	49	0	0	0	110
State Total		344	5,591	202	5	25	11,525
Percent of State Total		2.98%	48.51%	1.75%	0.04%	0.22%	100.00%

Section IV: County Court



40 years of merit selection:

*The goal of merit selection
is to keep judges independent,
so that they will make decisions
based upon the law,
not on politics.*



COUNTY COURT JUDGES

FIRST JUDICIAL DISTRICT

Gilpin Frederic B. Rodgers
 Jefferson Judy L. Archuleta
 James C. Demlow
 Charles T. Hoppin
 Tina Olsen
 Roy G. Olson, Jr.
 Thomas E. Vance

DENVER COUNTY COURT

Denver Raymond N. Satter,
 Presiding Judge
 Andrew S. Armatas
 Johnny C. Barajas
 Larry L. Bohning
 Kathleen M. Bowers
 James B. Breese
 Doris E. Burd
 Brian T. Campbell
 Mary Celeste
 Robert B. Crew, Jr.
 Herbert H. Galchinsky
 Alfred C. Harrell
 Claudia J. Jordan
 John M. Marcucci
 Melvin Okamoto
 Aleene Ortiz-White
 Robert Patterson

THIRD JUDICIAL DISTRICT

Huerfano Ellen Haskins-Trujillo
 Las Animas Bruce Billings

FOURTH JUDICIAL DISTRICT

El Paso Christopher E. Acker
 Karla J. Hansen
 Barney Iuppa
 Sylvia A. Manzanares
 Larry D. Martin
 James S. Patterson
 Stephen J. Sletta
 Daniel S. Wilson
 Teller Jackson L. Peters, Jr.

FIFTH JUDICIAL DISTRICT

Clear Creek Rachel Olguin-Fresquez (1)
 Eagle Frederick W. Gannett
 Lake Wayne Patton
 Summit Edward J. Casias

SIXTH JUDICIAL DISTRICT

Archuleta James E. Denvir
 La Plata Martha T. Minot
 San Juan Todd P. Risberg

SEVENTH JUDICIAL DISTRICT

Delta Sandra K. Miller
 Gunnison Ben F. Eden
 Hinsdale Alvin K. Lutz (2)
 Montrose Diana Barber (3)
 John J. Mitchel
 Ouray David S. Westfall
 San Miguel Sharon E. Shuteran

EIGHTH JUDICIAL DISTRICT

Jackson Rex A. Shaw
 Larimer Christine A. Carney
 Peter Schoon
 Ronald L. Schultz
 C. Edward Stirman

NINTH JUDICIAL DISTRICT

Garfield Jason D. Jovanovich
 Paul Metzger
 Pitkin Erin Fernandez-Ely
 Rio Blanco Laurie Anne Noble

TENTH JUDICIAL DISTRICT

Pueblo Adele K. Anderson
 Kathleen K. Hearn
 Ernest J. Ruybalid

ELEVENTH JUDICIAL DISTRICT

Chaffee William P. Alderton
 Custer Peter F. Michaelson
 Fremont William Gobin Fox
 Park Stanley J. Mayhew

TWELFTH JUDICIAL DISTRICT

Alamosa Martin A. Gonzales
 Conejos Gordon J. Bosa
 Costilla Kimberly Wood
 Mineral Frank S. Lentz
 Rio Grande Michael H. Trujillo
 Saguache Amanda K. Pearson

THIRTEENTH JUDICIAL DISTRICT

Kit Carson J. Curt Penny, Jr.
 Logan Robert B. Smith
 Morgan Michael J. Schingle
 Phillips David O. Colver
 Sedgwick Max E. Carlson
 Washington Carl S. McGuire
 Yuma Thomas J. Callahan

FOURTEENTH JUDICIAL DISTRICT

Grand Mary Hoak
 Moffat Mary Lynne James
 Routt James H. Garrecht

FIFTEENTH JUDICIAL DISTRICT

Baca W. Michael Porter
 Cheyenne Clifford E. Mays
 Kiowa Gary W. Davis
 Prowers Larry E. Stutler

SIXTEENTH JUDICIAL DISTRICT

Bent Mark A. MacDonnell
 Crowley Michael B. McDonell (4)
 Otero Douglas R. Manley

SEVENTEENTH JUDICIAL DISTRICT

Adams Cindy H. Bruner
 Michael A. Cox
 Robert S. Doyle
 Dianna Roybal
 Sabino E. Romano
 Jeffrey L. Romeo
 Broomfield Randall J. Davis

EIGHTEENTH JUDICIAL DISTRICT

Arapahoe Alex R. Bencze
 Christopher C. Cross
 Ethan D. Feldman
 Christine M. Chauche
 Dana E. Murray
 Steven R. Ruddick
 Robert C. Tobias
 Douglas Michelle A. Marker
 Susanna Meissner-Cutler
 Elbert Kevin Sidel
 Lincoln Truston Lee Fisher

NINETEENTH JUDICIAL DISTRICT

Weld Julie C. Hoskins (5)
 Lynn Karowsky
 Charles S. Unfug

TWENTIETH JUDICIAL DISTRICT

Boulder David A. Archuleta
 Noel E. Blum
 Carolyn Hoya Enichen
 Thomas J. B. Reed
 John F. Stavely

TWENTY-FIRST JUDICIAL DISTRICT

Mesa Craig P. Henderson (6)
 Arthur R. Smith

TWENTY-SECOND JUDICIAL DISTRICT

Dolores Ernest Dale Boyd
 Montezuma Todd J. Plewe

- (1) Replaced Hon. Russell Granger
- (2) Replaced Hon. Larry E. Vickers
- (3) Replaced Hon. Bette R. Nickell
- (4) Replaced Hon. Carl W. Ross
- (5) Replaced Hon. Marcelo Kopkow
- (6) Replaced Hon. Thomas M. Diester

County Court

Colorado's county courts serve the citizens of each of the state's 64 counties. Every county has a county court served by one or more judges. County judges handle cases involving serious public safety issues such as misdemeanor cases, felony advisements, setting bonds, and preliminary hearings. County judges also issue search warrants and protection orders in cases involving domestic violence, preside over traffic cases, civil actions involving no more than \$15,000, and conduct jury trials. Appeals from the county court may be made to the district court.

Small claims courts are divisions of county court. Individuals are allowed to argue their own cases and to have speedy decisions on civil matters involving no more than \$7,500. Court sessions are held during the day or evening to accommodate the public. There are no jury trials in small claims courts, and magistrates sometimes hear these cases rather than a judge. No plaintiff may file more than two claims per month or eighteen claims per year in small claims court.

In Fiscal Year 2006, Colorado county courts had 556,136 cases filed and were able to terminate 536,244 cases during that same period. During the past ten years, county court filings have increased 17.7 percent, rising from 472,451 to the current level of cases filed, with the greatest area of increase occurring in civil filings.

Specific information regarding each of the county courts is available at <http://www.courts.state.co.us/district/counties.htm>.

**County Court Case Filings -- Proportion of Cases by Type
Ten Year Comparison**

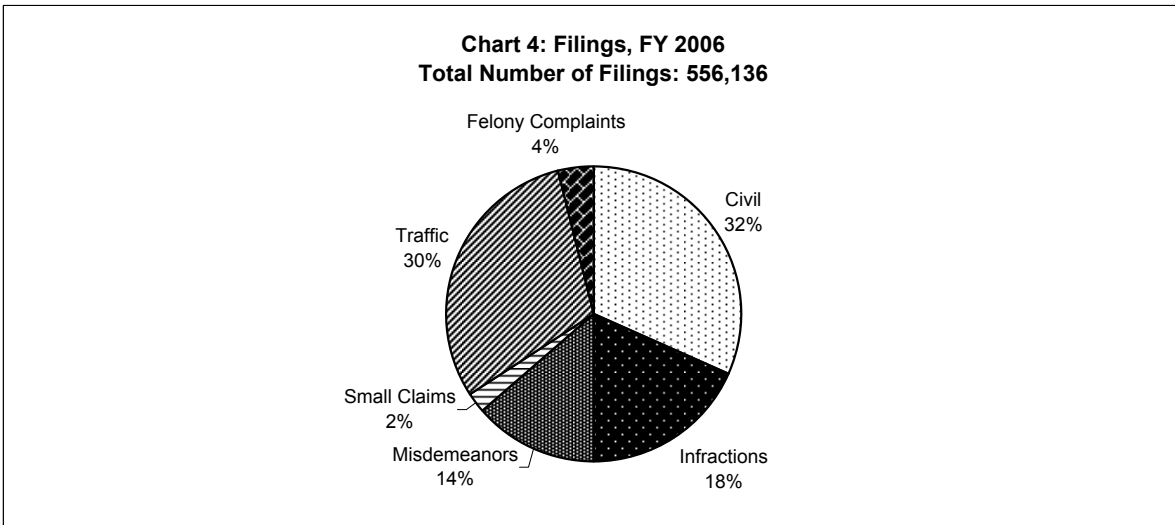
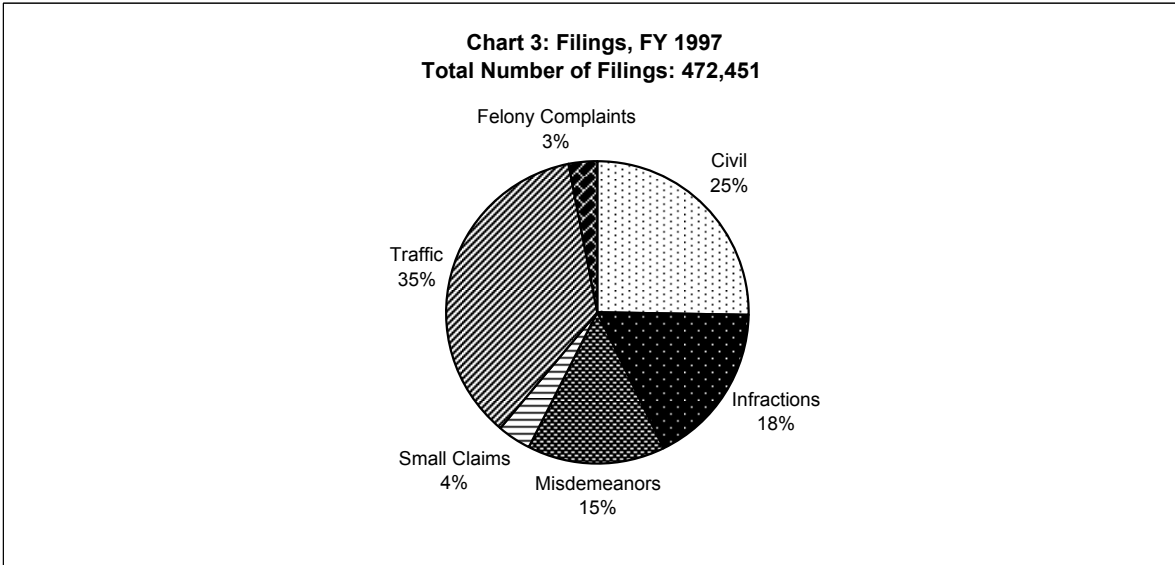


Table 23: County Court Filings, Terminations, and Percent Change: FY 2005, FY 2006
(Does not include Denver County Court)

Filings Compared to Previous Year			
Case Class	FY 05	FY 06	Percent Change
Civil	175,847	176,244	0.23%
Infractions	107,780	101,386	-5.93%
Misdemeanors	72,607	75,703	4.26%
Small Claims	13,588	13,380	-1.53%
Traffic	167,488	168,155	0.40%
Felony Complaints	18,137	21,268	17.26%
Total	555,447	556,136	0.12%

Terminations Compared to Previous Year			
Case Class	FY 05	FY 06	Percent Change
Civil	174,773	176,714	1.11%
Infractions	103,978	105,440	1.41%
Misdemeanors	71,386	74,938	4.98%
Small Claims	14,005	13,329	-4.83%
Traffic	161,433	165,823	2.72%
Felony Complaints	18,126	21,268	17.33%
Total with Felony Complaints	543,701	557,512	2.54%
Total without Felony Complaints	525,575	536,244	2.03%

Table 24: County Court Caseload FY1997 to FY2006
(Does not include Denver County Court)

	FY97	FY98	FY99	FY00	FY01	FY02	FY03	FY04	FY05	FY06
CIVIL										
New Cases Filed	119,076	120,846	121,897	127,017	139,919	151,905	165,210	165,324	175,847	176,244
Cases Terminated	116,697	118,561	124,746	137,436	138,581	151,773	162,492	165,761	174,773	176,714
INFRACTIONS										
New Cases Filed	82,963	68,184	64,018	70,094	70,090	69,800	74,947	82,732	107,780	101,386
Cases Terminated	85,288	71,789	66,127	70,776	73,560	72,824	73,597	82,382	103,978	105,440
MISDEMEANORS										
New Cases Filed	69,125	70,271	69,932	73,853	72,354	72,973	74,367	74,779	72,607	75,703
Cases Terminated	75,431	70,347	73,182	76,011	71,727	75,212	72,932	74,168	71,386	74,938
SMALL CLAIMS										
New Cases Filed	17,349	16,650	15,888	15,568	14,961	15,591	15,438	14,292	13,588	13,380
Cases Terminated	16,907	16,646	16,747	17,174	14,587	15,624	15,036	15,113	14,005	13,329
TRAFFIC										
New Cases Filed	169,593	170,614	159,861	140,183	133,860	138,439	149,720	159,413	167,488	168,155
Cases Terminated	180,755	171,321	170,316	168,898	139,866	139,995	144,555	156,139	161,433	165,823
FELONY COMPLAINTS (a)	14,345	21,097	20,301	20,010	13,445	21,285	18,833	17,554	18,137	21,268
TOTAL										
New Cases Filed	472,451	467,662	451,897	446,725	444,629	469,993	498,515	514,094	555,447	556,136
Cases Terminated (b)	475,078	448,664	451,118	470,295	438,321	455,428	468,612	493,563	525,575	536,244

(a) Felony complaints represent the number of criminal cases, docketed as (CR), that begin in county court. The processing of felony cases varies between locations. The counties processing CR cases hear advisements. Some counties do preliminary hearings in county court before moving the case to district court for completion of the felony process. The case can also be reduced to a misdemeanor and remain in county court. The cases retain the same docket number in either county or district court.

(b) Does not include felony complaints.

Table 25: County Court Filings, Terminations, and Percent Change: FY 2005, FY 2006

District	Filings			Terminations(b)		
	FY05	FY06	Percent Change	FY05	FY06	Percent Change
1	62,719	65,263	4.06%	56,722	60,176	6.09%
2(a)	166,970	158,987	-4.78%	n/a	n/a	n/a
3	5,801	4,797	-17.31%	5,538	4,982	-10.04%
4	76,916	79,671	3.58%	76,864	79,273	3.13%
5	16,063	17,952	11.76%	14,918	16,596	11.25%
6	7,373	7,131	-3.28%	7,072	6,628	-6.28%
7	11,146	11,752	5.44%	10,188	10,678	4.81%
8	32,139	33,732	4.96%	30,351	32,473	6.99%
9	9,828	10,888	10.79%	9,571	10,179	6.35%
10	20,562	19,711	-4.14%	20,524	19,825	-3.41%
11	12,296	13,830	12.48%	11,258	13,786	22.46%
12	9,520	9,758	2.50%	8,521	9,166	7.57%
13	13,110	13,428	2.43%	13,158	12,911	-1.88%
14	7,417	8,529	14.99%	6,459	7,642	18.32%
15	4,890	5,558	13.66%	4,721	5,328	12.86%
16	5,073	4,640	-8.54%	5,188	4,716	-9.10%
17	72,248	70,614	-2.26%	66,250	69,648	5.13%
18	113,304	102,794	-9.28%	107,088	101,113	-5.58%
19	25,647	27,670	7.89%	24,877	25,624	3.00%
20	28,365	27,731	-2.24%	26,366	25,590	-2.94%
21	17,161	16,857	-1.77%	16,585	16,282	-1.83%
22	3,869	3,830	-1.01%	3,356	3,628	8.10%
State Total Without Denver County Court						
	555,447	556,136	0.12%	525,575	536,244	2.03%
State Total						
	722,417	715,123	-1.01%	n/a	n/a	n/a

(a) Denver County Court statistics are based on calendar year 2005

(b) Does not include felony complaints.

Table 26: County Court Filings and Terminations, FY 2006

District	Court Location	Civil		Felony		Misdemeanor		Infractions	
		Filings	Term.	Filings	Term.	Filings	Term.	Filings	Term.
1	Gilpin	222	191	127	127	660	583	163	171
	Jefferson	23,082	23,145	4,485	4,485	8,006	7,823	8,100	8,140
	Total	23,304	23,336	4,612	4,612	8,666	8,406	8,263	8,311
2	Denver(a)	33,364	n/a ^(b)	5,891	n/a ^(b)	12,814	n/a ^(b)	n/a ^(c)	n/a ^(b)
3	Huerfano	225	223	4	4	226	244	422	453
	Las Animas	575	544	18	18	579	624	911	965
	Total	800	767	22	22	805	868	1,333	1,418
4	El Paso	29,296	29,618	1	1	10,379	9,794	13,032	13,928
	Teller	629	582	18	18	584	582	486	521
	Total	29,925	30,200	19	19	10,963	10,376	13,518	14,449
5	Clear Creek	222	223	135	135	369	350	1,262	1,207
	Eagle-Basalt	62	72	0	0	93	103	177	179
	Eagle	768	800	418	418	846	888	2,085	2,025
	Lake	230	235	79	79	322	291	209	203
	Summit	431	458	297	297	1,288	1,196	1,776	1,816
	Total	1,713	1,788	929	929	2,918	2,828	5,509	5,430
6	Archuleta	254	239	145	145	283	256	197	218
	La Plata	1,277	1,250	380	380	953	949	1,010	970
	San Juan	16	20	2	2	29	40	19	36
	Total	1,547	1,509	527	527	1,265	1,245	1,226	1,224
7	Delta	906	901	283	283	609	577	477	447
	Gunnison	264	295	137	137	408	419	729	725
	Hinsdale	16	14	12	12	42	42	7	12
	Montrose-Nucla	85	98	20	20	67	71	34	31
	Montrose	1,334	1,341	351	351	753	720	572	551
	Ouray	77	72	24	24	96	98	319	306
	San Miguel	115	111	95	95	216	231	119	116
	Total	2,797	2,832	922	922	2,191	2,158	2,257	2,188
8	Jackson	34	24	6	6	65	63	50	49
	Larimer	9,755	9,619	66	66	6,576	6,432	5,116	5,041
	Total	9,789	9,643	72	72	6,641	6,495	5,166	5,090
9	Garfield	1,396	1,389	174	174	542	545	986	968
	Garfield-Rifle	194	193	0	0	758	772	655	620
	Pitkin	279	270	7	7	261	241	130	111
	Rio Blanco-Meeker	138	150	4	4	161	161	258	234
	Rio Blanco-Rangely	30	28	0	0	148	147	177	156
	Total	2,037	2,030	185	185	1,870	1,866	2,206	2,089
10	Pueblo	8,271	8,260	279	279	3,200	3,359	2,862	2,831
11	Chaffee	395	400	105	105	386	426	3,051	2,935
	Custer	77	78	1	1	91	87	249	258
	Fremont	1,244	1,264	18	18	1,139	1,169	1,708	1,666
	Park	322	330	14	14	441	474	756	724
	Total	2,038	2,072	138	138	2,057	2,156	5,764	5,583

(a) Denver County Court filings based on calendar year, 2005.

(b) Termination numbers are not available.

(c) Denver County Traffic and Infraction cases are combined.

(d) Termination totals do not include Felony Complaint.

Table 26: County Court Filings and Terminations, FY 2006

District	Court Location	Small Claims		Traffic		Total	
		Filings	Term.	Filings	Term.	Filings	Term.(d)
1	Gilpin	12	13	566	490	1,750	1,448
	Jefferson	1,360	1,392	18,480	18,228	63,513	58,728
	Total	1,372	1,405	19,046	18,718	65,263	60,176
2	Denver(a)	2,072	n/a (b)	104,846	n/a (b)	158,987	0
3	Huerfano	26	27	540	561	1,443	1,508
	Las Animas	116	119	1,155	1,222	3,354	3,474
	Total	142	146	1,695	1,783	4,797	4,982
4	El Paso	1,797	1,823	22,491	21,383	76,996	76,546
	Teller	102	107	856	935	2,675	2,727
	Total	1,899	1,930	23,347	22,318	79,671	79,273
5	Clear Creek	29	31	1,758	1,683	3,775	3,494
	Eagle-Basalt	19	23	203	210	554	587
	Eagle	198	201	1,739	1,722	6,054	5,636
	Lake	36	37	405	382	1,281	1,148
	Summit	162	147	2,334	2,114	6,288	5,731
	Total	444	439	6,439	6,111	17,952	16,596
6	Archuleta	54	57	296	361	1,229	1,131
	La Plata	187	187	1,987	1,964	5,794	5,320
	San Juan	7	8	35	73	108	177
	Total	248	252	2,318	2,398	7,131	6,628
7	Delta	156	165	798	750	3,229	2,840
	Gunnison	77	70	504	512	2,119	2,021
	Hinsdale	10	9	11	18	98	95
	Montrose-Nucla	20	16	79	79	305	295
	Montrose	204	190	1,190	1,169	4,404	3,971
	Ouray	21	24	183	162	720	662
	San Miguel	55	63	277	273	877	794
	Total	543	537	3,042	2,963	11,752	10,678
	8	Jackson	21	18	63	53	239
Larimer		795	810	11,185	10,364	33,493	32,266
Total		816	828	11,248	10,417	33,732	32,473
9	Garfield	163	155	1,652	1,545	4,913	4,602
	Garfield-Rifle	93	91	1,462	1,290	3,162	2,966
	Pitkin	90	87	516	458	1,283	1,167
	Rio Blanco-Meeker	22	25	364	346	947	916
	Rio Blanco-Rangely	24	20	204	177	583	528
	Total	392	378	4,198	3,816	10,888	10,179
10	Pueblo	658	629	4,441	4,746	19,711	19,825
11	Chaffee	75	71	811	810	4,823	4,642
	Custer	14	17	79	158	511	598
	Fremont	173	169	1,679	1,766	5,961	6,034
	Park	39	34	963	950	2,535	2,512
	Total	301	291	3,532	3,684	13,830	13,786

(a) Denver County Court filings based on calendar year, 2005.

(b) Termination numbers are not available.

(c) Denver County Traffic and Infraction cases are combined.

(d) Termination totals do not include Felony Complaint.

Table 26: County Court Filings and Terminations, FY 2006

District	Court Location	Civil		Felony		Misdemeanor		Infractions	
		Filings	Term.	Filings	Term.	Filings	Term.	Filings	Term.
12	Alamosa	505	494	287	287	649	647	585	598
	Conejos	177	175	94	94	195	213	365	396
	Costilla	121	110	66	66	250	223	756	756
	Mineral	17	15	11	11	23	23	88	86
	Rio Grande	289	291	184	184	384	388	564	566
	Saguache	132	148	64	64	219	200	426	441
	Total	1,241	1,233	706	706	1,720	1,694	2,784	2,843
13	Kit Carson	253	248	63	63	205	207	1,160	1,113
	Logan	857	889	47	47	407	437	1,487	1,502
	Morgan	1,275	1,261	177	177	670	686	1,021	1,009
	Phillips	159	214	10	10	40	45	22	23
	Sedgwick	73	69	8	8	17	24	110	109
	Washington	191	171	55	55	69	69	188	187
	Yuma	372	369	16	16	123	105	146	162
	Total	3,180	3,221	376	376	1,531	1,573	4,134	4,105
14	Grand	428	466	152	152	537	515	499	493
	Moffat	471	464	279	279	414	418	341	330
	Routt	431	430	270	270	879	901	840	803
	Total	1,330	1,360	701	701	1,830	1,834	1,680	1,626
15	Baca	108	111	2	2	61	48	273	271
	Cheyenne	54	57	0	0	40	48	203	212
	Kiowa	35	34	0	0	20	19	466	457
	Prowers	844	855	6	6	392	408	893	861
	Total	1,041	1,057	8	8	513	523	1,835	1,801
16	Bent	204	203	2	2	150	158	244	263
	Crowley	121	123	0	0	112	112	193	197
	Otero	839	863	15	15	533	557	770	794
	Total	1,164	1,189	17	17	795	827	1,207	1,254
17	Adams	24,994	24,896	3,524	3,524	5,580	5,556	10,238	11,458
	Broomfield	1,696	1,708	347	347	633	657	570	583
	Total	26,690	26,604	3,871	3,871	6,213	6,213	10,808	12,041
18	Arapahoe-Aurora	11,951	12,181	3,563	3,563	2,563	2,530	8,222	9,098
	Arapahoe-Littleton	19,857	19,890	0	0	2,507	3,039	1,501	1,461
	Douglas	5,954	5,806	892	892	3,419	3,297	10,447	11,849
	Elbert	406	488	63	63	264	241	489	501
	Lincoln	158	162	61	61	254	232	366	370
	Total	38,326	38,527	4,579	4,579	9,007	9,339	21,025	23,279
19	Weld	8,493	8,409	550	550	3,952	3,548	3,439	3,388
20	Boulder	4,979	5,138	2,096	2,096	4,066	3,894	2,606	2,666
	Boulder-Longmont	1,797	1,830	0	0	1,016	1,068	773	767
	Total	6,776	6,968	2,096	2,096	5,082	4,962	3,379	3,433
21	Mesa	5,141	5,026	380	380	3,772	3,903	2,406	2,460
22	Dolores	31	33	13	13	42	36	76	75
	Montezuma	610	650	266	266	670	729	509	522
	Total	641	683	279	279	712	765	585	597
State Total Without Denver County Court		176,244	176,714	21,268	21,268	75,703	74,938	101,386	105,440
State Total With Denver County Court		209,608	<i>n/a</i> ^(b)	27,159	<i>n/a</i> ^(b)	88,517	<i>n/a</i> ^(b)	<i>n/a</i> ^(c)	<i>n/a</i> ^(b)

(a) Denver County Court filings based on calendar year, 2005.

(b) Termination numbers are not available.

(c) Denver County Traffic and Infraction cases are combined.

(d) Termination totals do not include Felony Complaint.

Table 26: County Court Filings and Terminations, FY 2006

District	Court Location	Small Claims		Traffic		Total	
		Filings	Term.	Filings	Term.	Filings	Term.(d)
12	Alamosa	82	77	896	868	3,004	2,684
	Conejos	26	27	390	476	1,247	1,287
	Costilla	19	19	221	239	1,433	1,347
	Mineral	10	7	72	64	221	195
	Rio Grande	40	49	968	994	2,429	2,288
	Saguache	26	31	557	545	1,424	1,365
	Total	203	210	3,104	3,186	9,758	9,166
13	Kit Carson	44	40	704	693	2,429	2,301
	Logan	77	79	925	876	3,800	3,783
	Morgan	125	112	1,478	1,369	4,746	4,437
	Phillips	27	30	67	69	325	381
	Sedgwick	11	8	86	137	305	347
	Washington	17	17	263	243	783	687
	Yuma	42	48	341	291	1,040	975
	Total	343	334	3,864	3,678	13,428	12,911
14	Grand	55	56	1,070	979	2,741	2,509
	Moffat	60	61	591	536	2,156	1,809
	Routt	103	93	1,109	1,097	3,632	3,324
	Total	218	210	2,770	2,612	8,529	7,642
15	Baca	22	25	261	240	727	695
	Cheyenne	4	5	161	146	462	468
	Kiowa	7	9	294	253	822	772
	Prowers	75	78	1,337	1,191	3,547	3,393
	Total	108	117	2,053	1,830	5,558	5,328
16	Bent	46	42	208	189	854	855
	Crowley	36	41	141	123	603	596
	Otero	101	94	925	957	3,183	3,265
	Total	183	177	1,274	1,269	4,640	4,716
17	Adams	1,098	1,104	19,954	21,653	65,388	64,667
	Broomfield	129	135	1,851	1,898	5,226	4,981
	Total	1,227	1,239	21,805	23,551	70,614	69,648
18	Arapahoe-Aurora	917	830	11,974	11,220	39,190	35,859
	Arapahoe-Littleton	740	681	6,790	8,197	31,395	33,268
	Douglas	504	576	7,618	7,347	28,834	28,875
	Elbert	56	69	672	633	1,950	1,932
	Lincoln	16	18	570	397	1,425	1,179
	Total	2,233	2,174	27,624	27,794	102,794	101,113
19	Weld	734	747	10,502	9,532	27,670	25,624
20	Boulder	510	472	7,452	7,321	21,709	19,491
	Boulder-Longmont	227	216	2,209	2,218	6,022	6,099
	Total	737	688	9,661	9,539	27,731	25,590
21	Mesa	506	524	4,652	4,369	16,857	16,282
22	Dolores	8	7	110	78	280	229
	Montezuma	65	67	1,430	1,431	3,550	3,399
	Total	73	74	1,540	1,509	3,830	3,628
State Total Without Denver County Court		13,380	13,329	168,155	165,823	556,136	536,244
State Total With Denver County Court		15,452	n/a^(b)	273,001	n/a^(b)	715,123	536,244

(a) Denver County Court filings based on calendar year, 2005.
 (b) Termination numbers are not available.
 (c) Denver County Traffic and Infraction cases are combined.
 (d) Termination totals do not include Felony Complaint.

Table 27: Court and Jury Trials for County Court, FY 2006

District	Court Location	Civil		Misdemeanor		Small Claims	Traffic		Infractions	Total*	
		Court Trials	Jury Trials	Court Trials	Jury Trials	Court Trials	Court Trials	Jury Trials	Final Hearings	Court Trials	Jury Trials
1	Gilpin	0	0	0	1	0	0	0	2	0	1
	Jefferson	107	0	30	68	360	28	40	322	525	108
	Total	107	0	30	69	360	28	40	324	525	109
3	Huerfano	17	0	3	0	13	0	1	32	33	1
	Las Animas	6	0	0	0	23	2	0	20	31	0
	Total	23	0	3	0	36	2	1	52	64	1
4	El Paso	199	3	33	101	275	8	26	3,541	515	130
	Teller	0	0	0	5	0	2	1	40	2	6
	Total	199	3	33	106	275	10	27	3,581	517	136
5	Clear Creek	0	0	0	1	4	1	6	67	5	7
	Eagle-Basalt	0	0	1	0	0	0	0	1	1	0
	Eagle	6	0	2	1	28	5	6	50	41	7
	Lake	0	0	0	2	0	0	1	4	0	3
	Summit	4	0	8	5	34	7	8	113	53	13
Total	10	0	11	9	66	13	21	235	100	30	
6	Archuleta	5	0	2	3	19	2	3	32	28	6
	La Plata	15	0	3	12	186	3	9	99	207	21
	San Juan	0	0	0	0	2	0	0	2	2	0
	Total	20	0	5	15	207	5	12	133	237	27
7	Delta	4	0	2	1	59	4	1	22	69	2
	Gunnison	4	0	4	5	12	2	6	59	22	11
	Hinsdale	0	0	0	1	0	0	0	0	0	1
	Montrose	4	1	4	0	44	6	0	20	58	1
	Montrose-Nucla	1	0	0	1	1	1	1	1	3	2
	Ouray	0	0	1	1	5	0	0	12	6	1
	San Miguel	0	0	4	3	9	1	1	20	14	4
Total	13	1	15	12	130	14	9	134	172	22	
8	Jackson	0	0	0	0	0	0	0	0	0	0
	Larimer	64	2	21	37	198	4	10	369	287	49
	Total	64	2	21	37	198	4	10	369	287	49
9	Garfield	11	1	1	0	34	2	3	65	48	4
	Garfield-Rifle	4	0	10	7	25	4	9	44	43	16
	Pitkin	6	0	0	0	40	0	0	16	46	0
	Rio Blanco	4	0	1	1	7	0	0	12	12	1
	Rio Blanco-Meeker	0	0	0	0	0	0	0	23	0	0
Total	25	1	12	8	106	6	12	160	149	21	
10	Pueblo	53	0	5	16	191	1	9	150	250	25
11	Chaffee	0	1	4	1	0	3	1	34	7	3
	Custer	6	0	0	3	8	0	0	24	14	3
	Fremont	24	0	1	7	4	3	1	80	32	8
	Park	4	0	2	6	18	4	7	42	28	13
Total	34	1	7	17	30	10	9	180	81	27	

*Does not include Infractions Final Hearings.

Table 27: Court and Jury Trials for County Court, FY 2006

District	Court Location	Civil		Misdemeanor		Small Claims	Traffic		Infractions	Total*	
		Court Trials	Jury Trials	Court Trials	Jury Trials	Court Trials	Court Trials	Jury Trials	Final Hearings	Court Trials	Jury Trials
12	Alamosa	5	0	0	2	9	0	2	127	14	4
	Conejos	2	0	1	1	2	0	0	139	5	1
	Costilla	14	0	6	5	12	5	2	44	37	7
	Mineral	0	0	0	0	0	0	0	8	0	0
	Rio Grande	3	0	1	0	5	2	0	35	11	0
	Saguache	0	0	0	0	0	0	0	35	0	0
	Total	24	0	8	8	28	7	4	388	67	12
13	Kit Carson	2	0	0	0	1	0	0	5	3	0
	Logan	10	1	3	11	17	2	4	26	32	16
	Morgan	12	0	1	12	26	0	6	39	39	18
	Phillips	0	0	0	0	1	0	0	1	1	0
	Sedgwick	0	0	1	0	0	0	0	0	1	0
	Washington	0	0	0	1	5	0	2	4	5	3
	Yuma	2	1	0	1	3	0	1	5	5	3
Total	26	2	5	25	53	2	13	80	86	40	
14	Grand	3	1	4	5	16	4	10	38	27	16
	Moffat	7	0	2	9	19	1	3	9	29	12
	Routt	6	0	4	8	55	7	6	46	72	14
	Total	16	1	10	22	90	12	19	93	128	42
15	Baca	0	0	0	0	2	0	0	25	2	0
	Cheyenne	0	0	0	0	1	0	0	8	1	0
	Kiowa	0	0	0	0	0	0	0	11	0	0
	Prowers	10	0	4	0	8	4	1	19	26	1
	Total	10	0	4	0	11	4	1	63	29	1
16	Bent	4	0	0	0	2	0	0	9	6	0
	Crowley	0	0	0	0	0	0	0	23	0	0
	Otero	4	0	6	6	24	1	3	19	35	9
	Total	8	0	6	6	26	1	3	51	41	9
17	Adams	130	1	12	80	305	12	36	631	459	117
	Broomfield	10	1	1	15	41	1	6	2	53	22
	Total	140	2	13	95	346	13	42	633	512	139
18	Arapahoe-Aurora	69	3	5	15	240	2	32	598	316	50
	Arapahoe-Littleton	118	0	4	45	175	3	16	58	300	61
	Douglas	25	0	48	38	133	20	29	915	226	67
	Elbert	6	0	2	0	15	1	0	17	24	0
	Lincoln	1	0	0	0	6	0	0	27	7	0
	Total	219	3	59	98	569	26	77	1,615	873	178
19	Weld	146	0	9	41	370	13	23	179	538	64
20	Boulder	40	0	6	19	196	6	24	70	248	43
	Boulder-Longmont	5	0	0	12	89	2	11	37	96	23
	Total	45	0	6	31	285	8	35	107	344	66
21	Mesa	45	1	29	30	74	5	15	186	153	46
22	Dolores	2	0	1	0	5	0	0	0	8	0
	Montezuma	7	0	6	6	9	3	4	51	25	10
	Total	9	0	7	6	14	3	4	51	33	10
State Total		1,236	17	298	651	3,465	187	386	8,764	5,186	1,054

*Does not include Infractions Final Hearings.

Table 28: DUI/DWAI Filings^(b) by District
FY 1997 to FY 2006

District	FY97	FY98	FY99	FY00	FY01	FY02	FY03	FY04	FY05	FY06
1	3,080	2,850	2,665	2,967	2,845	3,124	3,023	3,109	3,012	2,914
Denver County ^(a)	4,412	3,792	4,419	4,428	3,523	2,822	3,050	2,424	2,209	2,146
3	381	374	418	441	348	316	287	255	240	217
4	4,200	4,383	4,069	3,393	3,532	3,420	3,480	3,548	3,552	3,852
5	1,080	1,475	1,727	1,846	1,434	1,504	1,400	1,394	1,269	1,222
6	779	640	848	870	803	737	815	660	799	634
7	834	804	912	734	768	759	658	659	673	712
8	2,601	2,397	2,501	2,358	2,123	2,391	2,574	2,390	2,398	2,409
9	915	969	979	1,078	1,044	930	875	798	726	930
10	1,756	2,048	2,062	1,704	1,420	1,249	1,374	1,316	1,079	960
11	841	714	608	461	558	530	530	538	565	577
12	658	873	935	1,015	837	712	507	560	729	609
13	927	1,013	896	850	745	732	773	575	526	566
14	544	515	603	554	552	582	527	444	434	507
15	373	346	381	318	281	306	292	201	160	150
16	577	568	446	330	309	301	251	234	214	220
17	3,723	3,584	3,893	3,734	3,513	3,496	3,717	3,920	3,670	3,957
18	4,462	4,110	4,671	4,396	4,133	3,912	4,053	3,848	3,916	3,703
19	1,861	2,315	2,465	1,890	1,895	1,668	1,665	1,471	1,624	1,712
20	2,355	2,741	2,961	2,987	3,353	3,291	2,777	2,304	2,396	2,220
21	853	878	999	987	902	1,093	902	977	1,065	934
22	250	284	376	329	317	229	178	227	186	244
State Totals										
Without Denver										
County Court	33,050	33,881	35,415	33,242	31,712	31,282	30,658	29,428	29,233	29,249
State Totals	37,462	37,673	39,834	37,670	35,235	34,104	33,708	31,852	31,442	31,395

(a) Denver County Court figures based on a calendar year, 2005

(b) Filings do not include DUI charges filed with Misdemeanor or Criminal Case classes

Table 29: County Court Civil Filings by Type, FY 2006

District	Court Location	Change of Venue*	Restraining	Forcible	Foreign Judgment	Money	Name			Restraining	Total
			Order	Entry and			Change	Other	Replevin	Order	
			Domestic Abuse	Detainer							
1	Gilpin	0	2	26	0	179	1	5	2	7	222
	Jefferson	38	695	7,045	5	14,356	216	163	39	525	23,082
	Total	38	697	7,071	5	14,535	217	168	41	532	23,304
3	Huerfano	0	1	21	0	161	0	5	0	37	225
	Las Animas	2	17	44	0	427	6	4	0	75	575
	Total	2	18	65	0	588	6	9	0	112	800
4	El Paso	12	2,228	8,780	1	17,116	223	132	71	733	29,296
	Teller	0	75	88	0	404	8	6	2	46	629
	Total	12	2,303	8,868	1	17,520	231	138	73	779	29,925
5	Clear Creek	1	6	58	0	138	3	5	2	9	222
	Eagle-Basalt	0	0	18	0	26	3	1	0	14	62
	Eagle	6	9	169	0	469	20	1	1	93	768
	Lake	2	3	86	0	127	3	1	0	8	230
	Summit	1	16	77	0	289	10	2	0	36	431
Total	10	34	408	0	1,049	39	10	3	160	1,713	
6	Archuleta	0	25	32	0	176	11	6	0	4	254
	La Plata	2	89	158	0	835	20	1	3	169	1,277
	San Juan	0	1	1	0	5	2	1	0	6	16
	Total	2	115	191	0	1,016	33	8	3	179	1,547
7	Delta	2	54	65	0	594	14	2	8	167	906
	Gunnison	1	13	21	0	191	3	0	0	35	264
	Hinsdale	0	0	1	0	8	0	0	1	6	16
	Montrose-Nucla	0	15	6	0	61	0	1	0	2	85
	Montrose	1	149	189	0	883	13	2	1	96	1,334
	Ouray	0	11	8	0	41	2	2	0	13	77
	San Miguel	0	6	14	0	86	3	0	0	6	115
	Total	4	248	304	0	1,864	35	7	10	325	2,797
8	Jackson	0	0	5	1	25	0	0	0	3	34
	Larimer	13	124	1,594	4	7,456	140	11	14	399	9,755
	Total	13	124	1,599	5	7,481	140	11	14	402	9,789
9	Garfield	7	47	153	1	1,120	18	3	2	45	1,396
	Garfield-Rifle	0	20	77	0	68	5	3	0	21	194
	Pitkin	2	11	40	1	182	12	1	1	29	279
	Rio Blanco-Meeker	0	5	10	0	108	4	2	1	8	138
	Rio Blanco-Rangely	0	3	3	0	9	0	2	0	13	30
Total	9	86	283	2	1,487	39	11	4	116	2,037	
10	Pueblo	6	598	1,132	0	6,085	78	33	18	321	8,271
11	Chaffee	0	9	29	0	330	9	3	1	14	395
	Custer	0	0	8	0	46	3	0	0	20	77
	Fremont	1	0	150	0	864	24	0	0	205	1,244
	Park	3	22	42	0	219	2	7	0	27	322
	Total	4	31	229	0	1,459	38	10	1	266	2,038

*Cases opened in another county -- "Change of Venue" is not a cause of action.

Table 29: County Court Civil Filings by Type, FY 2006

District	Court Location	Change of Venue*	Restraining	Forcible	Foreign Judgment	Money	Name			Restraining	Total
			Order	Entry and			Change	Other	Replevin	Order	
			Domestic Abuse	Detainer							
12	Alamosa	3	27	22	0	355	12	3	1	82	505
	Conejos	0	9	7	0	115	3	19	1	23	177
	Costilla	0	6	7	0	43	4	15	1	45	121
	Mineral	0	0	2	0	7	0	0	0	8	17
	Rio Grande	0	5	10	0	231	6	1	1	35	289
	Saguache	2	3	11	0	83	10	1	0	22	132
	Total		5	50	59	0	834	35	39	4	215
13	Kit Carson	1	2	8	2	229	0	1	0	10	253
	Logan	0	23	110	0	699	7	0	2	16	857
	Morgan	0	34	91	0	1,086	14	1	3	46	1,275
	Phillips	0	3	2	0	148	0	1	0	5	159
	Sedgwick	0	2	0	1	66	0	0	0	4	73
	Washington	0	10	5	0	168	0	2	0	6	191
	Yuma	2	0	15	0	327	3	2	1	22	372
	Total		3	74	231	3	2,723	24	7	6	109
14	Grand	0	15	52	1	337	6	1	0	16	428
	Moffat	1	13	62	0	364	5	2	3	21	471
	Routt	0	2	50	0	319	9	8	1	42	431
	Total	1	30	164	1	1,020	20	11	4	79	1,330
15	Baca	1	2	1	0	89	2	2	0	11	108
	Cheyenne	0	1	1	0	48	0	0	0	4	54
	Kiowa	0	2	0	0	32	0	0	0	1	35
	Prowers	0	37	12	0	768	4	4	0	19	844
	Total	1	42	14	0	937	6	6	0	35	1,041
16	Bent	1	11	1	0	150	2	1	0	38	204
	Crowley	1	5	4	0	84	1	0	0	26	121
	Otero	3	55	61	0	634	17	10	4	55	839
	Total	5	71	66	0	868	20	11	4	119	1,164
17	Adams	54	704	9,844	0	13,618	185	84	54	451	24,994
	Broomfield	3	43	703	0	870	24	2	2	49	1,696
	Total	57	747	10,547	0	14,488	209	86	56	500	26,690
18	Arapahoe-Aurora	24	748	4,880	6	5,429	198	25	8	633	11,951
	Arapahoe-Littleton	39	141	6,895	2	12,150	106	5	101	418	19,857
	Douglas	2	212	1,622	4	3,770	112	37	15	180	5,954
	Elbert	1	23	58	0	265	10	5	2	42	406
	Lincoln	1	18	8	0	120	2	0	0	9	158
	Total	67	1,142	13,463	12	21,734	428	72	126	1,282	38,326
19	Weld	13	433	1,713	4	5,948	69	24	6	283	8,493
20	Boulder	12	134	1,257	1	3,262	109	40	3	161	4,979
	Boulder-Longmont	0	99	269	0	1,291	31	13	1	93	1,797
	Total	12	233	1,526	1	4,553	140	53	4	254	6,776
21	Mesa	9	97	1,211	0	3,555	52	6	4	207	5,141
22	Dolores	0	0	2	0	17	1	0	0	11	31
	Montezuma	0	64	54	1	379	13	1	1	97	610
	Total	0	64	56	1	396	14	1	1	108	641
State Total		273	7,237	49,200	35	110,140	1,873	721	382	6,383	176,244
Percent of State Total		0.15%	4.11%	27.92%	0.02%	62.49%	1.06%	0.41%	0.22%	3.62%	100.00%

*Cases opened in another county -- "Change of Venue" is not a cause of action.

Table 30: County Court Misdemeanor Filings by Type, FY 2006

District	Court Location	Cruelty to				Violation				
		Alcohol	Animals	Arson	Assault	Animal Violation	Bail Conditions	Child Abuse	Criminal Mischief	Drugs
1	Gilpin	20	0	0	9	35	0	3	4	27
	Jefferson	356	9	8	359	353	2	391	134	998
	Total	376	9	8	368	388	2	394	138	1,025
3	Huerfano	5	0	0	8	0	0	1	8	30
	Las Animas	37	2	0	32	3	0	4	16	37
	Total	42	2	0	40	3	0	5	24	67
4	El Paso	251	99	12	561	251	3	280	253	1,570
	Teller	2	8	1	14	99	1	7	8	83
	Total	253	107	13	575	350	4	287	261	1,653
5	Clear Creek	29	0	0	8	46	10	7	3	60
	Eagle-Basalt	8	0	0	8	6	0	0	3	4
	Eagle Lake	64	0	0	46	30	3	14	7	94
	Summit	30	0	0	21	51	8	4	1	25
	Total	146	2	0	61	40	30	8	22	171
6	Archuleta	23	15	0	14	26	6	4	2	38
	La Plata	106	2	0	44	164	8	11	19	87
	San Juan	0	0	0	3	0	0	0	2	0
	Total	129	17	0	61	190	14	15	23	125
	7	Delta	39	1	0	26	22	3	16	13
Gunnison		29	0	0	26	17	8	6	10	54
Hinsdale		9	0	1	0	0	0	0	0	3
Montrose-Nucla		0	2	2	4	1	0	3	5	8
Montrose		2	3	3	30	21	6	26	12	86
Ouray		9	0	0	2	6	0	2	2	14
San Miguel		4	1	0	13	11	3	0	7	45
Total		92	7	6	101	78	20	53	49	270
8	Jackson	11	0	0	2	1	2	1	1	1
	Larimer	472	0	4	298	129	13	146	146	966
	Total	483	0	4	300	130	15	147	147	967
9	Garfield	85	0	0	26	15	1	11	10	55
	Garfield-Rifle	82	1	1	29	92	0	25	18	69
	Pitkin	3	0	0	22	3	3	3	14	24
	Rio Blanco-Meeker	18	0	0	12	0	3	3	3	45
	Total	6	1	0	6	0	0	3	6	23
10	Pueblo	154	15	0	106	338	0	81	30	106
11	Chaffee	14	0	0	24	9	7	11	0	80
	Custer	0	0	0	6	3	0	0	1	13
	Fremont	27	3	1	42	46	0	23	24	109
	Park	34	2	0	16	50	3	2	4	94
	Total	75	5	1	88	108	10	36	29	296

Table 30: County Court Misdemeanor Filings by Type, FY 2006

District	Court Location	Domestic						Municipal Appeal		
		Violence	Escape	Fraud	Forgery	Gambling	Harassment	Habitual Traffic	(Court Not of Record)	Menacing
1	Gilpin	37	0	68	225	93	22	3	0	0
	Jefferson	954	78	24	16	0	252	417	0	14
	Total	991	78	92	241	93	274	420	0	14
3	Huerfano	31	0	3	1	0	13	8	0	2
	Las Animas	84	0	5	0	0	29	21	0	10
	Total	115	0	8	1	0	42	29	0	12
4	El Paso	2,605	87	138	12	0	355	376	0	57
	Teller	101	1	2	0	30	24	0	0	1
	Total	2,706	88	140	12	30	379	376	0	58
5	Clear Creek	46	0	2	1	0	7	1	0	1
	Eagle-Basalt	23	0	0	0	0	7	0	0	1
	Eagle Lake	154	1	3	0	0	36	25	0	3
	Summit	60	0	0	0	0	21	0	0	0
	Total	132	0	2	1	0	29	1	0	3
6	Archuleta	415	1	7	2	0	100	27	0	8
	La Plata	37	0	2	0	0	13	0	0	0
	San Juan	250	1	2	0	0	12	12	0	0
	Total	1	0	0	0	0	1	0	0	0
7	Delta	288	1	4	0	0	26	12	0	0
	Gunnison	123	0	20	1	0	11	7	0	3
	Hinsdale	64	0	9	0	0	23	0	0	3
	Montrose-Nucla	1	0	0	0	0	2	4	0	0
	Montrose	8	0	2	0	0	2	1	0	0
	Ouray	161	8	53	1	0	20	21	0	0
	San Miguel	10	0	0	0	0	7	5	0	0
	Total	33	0	2	0	0	14	3	0	3
8	Jackson	400	8	86	2	0	79	41	0	9
	Larimer	0	0	2	0	0	4	0	0	0
	Total	999	6	5	8	0	237	151	0	13
9	Garfield	999	6	7	8	0	241	151	0	13
	Garfield-Rifle	116	1	2	0	0	16	6	0	2
	Pitkin	179	0	0	3	0	32	23	0	2
	Rio Blanco-Meeker	50	1	0	2	0	8	0	0	4
	Rio Blanco-Rangely	17	0	1	0	0	3	0	0	0
	Total	17	0	4	0	0	8	0	0	0
10	Pueblo	379	2	7	5	0	67	29	0	8
	Total	908	9	5	1	0	37	102	4	18
11	Chaffee	54	0	1	0	0	21	9	0	6
	Custer	4	1	7	0	0	5	0	0	0
	Fremont	191	0	91	0	0	87	0	0	7
	Park	50	0	1	0	0	14	0	0	1
	Total	299	1	100	0	0	127	9	0	14

Table 30: County Court Misdemeanor Filings by Type, FY 2006

District	Court Location	Public Peace and Order					Sex	
		Other	Indecency	Perjury	Prostitution	Offenses	Theft	
1	Gilpin	41	2	0	0	0	2	30
	Jefferson	1,022	23	1	378	7	49	420
	Total	1,063	25	1	378	7	51	450
3	Huerfano	49	0	0	5	0	0	19
	Las Animas	71	0	0	46	0	6	56
	Total	120	0	0	51	0	6	75
4	El Paso	565	42	1	243	7	114	460
	Teller	82	0	0	6	0	3	23
	Total	647	42	1	249	7	117	483
5	Clear Creek	34	0	0	9	0	0	2
	Eagle-Basalt	18	1	0	0	0	0	4
	Eagle Lake	38	2	0	86	0	5	31
	Summit	36	0	0	0	0	3	2
	Total	163	0	0	85	4	3	74
6	Archuleta	32	0	0	3	0	2	4
	La Plata	52	2	0	26	0	9	65
	San Juan	18	0	0	0	0	0	1
Total	102	2	0	29	0	11	70	
7	Delta	58	1	0	2	0	6	22
	Gunnison	15	3	0	29	0	5	11
	Hinsdale	0	0	0	0	0	0	0
	Montrose-Nucla	15	0	0	0	0	0	0
	Montrose	49	0	0	8	0	8	7
	Ouray	13	0	0	1	0	0	0
	San Miguel	17	0	0	7	0	0	4
Total	167	4	0	47	0	19	44	
8	Jackson	10	0	0	0	0	0	2
	Larimer	739	12	0	307	1	40	309
	Total	749	12	0	307	1	40	311
9	Garfield	48	2	0	12	0	3	15
	Garfield-Rifle	33	1	0	20	2	5	19
	Pitkin	26	0	0	2	0	0	14
	Rio Blanco-Meeker	9	0	0	0	0	0	1
	Rio Blanco-Rangely	15	0	0	5	0	0	1
Total	131	3	0	39	2	8	50	
10	Pueblo	86	0	0	103	2	21	107
11	Chaffee	34	1	0	2	0	0	16
	Custer	11	1	0	0	0	0	1
	Fremont	153	3	0	0	0	12	55
	Park	72	0	0	0	0	0	1
Total	270	5	0	2	0	12	73	

Table 30: County Court Misdemeanor Filings by Type, FY 2006

District	Court Location	Under Age				Criminal Attempt	Curfew Violation	Protection Order Violation	Total
		Trespass	Alcohol Offense	Wildlife	Weapon				
1	Gilpin	5	2	5	3	1	0	23	660
	Jefferson	109	1,195	99	101	0	2	235	8,006
	Total	114	1,197	104	104	1	2	258	8,666
3	Huerfano	1	9	12	2	0	0	19	226
	Las Animas	5	95	14	4	0	0	2	579
	Total	6	104	26	6	0	0	21	805
4	El Paso	161	1,139	35	183	2	105	412	10,379
	Teller	9	60	7	5	0	0	7	584
	Total	170	1,199	42	188	2	105	419	10,963
5	Clear Creek	7	54	22	0	0	0	20	369
	Eagle-Basalt	5	3	1	0	0	0	1	93
	Eagle Lake	23	119	19	6	0	0	37	846
	Summit	6	22	20	2	0	0	10	322
	Total	64	228	2	7	0	0	10	1,288
6	Archuleta	7	54	22	0	0	0	20	369
	La Plata	5	3	1	0	0	0	1	93
	San Juan	23	119	19	6	0	0	37	846
	Total	6	104	26	6	0	0	21	805
	Total	105	426	64	15	0	0	78	2,918
6	Archuleta	1	36	3	4	0	7	11	283
	La Plata	17	13	10	8	0	0	33	953
	San Juan	3	0	0	0	0	0	0	29
	Total	21	49	13	12	0	7	44	1,265
7	Delta	3	103	12	1	0	0	56	609
	Gunnison	11	52	25	3	0	0	5	408
	Hinsdale	9	0	12	0	1	0	0	42
	Montrose-Nucla	4	3	3	2	0	0	2	67
	Montrose	11	100	4	14	0	0	99	753
	Ouray	2	9	11	0	0	0	3	96
	San Miguel	13	23	2	3	0	0	8	216
	Total	53	290	69	23	1	0	173	2,191
8	Jackson	4	0	22	0	0	0	2	65
	Larimer	139	1,074	165	94	0	0	103	6,576
	Total	143	1,074	187	94	0	0	105	6,641
9	Garfield	7	78	4	11	0	0	16	542
	Garfield-Rifle	6	55	36	14	0	0	11	758
	Pitkin	6	63	9	3	0	0	1	261
	Rio Blanco-Meeker	9	0	32	5	0	0	0	161
	Rio Blanco-Rangely	7	28	13	2	0	0	3	148
	Total	35	224	94	35	0	0	31	1,870
10	Pueblo	19	355	151	22	0	17	403	3,200
11	Chaffee	5	41	38	2	0	0	11	386
	Custer	3	20	12	1	0	0	2	91
	Fremont	34	169	41	7	0	0	14	1,139
	Park	3	6	65	3	0	0	20	441
	Total	45	236	156	13	0	0	47	2,057

Table 30: County Court Misdemeanor Filings by Type, FY 2006

District	Court Location	Cruelty to				Violation				
		Alcohol	Animals	Arson	Assault	Animal Violation	Bail Conditions	Child Abuse	Criminal Mischief	Drugs
12	Alamosa	123	0	0	26	3	0	11	18	55
	Conejos	23	0	2	15	0	0	3	3	24
	Costilla	22	0	1	4	0	0	2	2	20
	Mineral	1	0	0	1	0	0	0	0	3
	Rio Grande	8	1	0	20	0	0	21	10	59
	Saguache	36	0	1	12	2	0	3	5	18
	Total	213	1	4	78	5	0	40	38	179
13	Kit Carson	10	0	0	19	4	0	3	4	20
	Logan	48	2	1	11	1	0	9	6	39
	Morgan	36	0	0	37	6	0	13	10	147
	Phillips	0	0	0	6	1	0	1	2	2
	Sedgwick	0	0	0	2	0	0	1	0	0
	Washington	7	1	0	15	1	2	2	3	4
	Yuma	7	0	0	6	0	0	6	3	16
	Total	108	3	1	96	13	2	35	28	228
14	Grand	33	0	0	19	56	2	7	4	81
	Moffat	42	2	0	19	24	1	11	13	34
	Routt	61	1	0	41	36	14	7	13	179
	Total	136	3	0	79	116	17	25	30	294
15	Baca	0	0	0	2	1	0	0	1	4
	Cheyenne	0	0	0	2	5	0	1	1	1
	Kiowa	0	0	0	2	0	0	0	0	0
	Prowers	35	2	0	10	6	0	4	18	38
	Total	35	2	0	16	12	0	5	20	43
16	Bent	3	3	0	11	14	0	3	5	7
	Crowley	0	0	0	5	0	0	0	3	6
	Otero	19	1	0	28	9	3	10	17	18
	Total	22	4	0	44	23	3	13	25	31
17	Adams	460	2	4	156	282	0	296	36	779
	Broomfield	2	1	0	37	1	0	44	15	37
	Total	462	3	4	193	283	0	340	51	816
18	Arapahoe-Aurora	4	8	0	113	4	0	366	31	267
	Arapahoe-Littleton	20	1	1	56	68	0	83	13	221
	Douglas	149	2	1	77	216	7	100	34	271
	Elbert	5	6	0	15	29	1	14	5	14
	Lincoln	4	0	1	4	0	2	6	2	24
	Total	182	17	3	265	317	10	569	85	797
19	Weld	225	9	3	168	100	0	137	62	309
20	Boulder	141	1	5	114	34	9	85	56	499
	Boulder-Longmont	5	0	0	45	35	3	65	21	117
	Total	146	1	5	159	69	12	150	77	616
21	Mesa	256	1	2	185	398	4	89	49	736
22	Dolores	0	0	0	3	0	0	0	0	4
	Montezuma	31	4	0	44	7	0	25	14	66
	Total	31	4	0	47	7	0	25	14	70
Statewide Total		3,891	214	55	3,208	3,211	171	2,524	1,267	9,198
Percent of State Total		5.14%	0.28%	0.07%	4.24%	4.24%	0.23%	3.33%	1.67%	12.15%

Table 30: County Court Misdemeanor Filings by Type, FY 2006

District	Court Location	Domestic						Municipal Appeal		
		Violence	Escape	Fraud	Forgery	Gambling	Harassment	Habitual Traffic	(Court Not of Record)	Menacing
12	Alamosa	60	0	88	1	0	68	23	0	2
	Conejos	24	0	9	0	0	19	2	0	3
	Costilla	21	0	3	0	0	8	6	0	1
	Mineral	1	0	0	0	0	0	0	0	0
	Rio Grande	56	0	46	0	0	22	0	0	1
	Saguache	27	0	7	0	0	8	11	0	4
	Total	189	0	153	1	0	125	42	0	11
13	Kit Carson	24	0	6	0	0	9	0	0	2
	Logan	80	0	5	0	0	16	21	0	2
	Morgan	115	1	5	0	0	15	34	0	1
	Phillips	7	0	0	0	0	3	0	0	1
	Sedgwick	2	0	2	0	0	1	0	0	1
	Washington	1	0	5	0	0	4	1	0	1
	Yuma	15	0	1	1	0	20	1	0	0
Total	244	1	24	1	0	68	57	0	8	
14	Grand	70	0	1	0	0	17	0	0	3
	Moffat	51	5	5	1	0	11	9	0	0
	Routt	67	1	15	0	0	40	0	0	8
	Total	188	6	21	1	0	68	9	0	11
15	Baca	14	0	1	0	0	2	2	6	0
	Cheyenne	3	1	2	0	0	4	1	0	0
	Kiowa	2	0	0	0	0	0	3	0	1
	Prowers	58	0	37	0	0	18	20	0	0
	Total	77	1	40	0	0	24	26	6	1
16	Bent	26	0	2	0	0	18	0	0	1
	Crowley	18	0	0	0	0	12	0	0	0
	Otero	113	0	6	0	2	46	0	0	4
	Total	157	0	8	0	2	76	0	0	5
17	Adams	1,204	8	1	3	0	56	453	0	6
	Broomfield	163	0	1	0	0	11	2	0	0
	Total	1,367	8	2	3	0	67	455	0	6
18	Arapahoe-Aurora	147	7	3	0	0	70	206	0	3
	Arapahoe-Littleton	753	5	0	1	0	49	118	0	3
	Douglas	574	2	5	3	0	66	54	0	2
	Elbert	39	0	0	0	0	17	0	0	2
	Lincoln	15	0	0	0	0	12	7	0	4
	Total	1,528	14	8	4	0	214	385	0	14
19	Weld	1,240	78	80	2	0	92	307	0	13
20	Boulder	471	53	3	3	0	103	55	0	16
	Boulder-Longmont	306	16	2	0	0	22	54	0	3
	Total	777	69	5	3	0	125	109	0	19
21	Mesa	723	5	9	1	0	128	1	3	6
22	Dolores	7	0	0	0	0	4	0	0	0
	Montezuma	126	2	13	0	0	19	19	0	1
	Total	133	2	13	0	0	23	19	0	1
Statewide Total		14,123	378	819	288	125	2,382	2,606	13	249
Percent of State Total		18.66%	0.50%	1.08%	0.38%	0.17%	3.15%	3.44%	0.02%	0.33%

Table 30: County Court Misdemeanor Filings by Type, FY 2006

District	Court Location	Public Peace and Order					Sex	
		Other	Public Indecency	Perjury	Prostitution	Offenses	Theft	
12	Alamosa	71	0	0	1	0	1	13
	Conejos	23	0	0	10	0	0	1
	Costilla	136	0	0	0	0	0	2
	Mineral	0	0	0	0	0	0	3
	Rio Grande	35	0	0	2	1	0	15
	Saguache	39	0	0	0	1	3	8
	Total	304	0	0	13	2	4	42
13	Kit Carson	28	0	0	17	2	1	6
	Logan	23	2	0	4	0	1	13
	Morgan	78	3	0	1	0	5	17
	Phillips	1	0	0	0	0	0	1
	Sedgwick	4	0	0	0	0	0	0
	Washington	6	0	0	0	0	0	6
	Yuma	21	0	0	1	0	0	3
	Total	161	5	0	23	2	7	46
14	Grand	22	1	0	29	0	0	18
	Moffat	36	1	0	1	0	2	20
	Routt	78	0	0	6	0	2	35
	Total	136	2	0	36	0	4	73
15	Baca	3	0	0	0	0	0	3
	Cheyenne	4	0	0	1	0	0	1
	Kiowa	4	0	0	0	0	0	1
	Prowers	14	0	0	15	0	1	25
	Total	25	0	0	16	0	1	30
16	Bent	14	0	0	2	0	1	19
	Crowley	13	0	0	5	0	0	3
	Otero	43	3	0	9	0	1	24
	Total	70	3	0	16	0	2	46
17	Adams	1,038	47	0	1	8	31	118
	Broomfield	124	1	0	0	0	3	172
	Total	1,162	48	0	1	8	34	290
18	Arapahoe-Aurora	364	13	0	1	6	35	78
	Arapahoe-Littleton	150	8	0	5	3	16	307
	Douglas	458	8	0	68	0	9	213
	Elbert	9	1	0	2	0	0	3
	Lincoln	94	2	0	2	0	2	16
	Total	1,075	32	0	78	9	62	617
19	Weld	302	1	0	62	3	26	174
20	Boulder	20	1	0	337	0	51	388
	Boulder-Longmont	81	0	0	89	0	19	39
	Total	101	1	0	426	0	70	427
21	Mesa	423	6	0	2	0	19	205
22	Dolores	0	0	0	1	0	0	2
	Montezuma	23	1	0	32	0	1	22
	Total	23	1	0	33	0	1	24
Statewide Total		7,406	195	2	2,091	47	526	3,750
Percent of State Total		9.78%	0.26%	0.00%	2.76%	0.06%	0.69%	4.95%

Table 30: County Court Misdemeanor Filings by Type, FY 2006

District	Court Location	Under Age				Criminal Attempt	Curfew Violation	Protection Order Violation	Total
		Trespass	Alcohol Offense	Wildlife	Weapon				
12	Alamosa	3	46	0	8	0	0	28	649
	Conejos	1	24	2	2	1	0	4	195
	Costilla	2	4	14	2	0	0	0	250
	Mineral	0	4	10	0	0	0	0	23
	Rio Grande	5	56	10	4	0	0	12	384
	Saguache	5	19	3	1	0	0	6	219
	Total	16	153	39	17	1	0	50	1,720
13	Kit Carson	3	35	0	1	0	0	11	205
	Logan	7	47	20	6	0	0	43	407
	Morgan	4	59	11	7	0	0	65	670
	Phillips	0	9	2	0	0	0	4	40
	Sedgwick	0	3	0	0	0	0	1	17
	Washington	0	5	2	1	0	0	2	69
	Yuma	0	11	2	0	0	0	9	123
	Total	14	169	37	15	0	0	135	1,531
14	Grand	16	103	39	2	0	0	14	537
	Moffat	17	40	37	3	0	0	29	414
	Routt	17	195	32	5	0	0	26	879
	Total	50	338	108	10	0	0	69	1,830
15	Baca	2	9	7	1	0	0	3	61
	Cheyenne	0	7	0	2	0	0	4	40
	Kiowa	0	1	3	2	0	0	1	20
	Prowers	15	50	1	6	0	0	19	392
	Total	17	67	11	11	0	0	27	513
16	Bent	4	8	6	0	0	0	3	150
	Crowley	3	26	1	1	0	0	16	112
	Otero	9	93	0	7	0	0	68	533
	Total	16	127	7	8	0	0	87	795
17	Adams	128	211	7	50	0	5	190	5,580
	Broomfield	3	9	0	1	0	0	6	633
	Total	131	220	7	51	0	5	196	6,213
18	Arapahoe-Aurora	21	608	10	24	0	147	27	2,563
	Arapahoe-Littleton	14	451	0	19	1	69	72	2,507
	Douglas	25	764	81	31	0	24	175	3,419
	Elbert	5	63	2	4	0	0	28	264
	Lincoln	4	41	6	0	0	0	6	254
	Total	69	1,927	99	78	1	240	308	9,007
19	Weld	43	351	37	48	0	0	80	3,952
20	Boulder	66	1,483	42	11	0	0	19	4,066
	Boulder-Longmont	17	22	21	13	0	0	21	1,016
	Total	83	1,505	63	24	0	0	40	5,082
21	Mesa	61	337	70	32	0	0	21	3,772
22	Dolores	0	12	3	3	0	0	3	42
	Montezuma	6	125	29	10	1	0	49	670
	Total	6	137	32	13	1	0	52	712
Statewide Total		1,217	10,485	1,416	819	7	376	2,644	75,703
Percent of State Total		1.61%	13.85%	1.87%	1.08%	0.01%	0.50%	3.49%	100.00%

Table 31: County Court Small Claims Filing by Type, FY 2006

District	Court Location	Change		Landlord Tenant	Money	Other	Total
		Covenant	of Venue				
1	Gilpin	0	2	0	10	0	12
	Jefferson	7	7	259	1,087	0	1,360
	Total	7	9	259	1,097	0	1,372
3	Huerfano	0	0	0	26	0	26
	Las Animas	0	0	2	114	0	116
	Total	0	0	2	140	0	142
4	El Paso	1	0	217	1,576	3	1,797
	Teller	0	0	0	102	0	102
	Total	1	0	217	1,678	3	1,899
5	Clear Creek	0	0	0	29	0	29
	Eagle-Basalt	0	0	0	19	0	19
	Eagle	0	0	0	198	0	198
	Lake	0	0	0	36	0	36
	Summit	0	0	0	162	0	162
	Total	0	0	0	444	0	444
6	Archuleta	0	0	0	54	0	54
	La Plata	1	0	0	186	0	187
	San Juan	0	0	0	7	0	7
	Total	1	0	0	247	0	248
7	Delta	0	0	0	155	1	156
	Gunnison	0	0	0	77	0	77
	Hinsdale	0	0	0	10	0	10
	Montrose-Nucla	0	0	0	20	0	20
	Montrose	2	0	29	172	1	204
	Ouray	2	0	2	16	1	21
	San Miguel	0	1	7	47	0	55
	Total	4	1	38	497	3	543
8	Jackson	0	0	0	21	0	21
	Larimer	0	0	4	791	0	795
	Total	0	0	4	812	0	816
9	Garfield	0	1	0	162	0	163
	Garfield-Rifle	0	0	0	93	0	93
	Pitkin	0	1	3	83	3	90
	Rio Blanco-Meeker	0	0	0	22	0	22
	Rio Blanco-Rangely	0	0	0	24	0	24
	Total	0	2	3	384	3	392
10	Pueblo	0	0	57	600	1	658
11	Chaffee	0	0	1	74	0	75
	Custer	0	0	0	14	0	14
	Fremont	0	0	0	173	0	173
	Park	0	1	2	36	0	39
	Total	0	1	3	297	0	301

Table 31: County Court Small Claims Filing by Type, FY 2006

District	Court Location	Change		Landlord Tenant	Money	Other	Total
		Covenant	of Venue				
12	Alamosa	0	0	0	81	1	82
	Conejos	0	0	0	26	0	26
	Costilla	0	0	0	19	0	19
	Mineral	0	0	1	9	0	10
	Rio Grande	0	0	2	38	0	40
	Saguache	0	0	0	25	1	26
	Total	0	0	3	198	2	203
13	Kit Carson	0	0	0	44	0	44
	Logan	0	0	9	68	0	77
	Morgan	0	0	2	123	0	125
	Phillips	0	0	1	26	0	27
	Sedgwick	0	0	0	11	0	11
	Washington	0	0	0	17	0	17
	Yuma	0	0	0	42	0	42
	Total	0	0	12	331	0	343
14	Grand	0	0	5	50	0	55
	Moffat	0	0	9	51	0	60
	Routt	0	1	0	102	0	103
	Total	0	1	14	203	0	218
15	Baca	0	0	0	22	0	22
	Cheyenne	0	0	0	4	0	4
	Kiowa	0	0	0	7	0	7
	Prowers	0	0	7	68	0	75
	Total	0	0	7	101	0	108
16	Bent	0	0	1	45	0	46
	Crowley	0	0	0	36	0	36
	Otero	0	0	5	96	0	101
	Total	0	0	6	177	0	183
17	Adams	0	15	65	1,018	0	1,098
	Broomfield	0	1	0	128	0	129
	Total	0	16	65	1,146	0	1,227
18	Arapahoe-Aurora	0	9	0	908	0	917
	Arapahoe-Littleton	0	8	0	732	0	740
	Douglas	0	0	0	504	0	504
	Elbert	0	1	1	52	2	56
	Lincoln	0	0	0	16	0	16
	Total	0	18	1	2,212	2	2,233
19	Weld	1	4	101	626	2	734
20	Boulder	0	0	0	510	0	510
	Boulder-Longmont	0	0	0	227	0	227
	Total	0	0	0	737	0	737
21	Mesa	1	0	28	476	1	506
22	Dolores	0	0	0	7	1	8
	Montezuma	1	0	2	62	0	65
	Total	1	0	2	69	1	73
Statewide Total		16	52	822	12,472	18	13,380
Percent of State Total		0.12%	0.39%	6.14%	93.21%	0.13%	100.00%

Table 32: County Court Traffic Filings by Type, FY 2006

District	Court Location	Driving Under Suspension, Revocation or Denial	Driving Under the Influence	Driving While Ability Impaired	Municipal Appeal (Court Not of Record)	Motor Vehicle	Total
1	Gilpin	73	119	11	0	363	566
	Jefferson	6,403	2,661	123	0	9,293	18,480
	Total	6,476	2,780	134	0	9,656	19,046
3	Huerfano	139	47	4	0	350	540
	Las Animas	277	157	9	0	712	1,155
	Total	416	204	13	0	1,062	1,695
4	El Paso	6,440	3,585	134	0	12,332	22,491
	Teller	237	225	35	0	359	856
	Total	6,677	3,810	169	0	12,691	23,347
5	Clear Creek	271	173	14	0	1,300	1,758
	Eagle-Basalt	68	57	4	0	74	203
	Eagle Lake	386	362	17	0	974	1,739
	Summit	102	113	4	0	186	405
	Total	406	452	26	0	1,450	2,334
6	Archuleta	76	66	1	0	153	296
	La Plata	530	546	19	0	892	1,987
	San Juan	0	2	0	0	33	35
	Total	606	614	20	0	1,078	2,318
	Delta	236	130	11	0	421	798
7	Gunnison	122	170	14	0	198	504
	Hinsdale	0	1	0	0	10	11
	Montrose	327	251	24	2	586	1,190
	Ouray	25	22	0	0	136	183
	San Miguel	77	69	5	0	126	277
	Montrose-Nucla	22	15	0	0	42	79
	Total	809	658	54	2	1,519	3,042
	8	Jackson	6	8	0	0	49
8	Larimer	2,771	2,324	77	0	6,013	11,185
	Total	2,777	2,332	77	0	6,062	11,248
9	Garfield	402	335	25	0	890	1,652
	Garfield-Rifle	472	244	10	0	736	1,462
	Pitkin	111	196	9	0	200	516
	Rio Blanco-Meeker	53	64	3	0	244	364
	Total	45	38	6	0	115	204
9	Rio Blanco	1,083	877	53	0	2,185	4,198
	Total	1,537	937	23	3	1,941	4,441
10	Pueblo	1,537	937	23	3	1,941	4,441
	Chaffee	292	108	1	0	410	811
	Custer	10	20	1	0	48	79
	Fremont	513	301	17	0	848	1,679
	Total	316	116	13	0	518	963
11	Park	1,131	545	32	0	1,824	3,532
	Total	1,131	545	32	0	1,824	3,532

Table 32: County Court Traffic Filings by Type, FY 2006

District	Court Location	Driving Under Suspension, Revocation or Denial	Driving Under the Influence	Driving While Ability Impaired	Municipal Appeal (Court Not of Record)	Motor Vehicle	Total
12	Alamosa	352	253	17	0	274	896
	Conejos	103	83	6	0	198	390
	Costilla	2	38	3	0	178	221
	Mineral	11	6	0	0	55	72
	Rio Grande	289	124	10	0	545	968
	Saguache	81	65	4	0	407	557
	Total		838	569	40	0	1,657
13	Kit Carson	222	60	0	0	422	704
	Logan	276	154	23	0	472	925
	Morgan	420	185	17	0	856	1,478
	Phillips	16	12	0	0	39	67
	Sedgwick	11	17	0	0	58	86
	Washington	82	22	0	0	159	263
	Yuma	87	73	3	0	178	341
	Total		1,114	523	43	0	2,184
14	Grand	206	187	1	0	676	1,070
	Moffat	139	73	5	0	374	591
	Routt	229	232	9	0	639	1,109
	Total		574	492	15	0	1,689
15	Baca	60	24	3	0	174	261
	Cheyenne	56	6	0	0	99	161
	Kiowa	51	13	0	0	230	294
	Prowers	269	96	8	0	964	1,337
	Total		436	139	11	0	1,467
16	Bent	85	25	2	0	96	208
	Crowley	41	11	0	0	89	141
	Otero	387	172	10	0	356	925
	Total		513	208	12	0	541
17	Adams	5,992	3,582	68	0	10,312	19,954
	Broomfield	82	295	12	0	1,462	1,851
	Total		6,074	3,877	80	0	11,774
18	Arapahoe-Aurora	3,734	1,266	26	0	6,948	11,974
	Arapahoe-Littleton	2,335	1,089	19	0	3,347	6,790
	Douglas	1,725	1,142	32	0	4,719	7,618
	Elbert	88	98	5	0	481	672
	Lincoln	130	25	1	0	414	570
	Total		8,012	3,620	83	0	15,909
19	Weld	3,092	1,601	111	0	5,698	10,502
20	Boulder	1,398	1,623	195	0	4,236	7,452
	Boulder-Longmont	705	368	34	0	1,102	2,209
	Total		2,103	1,991	229	0	5,338
21	Mesa	1,339	883	51	0	2,379	4,652
22	Dolores	29	12	2	0	67	110
	Montezuma	381	217	13	0	819	1,430
	Total		410	229	15	0	886
Statewide Total		47,250	28,046	1,330	5	91,524	168,155
Percent of State Total		28%	17%	1%	0%	54%	100%

Section V: Water Court



40 years of merit selection:

*No litigant in a Colorado court
needs to fear
that the opposing party
was a contributor
to the judge's campaign.*



WATER COURT JUDGES

Division One	Greeley	Roger A. Klein
Division Two	Pueblo	C. Dennis Maes
Division Three	Alamosa	O. John Kuenhold
Division Four	Montrose	J. Steven Patrick
Division Five	Glenwood Springs	T. Peter Craven
Division Six	Steamboat Springs	Michael A. O'Hara, III
Division Seven	Durango	Gregory G. Lyman

Water Court

The Water Right Determination and Administration Act of 1969 created seven water divisions based upon the drainage patterns of major rivers in Colorado: South Platte, Arkansas, Rio Grande, Gunnison, Colorado, White and San Juan Rivers. Each water division is staffed by a division engineer, appointed by the state engineer; a water judge, appointed by the Colorado Supreme Court; a water referee, appointed by the water judge; and a water clerk, assigned by the district court.

Water judges are district judges who have jurisdiction in the determination of water rights, the use and administration of water, and all other water matters within the jurisdiction of the water division. There are no jury trials in water courts, and all appeals are filed directly with the Colorado Supreme Court.

All water courts operate under a standard case definition approved by the Colorado Supreme Court in 1981. This made possible the establishment of water court filing standards, which have been reported annually by water divisions since July 1, 1981.

Specific information regarding each of the seven water divisions is available at <http://www.courts.state.co.us/supct/supctwaterctindex.htm>.

Table 33: Water Court Filings, Claims, and Percent Change: FY 2005, FY 2006

Division	FY05	FY06	Percent Change
One - Weld County, Greeley			
Filings	359	348	-3.06%
Claims	1,916	1,561	-18.53%
Two - Pueblo County, Pueblo			
Filings	130	116	-10.77%
Claims	610	693	13.61%
Three - Alamosa County, Alamosa			
Filings	22	20	-9.09%
Claims	71	79	11.27%
Four - Montrose County, Montrose			
Filings	187	305	63.10%
Claims	335	1,015	202.99%
Five - Garfield County, Glenwood Springs			
Filings	268	313	16.79%
Claims	1,143	1,499	31.15%
Six - Routt County, Steamboat Springs			
Filings	61	84	37.70%
Claims	101	259	156.44%
Seven - La Plata County, Durango			
Filings	82	117	42.68%
Claims	226	252	11.50%
State Total			
Filings	1,109	1,303	17.49%
Claims	4,402	5,358	21.72%

Section VI: Office of Dispute Resolution



40 years of merit selection:

*Coloradans can be proud
of their judges,
and their judges can be proud
to serve the citizens of Colorado.*



The Office of Dispute Resolution

The Office of Dispute Resolution (ODR) was created by the Colorado Dispute Resolution Act in 1983. The ODR's mission is to establish or make available dispute resolution programs and related services throughout the state, as designated by the Chief Justice of Colorado's Supreme Court. The courts were encouraged to expand use of the Dispute Resolution Act by HJR 97-1020.

ODR assists the courts in designing, implementing, and administering dispute resolution programs, including multi-door courthouse programs which provide case screening to assist in matching cases to an appropriate dispute resolution process. ODR also provides dispute resolution services, including mediation and other services; helps establish Colorado's dispute resolution policies; provides information to the public regarding dispute resolution and Colorado's dispute resolution programs; collaborates with other individuals and organizations, including governmental units, such as bar associations, community mediation centers, schools, private and public dispute resolution programs, and others to increase access to dispute resolution services; consults with state and local governments regarding the design, implementation, and administration of dispute resolution programs; and provides dispute resolution education and training.

ODR first began mediating cases in FY 1985, with 54 domestic relations cases. In FY 2006, an estimated 5,130 domestic relations, civil, criminal, juvenile, dependency and neglect, truancy, county court, and probate cases were filed with ODR from 19 of the state's 22 judicial districts. Of these, 4,378 were mediated or provided other ADR services; the remaining cases were withdrawn by the parties for a variety of reasons, including settlement prior to mediation. Mediation services constituted approximately 94% of ODR's services in FY2006. Other dispute resolution services provided included parenting coordination, parenting facilitation, family group conferences, settlement conferences, senior judge ADR Settlement Conferences, senior judge ADR screening conferences, and arbitration.

From the early 1990's through FY05, ODR was cash funded by the fees paid for ADR services. Beginning in FY06, ODR instead receives a general fund appropriation for program/administrative costs, and the parties pay the mediators directly for their services. ODR continues to provide free mediation services for indigent parties and subsidized mediation services for low-income parties in cases involving parenting issues, and has expanded its free ADR services for other indigent parties and for dependency and neglect cases, based on its general fund appropriation and its continuing receipt of the federal Access and Visitation Program grant funds. Beginning in FY06, ODR also began offering mini-grants for community conflict resolution and restorative justice services. General information regarding the Office of Dispute Resolution is available at www.ColoradoODR.org.

Table 33: ADR Services Provided by Case Type and Disposition Percentage FY2006¹

Case Type	Cases partially or completely resolved	Cases not resolved ²	Cases served left with proposal ³	Cases inappropriate for ADR	Cases ongoing	Total # of cases ADR provided ⁴	ADR not provided ⁵	Total cases filed with ODR ⁶
Domestic Percentage	1,925 65%	625 21%	288 10%	43 1%	91 3%	2,972	678	3,650
District Civil Percentage	171 50%	115 33%	45 13%	3 1%	12 3%	346	62	408
Juvenile Percentage	85 66%	30 23%	8 6%	3 2%	4 3%	130	23	153
Criminal Percentage	167 83%	30 14%	2 1%	2 1%	1 1%	202	17	219
County Civil Percentage	125 55%	60 26%	38 17%	2 1%	2 1%	227	33	260
Dependency & Neglect Percentage	281 76%	18 5%	37 10%	4 1%	28 8%	368	23	391
Probate Percentage	2 20%	5 70%	1 10%	0 0%	0 0%	8	2	10
Small Claim Percentage	1 100%	0 0%	0 0%	0 0%	0 0%	1	1	2
Truancy Percentage	23 88%	2 8%	0 0%	1 4%	0 0%	26	0	26
Other Percentage	4 80%	1 20%	0 0%	0 0%	0 0%	5	0	5
Total Cases Provided Percentage	2,784 65%	886 21%	419 10%	58 1%	138 3%	4,285	839	5,124

¹ This report does not include 70 district court civil cases from the 4th Judicial District in which a senior judge provided assistance with discovery disputes. This assistance was only focused on discovery issues and was not intended to settle the case.

² No agreement was reached or award entered at time of service. The parties may or may not have settled subsequent to ADR service, therefore, this information is not available.

³ A proposed agreement was reached at time of service, but not signed. Parties left with proposal. Information is not available as to whether the agreement was finalized.

⁴ There were 18 cases for which mediation services had been provided in FY2006 in Boulder District Court (JD20) for which information is currently not available to determine outcomes. Case types are as follows: 12 domestic, 1 juvenile and 5 county court civil.

⁵ ADR was not provided for a variety of reasons, including settlement prior to mediation, refusal by one party, decision to use another provider, and other.

⁶ Total number of cases filed indicates the number of party contacts to initiate ADR services (mediation, arbitration, parenting coordination, etc.)

Table 34: ADR Services Provided by District and Case Type, FY 2006*

Judicial District	District		County		Dependency		Small		Total Cases Served
	Domestic	Civil	Juvenile	Criminal	Civil	& Neglect	Probate	Claims	
1	123	28	3	0	0	0	0	0	154
2	231	55	66	0	0	105	1	0	484
3	29	0	0	0	0	0	1	0	30
4	972	141	3	202	188	256	2	0	1,769
5	12	6	1	0	1	0	0	0	20
6	5	0	1	0	0	0	0	0	6
7	2	6	0	0	0	0	0	0	8
8	331	2	13	0	0	0	0	0	346
9	18	1	1	0	0	0	0	0	20
10	315	4	10	0	21	0	4	1	355
11	125	4	2	0	0	0	0	0	131
12	0	0	0	0	0	0	0	0	0
13	86	0	2	0	0	1	0	0	89
14	12	0	0	0	0	0	0	0	12
15	1	0	0	0	0	0	0	0	1
16	9	0	0	0	0	0	0	0	9
17	62	6	1	0	0	0	0	0	69
18	390	118	12	0	16	0	0	0	536
19	80	1	5	0	1	6	0	0	93
20	35	43	1	0	5	0	0	0	84
21	146	1	10	0	0	0	0	0	157
22	0	0	0	0	0	0	0	0	0
State Total	2,984	416	131	202	232	368	8	1	4,373

*Mediation Services constituted approximately 94% of ODR's services in FY 2006. For detail concerning mediation services see Table 35 of this report. Other dispute resolution services provided include parenting coordination, parenting facilitation, family group conferences, settlement conferences, senior judge ADR Settlement Conferences, senior judge ADR screening, conferences and arbitration.

Table 35: Mediation Services Provided by District and Case Type, FY 2006

Judicial District	District		County			Small			Total Cases Served		
	Domestic	Civil	Juvenile	Criminal	Civil	Dependency & Neglect	Probate	Claims		Other	Truancy
1	123	28	3	0	0	0	0	0	0	0	154
2	177	55	41	0	0	24	1	0	0	26	324
3	29	0	0	0	0	0	1	0	0	0	30
4	971	69	3	201	188	255	2	0	5	0	1,694
5	12	6	1	0	1	0	0	0	0	0	20
6	5	0	1	0	0	0	0	0	0	0	6
7	2	6	0	0	0	0	0	0	0	0	8
8	331	2	13	0	0	0	0	0	0	0	346
9	18	1	1	0	0	0	0	0	0	0	20
10	315	4	10	0	21	0	4	1	0	0	355
11	125	4	2	0	0	0	0	0	0	0	131
12	0	0	0	0	0	0	0	0	0	0	0
13	86	0	2	0	0	1	0	0	0	0	89
14	12	0	0	0	0	0	0	0	0	0	12
15	1	0	0	0	0	0	0	0	0	0	1
16	9	0	0	0	0	0	0	0	0	0	9
17	62	5	1	0	0	0	0	0	0	0	68
18	390	117	12	0	16	0	0	0	0	0	535
19	80	0	4	0	1	0	0	0	0	0	85
20	35	43	1	0	5	0	0	0	0	0	84
21	146	1	10	0	0	0	0	0	0	0	157
22	0	0	0	0	0	0	0	0	0	0	0
State Total	2,929	341	105	201	232	280	8	1	5	26	4,128

Section VII: Financial Information



40 years of merit selection:

*Colorado is one of thirty-two states
that use citizen nominating commissions
to help the Governor select judges.*



FINANCIAL INFORMATION

In Fiscal Year 2006, the Judicial Branch had a budget of \$245.2 million (\$175.7 million in general funds and \$69.5 million in cash and federal funds) and 2,992.5 full-time equivalent staff. This reflects a net increase of \$14.7 million over the original FY 2005 appropriation. This increase was primarily due to the partial restoration of the 14% staff cut in FY2004. This included 62 probation staff, and funding for year three of the judgeships approved in HB01-1075 (6 judges and 24 staff).

In FY2006, personnel costs of \$152.8 million comprised the largest portion of the \$245.2 million budget. Benefits accounted for \$13.9 million, operating costs \$10.2 million, victims' compensation and assistance programs \$21.7 million dollars and \$13.3 million was appropriated to mandated costs for court appointed counsel, jury and court costs. The remaining \$33.4 million was appropriated in various areas including federal funds and grants, the collections program, training, courthouse furnishings, leased space and other miscellaneous items.

	FY2006 Total Funds (millions)
Personal Services (non Judge)	\$123.0
Personal Services (Judge)	\$29.8
Benefits	\$13.9
Operating	\$10.2
Mandated Costs	\$13.3
Victims Comp/Assistance	\$21.7
Other	\$33.4
Total	\$245.2

The Judicial Branch's FY2006 appropriation represented 1.6% of the State of Colorado's total appropriated budget.

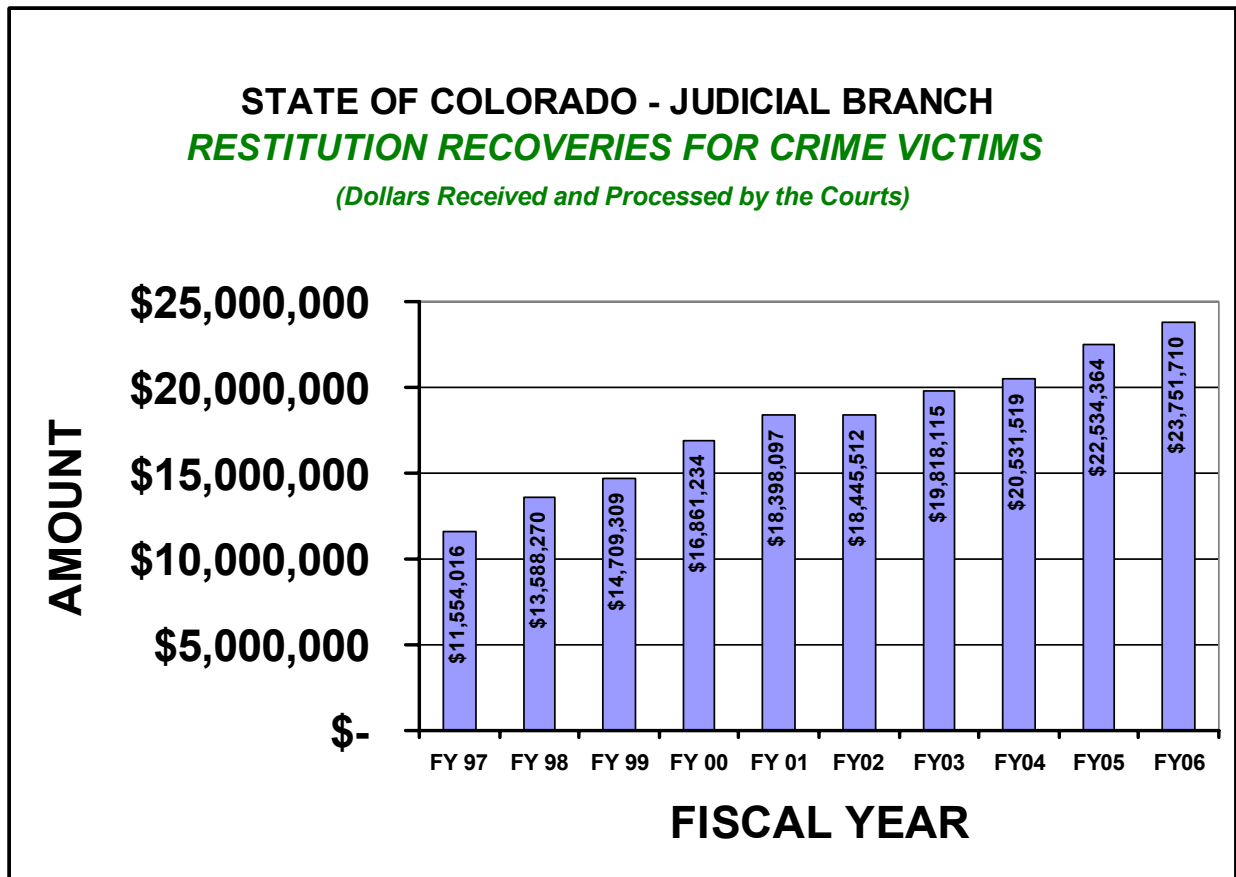
**COLORADO JUDICIAL BRANCH
COLLECTIONS
FISCAL YEAR 2005-06**

CATEGORY	AMOUNT
GENERAL FUND	
1% Asset Forfeiture	\$ 90,160
Copy Work, Certifications, etc.	\$ 822,366
Court Registry Interest, NSF Fees, and Other Miscellaneous Fees	\$ 138,668
Miscellaneous Civil/Probate Docket Fees and Related	\$ 15,875,516
Miscellaneous Criminal Docket Fees and Related	\$ 7,638,548
Public Defender Fees	\$ 85,541
Supreme Court Docket Fee Tax (Non-Appeal Filings)	\$ 362
Unclaimed Funds	\$ 236,759
Victims Assistance (General Fund Portion)	\$ 2,224,634
Water Case Filing & Mailing Fees	\$ 211,781
Subtotal	\$ 27,324,335
Percentage of Total	18.9%
HIGHWAY USER'S TRUST FUND	
D.U.I. Fines	\$ 1,358,913
Traffic Fines & Forfeits	\$ 8,590,234
Subtotal	\$ 9,949,147
Percentage of Total	6.9%
VICTIM FUNDS	
Restitution (Reimbursements to Victims of Crime for Losses Incurred)	\$ 23,751,710
Victims Assistance Surcharges (for Local and State Victims Assistance Grant Programs)	\$ 13,571,764
Victims Compensation Costs (for Local Victims Compensation Programs)	\$ 9,456,232
Subtotal	\$ 46,779,706
Percentage of Total	32.4%
OTHER SPECIAL PURPOSES AND FUNDS	
Alcohol Evaluation/Supervision Fees	\$ 4,751,609
Animal Cruelty Surcharges (for Division of Criminal Justice)	\$ 3,110
Attorney Fee Reimbursements	\$ 151,881
Colorado Children's Trust Fund (for Dept. of Public Health and Environment)	\$ 330,828
Continuing Legal Education Fund	\$ 359,283
Data Access Fees	\$ 1,984,697
Displaced Homemaker Fee (for Dept. of Labor and Employment)	\$ 104,811
Drug Offender Surcharge Cash Fund (for Various Criminal Justice Agencies)	\$ 4,205,808
Drug Offender Surcharge Cost Recov. Portion	\$ 230,661
Family Friendly Courts Surcharge	\$ 340,947
Family Stabilization Fees (for Dept. of Human Services)	\$ 2,561,191
Felony, Misdemeanor Fines (Judicial Fines Collection Cash Fund)	\$ 1,623,378
Judicial Performance Fund	\$ 780,902
Judicial Stabilization Fund	\$ 10,776,841
Law Enforcement Assistant Fees (for Dept. of Health and Environment, Transportation Safety, Human Services)	\$ 2,053,995
Law Examiner Board Fund	\$ 1,002,986
Municipalities & Counties Share of Fees & Fines Collected	\$ 7,931,132
Offender ID Fund (for Dept. of Public Safety and Judicial Dept.)	\$ 63,493
Office of Dispute Resolution Fund	\$ 35,003
Outstanding Judgment & Warrant Fees (Judicial Dept. portion)	\$ 1,316,845
Persistent Drunk Driver Surcharge (for Dept. of Transportation, Revenue, Human Services)	\$ 818,445
Probation Supervision Fees (for Judicial Offender Services Fund)	\$ 8,040,784
Sex Offender Surcharge Fund (for Various Criminal Justice Agencies)	\$ 450,990
Supreme Court Committee Fund (Attorney Regulation)	\$ 6,138,470
Supreme Court Law Library Fund	\$ 347,889
Tax- Vital Statistics (for Dept. of Public Health and Environment)	\$ 79,622
Time Payment/Late Fees (Judicial Collection Enhancement Fund)	\$ 2,661,310
Traumatic Brain Injury Surcharges (for Dept. of Human Services)	\$ 690,056
Useful Public Service Fees Collected (Judicial Operated Programs)	\$ 390,343
Wildlife Fund (for Dept. of Natural Resources)	\$ 128,099
Youthful Offender Surcharge	\$ 21
Subtotal	\$ 60,355,430
Percentage of Total	41.8%
TOTAL ALL CATEGORIES	\$ 144,408,618

JUDICIAL BRANCH COLLECTIONS

In Fiscal Year 2006, the state courts throughout Colorado collected \$23.7 million in restitution for victims of crime along with \$120 million in other statutory fines, fees, and costs. Collection efforts are concentrated in Collections Investigator offices in the local courts and probation departments. Under this statewide program, the Judicial Branch has implemented a variety of proactive strategies and procedures to maximize the collection of restitution, fines and fees. Examples include: investigating offender assets and earnings; issuing wage attachments; locating offenders who are trying to avoid their financial obligations to the court; intercepting state income tax refunds, lottery winnings, and property previously unclaimed; bank account garnishments; suspensions of drivers licenses; and referrals of accounts to private collection agencies. In addition to Collections Investigators, other personnel also play key roles in collections including judges, clerks, probation officers, court administrators, district attorneys and other criminal justice agencies.

Helping make victims of crime whole through the recovery of restitution continues to be a major emphasis. The chart below shows the restitution recoveries over the last ten years.



FY 2006 Final Appropriations

Chart 6: FY2006 Statewide Total Appropriations

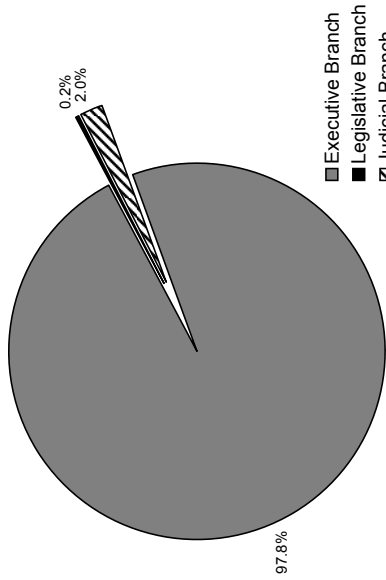


Chart 7: FY 2006 Judicial Appropriation By Agency

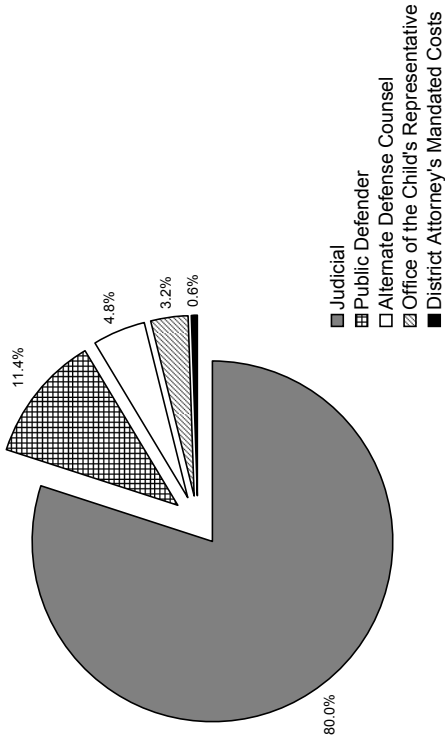


Chart 8: FY2006 Judicial Appropriation by Major Program

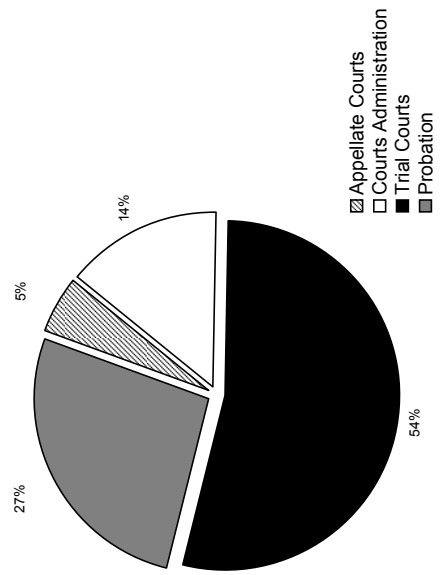
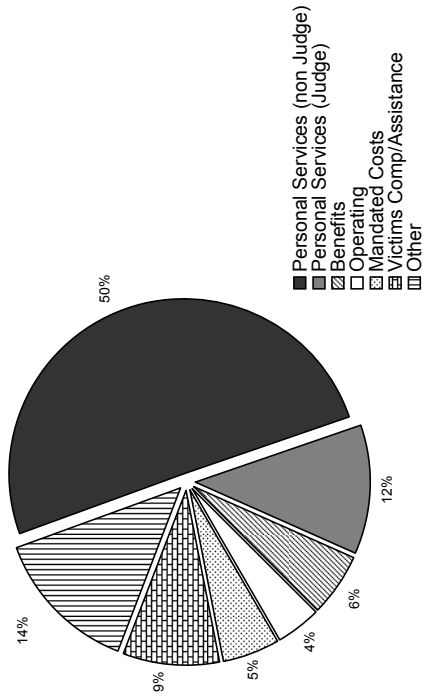


Chart 9: FY 2006 Judicial Appropriation By Major Cost Category



Section VIII: Colorado Probation



40 years of merit selection:

Colorado's method of selecting judges is based on skills, expertise and experience, not political connections or popularity.



CHIEF PROBATION OFFICERS

FIRST
JUDICIAL DISTRICT
Mike Riede

SECOND ADULT
JUDICIAL DISTRICT
Bob Mowatt
Fran Jamison, Deputy

SECOND JUDICIAL
DISTRICT JUVENILE
Shawn Cohn

THIRD
JUDICIAL DISTRICT
Bernie Fay

FOURTH
JUDICIAL DISTRICT
Jack Ruszczyk

FIFTH
JUDICIAL DISTRICT
Laurel Lamont

SIXTH
JUDICIAL DISTRICT
Steven W. Brittain

SEVENTH
JUDICIAL DISTRICT
Carrol Warner

EIGHTH
JUDICIAL DISTRICT
Paul Cooper

NINTH
JUDICIAL DISTRICT
Shawnee Barnes

TENTH
JUDICIAL DISTRICT
David Simental

ELEVENTH
JUDICIAL DISTRICT
Lisa Lane

TWELFTH
JUDICIAL DISTRICT
Richard Pacheco

THIRTEENTH
JUDICIAL DISTRICT
Steven Proctor

FOURTEENTH
JUDICIAL DISTRICT
Dennis Martinez

FIFTEENTH
JUDICIAL DISTRICT
Amy Hobbs

SIXTEENTH
JUDICIAL DISTRICT
Tobin Wright

SEVENTEENTH
JUDICIAL DISTRICT
Mike Garcia

EIGHTEENTH
JUDICIAL DISTRICT
Robin Leaf
Margaret Milner, Deputy

NINETEENTH
JUDICIAL DISTRICT
Kevin Nelan
Mary Nagler, Deputy

TWENTIETH
JUDICIAL DISTRICT
Greg Brown

TWENTY-FIRST
JUDICIAL DISTRICT
Susan Gilbert

TWENTY-SECOND
JUDICIAL DISTRICT
Steven W. Brittain

Updated 9/06

COLORADO PROBATION

*Colorado Probation is Committed to Public Safety, Victim and Community
Reparation through Offender Accountability, Skill and Competency Development
and Services to the Communities of Colorado.*

The Statement of Common Ground was developed to clearly identify the critical functions of justice that unify all probation departments in carrying out their mission. Probation's commitment to these practices requires the implementation of innovative approaches to offender assessment, supervision, victim involvement and services to the community. As new research becomes available and as best practices evolve it is necessary to adapt Probation's practices to better serve the public and increase public safety for the residents of Colorado.

This year's statistical report reflects our commitment to improve results, protect the public, reduce the overall cost of the correctional system and increase services to victims of crime.

Probation Programs

The Colorado Judicial Department administers adult and juvenile probation in the state's 22 judicial districts. This includes 23 probation departments with 53 separate probation offices throughout the state. The Division of Probation Services develops and publishes guidelines and standards for regular probation supervision and all specialized probation programs. Within the limits of statute and these state standards, each district is free to develop and structure programs that address the needs of the local court and the community. In all districts, offenders are assessed on risk and need factors. Based on this assessment, those placed on regular probation are put on minimum, medium or maximum supervision.

The number of adult offenders sentenced to probation in FY 2006 was 22,531 and on June 30, 2006 there were 34,534 adult offenders on supervision. In FY 2006, 56 percent of adults completed regular state probation successfully.

In Fiscal Year 2006, 6,215 juvenile offenders were sentenced to probation and on June 30, 2006 there were 7,187 juvenile offenders on supervision. In FY 2006, 70 percent of juveniles completed regular state probation successfully.

High Risk Offender Programs

Specialized programs provide the court with community sentencing options for high-risk offenders and are offered only through state probation. Three main goals drive specialized probation programs. They are to assess criminal risk and provide enhanced levels of supervision; target offenders' service needs that relate to ongoing criminal activity; and identify and make referrals for appropriate treatment and services to reduce criminal behavior. Offenders must meet certain criteria, based on assessed risk and need, before being screened for placement in a specialized probation program. These programs offer specialized assessments, offense specific treatment, electronic monitoring, cognitive skills training, educational assessments, and literacy and employment programs. These high risk offender programs include adult intensive supervision; juvenile intensive supervision; the female offender program; and sex offender intensive supervision for adults.

Adult Intensive Supervision Probation

The Adult Intensive Supervision Probation (AISP) Program was implemented statewide in FY 1982, as a community sentencing alternative to incarceration for selected high risk adult offenders. In FY 1997, as a result of its proven effectiveness, the General Assembly approved expansion of the program's capacity from 750 to 1,500 offenders annually. The program is designed to deliver intensive case management that includes daily contact with the offender, increased levels of drug testing, curfews, electronic monitoring, home visits and required employment or educational/vocational efforts and attendance in treatment, as deemed necessary. There are 59.75 FTE AISP officers and the number of offenders assigned to an AISP officer is capped at 25. In FY 2006, 731 offenders successfully completed the program and were diverted from the Department of Corrections.

Juvenile Intensive Supervision Probation

The Juvenile Intensive Supervision Probation (JISP) Program was implemented in FY 1991 as a community sentencing option for selected high risk juvenile offenders. As a result of its proven effectiveness the General Assembly approved expansion of the program sufficient to allow its existence in all 22 judicial districts. The program is designed to deliver intensive case management to include monitoring of school progress, referral for remedial educational assistance, home visits, electronic monitoring, drug testing, skill building and treatment services, as required. There are 27.25 FTE JISP officers and the number of juveniles assigned to a JISP officer is capped at 18. In FY 2006, 223 juveniles successfully completed the program who might otherwise have served sentences in the Division of Youth Corrections.

Female Offender Program

The Female Offender Program (FOP) was initially a grant funded pilot project developed in FY 1991, to intervene in the lives of high risk, substance abusing female offenders. In FY 1995 the General Assembly, based on the results of the pilot program, provided state funding. The program is designed to deliver intensive gender based case management to include frequent contact, skill building, regular employment or vocational/educational efforts, drug testing, home visits, electronic monitoring and participation in treatment, as required. The program was terminated in FY 2004 as a result of required budget reductions. There was a 0% recidivism rate, for two years following termination from probation, for those offenders that successfully completed the program in FY 2001 and FY 2002. The FOP was re-funded to its previous level in FY 2005. There are 9.5 FTE FOP officers located in the 10 judicial districts that collectively account for 80% of women sentenced to DOC. The number of women assigned an FOP officer is capped at 30. In FY 2006, 64 women successfully completed the program and were diverted from the Department of Corrections.

Sex Offender Intensive Supervision Probation

The Sex Offender Intensive Supervision Probation (SOISP) Program is designed to provide the highest level of supervision to adult sex offenders who are placed on probation. Although initially created in statute in FY 1998 primarily for lifetime supervision cases, based on the risk posed by those offenders, the legislature made a significant change to the statute in FY 2001. All

felony sex offenders convicted on or after July 1, 2001, are statutorily mandated to be supervised by the SOISP program. Prior to the creation of the SOISP program the average length of probation supervision for a sex offender was 5 years. The initial staffing appropriated (46 FTE) in FY 1999 and FY 2000 was judged to be sufficient to meet the supervision requirements for the period necessary to achieve full program implementation. The program design includes a capped caseload of 25 offenders per SOISP officer.

Sex offending behavior is a life-long problem in which the goal is not “curing” the offender, but rather management or control of the assaultive behavior. The State of Colorado has adopted a model of containment in the supervision and management of sex offenders. Depending on the offender, elements of containment may include severely restricted activities, daily contact with a probation officer, curfew checks, home visitation, employment visitation and monitoring, drug and alcohol screening, and/or sex offense specific treatment to include the use of polygraph testing. SOISP consists of three phases, each with specific criteria that must be met prior to a reduction in the level of supervision. In FY 2006 the program successfully terminated 72 offenders from the SOISP program.

Other Probation Programs

Private Probation

Chief Justice Directive 04-03 (originally CJD 96-05), defines the priority use of probation resources and defines the circumstances under which districts may contract with private probation. Part III of the directive states that districts may enter into agreements with public or private entities for the provision of probation services, including investigation services and the supervision of lower risk adults probationers. Colorado Probation has utilized private probation contract services since FY 1996, due in part to the inadequacy of staff resources to supervise all offenders sentenced to probation at the level required by Standard. On June 30, 2006 there were 15,982 offenders being managed under private probation service contracts. Of these, 6,548 were on supervision for a DUI while 9,434 were on supervision for some other criminal offense. By utilizing private probation for these lower risk offenders, State probation departments can concentrate their resources on the higher risk offenders.

Drug Courts

Drug Courts are a collaborative effort involving the court, probation, district attorney, defense counsel and treatment agencies to respond to non-violent, serious drug abusing offenders. These offenders are assessed to determine the severity of their substance abuse, matched to the appropriate level of treatment, tested frequently for abstinence, monitored closely by a case manager and have frequent reviews in front of a Judge or Magistrate where sanctions or incentives can be immediately delivered. This approach to offenders with serious substance abuse problems has been shown in national studies to be highly effective. In Colorado, there are adult drug courts in the 2nd, 4th, 6th, 7th, 8th, 11th and 22nd Judicial Districts and juvenile drug courts in the 2nd, 6th, 7th, 8th and 11th Judicial Districts. These cases are not uniquely identifiable in the Judicial Department’s information system and there is no data related to drug courts available in this annual statistical report. Work is underway to allow for the collection of data related to these cases.

DUI Offenders

The Alcohol and Drug Driving Safety (ADDS) Program conducts alcohol/drug evaluations and makes treatment recommendations for offenders convicted of driving under the influence with drugs or alcohol. In FY 2006 the program completed 27,464 evaluations and monitored compliance with treatment and other court orders for Colorado's county courts.

Victim Services

In FY 1993 Colorado's General Assembly enacted victim rights legislation for victims of personal crime. In 1996, the Victim Rights Act was amended to require Colorado Probation departments to provide victim services. Each of the state's 23 probation departments are providing services to victims whose offender is placed on probation. In addition to provision of referrals and general assistance, in FY 2006 Probation Victim Assistance Coordinators sent 13,936 letters to victims of crime informing them of their right to receive notification; of these victims 16 percent (2,165) requested receipt of the statutorily required notification. There were a total of 13,575 critical probation notification events (defined in Table 93) in which victims were notified.

FY 2006 REPORT CHANGES

In previous years, data related to private probation were limited. Due to programming changes in the management information system, much more data are now available and indicated in the Private Probation Section of this report.

Colorado Probation: Regular Adult Probation



40 years of merit selection



**Summary of State Regular Probation Supervision and Investigation Caseloads
Adult and Juvenile
FY 2002 to FY 2006**

STATE ADULT REGULAR	FY2002	FY2003	FY2004	FY2005	FY2006
¹ New State Clients	22,665	23,468	22,972	20,043	22,531
² State Closures	17,565	20,747	20,912	18,306	18,559
On Supervision June 30	30,155	30,525	30,898	30,973	34,534
Total Investigations	15,257	15,725	15,294	15,572	16,606

STATE JUVENILE REGULAR	FY2002	FY2003	FY2004	FY2005	FY2006
New State Clients	7,600	7,764	6,823	5,983	6,215
State Closures	6,321	6,897	6,310	6,255	6,160
On Supervision June 30	8,558	8,339	7,869	7,224	7,187
Total Investigations	4,917	4,385	3,453	3,104	2,883

STATE ADULT & JUVENILE REGULAR COMBINED	FY2002	FY2003	FY2004	FY2005	FY2006
¹ New State Clients	30,265	31,232	29,795	26,026	28,746
² State Closures	23,886	27,644	27,222	24,561	24,719
On Supervision June 30	38,713	38,864	38,767	38,197	41,721
Total Investigations	20,174	20,110	18,747	18,676	19,489

¹**New State Clients: The "New State Clients" data were counted differently over fiscal years.** Due to programming limitations, in FY2002, FY2003 and FY2004, the number of new state clients includes clients who transferred from state probation to private. However, the number of new clients sentenced directly to private probation could be counted separately and are not included in this total. For these years, the number of new direct sentences to private probation can be found on Table 34 in "New Direct Sentences to Private Only." In FY 2005 and FY2006 new programming was developed to distinguish state and private clients. In these years the "New State Clients" includes only state probationers. See Table 34 for the total number of new private clients in "New Private Non-DUI Probation Clients."

²**State Closures: The State Closures data were counted differently over fiscal years.** Due to programming limitations, in FY2002, FY2003 and FY2004, the number of state closures included clients who transferred from state probation to private. However, the number of closures for those clients sentenced directly to private could be counted separately. For these years the number of closures for direct sentences to private probation can be found on Table 34 in "Private Closures Direct." In FY 2005 and FY2006 new programming was developed to distinguish state and private clients. In these years the "State Closures" includes only state probationers. See Table 34 for the total number of new private clients in the "New Private Non-DUI Probation Clients."

TABLE 35

**Summary of Private Probation Caseloads
FY 2002 to FY 2006**

	FY2002	FY2003	FY2004	FY2005	FY2006
¹ New Direct Sentences to Private Only	2,705	2,698	2,748		
¹ New Private Non-DUI Probation Clients (transfer and direct)				8,004	6,620
² Private Closures Direct	2,568	1,828	1,834		
² Private Closures Non-DUI Probation Clients (transfer and direct)					6,039
On Supervision June 30 Private (transfer and direct)	12,266	11,903	10,572	8,907	9,434

¹**New Direct Sentences to Private Only and New Private Non-DUI Probation Clients (transfer and direct):** New Clients transferred from state probation to private could not be separated from the "new state clients" number in FY2002, FY2003 and FY2004. For these fiscal years these transfer clients are included in Table 33 in "New State Clients." In FY2005 and FY2006 all private new clients (both transfers from state and direct sentences) are combined and identified in Table 34 in "New Private Non-DUI Probation Clients."

²**Private Closures Direct and Private Closures Non-DUI Probation Clients:** Those clients transferred from state probation to private could not be separated from the "state closure" number in FY2002, FY2003 and FY2004. For these fiscal years the closures are included in Table 33 in "State Closures." In FY2005 private closures Non-DUI (both transfers and direct) were unavailable. In FY2006 all private clients (both transfers from state and direct sentences) are combined and identified in Table 34 in "Private Closures Non-DUI Probation Clients."

FY 2006
Colorado Adult Probation
State and Private Combined (Non-DUI)
Successful/Unsuccessful Terminations

TYPE:	SUCCESSFUL TERMINATIONS										UNSUCCESSFUL TERMINATIONS									
	Successful					Revocation					Absconson					Total Terminations				
	State	Private (Non-DUI)	Number	%	TOTAL	State	Private (Non-DUI)	Number	%	TOTAL	State	Private (Non-DUI)	Number	%	TOTAL	State	Private (Non-DUI)	Number	%	TOTAL
DISTRICT	Number	Number	Number	%	TOTAL	Number	Number	Number	%	TOTAL	Number	Number	Number	%	TOTAL	Number	Number	Number	%	TOTAL
1	682	676	1,358	60%		355	127	482	21%		255	178	433	19%		1,292	981	2,273	100%	
2	938	0	938	52%		289	0	289	16%		581	0	581	32%		1,808	0	1,808	100%	
3	126	0	126	76%		26	0	26	16%		13	0	13	8%		165	0	165	100%	
4	654	242	896	49%		345	65	410	22%		358	163	521	29%		1,357	470	1,827	100%	
5	252	59	311	69%		29	0	29	6%		94	18	112	25%		375	77	452	100%	
6	179	18	197	62%		72	0	72	23%		48	1	49	15%		299	19	318	100%	
7	134	7	141	75%		20	1	21	11%		25	0	25	13%		179	8	187	100%	
8	474	240	714	64%		146	26	172	15%		159	78	237	21%		779	344	1,123	100%	
9	167	20	187	75%		21	1	22	9%		37	2	39	16%		225	23	248	100%	
10	305	146	451	54%		137	16	153	18%		205	21	226	27%		647	183	830	100%	
11	234	50	284	62%		96	6	102	22%		69	6	75	16%		399	62	461	100%	
12	139	136	275	73%		21	37	58	15%		22	21	43	11%		182	194	376	100%	
13	190	70	260	69%		62	18	80	21%		29	8	37	10%		281	96	377	100%	
14	150	0	150	67%		39	0	39	17%		35	0	35	16%		224	0	224	100%	
15	85	0	85	78%		7	0	7	6%		17	0	17	16%		109	0	109	100%	
16	107	0	107	73%		15	0	15	10%		25	0	25	17%		147	0	147	100%	
17	762	596	1,358	62%		295	83	378	17%		309	133	442	20%		1,366	812	2,178	100%	
18	854	1,029	1,883	63%		362	51	413	14%		576	135	711	24%		1,792	1,215	3,007	100%	
19	395	162	557	64%		179	17	196	23%		90	25	115	13%		664	204	868	100%	
20	355	545	900	62%		172	118	290	20%		159	93	252	17%		686	756	1,442	100%	
21	367	243	610	62%		160	59	219	22%		103	58	161	16%		630	360	990	100%	
22	93	1	94	61%		30	2	32	21%		29	0	29	19%		152	3	155	100%	
STATE	7,642	4,240	11,882	61%		2,878	627	3,505	18%		3,238	940	4,178	21%		13,758	5,807	19,565	100%	

Key: *Successful Terminations* : This number includes the state successful terminations and private (Non-DUI) successful terminations.
Unsuccessful Terminations : This column includes revocations and absconsions. A revocation is defined as a termination from probation supervision for a technical violation, new misdemeanor, or new felony. A revocation to Community Corrections is NOT included in this section. These offenders are not included on this table as they are still under the supervision and jurisdiction of probation. Absconson refers to probationers who become fugitives and are no longer compliant with probation supervision.
Total Terminations : In this table only, the total terminations include: revocations, absconsions and successful terminations from probation supervision. Additional types of probation closures are included in Table 45 and Table 59.

Note: Percentages may not total 100 percent because of rounding.

Source: Private Probation Monthly Statistical Reports for July 2005- June 2006.

FY 2006
Colorado State Adult Probation
Investigations

TYPE: DISTRICT	Sex Offender		Pre- Sentence Investigations		Updated Pre-Sentence Investigation		Intake Evaluation		Interstate Investigations to Colorado		Administrative		TOTAL INVESTIGATIONS		No Show Reports*	
	Number	%	Number	%	Number	%	Number	%	Number	%	Number	%	Number	%	Number	%
1	137	8%	1,411	81%	31	2%	0	0%	0	0%	161	9%	1,740	100%	0	0%
2	124	5%	1,983	86%	2	0%	0	0%	45	2%	146	6%	2,300	100%	0	0%
3	2	2%	74	88%	0	0%	0	0%	0	0%	8	10%	84	100%	0	0%
4	95	5%	1,373	78%	0	0%	0	0%	116	7%	178	10%	1,762	100%	3	0%
5	7	2%	231	75%	13	4%	0	0%	1	0%	56	18%	308	100%	11	4%
6	21	4%	432	85%	8	2%	9	2%	21	4%	15	3%	506	100%	0	0%
7	0	0%	206	52%	24	6%	104	26%	22	6%	43	11%	399	100%	25	6%
8	45	4%	731	64%	69	6%	0	0%	46	4%	246	22%	1,137	100%	79	7%
9	10	2%	374	61%	78	13%	56	9%	23	4%	73	12%	614	100%	9	1%
10	39	4%	631	70%	46	5%	32	4%	24	3%	129	14%	901	100%	0	0%
11	24	11%	135	64%	3	1%	0	0%	18	9%	31	15%	211	100%	0	0%
12	12	2%	257	48%	2	0%	232	43%	7	1%	27	5%	537	100%	0	0%
13	11	2%	422	78%	27	5%	0	0%	9	2%	75	14%	544	100%	13	2%
14	11	3%	225	66%	14	4%	0	0%	5	1%	84	25%	339	100%	0	0%
15	3	8%	30	79%	0	0%	0	0%	0	0%	5	13%	38	100%	0	0%
16	3	7%	34	81%	1	2%	0	0%	0	0%	4	10%	42	100%	1	2%
17	98	6%	1,402	87%	0	0%	0	0%	27	2%	79	5%	1,606	100%	155	10%
18	144	18%	503	63%	0	0%	0	0%	76	9%	80	10%	803	100%	14	2%
19	45	3%	927	68%	52	4%	15	1%	22	2%	297	22%	1,358	100%	0	0%
20	38	8%	345	71%	0	0%	0	0%	0	0%	102	21%	485	100%	2	0%
21	15	2%	356	55%	2	0%	151	23%	19	3%	110	17%	653	100%	47	7%
22	0	0%	213	89%	1	0%	0	0%	9	4%	16	7%	239	100%	0	0%
STATE	884	5%	12,295	74%	373	2%	599	4%	490	3%	1,965	12%	16,606	100%	359	2%

No Show Reports*: This report is submitted to the court without a full investigation due to the unavailability of the offender and is not included in the TOTAL INVESTIGATIONS.

Note: Percentages may not total 100 percent because of rounding.

Source: Regular Adult Monthly Statistical Reports submitted by probation districts for July 2005- June 2006.

FY 2006
Colorado State Adult Probation
New Clients by Offense Type

TYPE: DISTRICT	Felony		Misdemeanor		Petty Offense		Traffic		Other (offense coded without a law class)		TOTAL NEW CLIENTS	
	Number	%	Number	%	Number	%	Number	%	Number	%	Number	%
1	1,258	62%	699	35%	6	0%	3	0%	52	3%	2,018	100%
2	2,440	78%	637	20%	0	0%	0	0%	57	2%	3,134	100%
3	125	52%	110	46%	1	0%	0	0%	3	1%	239	100%
4	1,304	65%	600	30%	2	0%	0	0%	101	5%	2,007	100%
5	247	47%	261	50%	7	1%	1	0%	6	1%	522	100%
6	208	50%	189	45%	0	0%	0	0%	20	5%	417	100%
7	286	71%	103	25%	1	0%	1	0%	14	3%	405	100%
8	655	60%	370	34%	21	2%	3	0%	40	4%	1,089	100%
9	331	73%	98	21%	5	1%	1	0%	21	5%	456	100%
10	496	52%	437	46%	1	0%	1	0%	18	2%	953	100%
11	190	47%	199	49%	1	0%	4	1%	11	3%	405	100%
12	70	30%	146	62%	8	3%	2	1%	10	4%	236	100%
13	313	80%	65	17%	1	0%	1	0%	9	2%	389	100%
14	168	50%	160	48%	2	1%	1	0%	5	1%	336	100%
15	60	47%	66	51%	1	1%	0	0%	2	2%	129	100%
16	100	50%	100	50%	1	0%	0	0%	0	0%	201	100%
17	1,176	46%	1,209	47%	137	5%	4	0%	58	2%	2,584	100%
18	1,662	43%	2,087	54%	12	0%	9	0%	106	3%	3,876	100%
19	707	56%	517	41%	2	0%	1	0%	31	2%	1,258	100%
20	426	48%	389	44%	25	3%	8	1%	38	4%	886	100%
21	548	70%	205	26%	2	0%	1	0%	31	4%	787	100%
22	89	44%	106	52%	0	0%	1	0%	8	4%	204	100%
STATE	12,859	57%	8,753	39%	236	1%	42	0%	641	3%	22,531	100%

Note: Percentages may not total 100 percent because of rounding.

Source: Regular Adult Monthly Statistical Reports submitted by probation districts for July 2005- June 2006.

FY 2006
Colorado State Adult Probation
New Clients by Court of Origin

TYPE: DISTRICT	District Court		County Court		Interstate Transfers to Colorado		TOTAL NEW CLIENTS	
	Number	%	Number	%	Number	%	Number	%
1	1,595	79%	372	18%	51	3%	2,018	100%
2	3,073	98%	4	0%	57	2%	3,134	100%
3	171	72%	66	28%	2	1%	239	100%
4	1,406	70%	505	25%	96	5%	2,007	100%
5	363	70%	153	29%	6	1%	522	100%
6	278	67%	119	29%	20	5%	417	100%
7	324	80%	67	17%	14	3%	405	100%
8	723	66%	327	30%	39	4%	1,089	100%
9	367	80%	70	15%	19	4%	456	100%
10	712	75%	224	24%	17	2%	953	100%
11	246	61%	148	37%	11	3%	405	100%
12	155	66%	72	31%	9	4%	236	100%
13	355	91%	25	6%	9	2%	389	100%
14	225	67%	106	32%	5	1%	336	100%
15	107	83%	21	16%	1	1%	129	100%
16	136	68%	65	32%	0	0%	201	100%
17	1,971	76%	561	22%	52	2%	2,584	100%
18	1,978	51%	1,816	47%	82	2%	3,876	100%
19	851	68%	376	30%	31	2%	1,258	100%
20	606	68%	249	28%	31	3%	886	100%
21	616	78%	141	18%	30	4%	787	100%
22	110	54%	87	43%	7	3%	204	100%
STATE	16,368	73%	5,574	25%	589	3%	22,531	100%

Note: Percentages may not total 100 percent because of rounding.

TABLE 40

FY 2006
Colorado State Adult Probation
New Clients by Supervision Type

TYPE: DISTRICT	Probation		Probation Revoked and Re-sentenced		Interstate Transfers to Colorado		Courtesy Supervision from Other Colorado Probation Districts		Direct Sentence Community Corrections		Deferred Judgment and Sentence		TOTAL NEW CLIENTS	
	Number	%	Number	%	Number	%	Number	%	Number	%	Number	%	Number	%
1	1,547	77%	101	5%	51	3%	167	8%	145	7%	7	0%	2,018	100%
2	1,850	59%	69	2%	57	2%	139	4%	295	9%	724	23%	3,134	100%
3	120	50%	4	2%	2	1%	29	12%	3	1%	81	34%	239	100%
4	1,394	69%	67	3%	96	5%	181	9%	130	6%	139	7%	2,007	100%
5	357	68%	11	2%	6	1%	61	12%	24	5%	63	12%	522	100%
6	295	71%	5	1%	20	5%	33	8%	14	3%	50	12%	417	100%
7	212	52%	2	0%	14	3%	70	17%	24	6%	83	20%	405	100%
8	698	64%	34	3%	39	4%	106	10%	79	7%	133	12%	1,089	100%
9	245	54%	1	0%	19	4%	60	13%	17	4%	114	25%	456	100%
10	570	60%	24	3%	17	2%	102	11%	66	7%	174	18%	953	100%
11	213	53%	5	1%	8	2%	30	7%	5	1%	144	36%	405	100%
12	173	73%	2	1%	9	4%	27	11%	7	3%	18	8%	236	100%
13	198	51%	6	2%	9	2%	43	11%	14	4%	119	31%	389	100%
14	213	63%	4	1%	5	1%	45	13%	10	3%	59	18%	336	100%
15	86	67%	2	2%	1	1%	10	8%	6	5%	24	19%	129	100%
16	138	69%	1	0%	0	0%	45	22%	12	6%	5	2%	201	100%
17	1,949	75%	87	3%	52	2%	251	10%	219	8%	26	1%	2,584	100%
18	2,719	70%	97	3%	82	2%	138	4%	224	6%	616	16%	3,876	100%
19	736	59%	15	1%	30	2%	132	10%	115	9%	230	18%	1,258	100%
20	542	61%	35	4%	31	3%	121	14%	39	4%	118	13%	886	100%
21	541	69%	19	2%	30	4%	94	12%	52	7%	51	6%	787	100%
22	124	61%	2	1%	7	3%	22	11%	2	1%	47	23%	204	100%
STATE	14,920	66%	593	3%	585	3%	1,906	8%	1,502	7%	3,025	13%	22,531	100%

Note: Percentages may not total 100 percent because of rounding.

Source: Regular Adult Monthly Statistical Reports submitted by probation districts for July 2005- June 2006.

FY 2006
Colorado State Adult Probation
New Clients by Gender

TYPE: DISTRICT	Female		Male		Unknown		TOTAL NEW CLIENTS	
	Number	%	Number	%	Number	%	Number	%
1	522	26%	1,493	74%	3	0%	2,018	100%
2	766	24%	2,365	75%	3	0%	3,134	100%
3	68	28%	171	72%	0	0%	239	100%
4	469	23%	1,536	77%	2	0%	2,007	100%
5	101	19%	421	81%	0	0%	522	100%
6	83	20%	334	80%	0	0%	417	100%
7	93	23%	311	77%	1	0%	405	100%
8	251	23%	838	77%	0	0%	1,089	100%
9	102	22%	354	78%	0	0%	456	100%
10	208	22%	744	78%	1	0%	953	100%
11	115	28%	290	72%	0	0%	405	100%
12	56	24%	180	76%	0	0%	236	100%
13	120	31%	269	69%	0	0%	389	100%
14	76	23%	259	77%	1	0%	336	100%
15	29	22%	100	78%	0	0%	129	100%
16	51	25%	150	75%	0	0%	201	100%
17	626	24%	1,957	76%	1	0%	2,584	100%
18	962	25%	2,913	75%	1	0%	3,876	100%
19	342	27%	915	73%	1	0%	1,258	100%
20	180	20%	706	80%	0	0%	886	100%
21	214	27%	572	73%	1	0%	787	100%
22	49	24%	155	76%	0	0%	204	100%
STATE	5,483	24%	17,033	76%	15	0%	22,531	100%

Note: Percentages may not total 100 percent because of rounding.

Source: Regular Adult Monthly Statistical Reports submitted by probation districts for July 2005- June 2006.

TABLE 42

FY 2006
Colorado State Adult Probation
New Clients by Age

TYPE: DISTRICT	*12-17 Years		18-20 Years		21-24 Years		25-32 Years		33-39 Years		40 and above		TOTAL NEW CLIENTS			
	Number	%	Number	%	Number	%	Number	%	Number	%	Number	%	Number	%		
1	1	0%	231	11%	372	18%	577	29%	359	18%	478	24%	0	0%	2,018	100%
2	0	0%	403	13%	604	19%	825	26%	496	16%	806	26%	0	0%	3,134	100%
3	0	0%	37	15%	31	13%	60	25%	45	19%	66	28%	0	0%	239	100%
4	3	0%	194	10%	419	21%	568	28%	313	16%	510	25%	2	0%	2,009	100%
5	3	1%	61	12%	103	20%	138	26%	94	18%	123	24%	0	0%	522	100%
6	0	0%	63	15%	91	22%	109	26%	61	15%	93	22%	0	0%	417	100%
7	0	0%	53	13%	76	19%	120	30%	66	16%	90	22%	0	0%	405	100%
8	0	0%	143	13%	225	21%	299	27%	192	18%	230	21%	0	0%	1,089	100%
9	0	0%	68	15%	71	16%	125	27%	88	19%	104	23%	0	0%	456	100%
10	4	0%	137	14%	179	19%	245	26%	173	18%	215	23%	0	0%	953	100%
11	1	0%	51	13%	70	17%	101	25%	67	17%	115	28%	0	0%	405	100%
12	4	2%	34	14%	37	16%	53	22%	44	19%	64	27%	0	0%	236	100%
13	2	1%	56	14%	93	24%	98	25%	58	15%	82	21%	0	0%	389	100%
14	1	0%	43	13%	60	18%	81	24%	46	14%	105	31%	0	0%	336	100%
15	0	0%	28	22%	23	18%	32	25%	17	13%	29	22%	0	0%	129	100%
16	0	0%	28	14%	49	24%	48	24%	35	17%	41	20%	0	0%	201	100%
17	1	0%	362	14%	466	18%	764	30%	459	18%	529	20%	0	0%	2,581	100%
18	32	1%	460	12%	727	19%	1,063	27%	663	17%	931	24%	1	0%	3,877	100%
19	0	0%	170	14%	281	22%	354	28%	205	16%	247	20%	0	0%	1,257	100%
20	13	1%	133	15%	189	21%	260	29%	115	13%	176	20%	0	0%	886	100%
21	1	0%	113	14%	161	20%	218	28%	141	18%	153	19%	1	0%	788	100%
22	0	0%	25	12%	31	15%	62	30%	35	17%	51	25%	0	0%	204	100%
STATE	66	0%	2,893	13%	4,358	19%	6,200	28%	3,772	17%	5,238	23%	4	0%	22,531	100%

***12-17 Years: These young offenders were processed as adults either due to a transfer hearing or direct file.**

Note: Percentages may not total 100 percent because of rounding.

Source: Regular Adult Monthly Statistical Reports submitted by probation districts for July 2005- June 2006.

TABLE 43

FY 2006
Colorado State Adult Probation
New Clients by Ethnic Group

TYPE: DISTRICT	Caucasian		African American		Asian		Hispanic		Native American		Other		TOTAL NEW CLIENTS	
	Number	%	Number	%	Number	%	Number	%	Number	%	Number	%	Number	%
1	1,718	85%	93	5%	29	1%	146	7%	17	1%	15	1%	2,018	100%
2	1,280	41%	724	23%	27	1%	1,032	33%	24	1%	47	1%	3,134	100%
3	133	56%	1	0%	0	0%	103	43%	1	0%	1	0%	239	100%
4	1,339	67%	322	16%	27	1%	296	15%	10	0%	13	1%	2,007	100%
5	431	83%	6	1%	6	1%	78	15%	0	0%	1	0%	522	100%
6	312	75%	4	1%	1	0%	53	13%	43	10%	4	1%	417	100%
7	349	86%	3	1%	1	0%	50	12%	2	0%	0	0%	405	100%
8	982	90%	20	2%	2	0%	74	7%	4	0%	7	1%	1,089	100%
9	389	85%	6	1%	1	0%	56	12%	2	0%	2	0%	456	100%
10	532	56%	44	5%	2	0%	356	37%	8	1%	11	1%	953	100%
11	382	94%	3	1%	0	0%	18	4%	2	0%	0	0%	405	100%
12	158	67%	1	0%	1	0%	72	31%	3	1%	1	0%	236	100%
13	320	82%	11	3%	0	0%	57	15%	1	0%	0	0%	389	100%
14	314	93%	3	1%	1	0%	12	4%	4	1%	2	1%	336	100%
15	99	77%	2	2%	0	0%	28	22%	0	0%	0	0%	129	100%
16	127	63%	4	2%	1	0%	63	31%	2	1%	4	2%	201	100%
17	2,090	81%	216	8%	28	1%	232	9%	12	0%	6	0%	2,584	100%
18	2,879	74%	594	15%	71	2%	292	8%	21	1%	19	0%	3,876	100%
19	987	78%	16	1%	2	0%	249	20%	3	0%	1	0%	1,258	100%
20	722	81%	40	5%	14	2%	106	12%	2	0%	2	0%	886	100%
21	626	80%	25	3%	4	1%	117	15%	13	2%	2	0%	787	100%
22	126	62%	2	1%	0	0%	26	13%	50	25%	0	0%	204	100%
STATE	16,295	72%	2,140	9%	218	1%	3,516	16%	224	1%	138	1%	22,531	100%

Note: Percentages may not total 100 percent because of rounding.

Source: Regular Adult Monthly Statistical Reports submitted by probation districts for July 2005- June 2006.

FY 2006
Colorado State Adult Probation
Successful/Unsuccessful Terminations

TYPE:	SUCCESSFUL TERMINATIONS		UNSUCCESSFUL TERMINATIONS				TOTAL TERMINATIONS	
	Number	%	Number	%	Number	%	Number	%
DISTRICT								
1	682	53%	355	27%	255	20%	1,292	100%
2	938	52%	289	16%	581	32%	1,808	100%
3	126	76%	26	16%	13	8%	165	100%
4	654	48%	345	25%	358	26%	1,357	100%
5	252	67%	29	8%	94	25%	375	100%
6	179	60%	72	24%	48	16%	299	100%
7	134	75%	20	11%	25	14%	179	100%
8	474	61%	146	19%	159	20%	779	100%
9	167	74%	21	9%	37	16%	225	100%
10	305	47%	137	21%	205	32%	647	100%
11	234	59%	96	24%	69	17%	399	100%
12	139	76%	21	12%	22	12%	182	100%
13	190	68%	62	22%	29	10%	281	100%
14	150	67%	39	17%	35	16%	224	100%
15	85	78%	7	6%	17	16%	109	100%
16	107	73%	15	10%	25	17%	147	100%
17	762	56%	295	22%	309	23%	1,366	100%
18	854	48%	362	20%	576	32%	1,792	100%
19	395	59%	179	27%	90	14%	664	100%
20	355	52%	172	25%	159	23%	686	100%
21	367	58%	160	25%	103	16%	630	100%
22	93	61%	30	20%	29	19%	152	100%
STATE	7,642	56%	2,878	21%	3,238	24%	13,758	100%

Key: *Successful Terminations*: This number includes the state successful terminations.

Unsuccessful Terminations: This column includes revocations and absconsions. A revocation is defined as a termination from probation supervision for a technical violation, new misdemeanor, or new felony. A revocation to Community Corrections is NOT included in this section. These offenders are not included on this table as they are still under the supervision and jurisdiction of probation. Absconson refers to probationers who become fugitives and are no longer compliant with probation supervision.

Total Terminations: In this table only, the total terminations include: revocations, absconsions and successful terminations from probation supervision. Additional types of probation closures are included in Table 45.

Note: Percentages may not total 100 percent because of rounding.

Source: Regular Adult Monthly Statistical Reports submitted by probation districts for July 2005- June 2006.

**FY 2006
Colorado State Adult Probation
All Probation Supervision Closure Types**

TYPE: DISTRICT	Successful		Revocation		Absconded		Courtesy		Closure*		Community Corrections Discharge		Deported		Death		Administrative Closure		TOTAL CLOSURES	
	Number	%	Number	%	Number	%	Number	%	Number	%	Number	%	Number	%	Number	%	Number	%	Number	%
1	682	40%	355	21%	255	15%	122	7%	262	15%	20	1%	9	1%	18	1%	1,723	100%		
2	938	36%	289	11%	581	22%	154	6%	443	17%	106	4%	19	1%	77	3%	2,607	100%		
3	126	65%	26	13%	13	7%	23	12%	3	2%	0	0%	1	1%	1	1%	193	100%		
4	654	37%	345	19%	358	20%	140	8%	234	13%	14	1%	12	1%	27	2%	1,784	100%		
5	252	54%	29	6%	94	20%	39	8%	14	3%	19	4%	1	0%	15	3%	463	100%		
6	179	47%	72	19%	48	13%	29	8%	31	8%	8	2%	5	1%	5	1%	377	100%		
7	134	55%	20	8%	25	10%	40	17%	15	6%	2	1%	0	0%	6	2%	242	100%		
8	474	48%	146	15%	159	16%	85	9%	118	12%	1	0%	9	1%	3	0%	995	100%		
9	167	48%	21	6%	37	11%	44	13%	26	8%	0	0%	0	0%	50	14%	345	100%		
10	305	38%	137	17%	205	25%	115	14%	25	3%	2	0%	5	1%	11	1%	805	100%		
11	234	50%	96	21%	69	15%	53	11%	6	1%	0	0%	2	0%	8	2%	468	100%		
12	139	56%	21	8%	22	9%	42	17%	21	8%	2	1%	0	0%	1	0%	248	100%		
13	190	52%	62	17%	29	8%	45	12%	29	8%	0	0%	0	0%	10	3%	365	100%		
14	150	53%	39	14%	35	12%	33	12%	23	8%	0	0%	4	1%	0	0%	284	100%		
15	85	64%	7	5%	17	13%	15	11%	5	4%	0	0%	3	2%	1	1%	133	100%		
16	107	52%	15	7%	25	12%	28	14%	30	15%	0	0%	0	0%	1	0%	206	100%		
17	762	36%	295	14%	309	15%	260	12%	458	22%	12	1%	6	0%	14	1%	2,116	100%		
18	854	36%	362	15%	576	24%	141	6%	368	16%	14	1%	15	1%	29	1%	2,359	100%		
19	395	40%	179	18%	90	9%	144	14%	174	17%	2	0%	4	0%	10	1%	998	100%		
20	355	40%	172	19%	159	18%	119	13%	65	7%	6	1%	5	1%	8	1%	889	100%		
21	367	47%	160	20%	103	13%	56	7%	60	8%	11	1%	4	1%	27	3%	788	100%		
22	93	54%	30	18%	29	17%	10	6%	7	4%	0	0%	2	1%	0	0%	171	100%		
STATE	7,642	41%	2,878	16%	3,238	17%	1,737	9%	2,417	13%	219	1%	106	1%	322	2%	18,559	100%		

*Courtesy Closure: A case that has closed in the supervising jurisdiction and returned to the originating or sentencing district.

Note: Percentages may not total 100 percent because of rounding.

TABLE 46

FY 2006
Colorado State Adult Probation
Type of Revocation

TYPE: DISTRICT	New Felony		New Misdemeanor		Technical		TOTAL REVOCATIONS	
	Number	%	Number	%	Number	%	Number	%
1	101	28%	50	14%	204	57%	355	100%
2	86	30%	27	9%	176	61%	289	100%
3	7	27%	4	15%	15	58%	26	100%
4	116	34%	35	10%	194	56%	345	100%
5	12	41%	4	14%	13	45%	29	100%
6	9	13%	11	15%	52	72%	72	100%
7	4	20%	2	10%	14	70%	20	100%
8	42	29%	26	18%	78	53%	146	100%
9	4	19%	3	14%	14	67%	21	100%
10	26	19%	28	20%	83	61%	137	100%
11	13	14%	21	22%	62	65%	96	100%
12	1	5%	5	24%	15	71%	21	100%
13	18	29%	4	6%	40	65%	62	100%
14	4	10%	9	23%	26	67%	39	100%
15	2	29%	0	0%	5	71%	7	100%
16	6	40%	2	13%	7	47%	15	100%
17	50	17%	56	19%	189	64%	295	100%
18	67	19%	70	19%	225	62%	362	100%
19	29	16%	39	22%	111	62%	179	100%
20	17	10%	21	12%	134	78%	172	100%
21	34	21%	21	13%	105	66%	160	100%
22	3	10%	3	10%	24	80%	30	100%
STATE	651	23%	441	15%	1,786	62%	2,878	100%

Key:

New Felony: Includes revocations for a new felony offense committed while on probation supervision

New Misdemeanor: Includes revocations for a new misdemeanor offense committed while on probation supervision.

Technical: Includes revocations for technical probation supervision violations (e.g. drug use, non-compliance).

Total Revocations: Total includes all felony, misdemeanor, and technical violations resulting in a revocation from probation.

Note: Percentages may not total 100 percent because of rounding.

Source: Regular Adult Monthly Statistical Reports submitted by probation districts for July 2005- June 2006.

FY 2006
Colorado State Adult Probation
Length of Stay on Probation Supervision

DISTRICT	0-12 months		13-24 months		25-36 months		37 + months		TOTAL CLOSURES	
	Number	%	Number	%	Number	%	Number	%	Number	%
1	693	40%	526	31%	230	13%	274	16%	1,723	100%
2	1,099	42%	906	35%	329	13%	273	10%	2,607	100%
3	99	51%	54	28%	25	13%	15	8%	193	100%
4	743	42%	543	30%	273	15%	225	13%	1,784	100%
5	189	41%	148	32%	82	18%	44	10%	463	100%
6	161	43%	139	37%	52	14%	25	7%	377	100%
7	104	43%	77	32%	34	14%	27	11%	242	100%
8	340	34%	333	33%	148	15%	174	17%	995	100%
9	149	43%	112	32%	40	12%	44	13%	345	100%
10	356	44%	246	31%	113	14%	90	11%	805	100%
11	208	44%	158	34%	65	14%	37	8%	468	100%
12	87	35%	100	40%	37	15%	24	10%	248	100%
13	115	32%	122	33%	57	16%	71	19%	365	100%
14	112	39%	94	33%	46	16%	32	11%	284	100%
15	32	24%	40	30%	23	17%	38	29%	133	100%
16	68	33%	46	22%	34	17%	58	28%	206	100%
17	1,032	49%	623	29%	292	14%	169	8%	2,116	100%
18	908	38%	695	29%	415	18%	341	14%	2,359	100%
19	449	45%	321	32%	116	12%	112	11%	998	100%
20	430	48%	268	30%	89	10%	102	11%	889	100%
21	352	45%	258	33%	98	12%	80	10%	788	100%
22	70	41%	61	36%	34	20%	6	4%	171	100%
STATE	7,796	42%	5,870	32%	2,632	14%	2,261	12%	18,559	100%

Note: Percentages may not total 100 percent because of rounding.

Source: Regular Adult Monthly Statistical Reports submitted by probation districts for July 2005- June 2006.

**FY 2006
Colorado State Adult Probation
Active Client Risk Levels on June 30, 2006**

Risk Levels: DISTRICT	New: w/in the first 30 days of supervision start date		Maximum		Medium		Mininum		Administrative		Community Corrections		Domestic Violence ¹		Sex Offender ²		Interstate Transfer to Another State		TOTAL STATE PROBATION CLIENTS		
	Number	%	Number	%	Number	%	Number	%	Number	%	Number	%	Number	%	Number	%	Number	%	Number	%	Number
1	25	1%	218	6%	493	15%	647	19%	765	23%	362	11%	589	17%	162	5%	111	3%	3,372	100%	
2	65	1%	584	12%	1,189	24%	962	20%	1,276	26%	562	11%	98	2%	70	1%	98	2%	4,904	100%	
3	5	2%	50	16%	81	26%	76	25%	52	17%	14	5%	17	6%	1	0%	10	3%	306	100%	
4	80	2%	389	10%	966	25%	536	14%	829	21%	32	1%	719	19%	125	3%	186	5%	3,862	100%	
5	6	1%	40	5%	149	19%	228	28%	165	20%	40	5%	96	12%	18	2%	63	8%	805	100%	
6	8	1%	35	5%	136	21%	82	13%	114	18%	43	7%	142	22%	18	3%	64	10%	642	100%	
7	7	1%	131	20%	152	23%	162	25%	109	17%	43	7%	5	1%	33	5%	13	2%	655	100%	
8	61	3%	150	8%	430	22%	274	14%	318	16%	356	18%	190	10%	43	2%	119	6%	1,941	100%	
9	13	2%	84	13%	107	17%	125	20%	150	24%	48	8%	44	7%	9	1%	50	8%	630	100%	
10	17	1%	134	9%	356	25%	161	11%	273	19%	111	8%	296	21%	42	3%	47	3%	1,437	100%	
11	35	4%	43	5%	228	27%	200	24%	128	15%	25	3%	149	18%	20	2%	17	2%	845	100%	
12	5	1%	40	10%	152	38%	127	32%	24	6%	23	6%	12	3%	13	3%	6	1%	402	100%	
13	5	1%	94	15%	157	26%	120	20%	140	23%	31	5%	7	1%	16	3%	44	7%	614	100%	
14	10	2%	40	8%	77	16%	125	26%	54	11%	40	8%	76	16%	10	2%	47	10%	479	100%	
15	8	3%	8	3%	42	16%	63	25%	76	30%	24	9%	14	5%	4	2%	16	6%	255	100%	
16	11	3%	24	6%	81	20%	84	21%	35	9%	63	16%	86	21%	8	2%	9	2%	401	100%	
17	126	3%	299	8%	909	25%	669	19%	661	18%	472	13%	354	10%	56	2%	60	2%	3,606	100%	
18	194	4%	371	8%	1,295	26%	380	8%	979	20%	601	12%	633	13%	156	3%	286	6%	4,895	100%	
19	20	1%	189	11%	279	16%	217	12%	324	19%	245	14%	351	20%	41	2%	82	5%	1,748	100%	
20	57	5%	102	8%	179	15%	218	18%	282	23%	93	8%	188	16%	86	7%	4	0%	1,209	100%	
21	20	2%	83	7%	335	27%	257	21%	243	20%	152	12%	25	2%	52	4%	61	5%	1,228	100%	
22	4	1%	38	13%	84	28%	39	13%	32	11%	7	2%	64	21%	5	2%	25	8%	298	100%	
STATE	782	2%	3,146	9%	7,877	23%	5,752	17%	7,029	20%	3,387	10%	4,155	12%	988	3%	1,418	4%	34,534	100%	

¹Domestic Violence: A detailed breakout of the risk levels of these offenders can be found in Table 49.

²Sex Offender: A detailed breakout of the risk levels of these offenders can be found in Table 49.

Note: Percentages may not total 100 percent because of rounding.

FY 2006
Colorado State Adult Probation
Domestic Violence and Sex Offender Caseloads
Active Client Risk Levels on June 30, 2006

Risk Level:	Domestic Violence Offenders										TOTAL DV OFFENDERS	
	DV Maximum		DV Medium		DV Minimum		DV Administrative		TOTAL DV OFFENDERS			
DISTRICT	Number	%	Number	%	Number	%	Number	%	Number	%	Number	%
1	242	41%	212	36%	96	16%	39	7%	589	100%		
2	21	21%	51	52%	26	27%	0	0%	98	100%		
3	7	41%	9	53%	1	6%	0	0%	17	100%		
4	226	31%	271	38%	181	25%	41	6%	719	100%		
5	36	38%	29	30%	22	23%	9	9%	96	100%		
6	32	23%	78	55%	30	21%	2	1%	142	100%		
7	0	0%	4	80%	1	20%	0	0%	5	100%		
8	106	56%	78	41%	6	3%	0	0%	190	100%		
9	19	43%	9	20%	7	16%	9	20%	44	100%		
10	126	43%	132	45%	13	4%	25	8%	296	100%		
11	25	17%	86	58%	38	26%	0	0%	149	100%		
12	2	17%	4	33%	6	50%	0	0%	12	100%		
13	1	14%	2	29%	4	57%	0	0%	7	100%		
14	19	25%	25	33%	27	36%	5	7%	76	100%		
15	0	0%	8	57%	5	36%	1	7%	14	100%		
16	26	30%	32	37%	27	31%	1	1%	86	100%		
17	138	39%	113	32%	76	21%	27	8%	354	100%		
18	75	12%	520	82%	11	2%	27	4%	633	100%		
19	76	22%	85	24%	190	54%	0	0%	351	100%		
20	46	24%	68	36%	68	36%	6	3%	188	100%		
21	6	24%	7	28%	12	48%	0	0%	25	100%		
22	25	39%	29	45%	7	11%	3	5%	64	100%		
STATE	1,254	30%	1,852	45%	854	21%	195	5%	4,155	100%		

Risk Level:	Sex Offenders (Non-Sex Offender Intensive Supervision - SOISP)										TOTAL SEX OFFENDERS	
	Sex Offender Maximum		Sex Offender Medium		Sex Offender Minimum		Sex Offender Administrative		TOTAL SEX OFFENDERS			
DISTRICT	Number	%	Number	%	Number	%	Number	%	Number	%	Number	%
1	48	30%	65	40%	44	27%	5	3%	162	100%		
2	47	67%	17	24%	0	0%	6	9%	70	100%		
3	0	0%	1	100%	0	0%	0	0%	1	100%		
4	33	26%	63	50%	25	20%	4	3%	125	100%		
5	6	33%	7	39%	5	28%	0	0%	18	100%		
6	6	33%	8	44%	4	22%	0	0%	18	100%		
7	14	42%	9	27%	9	27%	1	3%	33	100%		
8	25	58%	10	23%	2	5%	6	14%	43	100%		
9	2	22%	3	33%	4	44%	0	0%	9	100%		
10	13	31%	17	40%	10	24%	2	5%	42	100%		
11	8	40%	11	55%	1	5%	0	0%	20	100%		
12	3	23%	7	54%	2	15%	1	8%	13	100%		
13	8	50%	6	38%	1	6%	1	6%	16	100%		
14	2	20%	3	30%	3	30%	2	20%	10	100%		
15	2	50%	2	50%	0	0%	0	0%	4	100%		
16	3	38%	1	13%	3	38%	1	13%	8	100%		
17	22	39%	22	39%	6	11%	6	11%	56	100%		
18	42	27%	68	44%	45	29%	1	1%	156	100%		
19	20	49%	16	39%	4	10%	1	2%	41	100%		
20	28	33%	29	34%	27	31%	2	2%	86	100%		
21	11	21%	14	27%	18	35%	9	17%	52	100%		
22	0	0%	3	60%	2	40%	0	0%	5	100%		
STATE	343	35%	382	39%	215	22%	48	5%	988	100%		

Note: Percentages may not total 100 percent because of rounding.

FY 2006
Colorado Adult Probation
Total Active Clients on June 30, 2006

DISTRICT	TOTAL STATE SUPERVISED CLIENTS		TOTAL NON-DUI PRIVATE CLIENTS		TOTAL COLORADO PROBATION POPULATION	
	Number	%	Number	%	Number	%
1	3,372	72%	1,328	28%	4,700	100%
2	4,904	100%	0	0%	4,904	100%
3	306	100%	0	0%	306	100%
4	3,862	78%	1,118	22%	4,980	100%
5	805	71%	328	29%	1,133	100%
6	642	90%	75	10%	717	100%
7	655	94%	39	6%	694	100%
8	1,941	78%	534	22%	2,475	100%
9	630	79%	171	21%	801	100%
10	1,437	82%	325	18%	1,762	100%
11	845	92%	69	8%	914	100%
12	402	79%	105	21%	507	100%
13	614	83%	123	17%	737	100%
14	479	100%	0	0%	479	100%
15	255	100%	0	0%	255	100%
16	401	100%	0	0%	401	100%
17	3,606	83%	762	17%	4,368	100%
18	4,895	68%	2,261	32%	7,156	100%
19	1,748	76%	544	24%	2,292	100%
20	1,209	52%	1,123	48%	2,332	100%
21	1,228	70%	520	30%	1,748	100%
22	298	97%	9	3%	307	100%
STATE	34,534	79%	9,434	21%	43,968	100%

Note: Percentages may not total 100 percent because of rounding.

Please note that the ADDS monitored clients are not included in this population but will be available in FY2007.

FY 2006
Colorado State and Private Adult Probation
Total Active Clients on June 30, 2006

DISTRICT	TOTAL STATE SUPERVISED CRIMINAL CLIENTS		TOTAL NON-DUI CRIMINAL PRIVATE CLIENTS		TOTAL DUI PRIVATE CLIENTS		TOTAL COLORADO PROBATION POPULATION	
	Number	%	Number	%	Number	%	Number	%
1	3,372	60%	1,328	23%	955	17%	5,655	100%
2	4,904	100%	0	0%	0	0%	4,904	100%
3	306	100%	0	0%	0	0%	306	100%
4	3,862	68%	1,118	20%	717	13%	5,697	100%
5	805	63%	328	26%	153	12%	1,286	100%
6	642	90%	75	10%	0	0%	717	100%
7	655	94%	39	6%	0	0%	694	100%
8	1,941	77%	534	21%	61	2%	2,536	100%
9	630	77%	171	21%	14	2%	815	100%
10	1,437	82%	325	18%	1	0%	1,763	100%
11	845	64%	69	5%	405	31%	1,319	100%
12	402	62%	105	16%	142	22%	649	100%
13	614	83%	123	17%	1	0%	738	100%
14	479	100%	0	0%	0	0%	479	100%
15	255	100%	0	0%	0	0%	255	100%
16	401	100%	0	0%	0	0%	401	100%
17	3,606	75%	762	16%	452	9%	4,820	100%
18	4,895	50%	2,261	23%	2,707	27%	9,863	100%
19	1,748	73%	544	23%	104	4%	2,396	100%
20	1,209	43%	1,123	40%	493	17%	2,825	100%
21	1,228	65%	520	27%	146	8%	1,894	100%
22	298	59%	9	2%	197	39%	504	100%
STATE	34,534	68%	9,434	19%	6,548	13%	50,516	100%

Note: Percentages may not total 100 percent because of rounding.
Please note that the **ADDS monitored clients** are not included in this population but will be available in FY2007.

Colorado Probation: Private Probation



40 years of merit selection



TABLE 52

FY 2006
Colorado Private Probation
New Clients by Supervision Type

NON- DUI PRIVATE PROBATION						
TYPE: DISTRICT	Direct Sentence		Transfer from State Probation		TOTAL NEW CLIENTS	
	Number	%	Number	%	Number	%
1	808	88%	107	12%	915	100%
2	0	0%	0	0%	0	0%
3	0	0%	0	0%	0	0%
4	0	0%	752	100%	752	100%
5	11	15%	64	85%	75	100%
6	0	0%	50	100%	50	100%
7	0	0%	32	100%	32	100%
8	0	0%	541	100%	541	100%
9	3	2%	129	98%	132	100%
10	0	0%	170	100%	170	100%
11	0	0%	164	100%	164	100%
12	0	0%	171	100%	171	100%
13	86	83%	18	17%	104	100%
14	0	0%	0	0%	0	0%
15	0	0%	0	0%	0	0%
16	0	0%	0	0%	0	0%
17	184	26%	530	74%	714	100%
18	0	0%	1,040	100%	1,040	100%
19	0	0%	463	100%	463	100%
20	610	73%	229	27%	839	100%
21	0	0%	435	100%	435	100%
22	9	39%	14	61%	23	100%
STATE	1,711	26%	4,909	74%	6,620	100%

DUI PRIVATE PROBATION						
TYPE: DISTRICT	Direct Sentence		Transfer from State Probation		TOTAL NEW CLIENTS	
	Number	%	Number	%	Number	%
1	904	100%	2	0%	906	100%
2	0	0%	0	0%	0	0%
3	0	0%	0	0%	0	0%
4	0	0%	419	100%	419	100%
5	54	42%	74	58%	128	100%
6	0	0%	0	0%	0	0%
7	0	0%	0	0%	0	0%
8	0	0%	30	100%	30	100%
9	2	67%	1	33%	3	100%
10	0	0%	0	0%	0	0%
11	0	0%	230	100%	230	100%
12	0	0%	374	100%	374	100%
13	1	100%	0	0%	1	100%
14	0	0%	0	0%	0	0%
15	0	0%	0	0%	0	0%
16	0	0%	0	0%	0	0%
17	166	63%	99	37%	265	100%
18	0	0%	2,440	100%	2,440	100%
19	2	2%	98	98%	100	100%
20	58	27%	153	73%	211	100%
21	0	0%	66	100%	66	100%
22	182	100%	0	0%	182	100%
STATE	1,369	26%	3,986	74%	5,355	100%

Note: Percentages may not total 100 percent because of rounding.

Source: Private Probation Monthly Statistical Reports for July 2005- June 2006.

FY 2006
Colorado Private Probation
New Clients by Gender

NON-DUI PRIVATE PROBATION									
TYPE:	Female		Male		Unknown		TOTAL NEW CLIENTS		
	Number	%	Number	%	Number	%	Number	%	
DISTRICT	Number	%	Number	%	Number	%	Number	%	
1	290	32%	625	68%	0	0%	915	100%	
2	0	0%	0	0%	0	0%	0	0%	
3	0	0%	0	0%	0	0%	0	0%	
4	198	26%	554	74%	0	0%	752	100%	
5	11	15%	64	85%	0	0%	75	100%	
6	21	42%	29	58%	0	0%	50	100%	
7	8	25%	24	75%	0	0%	32	100%	
8	157	29%	383	71%	1	0%	541	100%	
9	25	19%	107	81%	0	0%	132	100%	
10	53	31%	117	69%	0	0%	170	100%	
11	46	28%	118	72%	0	0%	164	100%	
12	46	27%	125	73%	0	0%	171	100%	
13	36	35%	68	65%	0	0%	104	100%	
14	0	0%	0	0%	0	0%	0	0%	
15	0	0%	0	0%	0	0%	0	0%	
16	0	0%	0	0%	0	0%	0	0%	
17	181	25%	533	75%	0	0%	714	100%	
18	368	35%	672	65%	0	0%	1,040	100%	
19	140	30%	323	70%	0	0%	463	100%	
20	207	25%	632	75%	0	0%	839	100%	
21	126	29%	309	71%	0	0%	435	100%	
22	11	48%	12	52%	0	0%	23	100%	
STATE	1,924	29%	4,695	71%	1	0%	6,620	100%	

DUI PRIVATE PROBATION									
TYPE:	Female		Male		Unknown		TOTAL NEW CLIENTS		
	Number	%	Number	%	Number	%	Number	%	
DISTRICT	Number	%	Number	%	Number	%	Number	%	
1	206	23%	700	77%	0	0%	906	100%	
2	0	0%	0	0%	0	0%	0	0%	
3	0	0%	0	0%	0	0%	0	0%	
4	84	20%	335	80%	0	0%	419	100%	
5	17	13%	111	87%	0	0%	128	100%	
6	0	0%	0	0%	0	0%	0	0%	
7	0	0%	0	0%	0	0%	0	0%	
8	5	17%	25	83%	0	0%	30	100%	
9	1	33%	2	67%	0	0%	3	100%	
10	0	0%	0	0%	0	0%	0	0%	
11	57	25%	173	75%	0	0%	230	100%	
12	85	23%	289	77%	0	0%	374	100%	
13	1	100%	0	0%	0	0%	1	100%	
14	0	0%	0	0%	0	0%	0	0%	
15	0	0%	0	0%	0	0%	0	0%	
16	0	0%	0	0%	0	0%	0	0%	
17	65	25%	200	75%	0	0%	265	100%	
18	654	27%	1,786	73%	0	0%	2,440	100%	
19	9	9%	91	91%	0	0%	100	100%	
20	48	23%	163	77%	0	0%	211	100%	
21	16	24%	50	76%	0	0%	66	100%	
22	56	31%	126	69%	0	0%	182	100%	
STATE	1,304	24%	4,051	76%	0	0%	5,355	100%	

Note: Percentages may not total 100 percent because of rounding.

Source: Private Probation Monthly Statistical Reports for July 2005- June 2006.

FY 2006
Colorado Private Probation: Non- DUI
New Clients by Age

TYPE:		0-17 Years		18-20 Years		21-24 Years		25-32 Years		33-39 Years		40 and above		Unknown		TOTAL NEW CLIENTS	
		Number	%	Number	%	Number	%	Number	%	Number	%	Number	%	Number	%	Number	%
DISTRICT																	
1		7	1%	134	15%	153	17%	200	22%	171	19%	249	27%	1	0%	915	100%
2		0	0%	0	0%	0	0%	0	0%	0	0%	0	0%	0	0%	0	0%
3		0	0%	0	0%	0	0%	0	0%	0	0%	0	0%	0	0%	0	0%
4		0	0%	73	10%	153	20%	211	28%	131	17%	184	24%	0	0%	752	100%
5		0	0%	7	9%	11	15%	31	41%	12	16%	14	19%	0	0%	75	100%
6		0	0%	7	14%	14	28%	17	34%	4	8%	8	16%	0	0%	50	100%
7		0	0%	3	9%	3	9%	10	31%	5	16%	11	34%	0	0%	32	100%
8		0	0%	80	15%	114	21%	138	26%	77	14%	132	24%	0	0%	541	100%
9		0	0%	15	11%	30	23%	40	30%	19	14%	28	21%	0	0%	132	100%
10		0	0%	29	17%	36	21%	50	29%	20	12%	35	21%	0	0%	170	100%
11		2	1%	19	12%	24	15%	33	20%	24	15%	62	38%	0	0%	164	100%
12		4	2%	38	22%	31	18%	31	18%	17	10%	50	29%	0	0%	171	100%
13		0	0%	16	15%	14	13%	28	27%	20	19%	26	25%	0	0%	104	100%
14		0	0%	0	0%	0	0%	0	0%	0	0%	0	0%	0	0%	0	0%
15		0	0%	0	0%	0	0%	0	0%	0	0%	0	0%	0	0%	0	0%
16		0	0%	0	0%	0	0%	0	0%	0	0%	0	0%	0	0%	0	0%
17		0	0%	90	13%	136	19%	205	29%	137	19%	142	20%	4	1%	714	100%
18		0	0%	148	14%	211	20%	292	28%	153	15%	236	23%	0	0%	1,040	100%
19		0	0%	58	13%	77	17%	129	28%	97	21%	102	22%	0	0%	463	100%
20		4	0%	178	21%	194	23%	211	25%	113	13%	139	17%	0	0%	839	100%
21		0	0%	60	14%	95	22%	118	27%	63	14%	99	23%	0	0%	435	100%
22		0	0%	3	13%	6	26%	3	13%	5	22%	6	26%	0	0%	23	100%
STATE		17	0%	958	14%	1,302	20%	1,747	26%	1,068	16%	1,523	23%	5	0%	6,620	100%

Note: Percentages may not total 100 percent because of rounding.

FY 2006
Colorado Private Probation : DUI
New Clients by Age

TYPE:		DUI PRIVATE PROBATION												TOTAL NEW CLIENTS		
		0-17 Years		18-20 Years		21-24 Years		25-32 Years		33-39 Years		40 and above		Unknown		Number
DISTRICT	Number	%	Number	%	Number	%	Number	%	Number	%	Number	%	Number	%	Number	%
1	6	1%	31	3%	125	14%	210	23%	184	20%	350	39%	0	0%	906	100%
2	0	0%	0	0%	0	0%	0	0%	0	0%	0	0%	0	0%	0	0%
3	0	0%	0	0%	0	0%	0	0%	0	0%	0	0%	0	0%	0	0%
4	1	0%	18	4%	67	16%	102	24%	81	19%	150	36%	0	0%	419	100%
5	2	2%	1	1%	17	13%	36	28%	29	23%	43	34%	0	0%	128	100%
6	0	0%	0	0%	0	0%	0	0%	0	0%	0	0%	0	0%	0	100%
7	0	0%	0	0%	0	0%	0	0%	0	0%	0	0%	0	0%	0	100%
8	0	0%	2	7%	3	10%	4	13%	2	7%	19	63%	0	0%	30	100%
9	0	0%	0	0%	0	0%	0	0%	0	0%	3	100%	0	0%	3	100%
10	0	0%	0	0%	0	0%	0	0%	0	0%	0	0%	0	0%	0	100%
11	0	0%	10	4%	36	16%	40	17%	33	14%	111	48%	0	0%	230	100%
12	8	2%	38	10%	82	22%	82	22%	53	14%	111	30%	0	0%	374	100%
13	0	0%	0	0%	0	0%	0	0%	1	100%	0	0%	0	0%	1	100%
14	0	0%	0	0%	0	0%	0	0%	0	0%	0	0%	0	0%	0	0%
15	0	0%	0	0%	0	0%	0	0%	0	0%	0	0%	0	0%	0	0%
16	0	0%	0	0%	0	0%	0	0%	0	0%	0	0%	0	0%	0	0%
17	0	0%	9	3%	42	16%	68	26%	61	23%	85	32%	0	0%	265	100%
18	26	1%	166	7%	429	18%	734	30%	400	16%	683	28%	2	0%	2,440	100%
19	1	1%	6	6%	14	14%	34	34%	14	14%	31	31%	0	0%	100	100%
20	2	1%	14	7%	52	25%	74	35%	26	12%	43	20%	0	0%	211	100%
21	0	0%	5	8%	8	12%	16	24%	15	23%	22	33%	0	0%	66	100%
22	7	4%	19	10%	39	21%	41	23%	21	12%	55	30%	0	0%	182	100%
STATE	53	1%	319	6%	914	17%	1,441	27%	920	17%	1,706	32%	2	0%	5,355	100%

Note: Percentages may not total 100 percent because of rounding.

FY 2006
Colorado Private Probation: Non- DUI
New Clients by Ethnic Group

NON- DUI PRIVATE PROBATION														
TYPE:	Caucasian		African American		Asian		Hispanic		Native American		Other		TOTAL NEW CLIENTS	
	Number	%	Number	%	Number	%	Number	%	Number	%	Number	%	Number	%
DISTRICT														
1	815	89%	23	3%	16	2%	52	6%	6	1%	3	0%	915	100%
2	0	0%	0	0%	0	0%	0	0%	0	0%	0	0%	0	0%
3	0	0%	0	0%	0	0%	0	0%	0	0%	0	0%	0	0%
4	497	66%	126	17%	8	1%	112	15%	5	1%	4	1%	752	100%
5	53	71%	1	1%	0	0%	20	27%	0	0%	1	1%	75	100%
6	42	84%	0	0%	0	0%	0	0%	7	14%	1	2%	50	100%
7	26	81%	0	0%	0	0%	6	19%	0	0%	0	0%	32	100%
8	487	90%	12	2%	1	0%	34	6%	2	0%	5	1%	541	100%
9	113	86%	1	1%	0	0%	17	13%	0	0%	1	1%	132	100%
10	131	77%	4	2%	0	0%	34	20%	1	1%	0	0%	170	100%
11	153	93%	0	0%	0	0%	10	6%	0	0%	1	1%	164	100%
12	122	71%	0	0%	0	0%	48	28%	1	1%	0	0%	171	100%
13	97	93%	1	1%	0	0%	6	6%	0	0%	0	0%	104	100%
14	0	0%	0	0%	0	0%	0	0%	0	0%	0	0%	0	0%
15	0	0%	0	0%	0	0%	0	0%	0	0%	0	0%	0	0%
16	0	0%	0	0%	0	0%	0	0%	0	0%	0	0%	0	0%
17	621	87%	25	4%	7	1%	61	9%	0	0%	0	0%	714	100%
18	749	72%	177	17%	16	2%	89	9%	2	0%	7	1%	1,040	100%
19	391	84%	4	1%	1	0%	66	14%	1	0%	0	0%	463	100%
20	758	90%	18	2%	5	1%	52	6%	5	1%	1	0%	839	100%
21	383	88%	5	1%	0	0%	40	9%	4	1%	3	1%	435	100%
22	7	30%	1	4%	0	0%	0	0%	15	65%	0	0%	23	100%
STATE	5,445	82%	398	6%	54	1%	647	10%	49	1%	27	0%	6,620	100%

Note: Percentages may not total 100 percent because of rounding.

FY 2006
Colorado Private Probation: DUI
New Clients by Ethnic Group

DUI PRIVATE PROBATION														
TYPE:	Caucasian		African American		Asian		Hispanic		Native American		Other		TOTAL NEW CLIENTS	
	Number	%	Number	%	Number	%	Number	%	Number	%	Number	%	Number	%
DISTRICT														
1	809	89%	11	1%	6	1%	76	8%	4	0%	0	0%	906	100%
2	0	0%	0	0%	0	0%	0	0%	0	0%	0	0%	0	0%
3	0	0%	0	0%	0	0%	0	0%	0	0%	0	0%	0	0%
4	267	64%	40	10%	3	1%	102	24%	4	1%	3	1%	419	100%
5	98	77%	0	0%	0	0%	30	23%	0	0%	0	0%	128	100%
6	0	0%	0	0%	0	0%	0	0%	0	0%	0	0%	0	0%
7	0	0%	0	0%	0	0%	0	0%	0	0%	0	0%	0	0%
8	25	83%	0	0%	0	0%	5	17%	0	0%	0	0%	30	100%
9	3	100%	0	0%	0	0%	0	0%	0	0%	0	0%	3	100%
10	0	0%	0	0%	0	0%	0	0%	0	0%	0	0%	0	0%
11	221	96%	0	0%	0	0%	8	3%	1	0%	0	0%	230	100%
12	228	61%	3	1%	0	0%	136	36%	5	1%	2	1%	374	100%
13	1	100%	0	0%	0	0%	0	0%	0	0%	0	0%	1	100%
14	0	0%	0	0%	0	0%	0	0%	0	0%	0	0%	0	0%
15	0	0%	0	0%	0	0%	0	0%	0	0%	0	0%	0	0%
16	0	0%	0	0%	0	0%	0	0%	0	0%	0	0%	0	0%
17	171	65%	9	3%	3	1%	77	29%	2	1%	3	1%	265	100%
18	1,972	81%	146	6%	54	2%	255	10%	8	0%	5	0%	2,440	100%
19	54	54%	1	1%	0	0%	45	45%	0	0%	0	0%	100	100%
20	189	90%	1	0%	3	1%	17	8%	1	0%	0	0%	211	100%
21	62	94%	0	0%	0	0%	4	6%	0	0%	0	0%	66	100%
22	85	47%	0	0%	0	0%	15	8%	81	45%	1	1%	182	100%
STATE	4,185	78%	211	4%	69	1%	770	14%	106	2%	14	0%	5,355	100%

Note: Percentages may not total 100 percent because of rounding.

Source: Private Probation Monthly Statistical Reports for July 2005- June 2006.

**FY 2006
Colorado Private Probation
Successful/Unsuccessful Terminations**

NON-DUI PRIVATE PROBATION									
TYPE:	SUCCESSFUL TERMINATIONS		UNSUCCESSFUL TERMINATIONS				TOTAL TERMINATIONS		
	Number	%	Revocation	Absconson	Number	%	Number	%	
DISTRICT	Number	%	Number	%	Number	%	Number	%	
1	676	69%	127	13%	178	18%	981	100%	
2	0	0%	0	0%	0	0%	0	0%	
3	0	0%	0	0%	0	0%	0	100%	
4	242	51%	65	14%	163	35%	470	100%	
5	59	77%	0	0%	18	23%	77	100%	
6	18	95%	0	0%	1	5%	19	100%	
7	7	88%	1	13%	0	0%	8	100%	
8	240	70%	26	8%	78	23%	344	100%	
9	20	87%	1	4%	2	9%	23	100%	
10	146	80%	16	9%	21	11%	183	100%	
11	50	81%	6	10%	6	10%	62	100%	
12	136	70%	37	19%	21	11%	194	100%	
13	70	73%	18	19%	8	8%	96	100%	
14	0	0%	0	0%	0	0%	0	0%	
15	0	0%	0	0%	0	0%	0	0%	
16	0	0%	0	0%	0	0%	0	0%	
17	596	73%	83	10%	133	16%	812	100%	
18	1,029	85%	51	4%	135	11%	1,215	100%	
19	162	79%	17	8%	25	12%	204	100%	
20	545	72%	118	16%	93	12%	756	100%	
21	243	68%	59	16%	58	16%	360	100%	
22	1	33%	2	67%	0	0%	3	100%	
STATE	4,240	73%	627	11%	940	16%	5,807	100%	

Key: *Successful Terminations* : This number includes the private successful terminations.

Unsuccessful Terminations : This column includes revocations and absconsions. A revocation is defined as a termination from probation supervision for a technical violation, new misdemeanor, or new felony. A revocation to Community Corrections is NOT included in this section. These offenders are not included on this table as they are still under the supervision and jurisdiction of probation. Absconson refers to probationers who become fugitives and are no longer compliant with probation supervision.

Total Terminations : In this table only, the total terminations include: revocations, absconsions and successful terminations from probation supervision. Additional types of probation closures are included in Table 59 and 60.

Note: Percentages may not total 100 percent because of rounding.

Source: Private Probation Monthly Statistical Reports for July 2005- June 2006.

DUI PRIVATE PROBATION									
TYPE:	SUCCESSFUL TERMINATIONS		UNSUCCESSFUL TERMINATIONS				TOTAL TERMINATIONS		
	Number	%	Revocation	Absconson	Number	%	Number	%	
DISTRICT	Number	%	Number	%	Number	%	Number	%	
1	605	75%	68	8%	139	17%	812	100%	
2	0	0%	0	0%	0	0%	0	0%	
3	0	0%	0	0%	0	0%	0	100%	
4	41	31%	47	36%	44	33%	132	100%	
5	106	74%	0	0%	38	26%	144	100%	
6	0	0%	0	0%	0	0%	0	100%	
7	0	0%	0	0%	0	0%	0	100%	
8	15	44%	7	21%	12	35%	34	100%	
9	2	100%	0	0%	0	0%	2	100%	
10	1	100%	0	0%	0	0%	1	100%	
11	217	89%	14	6%	14	6%	245	100%	
12	127	73%	27	16%	20	11%	174	100%	
13	0	0%	0	0%	0	0%	0	100%	
14	0	0%	0	0%	0	0%	0	0%	
15	0	0%	0	0%	0	0%	0	0%	
16	0	0%	0	0%	0	0%	0	0%	
17	200	73%	25	9%	48	18%	273	100%	
18	2,433	87%	49	2%	330	12%	2,812	100%	
19	9	31%	4	14%	16	55%	29	100%	
20	183	76%	35	15%	23	10%	241	100%	
21	60	74%	14	17%	7	9%	81	100%	
22	78	58%	14	10%	43	32%	135	100%	
STATE	4,077	80%	304	6%	734	14%	5,115	100%	

TABLE 59

FY 2006
Colorado Private Probation: Non- DUI
All Closure Types

TYPE:		Successful		Revocation		Absconson		Courtesy Closure (sent back to original jurisdiction)		Community Corrections		Deported		Death		Administrative Closure		TOTAL CLOSURES		
		Number	%	Number	%	Number	%	Number	%	Number	%	Number	%	Number	%	Number	%	Number	%	
DISTRICT																				
1	676	66%	127	12%	178	17%	36	4%	0	0%	1	0%	2	0%	6	1%	1,026	100%		
2	0	0%	0	0%	0	0%	0	0%	0	0%	0	0%	0	0%	0	0%	0	0%		
3	0	0%	0	0%	0	0%	0	0%	0	0%	0	0%	0	0%	0	0%	0	0%		
4	242	48%	65	13%	163	33%	17	3%	9	2%	0	0%	2	0%	2	0%	500	100%		
5	59	74%	0	0%	18	23%	2	3%	0	0%	0	0%	0	0%	1	1%	80	100%		
6	18	90%	0	0%	1	5%	1	5%	0	0%	0	0%	0	0%	0	0%	20	100%		
7	7	88%	1	13%	0	0%	0	0%	0	0%	0	0%	0	0%	0	0%	8	100%		
8	240	65%	26	7%	78	21%	24	7%	0	0%	0	0%	0	0%	1	0%	369	100%		
9	20	80%	1	4%	2	8%	2	8%	0	0%	0	0%	0	0%	0	0%	25	100%		
10	146	74%	16	8%	21	11%	8	4%	0	0%	0	0%	1	1%	5	3%	197	100%		
11	50	77%	6	9%	6	9%	2	3%	0	0%	0	0%	1	2%	0	0%	65	100%		
12	136	66%	37	18%	21	10%	11	5%	0	0%	0	0%	0	0%	0	0%	205	100%		
13	70	72%	18	19%	8	8%	1	1%	0	0%	0	0%	0	0%	0	0%	97	100%		
14	0	0%	0	0%	0	0%	0	0%	0	0%	0	0%	0	0%	0	0%	0	0%		
15	0	0%	0	0%	0	0%	0	0%	0	0%	0	0%	0	0%	0	0%	0	0%		
16	0	0%	0	0%	0	0%	0	0%	0	0%	0	0%	0	0%	0	0%	0	0%		
17	596	73%	83	10%	133	16%	6	1%	0	0%	0	0%	2	0%	0	0%	820	100%		
18	1,029	83%	51	4%	135	11%	20	2%	0	0%	3	0%	3	0%	5	0%	1,246	100%		
19	162	76%	17	8%	25	12%	9	4%	0	0%	0	0%	1	0%	0	0%	214	100%		
20	545	69%	118	15%	93	12%	24	3%	0	0%	0	0%	3	0%	4	1%	787	100%		
21	243	64%	59	16%	58	15%	11	3%	0	0%	1	0%	3	1%	2	1%	377	100%		
22	1	33%	2	67%	0	0%	0	0%	0	0%	0	0%	0	0%	0	0%	3	100%		
STATE	4,240	70%	627	10%	940	16%	174	3%	9	0%	5	0%	18	0%	26	0%	6,039	100%		

Note: Percentages may not total 100 percent because of rounding.

Source: Private Probation Monthly Statistical Reports for July 2005- June 2006.

FY 2006
Colorado Private Probation: DUI
All Closure Types

DUI PRIVATE PROBATION

TYPE: DISTRICT	Successful		Revocation		Absconson		Courtesy Closure (sent back to original jurisdiction)		Community Corrections Discharge		Deported		Death		Administrative Closure		TOTAL CLOSURES	
	Number	%	Number	%	Number	%	Number	%	Number	%	Number	%	Number	%	Number	%	Number	%
1	605	74%	68	8%	139	17%	2	0%	0	0%	0	0%	1	0%	1	0%	816	100%
2	0	0%	0	0%	0	0%	0	0%	0	0%	0	0%	0	0%	0	0%	0	0%
3	0	0%	0	0%	0	0%	0	0%	0	0%	0	0%	0	0%	0	0%	0	0%
4	41	31%	47	35%	44	33%	0	0%	0	0%	0	0%	2	1%	0	0%	134	100%
5	106	72%	0	0%	38	26%	0	0%	0	0%	0	0%	1	1%	2	1%	147	100%
6	0	0%	0	0%	0	0%	0	0%	0	0%	0	0%	0	0%	0	0%	0	100%
7	0	0%	0	0%	0	0%	0	0%	0	0%	0	0%	0	0%	0	0%	0	100%
8	15	42%	7	19%	12	33%	1	3%	0	0%	0	0%	1	3%	0	0%	36	100%
9	2	100%	0	0%	0	0%	0	0%	0	0%	0	0%	0	0%	0	0%	2	100%
10	1	100%	0	0%	0	0%	0	0%	0	0%	0	0%	0	0%	0	0%	1	100%
11	217	89%	14	6%	14	6%	0	0%	0	0%	0	0%	0	0%	0	0%	245	100%
12	127	72%	27	15%	20	11%	0	0%	0	0%	1	1%	0	0%	1	1%	176	100%
13	0	0%	0	0%	0	0%	0	0%	0	0%	0	0%	0	0%	0	0%	0	100%
14	0	0%	0	0%	0	0%	0	0%	0	0%	0	0%	0	0%	0	0%	0	0%
15	0	0%	0	0%	0	0%	0	0%	0	0%	0	0%	0	0%	0	0%	0	0%
16	0	0%	0	0%	0	0%	0	0%	0	0%	0	0%	0	0%	0	0%	0	0%
17	200	73%	25	9%	48	17%	0	0%	0	0%	0	0%	2	1%	0	0%	275	100%
18	2,433	86%	49	2%	330	12%	1	0%	0	0%	1	0%	2	0%	0	0%	2,816	100%
19	9	31%	4	14%	16	55%	0	0%	0	0%	0	0%	0	0%	0	0%	29	100%
20	183	74%	35	14%	23	9%	1	0%	0	0%	0	0%	2	1%	3	1%	247	100%
21	60	73%	14	17%	7	9%	1	1%	0	0%	0	0%	0	0%	0	0%	82	100%
22	78	57%	14	10%	43	31%	0	0%	0	0%	1	1%	1	1%	0	0%	137	100%
STATE	4,077	79%	304	6%	734	14%	6	0%	0	0%	3	0%	12	0%	7	0%	5,143	100%

Note: Percentages may not total 100 percent because of rounding.

Source: Private Probation Monthly Statistical Reports for July 2005- June 2006.

**FY 2006
Colorado Private Probation
Types of Revocation**

NON-DUI PRIVATE PROBATION										TOTAL	
TYPE:	New Felony		New Misdemeanor		Technical		REVOCAIONS for Non-DUI Private Cases				
	Number	%	Number	%	Number	%	Number	%	Number	%	
1	10	8%	14	11%	103	81%	127	100%			
2	0	0%	0	0%	0	0%	0	0%			
3	0	0%	0	0%	0	0%	0	0%			
4	12	18%	11	17%	42	65%	65	100%			
5	0	0%	0	0%	0	0%	0	100%			
6	0	0%	0	0%	0	0%	0	100%			
7	0	0%	0	0%	1	100%	1	100%			
8	3	12%	1	4%	22	85%	26	100%			
9	0	0%	0	0%	1	100%	1	100%			
10	1	6%	1	6%	14	88%	16	100%			
11	0	0%	0	0%	6	100%	6	100%			
12	6	16%	11	30%	20	54%	37	100%			
13	0	0%	3	17%	15	83%	18	100%			
14	0	0%	0	0%	0	0%	0	0%			
15	0	0%	0	0%	0	0%	0	0%			
16	0	0%	0	0%	0	0%	0	0%			
17	3	4%	11	13%	69	83%	83	100%			
18	3	6%	18	35%	30	59%	51	100%			
19	2	12%	0	0%	15	88%	17	100%			
20	7	6%	17	14%	94	80%	118	100%			
21	1	2%	4	7%	54	92%	59	100%			
22	0	0%	0	0%	2	100%	2	100%			
STATE	48	8%	91	15%	488	78%	627	100%			

DUI PRIVATE PROBATION										TOTAL	
TYPE:	New Felony		New Misdemeanor		Technical		REVOCAIONS for Private DUI Cases				
	Number	%	Number	%	Number	%	Number	%	Number	%	
1	2	3%	13	19%	53	78%	68	100%			
2	0	0%	0	0%	0	0%	0	0%			
3	0	0%	0	0%	0	0%	0	0%			
4	2	4%	8	17%	37	79%	47	100%			
5	0	0%	0	0%	0	0%	0	100%			
6	0	0%	0	0%	0	0%	0	100%			
7	0	0%	0	0%	0	0%	0	100%			
8	1	0%	0	0%	6	0%	7	100%			
9	0	0%	0	0%	0	0%	0	100%			
10	0	0%	0	0%	0	0%	0	100%			
11	0	0%	2	14%	12	86%	14	100%			
12	1	4%	5	19%	21	78%	27	100%			
13	0	0%	0	0%	0	0%	0	100%			
14	0	0%	0	0%	0	0%	0	0%			
15	0	0%	0	0%	0	0%	0	0%			
16	0	0%	0	0%	0	0%	0	0%			
17	0	0%	3	12%	22	88%	25	100%			
18	0	0%	24	49%	25	51%	49	100%			
19	0	0%	0	0%	4	0%	4	100%			
20	2	6%	10	29%	23	66%	35	100%			
21	0	0%	0	0%	14	100%	14	100%			
22	0	0%	0	0%	14	100%	14	100%			
STATE	8	3%	65	21%	231	76%	304	100%			

Key: *New Felony:* Includes revocations for a new felony offense committed while on probation supervision.

New Misdemeanor: Includes revocations for a new misdemeanor offense committed while on probation supervision.

Technical: Includes revocations for technical probation supervision violations (i.e. drug use, non-compliance).

Total Revocations: Total includes all felony, misdemeanor, and technical violations resulting in a revocation from probation.

Note: Percentages may not total 100 percent because of rounding.

**FY 2006
Colorado Private Probation
Length of Stay**

NON-DUI PRIVATE PROBATION												
TYPE:		0-12 months		13-24 months		25-36 months		37 + months		TOTAL CLOSURES		
DISTRICT	#	%	#	%	#	%	#	%	#	%	#	%
1	637	62%	277	27%	68	7%	44	4%	1,026	100%		
2	0	0%	0	0%	0	0%	0	0%	0	0%		
3	0	0%	0	0%	0	0%	0	0%	0	0%		
4	186	37%	216	43%	58	12%	40	8%	500	100%		
5	41	51%	29	36%	6	8%	4	5%	80	100%		
6	10	50%	8	40%	0	0%	2	10%	20	100%		
7	2	25%	2	25%	2	25%	2	25%	8	100%		
8	265	72%	80	22%	16	4%	8	2%	369	100%		
9	10	40%	11	44%	4	16%	0	0%	25	100%		
10	95	48%	56	28%	18	9%	28	14%	197	100%		
11	47	72%	16	25%	2	3%	0	0%	65	100%		
12	129	63%	63	31%	8	4%	5	2%	205	100%		
13	61	63%	32	33%	3	3%	1	1%	97	100%		
14	0	0%	0	0%	0	0%	0	0%	0	0%		
15	0	0%	0	0%	0	0%	0	0%	0	0%		
16	0	0%	0	0%	0	0%	0	0%	0	0%		
17	577	70%	213	26%	22	3%	8	1%	820	100%		
18	218	17%	710	57%	215	17%	103	8%	1,246	100%		
19	129	60%	76	36%	7	3%	2	1%	214	100%		
20	369	47%	318	40%	71	9%	29	4%	787	100%		
21	195	52%	106	28%	43	11%	33	9%	377	100%		
22	3	100%	0	0%	0	0%	0	0%	3	100%		
STATE	2,974	49%	2,213	37%	543	9%	309	5%	6,039	100%		

DUI PRIVATE PROBATION												
TYPE:		0-12 months		13-24 months		25-36 months		37 + months		TOTAL CLOSURES		
DISTRICT	#	%	#	%	#	%	#	%	#	%	#	%
1	482	59%	292	36%	39	5%	3	0%	816	100%		
2	0	0%	0	0%	0	0%	0	0%	0	0%		
3	0	0%	0	0%	0	0%	0	0%	0	0%		
4	95	71%	37	28%	1	1%	1	1%	134	100%		
5	83	56%	50	34%	11	7%	3	2%	147	100%		
6	0	0%	0	0%	0	0%	0	0%	0	0%		
7	0	0%	0	0%	0	0%	0	0%	0	0%		
8	30	81%	7	19%	0	0%	0	0%	37	100%		
9	2	100%	0	0%	0	0%	0	0%	2	100%		
10	0	0%	1	100%	0	0%	0	0%	1	100%		
11	163	67%	75	31%	7	3%	0	0%	245	100%		
12	118	67%	56	32%	3	2%	0	0%	177	100%		
13	0	0%	0	0%	0	0%	0	0%	0	0%		
14	0	0%	0	0%	0	0%	0	0%	0	0%		
15	0	0%	0	0%	0	0%	0	0%	0	0%		
16	0	0%	0	0%	0	0%	0	0%	0	0%		
17	140	51%	129	47%	5	2%	1	0%	275	100%		
18	2,028	72%	730	26%	72	3%	2	0%	2,832	100%		
19	28	97%	1	3%	0	0%	0	0%	29	100%		
20	104	42%	128	52%	15	6%	0	0%	247	100%		
21	31	38%	35	43%	11	13%	5	6%	82	100%		
22	109	79%	27	20%	2	1%	0	0%	138	100%		
STATE	3,413	66%	1,568	30%	166	3%	15	0%	5,162	100%		

Note: Percentages may not total 100 percent because of rounding.

FY 2006
Colorado Private Probation
Active NON-DUI PRIVATE CLIENTS as of June 30, 2006

Risk Levels:		NON-DUI PRIVATE PROBATION												TOTAL PRIVATE NON-DUI PROBATION CLIENTS				
		New: w/in the first 30 days of supervision start date		Maximum		Medium		Mininum		Administrative		Community Corrections				Domestic Violence		Interstate
DISTRICT	Number	%	Number	%	Number	%	Number	%	Number	%	Number	%	Number	%	Number	%	Number	%
1	37	3%	15	1%	152	11%	567	43%	508	38%	0	0%	47	4%	2	0%	1,328	100%
2	0	0%	0	0%	0	0%	0	0%	0	0%	0	0%	0	0%	0	0%	0	0%
3	0	0%	0	0%	0	0%	0	0%	0	0%	0	0%	0	0%	0	0%	0	0%
4	3	0%	12	1%	152	14%	197	18%	380	34%	2	0%	371	33%	1	0%	1,118	100%
5	0	0%	1	0%	17	5%	74	23%	8	2%	0	0%	228	70%	0	0%	328	100%
6	1	1%	0	0%	1	1%	52	69%	3	4%	0	0%	18	24%	0	0%	75	100%
7	0	0%	0	0%	6	15%	32	82%	1	3%	0	0%	0	0%	0	0%	39	100%
8	13	2%	1	0%	13	2%	335	63%	46	9%	0	0%	126	24%	0	0%	534	100%
9	5	3%	0	0%	1	1%	107	63%	14	8%	0	0%	44	26%	0	0%	171	100%
10	0	0%	2	1%	10	3%	133	41%	4	1%	1	0%	174	54%	1	0%	325	100%
11	0	0%	0	0%	8	12%	36	52%	10	14%	0	0%	15	22%	0	0%	69	100%
12	4	4%	2	2%	23	22%	61	58%	9	9%	0	0%	6	6%	0	0%	105	100%
13	0	0%	0	0%	4	3%	26	21%	12	10%	0	0%	81	66%	0	0%	123	100%
14	0	0%	0	0%	0	0%	0	0%	0	0%	0	0%	0	0%	0	0%	0	0%
15	0	0%	0	0%	0	0%	0	0%	0	0%	0	0%	0	0%	0	0%	0	0%
16	0	0%	0	0%	0	0%	0	0%	0	0%	0	0%	0	0%	0	0%	0	0%
17	35	5%	12	2%	120	16%	474	62%	111	15%	0	0%	10	1%	0	0%	762	100%
18	10	0%	1	0%	56	2%	1,130	50%	388	17%	0	0%	675	30%	1	0%	2,261	100%
19	6	1%	0	0%	59	11%	126	23%	41	8%	0	0%	311	57%	1	0%	544	100%
20	52	5%	6	1%	88	8%	528	47%	435	39%	1	0%	11	1%	2	0%	1,123	100%
21	10	2%	16	3%	98	19%	347	67%	49	9%	0	0%	0	0%	0	0%	520	100%
22	2	22%	0	0%	0	0%	3	33%	2	22%	0	0%	2	22%	0	0%	9	100%
STATE	178	2%	68	1%	808	9%	4,228	45%	2,021	21%	4	0%	2,119	22%	8	0%	9,434	100%

Note: Percentages may not total 100 percent because of rounding.

Source: Private Probation Monthly Statistical Reports for July 2005- June 2006.

TABLE 64

FY 2006
Colorado Private Probation
Active DUI Clients as of June 30, 2006

Risk Levels:		DUI PRIVATE PROBATION												TOTAL DUI PRIVATE PROBATION CLIENTS				
		New: w/in the first 30 days of supervision start date		Maximum		Medium		Mininum		Administrative		Community Corrections		Interstate		Number	%	
DISTRICT	Number	%	Number	%	Number	%	Number	%	Number	%	Number	%	Number	%	Number	%	Number	%
1	10	1%	0	0%	7	1%	12	1%	922	97%	1	0%	3	0%	955	100%		
2	0	0%	0	0%	0	0%	0	0%	0	0%	0	0%	0	0%	0	0%		
3	0	0%	0	0%	0	0%	0	0%	0	0%	0	0%	0	0%	0	0%		
4	29	4%	2	0%	12	2%	8	1%	663	92%	2	0%	1	0%	717	100%		
5	2	1%	0	0%	15	10%	95	62%	41	27%	0	0%	0	0%	153	100%		
6	0	0%	0	0%	0	0%	0	0%	0	0%	0	0%	0	0%	0	0%		
7	0	0%	0	0%	0	0%	0	0%	0	0%	0	0%	0	0%	0	0%		
8	3	5%	1	2%	4	7%	48	79%	5	8%	0	0%	0	0%	61	100%		
9	3	21%	0	0%	1	7%	3	21%	7	50%	0	0%	0	0%	14	100%		
10	0	0%	0	0%	0	0%	0	0%	1	100%	0	0%	0	0%	1	100%		
11	4	1%	2	0%	13	3%	107	26%	279	69%	0	0%	0	0%	405	100%		
12	33	23%	2	1%	3	2%	21	15%	83	58%	0	0%	0	0%	142	100%		
13	0	0%	0	0%	0	0%	1	100%	0	0%	0	0%	0	0%	1	100%		
14	0	0%	0	0%	0	0%	0	0%	0	0%	0	0%	0	0%	0	0%		
15	0	0%	0	0%	0	0%	0	0%	0	0%	0	0%	0	0%	0	0%		
16	0	0%	0	0%	0	0%	0	0%	0	0%	0	0%	0	0%	0	0%		
17	16	4%	6	1%	59	13%	301	67%	70	15%	0	0%	0	0%	452	100%		
18	3	0%	1	0%	4	0%	0	0%	2,696	100%	3	0%	0	0%	2,707	100%		
19	6	6%	2	2%	22	21%	53	51%	21	20%	0	0%	0	0%	104	100%		
20	16	3%	3	1%	25	5%	355	72%	94	19%	0	0%	0	0%	493	100%		
21	0	0%	2	1%	25	17%	77	53%	42	29%	0	0%	0	0%	146	100%		
22	8	4%	1	1%	7	4%	137	70%	44	22%	0	0%	0	0%	197	100%		
STATE	133	2%	22	0%	197	3%	1,218	19%	4,968	76%	6	0%	4	0%	6,548	100%		

Note: Percentages may not total 100 percent because of rounding.

Source: Private Probation Monthly Statistical Reports for July 2005- June 2006.

Colorado Probation: Regular Juvenile Probation



40 years of merit selection



TABLE 65

FY 2006
Colorado State Juvenile Probation
Investigations

TYPE: DISTRICT	Sex Offender		Pre- Sentence Investigations		Updated Pre-Sentence Investigations		Intake Evaluation		Interstate Investigations to Colorado		Administrative		TOTAL INVESTIGATIONS		No Show Reports*	
	Number	%	Number	%	Number	%	Number	%	Number	%	Number	%	Number	%	Number	%
1	48	11%	328	78%	0	0%	0	0%	2	0%	44	10%	422	100%	0	0%
2	37	8%	402	90%	0	0%	0	0%	3	1%	7	2%	449	100%	0	0%
3	1	3%	27	75%	0	0%	0	0%	0	0%	8	22%	36	100%	0	0%
4	19	5%	298	84%	0	0%	0	0%	19	5%	19	5%	355	100%	0	0%
5	4	6%	50	79%	1	2%	0	0%	0	0%	8	13%	63	100%	5	12%
6	7	10%	55	82%	0	0%	0	0%	2	3%	3	4%	67	100%	0	0%
7	0	0%	69	77%	9	10%	2	2%	2	2%	8	9%	90	100%	1	2%
8	13	7%	145	79%	0	0%	0	0%	0	0%	26	14%	184	100%	9	21%
9	2	1%	98	72%	8	6%	4	3%	3	2%	21	15%	136	100%	0	0%
10	12	31%	14	36%	0	0%	0	0%	8	21%	5	13%	39	100%	0	0%
11	1	14%	3	43%	0	0%	0	0%	2	29%	1	14%	7	100%	0	0%
12	4	8%	41	79%	0	0%	0	0%	0	0%	7	13%	52	100%	0	0%
13	1	1%	54	78%	4	6%	0	0%	3	4%	7	10%	69	100%	0	0%
14	1	1%	59	65%	8	9%	0	0%	0	0%	23	25%	91	100%	0	0%
15	1	33%	2	67%	0	0%	0	0%	0	0%	0	0%	3	100%	0	0%
16	3	38%	3	38%	0	0%	0	0%	0	0%	2	25%	8	100%	0	0%
17	11	4%	274	89%	0	0%	0	0%	0	0%	23	7%	308	100%	22	52%
18	19	25%	31	40%	0	0%	0	0%	16	21%	11	14%	77	100%	1	2%
19	13	7%	106	59%	3	2%	0	0%	5	3%	54	30%	181	100%	0	0%
20	1	2%	52	84%	0	0%	0	0%	0	0%	9	15%	62	100%	0	0%
21	4	3%	110	83%	0	0%	0	0%	0	0%	18	14%	132	100%	4	10%
22	1	2%	44	85%	0	0%	0	0%	5	10%	2	4%	52	100%	0	0%
STATE	203	7%	2,265	79%	33	1%	6	0%	70	2%	306	11%	2,883	100%	42	100%

No Show Reports*: This report is submitted to the court without a full investigation due to the unavailability of the offender and is not included in the TOTAL INVESTIGATIONS.

Note: Percentages may not total 100 percent because of rounding

Source: Regular Juvenile Monthly Statistical Reports submitted by probation districts for July 2005- June 2006.

FY 2006
Colorado State Juvenile Probation
New Clients by Supervision Type

TYPE: DISTRICT	Probation		Probation Revoked and Resentenced		Deferred Adjudication		Interstate Transfers to Colorado		Change of Venue		TOTAL NEW CLIENTS	
	Number	%	Number	%	Number	%	Number	%	Number	%	Number	%
1	637	84%	7	1%	23	3%	4	1%	86	11%	757	100%
2	359	53%	16	2%	48	7%	7	1%	251	37%	681	100%
3	24	40%	0	0%	31	52%	1	2%	4	7%	60	100%
4	549	92%	5	1%	8	1%	14	2%	22	4%	598	100%
5	87	88%	0	0%	1	1%	0	0%	11	11%	99	100%
6	51	91%	0	0%	1	2%	1	2%	3	5%	56	100%
7	54	73%	0	0%	13	18%	1	1%	6	8%	74	100%
8	146	67%	10	5%	32	15%	2	1%	29	13%	219	100%
9	34	38%	0	0%	39	44%	2	2%	14	16%	89	100%
10	104	52%	6	3%	61	30%	4	2%	26	13%	201	100%
11	79	45%	2	1%	83	48%	2	1%	8	5%	174	100%
12	43	40%	0	0%	58	54%	0	0%	7	6%	108	100%
13	57	50%	0	0%	42	37%	3	3%	11	10%	113	100%
14	40	65%	1	2%	17	27%	1	2%	3	5%	62	100%
15	34	77%	0	0%	7	16%	0	0%	3	7%	44	100%
16	58	75%	0	0%	13	17%	0	0%	6	8%	77	100%
17	401	66%	5	1%	28	5%	13	2%	165	27%	612	100%
18	664	61%	7	1%	276	25%	13	1%	133	12%	1,093	100%
19	413	76%	2	0%	72	13%	4	1%	55	10%	546	100%
20	108	35%	9	3%	187	61%	3	1%	1	0%	308	100%
21	167	81%	2	1%	15	7%	4	2%	18	9%	206	100%
22	20	53%	0	0%	12	32%	4	11%	2	5%	38	100%
STATE	4,129	66%	72	1%	1,067	17%	83	1%	864	14%	6,215	100%

Note: Percentages may not total 100 percent because of rounding

Source: Regular Juvenile Monthly Statistical Reports submitted by probation districts for July 2005- June 2006.

FY 2006
Colorado State Juvenile Probation
New Clients by Gender

TYPE: DISTRICT	Female		Male		Unknown		TOTAL NEW CLIENTS	
	Number	%	Number	%	Number	%	Number	%
1	178	24%	577	76%	2	0%	757	100%
2	133	20%	546	80%	2	0%	681	100%
3	14	23%	46	77%	0	0%	60	100%
4	133	22%	464	78%	1	0%	598	100%
5	19	19%	78	79%	2	2%	99	100%
6	9	16%	47	84%	0	0%	56	100%
7	16	22%	58	78%	0	0%	74	100%
8	45	21%	171	78%	3	1%	219	100%
9	21	24%	68	76%	0	0%	89	100%
10	55	27%	144	72%	2	1%	201	100%
11	53	30%	121	70%	0	0%	174	100%
12	24	22%	83	77%	1	1%	108	100%
13	30	27%	83	73%	0	0%	113	100%
14	7	11%	52	84%	3	5%	62	100%
15	11	25%	33	75%	0	0%	44	100%
16	29	38%	48	62%	0	0%	77	100%
17	115	19%	495	81%	2	0%	612	100%
18	201	18%	891	82%	1	0%	1,093	100%
19	148	27%	398	73%	0	0%	546	100%
20	76	25%	232	75%	0	0%	308	100%
21	48	23%	158	77%	0	0%	206	100%
22	7	18%	31	82%	0	0%	38	100%
STATE	1,372	22%	4,824	78%	19	0%	6,215	100%

Note: Percentages may not total 100 percent because of rounding

Source: Regular Juvenile Monthly Statistical Reports submitted by probation districts for July 2005- June 2006.

TABLE 68

FY 2006
Colorado State Juvenile Probation
New Clients by Ethnic Group

TYPE: DISTRICT	Caucasian		African American		Asian		Hispanic		Native American		Other		TOTAL NEW CLIENTS	
	Number	%	Number	%	Asian	%	Number	%	Number	%	Number	%	Number	%
1	483	64%	54	7%	9	1%	192	25%	15	2%	4	1%	757	100%
2	197	29%	190	28%	2	0%	277	41%	10	1%	5	1%	681	100%
3	31	52%	1	2%	0	0%	27	45%	1	2%	0	0%	60	100%
4	370	62%	135	23%	7	1%	80	13%	2	0%	4	1%	598	100%
5	70	71%	1	1%	0	0%	24	24%	0	0%	4	4%	99	100%
6	40	71%	0	0%	0	0%	9	16%	7	13%	0	0%	56	100%
7	57	77%	2	3%	0	0%	15	20%	0	0%	0	0%	74	100%
8	199	91%	3	1%	0	0%	11	5%	2	1%	4	2%	219	100%
9	60	67%	2	2%	0	0%	27	30%	0	0%	0	0%	89	100%
10	112	56%	10	5%	1	0%	71	35%	4	2%	3	1%	201	100%
11	164	94%	1	1%	0	0%	6	3%	2	1%	1	1%	174	100%
12	84	78%	2	2%	0	0%	22	20%	0	0%	0	0%	108	100%
13	103	91%	2	2%	1	1%	7	6%	0	0%	0	0%	113	100%
14	55	89%	0	0%	0	0%	3	5%	0	0%	4	6%	62	100%
15	33	75%	1	2%	0	0%	10	23%	0	0%	0	0%	44	100%
16	50	65%	2	3%	0	0%	22	29%	0	0%	3	4%	77	100%
17	452	74%	54	9%	7	1%	86	14%	7	1%	6	1%	612	100%
18	707	65%	254	23%	11	1%	104	10%	3	0%	14	1%	1,093	100%
19	500	92%	4	1%	0	0%	41	8%	1	0%	0	0%	546	100%
20	237	77%	7	2%	2	1%	56	18%	2	1%	4	1%	308	100%
21	160	78%	4	2%	0	0%	42	20%	0	0%	0	0%	206	100%
22	24	63%	0	0%	1	3%	2	5%	11	29%	0	0%	38	100%
STATE	4,188	67%	729	12%	41	1%	1,134	18%	67	1%	56	1%	6,215	100%

Note: Percentages may not total 100 percent because of rounding

Source: Regular Juvenile Monthly Statistical Reports submitted by probation districts for July 2005- June 2006.

FY 2006
Colorado State Juvenile Probation
New Clients by Age

TYPE: DISTRICT	10-14 Years		15 Years		16 Years		17 Years		18+ Years		Unknown		TOTAL NEW CLIENTS	
	Number	%	Number	%	Number	%	Number	%	Number	%	Number	%	Number	%
1	192	25%	148	20%	168	22%	166	22%	83	11%	0	0%	757	100%
2	176	26%	124	18%	162	24%	137	20%	81	12%	1	0%	681	100%
3	18	30%	13	22%	11	18%	12	20%	6	10%	0	0%	60	100%
4	160	27%	116	19%	140	23%	136	23%	45	8%	1	0%	598	100%
5	18	18%	12	12%	28	28%	22	22%	19	19%	0	0%	99	100%
6	22	39%	13	23%	9	16%	7	13%	5	9%	0	0%	56	100%
7	22	30%	12	16%	12	16%	17	23%	11	15%	0	0%	74	100%
8	46	21%	48	22%	38	17%	57	26%	30	14%	0	0%	219	100%
9	32	36%	12	13%	19	21%	18	20%	8	9%	0	0%	89	100%
10	52	26%	44	22%	41	20%	48	24%	16	8%	0	0%	201	100%
11	43	25%	34	20%	38	22%	46	26%	13	7%	0	0%	174	100%
12	32	30%	14	13%	22	20%	27	25%	13	12%	0	0%	108	100%
13	39	35%	18	16%	19	17%	24	21%	13	12%	0	0%	113	100%
14	17	27%	8	13%	13	21%	17	27%	7	11%	0	0%	62	100%
15	15	34%	6	14%	5	11%	11	25%	7	16%	0	0%	44	100%
16	20	26%	12	16%	16	21%	18	23%	11	14%	0	0%	77	100%
17	153	25%	137	22%	116	19%	129	21%	77	13%	0	0%	612	100%
18	217	20%	212	19%	232	21%	281	26%	151	14%	0	0%	1,093	100%
19	150	27%	103	19%	130	24%	120	22%	43	8%	0	0%	546	100%
20	73	24%	66	21%	64	21%	81	26%	24	8%	0	0%	308	100%
21	50	24%	33	16%	49	24%	44	21%	30	15%	0	0%	206	100%
22	11	29%	7	18%	8	21%	9	24%	3	8%	0	0%	38	100%
STATE	1,558	25%	1,192	19%	1,340	22%	1,427	23%	696	11%	2	0%	6,215	100%

Note: Percentages may not total 100 percent because of rounding

Source: Regular Juvenile Monthly Statistical Reports submitted by probation districts for July 2005- June 2006.

FY 2006
Colorado State Juvenile Probation
Successful/Unsuccessful Terminations

TYPE:	SUCCESSFUL TERMINATIONS		UNSUCCESSFUL TERMINATIONS				TOTAL TERMINATIONS	
	Number	%	Revocation	Absconded	Number	%	Number	%
DISTRICT	Number	%	Number	%	Number	%	Number	%
1	398	75%	96	18%	35	7%	529	100%
2	299	55%	160	30%	83	15%	542	100%
3	17	68%	8	32%	0	0%	25	100%
4	364	66%	145	26%	42	8%	551	100%
5	64	83%	7	9%	6	8%	77	100%
6	38	79%	10	21%	0	0%	48	100%
7	73	80%	16	18%	2	2%	91	100%
8	153	62%	83	34%	9	4%	245	100%
9	57	86%	6	9%	3	5%	66	100%
10	112	70%	36	23%	11	7%	159	100%
11	146	76%	38	20%	9	5%	193	100%
12	78	86%	11	12%	2	2%	91	100%
13	61	72%	21	25%	3	4%	85	100%
14	40	78%	8	16%	3	6%	51	100%
15	32	84%	4	11%	2	5%	38	100%
16	36	84%	6	14%	1	2%	43	100%
17	264	66%	89	22%	49	12%	402	100%
18	557	67%	204	24%	76	9%	837	100%
19	331	67%	144	29%	18	4%	493	100%
20	244	89%	12	4%	18	7%	274	100%
21	165	73%	44	19%	18	8%	227	100%
22	24	62%	11	28%	4	10%	39	100%
STATE	3,553	70%	1,159	23%	394	8%	5,106	100%

Key: *Successful Terminations*: This number includes those probationers supervised by the state who terminated successfully.

Unsuccessful Terminations: This column includes revocations and abscondions. A revocation is defined as a termination from probation supervision for a technical violation, new misdemeanor, or new felony. Absconion refers to probationers who become fugitives and are no longer compliant with probation supervision.

Total Terminations: In this table only, the total terminations include: revocations, abscondions and successful terminations from probation supervision. Additional types of probation closures are included in Table 71.

Note: Percentages may not total 100 percent because of rounding

FY 2006
Colorado State Juvenile Probation
All Probation Supervision Closure Types

TYPE:	Successful		Revocation		Absconded		Change of Venue		Community Corrections Discharge		Deported		Death		Administrative Closure		TOTAL CLOSURE		
	Number	%	Number	%	Number	%	Number	%	Number	%	Number	%	Number	%	Number	%	Number	%	
DISTRICT																			
1	398	48%	96	12%	35	4%	289	35%	0	0%	0	0%	0	0%	3	0%	821	100%	
2	299	49%	160	26%	83	13%	70	11%	0	0%	2	0%	1	0%	1	0%	616	100%	
3	17	59%	8	28%	0	0%	4	14%	0	0%	0	0%	0	0%	0	0%	29	100%	
4	364	63%	145	25%	42	7%	28	5%	0	0%	0	0%	0	0%	1	0%	580	100%	
5	64	72%	7	8%	6	7%	11	12%	0	0%	0	0%	0	0%	1	1%	89	100%	
6	38	69%	10	18%	0	0%	7	13%	0	0%	0	0%	0	0%	0	0%	55	100%	
7	73	75%	16	16%	2	2%	6	6%	0	0%	0	0%	0	0%	0	0%	97	100%	
8	153	51%	83	28%	9	3%	52	17%	0	0%	0	0%	0	0%	1	0%	298	100%	
9	57	70%	6	7%	3	4%	14	17%	0	0%	0	0%	0	0%	2	2%	82	100%	
10	112	62%	36	20%	11	6%	20	11%	0	0%	0	0%	1	1%	0	0%	180	100%	
11	146	64%	38	17%	9	4%	34	15%	0	0%	0	0%	0	0%	1	0%	228	100%	
12	78	81%	11	11%	2	2%	5	5%	0	0%	0	0%	0	0%	0	0%	96	100%	
13	61	60%	21	21%	3	3%	16	16%	0	0%	0	0%	0	0%	1	1%	102	100%	
14	40	66%	8	13%	3	5%	10	16%	0	0%	0	0%	0	0%	0	0%	61	100%	
15	32	76%	4	10%	2	5%	4	10%	0	0%	0	0%	0	0%	0	0%	42	100%	
16	36	68%	6	11%	1	2%	9	17%	0	0%	0	0%	0	0%	1	2%	53	100%	
17	264	47%	89	16%	49	9%	160	28%	0	0%	0	0%	0	0%	3	1%	565	100%	
18	557	54%	204	20%	76	7%	195	19%	0	0%	0	0%	4	0%	3	0%	1,039	100%	
19	331	63%	144	27%	18	3%	36	7%	0	0%	0	0%	0	0%	0	0%	529	100%	
20	244	78%	12	4%	18	6%	35	11%	0	0%	1	0%	0	0%	1	0%	311	100%	
21	165	67%	44	18%	18	7%	19	8%	0	0%	1	0%	0	0%	0	0%	247	100%	
22	24	60%	11	28%	4	10%	1	3%	0	0%	0	0%	0	0%	0	0%	40	100%	
STATE	3,553	58%	1,159	19%	394	6%	1,025	17%	0	0%	4	0%	6	0%	19	0%	6,160	100%	

Key:
Successful Terminations: This number includes those probationers supervised by the state who terminated successfully.
Revocations: This column includes revocation from probation supervision for a technical violation, new misdemeanor, or a new felony.
Abscondion: This column includes offenders that may have absconded from supervision and a warrant issued.
Change of Venue: This column includes juveniles who have been sent to another jurisdiction for supervision.
Administrative Closure: Includes death of an offender, deportation or no services provided to an offender (i.e. in custody in another jurisdiction).
 Closure Types for Interstate offenders supervised by Colorado Probation are included in the above table.

Note: Percentages may not total 100 percent because of rounding

Source: Regular Juvenile Monthly Statistical Reports submitted by probation districts for July 2005- June 2006.

TABLE 72

FY 2006
Colorado State Juvenile Probation
Types of Revocation

TYPE: DISTRICT	New Felony		New Misdemeanor		Technical		TOTAL REVOCATIONS	
	Number	%	Number	%	Number	%	Number	%
1	18	19%	7	7%	71	74%	96	100%
2	9	6%	2	1%	149	93%	160	100%
3	5	63%	0	0%	3	38%	8	100%
4	28	19%	22	15%	95	66%	145	100%
5	0	0%	1	14%	6	86%	7	100%
6	1	10%	1	10%	8	80%	10	100%
7	1	6%	3	19%	12	75%	16	100%
8	7	8%	18	22%	58	70%	83	100%
9	2	33%	0	0%	4	67%	6	100%
10	7	19%	9	25%	20	56%	36	100%
11	6	16%	5	13%	27	71%	38	100%
12	1	9%	2	18%	8	73%	11	100%
13	2	10%	2	10%	17	81%	21	100%
14	1	13%	3	38%	4	50%	8	100%
15	1	25%	0	0%	3	75%	4	100%
16	3	50%	0	0%	3	50%	6	100%
17	19	21%	26	29%	44	49%	89	100%
18	29	14%	38	19%	137	67%	204	100%
19	21	15%	15	10%	108	75%	144	100%
20	1	8%	2	17%	9	75%	12	100%
21	8	18%	7	16%	29	66%	44	100%
22	1	9%	2	18%	8	73%	11	100%
STATE	171	15%	165	14%	823	71%	1,159	100%

Key:

New Felony: Includes revocations for a new felony offense committed while on probation supervision

New Misdemeanor: Includes revocations for a new misdemeanor offense committed while on probation supervision.

Technical: Includes revocations for technical probation supervision violations (e.g. drug use, non-compliance).

Total Revocations: Total includes all felony, misdemeanor, and technical violations resulting in a revocation from probation.

Note: Percentages may not total 100 percent because of rounding

Source: Regular Juvenile Monthly Statistical Reports submitted by probation districts for July 2005- June 2006.

FY 2006
Colorado State Juvenile Probation
Length of Stay on Probation Supervision

TYPE: DISTRICT	0-12 months		13-24 months		25-36 months		37 + months		TOTAL CLOSURES	
	Number	%	Number	%	Number	%	Number	%	Number	%
1	497	61%	186	23%	107	13%	31	4%	821	100%
2	334	54%	207	34%	62	10%	13	2%	616	100%
3	19	66%	7	24%	3	10%	0	0%	29	100%
4	303	52%	191	33%	51	9%	33	6%	578	100%
5	47	53%	31	35%	8	9%	3	3%	89	100%
6	32	58%	16	29%	6	11%	1	2%	55	100%
7	30	31%	49	51%	13	13%	5	5%	97	100%
8	174	59%	90	30%	23	8%	9	3%	296	100%
9	52	63%	25	30%	4	5%	1	1%	82	100%
10	112	62%	51	28%	15	8%	2	1%	180	100%
11	150	66%	48	21%	21	9%	9	4%	228	100%
12	54	56%	29	30%	11	11%	2	2%	96	100%
13	71	70%	26	25%	4	4%	1	1%	102	100%
14	31	51%	23	38%	6	10%	1	2%	61	100%
15	12	29%	22	52%	4	10%	4	10%	42	100%
16	22	42%	22	42%	8	15%	1	2%	53	100%
17	311	55%	161	28%	69	12%	24	4%	565	100%
18	513	49%	355	34%	119	11%	51	5%	1,038	100%
19	331	63%	162	31%	28	5%	8	2%	529	100%
20	230	74%	61	20%	16	5%	4	1%	311	100%
21	152	62%	71	29%	19	8%	5	2%	247	100%
22	25	63%	14	35%	1	3%	0	0%	40	100%
STATE	3,502	57%	1,847	30%	598	10%	208	3%	6,155	100%

Note: Percentages may not total 100 percent because of rounding.

Source: Regular Juvenile Monthly Statistical Reports submitted by probation districts for July 2005- June 2006.

TABLE 74

FY 2006
Colorado State Juvenile Probation
Active Client Risk Levels on June 30, 2006

Risk Levels: DISTRICT	New: w/in the first 30 days of supervision start date		Maximum		Medium		Minimum		Administrative		Community Corrections		Sex Offender ¹		Interstate Transfer to Another State		TOTAL STATE JUVENILE CLIENTS	
	Number	%	Number	%	Number	%	Number	%	Number	%	Number	%	Number	%	Number	%	Number	%
1	23	3%	96	12%	309	40%	163	21%	93	12%	0	0%	85	11%	3	0%	772	100%
2	10	1%	212	26%	238	29%	131	16%	165	20%	0	0%	66	8%	3	0%	825	100%
3	2	3%	13	19%	22	33%	24	36%	5	7%	0	0%	0	0%	1	1%	67	100%
4	11	1%	138	17%	278	35%	170	21%	124	15%	0	0%	60	7%	21	3%	802	100%
5	2	2%	15	14%	22	20%	53	48%	13	12%	0	0%	1	1%	4	4%	110	100%
6	0	0%	9	13%	22	32%	18	26%	9	13%	0	0%	8	12%	2	3%	68	100%
7	1	1%	32	28%	28	24%	48	42%	3	3%	0	0%	2	2%	1	1%	115	100%
8	6	2%	45	19%	91	38%	39	16%	31	13%	0	0%	26	11%	4	2%	242	100%
9	5	5%	20	21%	18	19%	33	34%	12	12%	0	0%	9	9%	0	0%	97	100%
10	15	7%	17	8%	67	33%	61	30%	41	20%	0	0%	5	2%	0	0%	206	100%
11	3	1%	16	8%	113	56%	28	14%	21	10%	0	0%	15	7%	5	2%	201	100%
12	10	8%	11	9%	26	20%	61	48%	15	12%	0	0%	4	3%	1	1%	128	100%
13	2	2%	13	11%	18	16%	46	40%	29	25%	0	0%	3	3%	3	3%	114	100%
14	1	1%	16	19%	35	42%	17	20%	7	8%	0	0%	2	2%	5	6%	83	100%
15	2	4%	2	4%	7	13%	25	48%	14	27%	0	0%	2	4%	0	0%	52	100%
16	3	3%	24	22%	23	21%	46	41%	8	7%	0	0%	3	3%	4	4%	111	100%
17	27	4%	96	13%	212	28%	205	27%	144	19%	0	0%	77	10%	2	0%	763	100%
18	61	5%	98	8%	351	27%	456	36%	205	16%	0	0%	54	4%	59	5%	1,284	100%
19	12	2%	83	16%	160	30%	183	35%	49	9%	0	0%	31	6%	7	1%	525	100%
20	21	7%	98	31%	56	18%	60	19%	49	16%	0	0%	26	8%	4	1%	314	100%
21	3	1%	51	19%	85	31%	88	32%	19	7%	0	0%	22	8%	6	2%	274	100%
22	0	0%	7	21%	15	44%	8	24%	3	9%	0	0%	0	0%	1	3%	34	100%
STATE	220	3%	1,112	15%	2,196	31%	1,963	27%	1,059	15%	0	0%	501	7%	136	2%	7,187	100%

¹Sex Offender: A detailed breakout of the risk levels of these offenders can be found in Table 75.

Note: Percentages may not total 100 percents because of rounding

Source: Regular Juvenile Monthly Statistical Reports submitted by probation districts for July 2005- June 2006.

FY 2006
Colorado State Juvenile Probation
Sex Offender Caseloads
Active Client Risk Levels on June 30, 2006

Risk Level:	Juvenile Sex Offenders (Non-SOISP)											
	Sex Offender Maximum		Sex Offender Medium		Sex Offender Minimum		Sex Offender Administrative		TOTAL SEX OFFENDERS			
DISTRICT	Number	%	Number	%	Number	%	Number	%	Number	%	Number	%
1	84	99%	0	0%	1	1%	0	0%	85	100%		
2	12	18%	39	59%	13	20%	2	3%	66	100%		
3	0	0%	0	0%	0	0%	0	0%	0	100%		
4	49	82%	7	12%	4	7%	0	0%	60	100%		
5	0	0%	1	100%	0	0%	0	0%	1	100%		
6	1	13%	4	50%	1	13%	2	25%	8	100%		
7	1	50%	1	50%	0	0%	0	0%	2	100%		
8	12	46%	9	35%	0	0%	5	19%	26	100%		
9	1	11%	4	44%	3	33%	1	11%	9	100%		
10	0	0%	2	40%	3	60%	0	0%	5	100%		
11	2	13%	7	47%	4	27%	2	13%	15	100%		
12	1	25%	2	50%	0	0%	1	25%	4	100%		
13	1	33%	1	33%	0	0%	1	33%	3	100%		
14	2	100%	0	0%	0	0%	0	0%	2	100%		
15	1	50%	0	0%	1	50%	0	0%	2	100%		
16	0	0%	2	67%	1	33%	0	0%	3	100%		
17	10	13%	34	44%	21	27%	12	16%	77	100%		
18	21	39%	31	57%	2	4%	0	0%	54	100%		
19	11	35%	10	32%	2	6%	8	26%	31	100%		
20	15	58%	5	19%	1	4%	5	19%	26	100%		
21	2	9%	16	73%	4	18%	0	0%	22	100%		
22	0	0%	0	0%	0	0%	0	0%	0	100%		
STATE	226	45%	175	35%	61	12%	39	8%	501	100%		

* Sex Offenders Non SOISP: This chart does not include Juvenile Sex Offenders who have been placed on Juvenile Intensive Supervision (JISP).

Note: Percentages may not total 100 percent because of rounding.

Colorado Probation: Adult Intensive Supervision Probation (AISP)



40 years of merit selection



FY2006

**Colorado State Probation Specialized Programs
Adult Intensive Supervision Probation (AISP)
New Clients by Order Type**

DISTRICT	Direct Sentence		Transfer from Regular Probation		Courtesy Transfer from other Colorado Probation Districts		Interstate Transfers to Colorado		Total New Clients	
1	120	53%	99	44%	6	3%	0	0%	225	100%
2A*	188	55%	124	36%	31	9%	0	0%	343	100%
3	0	0%	1	100%	0	0%	0	0%	1	100%
4	37	29%	87	67%	5	4%	0	0%	129	100%
5	12	57%	8	38%	1	5%	0	0%	21	100%
6	1	100%	0	0%	0	0%	0	0%	1	100%
7	2	25%	5	63%	1	13%	0	0%	8	100%
8	76	48%	77	49%	5	3%	0	0%	158	100%
9	6	27%	7	32%	9	41%	0	0%	22	100%
10	14	30%	31	66%	2	4%	0	0%	47	100%
11	2	17%	8	67%	2	17%	0	0%	12	100%
12	2	11%	12	67%	4	22%	0	0%	18	100%
13	8	23%	22	63%	5	14%	0	0%	35	100%
14	6	50%	4	33%	2	17%	0	0%	12	100%
15	1	17%	5	83%	0	0%	0	0%	6	100%
16	1	14%	5	71%	1	14%	0	0%	7	100%
17	89	45%	94	47%	17	9%	0	0%	200	100%
18	91	40%	120	52%	19	8%	0	0%	230	100%
19	43	38%	47	42%	23	20%	0	0%	113	100%
20	53	61%	29	33%	5	6%	0	0%	87	100%
21	14	47%	14	47%	2	7%	0	0%	30	100%
22	1	100%	0	0%	0	0%	0	0%	1	100%
TOTAL	767	45%	799	47%	140	8%	0	0%	1,706	100%

2A*: Denver Adult Probation.

Note: Percentages may not total 100 percent because of rounding.

Source: Specialized Programs Data Collection Coversheet-ISP submitted by probation districts July 2005- June 2006.

TABLE 77

FY 2006
Colorado State Specialized Programs
Adult Intensive Supervision Probation (AISP)
Successful/Unsuccessful Terminations

TYPE:	SUCCESSFUL TERMINATIONS		UNSUCCESSFUL TERMINATIONS				TOTAL TERMINATIONS	
	Number	%	Number	Revocation	Absconson	Number	%	
DISTRICT	Number	%	Number	%	Number	%	Number	%
1	83	47%	65	37%	29	16%	177	100%
2A	129	42%	104	34%	72	24%	305	100%
3	0	0%	0	0%	0	0%	0	0%
4	54	45%	41	34%	25	21%	120	100%
5	13	93%	1	7%	0	0%	14	100%
6	3	100%	0	0%	0	0%	3	100%
7	4	100%	0	0%	0	0%	4	100%
8	103	76%	26	19%	7	5%	136	100%
9	11	65%	6	35%	0	0%	17	100%
10	29	54%	12	22%	13	24%	54	100%
11	5	83%	1	17%	0	0%	6	100%
12	11	65%	4	24%	2	12%	17	100%
13	10	53%	8	42%	1	5%	19	100%
14	1	20%	3	60%	1	20%	5	100%
15	2	67%	0	0%	1	33%	3	100%
16	1	100%	0	0%	0	0%	1	100%
17	77	57%	40	29%	19	14%	136	100%
18	105	62%	39	23%	25	15%	169	100%
19	47	64%	26	36%	0	0%	73	100%
20	26	39%	35	53%	5	8%	66	100%
21	16	57%	11	39%	1	4%	28	100%
22	1	33%	2	67%	0	0%	3	100%
STATE	731	54%	424	31%	201	15%	1,356	100%

Key: *Successful Terminations*: This number includes the state successful terminations.

Unsuccessful Terminations: This column includes revocations and absconsions. A revocation is defined as a termination from probation supervision for a technical violation, new misdemeanor, or new felony. A revocation to Community Corrections is NOT included in this section. These offenders are not included on this table as they are still under the supervision and jurisdiction of probation. Absconson refers to probationers who become fugitives and are no longer compliant with probation supervision.

Total Terminations: In this table only, the total terminations include: revocations, absconsions and successful terminations from probation supervision. Additional types of probation discharges are included in Table 78.

Note: Percentages may not total 100 percent because of rounding.

Source: Regular Adult Monthly Statistical Reports submitted by probation districts for July 2005- June 2006.

TABLE 78

FY2006
Colorado State Probation Specialized Programs
Adult Intensive Supervision Probation (AISP)
Discharges

DISTRICT	Successful: Transfer to Regular Probation		Completed Program no longer on Probation		Absconded		Courtesy sent back to Original District		Re-Sentenced to Community Corrections		Revoked: Department of Corrections		Deported		Death		Administrative Closure		Transfer to Another Specialized Program		Total Discharges			
1	75	32%	8	3%	29	13%	4	2%	50	22%	65	28%	0	0%	1	0%	0	0%	0	0%	0	0%	232	100%
2A*	105	21%	24	5%	72	15%	105	21%	59	12%	104	21%	15	3%	2	0%	2	0%	6	1%	6	1%	494	100%
3	0	0%	0	0%	0	0%	0	0%	0	0%	0	0%	0	0%	0	0%	0	0%	0	0%	0	0%	0	0%
4	49	36%	5	4%	25	18%	2	1%	13	9%	41	30%	0	0%	2	1%	0	0%	0	0%	0	0%	137	100%
5	13	81%	0	0%	0	0%	0	0%	2	13%	1	6%	0	0%	0	0%	0	0%	0	0%	0	0%	16	100%
6	3	38%	0	0%	0	0%	2	25%	3	38%	0	0%	0	0%	0	0%	0	0%	0	0%	0	0%	8	100%
7	3	38%	1	13%	0	0%	0	0%	2	25%	0	0%	0	0%	0	0%	0	0%	2	25%	2	25%	8	100%
8	99	60%	4	2%	7	4%	0	0%	29	17%	26	16%	0	0%	1	1%	0	0%	0	0%	0	0%	166	100%
9	9	36%	2	8%	0	0%	2	8%	5	20%	6	24%	0	0%	0	0%	1	4%	0	0%	0	0%	25	100%
10	25	37%	4	6%	13	19%	4	6%	9	13%	12	18%	0	0%	0	0%	0	0%	1	1%	1	1%	68	100%
11	5	71%	0	0%	0	0%	1	14%	0	0%	1	14%	0	0%	0	0%	0	0%	0	0%	0	0%	7	100%
12	10	40%	1	4%	2	8%	1	4%	7	28%	4	16%	0	0%	0	0%	0	0%	0	0%	0	0%	25	100%
13	9	43%	1	5%	1	5%	1	5%	1	5%	8	38%	0	0%	0	0%	0	0%	0	0%	0	0%	21	100%
14	1	8%	0	0%	1	8%	3	25%	4	33%	3	25%	0	0%	0	0%	0	0%	0	0%	0	0%	12	100%
15	1	20%	1	20%	1	20%	0	0%	1	20%	0	0%	0	0%	1	20%	0	0%	0	0%	0	0%	5	100%
16	0	0%	1	100%	0	0%	0	0%	0	0%	0	0%	0	0%	0	0%	0	0%	0	0%	0	0%	1	100%
17	72	39%	5	3%	19	10%	14	8%	32	17%	40	22%	1	1%	0	0%	0	0%	2	1%	2	1%	185	100%
18	98	38%	7	3%	25	10%	22	8%	65	25%	39	15%	0	0%	4	2%	0	0%	0	0%	0	0%	260	100%
19	44	36%	3	2%	0	0%	16	13%	34	28%	26	21%	0	0%	0	0%	0	0%	0	0%	0	0%	123	100%
20	22	24%	4	4%	5	6%	5	6%	19	21%	35	39%	0	0%	0	0%	0	0%	0	0%	0	0%	90	100%
21	11	37%	5	17%	1	3%	0	0%	2	7%	11	37%	0	0%	0	0%	0	0%	0	0%	0	0%	30	100%
22	1	33%	0	0%	0	0%	0	0%	0	0%	2	67%	0	0%	0	0%	0	0%	0	0%	0	0%	3	100%
TOTAL	655	34%	76	4%	201	10%	182	9%	337	18%	424	22%	16	1%	11	1%	3	0%	11	1%	11	1%	1,916	100%

2A*: Denver Adult Probation.

Note: Percentages may not total 100 percent because of rounding.

FY2006
Colorado State Probation Specialized Programs
Adult Intensive Supervision Probation (AISP)
Revocation Types

DISTRICT	Revoked: New Felony	Revoked: New Misdemeanor	Revoked: Technical	Total Revocations
1	28 43%	9 14%	28 43%	65 100%
2A*	40 38%	5 5%	59 57%	104 100%
3	0 0%	0 0%	0 0%	0 0%
4	23 56%	1 2%	17 41%	41 100%
5	1 100%	0 0%	0 0%	1 100%
6	0 0%	0 0%	0 0%	0 0%
7	0 0%	0 0%	0 0%	0 0%
8	9 35%	4 15%	13 50%	26 100%
9	1 17%	0 0%	5 83%	6 100%
10	3 25%	2 17%	7 58%	12 100%
11	0 0%	0 0%	1 100%	1 100%
12	0 0%	1 25%	3 75%	4 100%
13	1 13%	0 0%	7 88%	8 100%
14	0 0%	0 0%	3 100%	3 100%
15	0 0%	0 0%	0 0%	0 0%
16	0 0%	0 0%	0 0%	0 0%
17	18 45%	2 5%	20 50%	40 100%
18	3 8%	6 15%	30 77%	39 100%
19	13 50%	2 8%	11 42%	26 100%
20	17 49%	5 14%	13 37%	35 100%
21	4 36%	1 9%	6 55%	11 100%
22	0 0%	0 0%	2 100%	2 100%
TOTAL	161 38%	38 9%	225 53%	424 100%

2A*: Denver Adult Probation.

Key: **New Felony:** Includes revocations for a new felony offense committed while on probation supervision.

New Misdemeanor: Includes revocations for a new misdemeanor offense committed while on probation supervision.

Technical: Includes revocations for technical probation supervision violations (e.g. drug use, non-compliance).

Total Revocations: Total includes all felony, misdemeanor, and technical violations resulting in a revocation from probation

Colorado Probation: Sex Offender Intensive Supervision Probation (SOISP)



40 years of merit selection



FY2006

**Colorado State Probation Specialized Programs
Sex Offender Intensive Supervision Probation (SOISP)
New Clients by Order Type**

DISTRICT	Direct Sentence		Transfer from Regular Probation		Courtesy Transfer from other Colorado Probation Districts		Interstate Transfers to Colorado		Total New Clients	
1	44	81%	6	11%	4	7%	0	0%	54	100%
2A*	37	86%	2	5%	4	9%	0	0%	43	100%
3	0	0%	0	0%	0	0%	0	0%	0	0%
4	34	65%	10	19%	5	10%	3	6%	52	100%
5	1	100%	0	0%	0	0%	0	0%	1	100%
6	6	75%	1	13%	1	13%	0	0%	8	100%
7	1	100%	0	0%	0	0%	0	0%	1	100%
8	15	65%	7	30%	1	4%	0	0%	23	100%
9	1	50%	0	0%	1	50%	0	0%	2	100%
10	15	79%	4	21%	0	0%	0	0%	19	100%
11	6	67%	2	22%	1	11%	0	0%	9	100%
12	0	0%	0	0%	0	0%	0	0%	0	0%
13	1	100%	0	0%	0	0%	0	0%	1	100%
14	3	75%	0	0%	1	25%	0	0%	4	100%
15	1	100%	0	0%	0	0%	0	0%	1	100%
16	1	33%	0	0%	2	67%	0	0%	3	100%
17	21	75%	4	14%	3	11%	0	0%	28	100%
18	56	76%	17	23%	1	1%	0	0%	74	100%
19	4	44%	2	22%	3	33%	0	0%	9	100%
20	9	69%	3	23%	1	8%	0	0%	13	100%
21	4	80%	1	20%	0	0%	0	0%	5	100%
22	0	0%	0	0%	0	0%	0	0%	0	0%
TOTAL	260	74%	59	17%	28	8%	3	1%	350	100%

2A*: Denver Adult Probation.

Note: Percentages may not total 100 percent because of rounding.

TABLE 81

FY 2006
Colorado State Probation Specialized Programs
Sex Offender Intensive Supervision Program (SOISP)
Successful/Unsuccessful Terminations

TYPE: DISTRICT	SUCCESSFUL TERMINATIONS		UNSUCCESSFUL TERMINATIONS				TOTAL TERMINATIONS	
	Number	%	Revocation	Absconson	Number	%	Number	%
1	12	35%	14	8	24%	34	100%	
2A	6	26%	15	2	9%	23	100%	
3	0	0%	0	0	0%	0	0%	
4	10	26%	17	11	29%	38	100%	
5	2	100%	0	0	0%	2	100%	
6	4	0%	4	0	0%	8	0%	
7	0	0%	0	0	0%	0	0%	
8	5	26%	14	0	0%	19	100%	
9	0	0%	0	0	0%	0	0%	
10	3	27%	8	0	0%	11	100%	
11	0	0%	2	1	0%	3	0%	
12	0	0%	0	0	0%	0	0%	
13	1	100%	0	0	0%	1	100%	
14	0	0%	1	0	0%	1	100%	
15	0	0%	0	0	0%	0	0%	
16	0	0%	0	0	0%	0	0%	
17	5	42%	7	0	0%	12	100%	
18	17	40%	14	11	26%	42	100%	
19	2	29%	4	1	14%	7	100%	
20	1	17%	4	1	17%	6	100%	
21	4	50%	3	1	0%	8	100%	
22	0	0%	1	0	0%	1	100%	
STATE	72	33%	108	36	17%	216	100%	

Key: *Successful Terminations* : This number includes the state successful terminations.

Unsuccessful Terminations : This column includes revocations and absconsions. A revocation is defined as a termination from probation supervision for a technical violation, new misdemeanor, or new felony. A revocation to Community Corrections is NOT included in this section. These offenders are not included on this table as they are still under the supervision and jurisdiction of probation. Absconson refers to probationers who become fugitives and are no longer compliant with probation supervision.

Total Terminations : In this table only, the total terminations include: revocations, absconsions and successful terminations from probation supervision. Additional types of probation discharges are included in Table 82.

Note: Percentages may not total 100 percent because of rounding.

Source: Specialized Programs Data Collection Coversheet-SIP submitted by probation districts for July 2005- June 2006.

FY2006
Colorado State Probation Specialized Programs
Sex Offender Intensive Supervision Probation (SOISP)
Discharges

DISTRICT	Successful: Transfer to Regular Probation		Completed Program no longer on Probation	Absconded	Courtesy sent back to Original District	Re-Sentenced to: Community Corrections		Revoked: Department of Corrections		Deported	Death	Administrative Closure	Transfer to Another Specialized Program	Total Discharges		
	11	24%				5	17%	2	7%						14	31%
1	1	2%	8	18%	5	11%	5	11%	14	31%	1	2%	0	0%	45	100%
2A*	5	17%	2	7%	5	17%	2	7%	15	50%	0	0%	0	0%	30	100%
3	0	0%	0	0%	0	0%	0	0%	0	0%	0	0%	0	0%	0	0%
4	2	5%	11	28%	1	3%	0	0%	17	43%	0	0%	0	0%	40	100%
5	1	50%	1	50%	0	0%	0	0%	0	0%	0	0%	0	0%	2	100%
6	3	38%	1	13%	0	0%	0	0%	4	50%	0	0%	0	0%	8	100%
7	0	0%	0	0%	1	100%	0	0%	0	0%	0	0%	0	0%	1	100%
8	5	24%	0	0%	1	5%	1	5%	14	67%	0	0%	0	0%	21	100%
9	0	0%	0	0%	0	0%	0	0%	0	0%	0	0%	0	0%	0	0%
10	3	19%	0	0%	5	31%	0	0%	8	50%	0	0%	0	0%	16	100%
11	0	0%	1	33%	0	0%	0	0%	2	67%	0	0%	0	0%	3	100%
12	0	0%	0	0%	0	0%	0	0%	0	0%	0	0%	0	0%	0	0%
13	0	0%	1	50%	1	50%	0	0%	0	0%	0	0%	0	0%	2	100%
14	0	0%	0	0%	0	0%	0	0%	1	100%	0	0%	0	0%	1	100%
15	0	0%	0	0%	0	0%	0	0%	0	0%	0	0%	0	0%	0	0%
16	0	0%	0	0%	0	0%	0	0%	0	0%	0	0%	0	0%	0	0%
17	4	21%	1	5%	2	11%	1	5%	7	37%	3	16%	0	0%	19	100%
18	0	0%	17	34%	2	4%	3	6%	14	28%	2	4%	1	2%	50	100%
19	0	0%	2	20%	3	30%	0	0%	4	40%	0	0%	0	0%	10	100%
20	1	8%	0	0%	4	33%	1	8%	4	33%	0	0%	1	8%	12	100%
21	1	9%	3	27%	1	9%	1	9%	3	27%	0	0%	2	18%	11	100%
22	0	0%	0	0%	0	0%	0	0%	1	100%	0	0%	0	0%	1	100%
TOTAL	36	13%	36	13%	30	11%	14	5%	108	40%	6	2%	4	1%	272	100%

2A*: Denver Adult Probation.

Note: Percentages may not total 100 percent because of rounding.

FY2006
Colorado State Probation Specialized Programs
Sex Offender Intensive Supervision Probation (SOISP)
Revocation Types

DISTRICT	Revoked: New Felony	Revoked: New Misdemeanor	Revoked: Technical	Total Revocations
1	2 14%	1 7%	11 79%	14 100%
2A*	0 0%	1 7%	14 93%	15 100%
3	0 0%	0 0%	0 0%	0 0%
4	4 24%	1 6%	12 71%	17 100%
5	0 0%	0 0%	0 0%	0 0%
6	0 0%	0 0%	4 100%	4 100%
7	0 0%	0 0%	0 0%	0 0%
8	2 14%	0 0%	12 86%	14 100%
9	0 0%	0 0%	0 0%	0 0%
10	0 0%	0 0%	8 100%	8 100%
11	1 50%	0 0%	1 50%	2 100%
12	0 0%	0 0%	0 0%	0 0%
13	0 0%	0 0%	0 0%	0 0%
14	0 0%	0 0%	1 100%	1 100%
15	0 0%	0 0%	0 0%	0 0%
16	0 0%	0 0%	0 0%	0 0%
17	1 14%	0 0%	6 86%	7 100%
18	1 7%	0 0%	13 93%	14 100%
19	0 0%	1 25%	3 75%	4 100%
20	0 0%	2 50%	2 50%	4 100%
21	0 0%	0 0%	3 100%	3 100%
22	0 0%	0 0%	1 100%	1 100%
TOTAL	11 10%	6 6%	91 84%	108 100%

2A*: Denver Adult Probation.

Key:

New Felony : Includes revocations for a new felony offense committed while on probation supervision.

New Misdemeanor : Includes revocations for a new misdemeanor offense committed while on probation supervision.

Technical : Includes revocations for technical probation supervision violations (e.g. drug use, non-compliance).

Total Revocations : Total includes all felony, misdemeanor, and technical violations resulting in a revocation from probation.

Note: Percentages may not total 100 percent because of rounding.

Colorado Probation: Female Offender Program (FOP)



40 years of merit selection



FY2006
Colorado State Probation Specialized Programs
Female Offender Program (FOP)
New Clients by Order Type

DISTRICT	Direct Sentence	Transfer from Regular Probation		Courtesy Transfer from other Colorado Probation Districts		Interstate Transfers to Colorado		Total New Clients		
1	11	48%	12	52%	0	0%	0	0%	23	100%
2A*	24	41%	29	50%	5	9%	0	0%	58	100%
3	0	0%	0	0%	0	0%	0	0%	0	0%
4	2	11%	16	89%	0	0%	0	0%	18	100%
5	0	0%	0	0%	0	0%	0	0%	0	0%
6	0	0%	0	0%	0	0%	0	0%	0	0%
7	0	0%	0	0%	0	0%	0	0%	0	0%
8	11	46%	13	54%	0	0%	0	0%	24	100%
9	0	0%	0	0%	0	0%	0	0%	0	0%
10	7	27%	17	65%	2	8%	0	0%	26	100%
11	0	0%	0	0%	0	0%	0	0%	0	0%
12	0	0%	0	0%	0	0%	0	0%	0	0%
13	0	0%	0	0%	0	0%	0	0%	0	0%
14	0	0%	0	0%	0	0%	0	0%	0	0%
15	0	0%	0	0%	0	0%	0	0%	0	0%
16	0	0%	0	0%	0	0%	0	0%	0	0%
17	24	46%	26	50%	2	4%	0	0%	52	100%
18	5	20%	19	76%	1	4%	0	0%	25	100%
19	4	16%	19	76%	2	8%	0	0%	25	100%
20	8	47%	9	53%	0	0%	0	0%	17	100%
21	9	36%	16	64%	0	0%	0	0%	25	100%
22	0	0%	0	0%	0	0%	0	0%	0	0%
TOTAL	105	36%	176	60%	12	4%	0	0%	293	100%

2A*: Denver Adult Probation.

Note: Percentages may not total 100 percent because of rounding.

FY 2006
Colorado State Probation Specialized Programs
Female Offender Program (FOP)
Successful/Unsuccessful Terminations

TYPE: DISTRICT	SUCCESSFUL TERMINATIONS		UNSUCCESSFUL TERMINATIONS		TOTAL TERMINATIONS	
	Number	%	Number	%	Number	%
1	7	47%	6	40%	2	13%
2A	18	49%	9	24%	10	27%
3	0	0%	0	0%	0	0%
4	9	60%	6	40%	0	0%
5	0	0%	0	0%	0	0%
6	0	0%	0	0%	0	0%
7	0	0%	0	0%	0	0%
8	0	0%	0	0%	0	0%
9	0	0%	0	0%	0	0%
10	0	0%	0	0%	0	0%
11	0	0%	0	0%	0	0%
12	0	0%	0	0%	0	0%
13	0	0%	0	0%	0	0%
14	0	0%	0	0%	0	0%
15	0	0%	0	0%	0	0%
16	0	0%	0	0%	0	0%
17	19	70%	5	19%	3	11%
18	10	67%	3	20%	2	13%
19	1	100%	0	0%	0	0%
20	0	0%	2	0%	0	0%
21	0	0%	1	100%	0	0%
22	0	0%	0	0%	0	0%
STATE	64	57%	32	28%	17	15%
					113	100%

Key:

Successful Terminations : This number includes the state successful terminations.

Unsuccessful Terminations : This column includes revocations and absconsions. A revocation is defined as a termination from probation supervision for a technical violation, new misdemeanor, or new felony. A revocation to Community Corrections is NOT included in this section. These offenders are not included on this table as they are still under the supervision and jurisdiction of probation. Absconson refers to probationers who become fugitives and are no longer compliant with probation supervision.

Total Terminations : In this table only, the total terminations include: revocations, absconsions and successful terminations from probation supervision. Additional types of probation discharges are included in Table 86.

Note: Percentages may not total 100 percent because of rounding.

FY2006
Colorado State Probation Specialized Programs
Female Offender Program (FOP)
Discharges

DISTRICT	Successful: Transfer to Regular Probation		Completed Program no longer on Probation		Courtesy sent back to Original District		Re-Sentenced to Community Corrections		Revoked: Department of Corrections		Deported		Death		Administrative Closure		Transfer to Another Specialized Program		Total Discharges	
	2	11%	5	26%	0	0%	2	11%	6	32%	0	0%	0	0%	0	0%	2	11%	19	100%
2A*	10	15%	8	12%	10	15%	17	26%	9	14%	0	0%	0	0%	0	0%	2	3%	66	100%
3	0	0%	0	0%	0	0%	0	0%	0	0%	0	0%	0	0%	0	0%	0	0%	0	0%
4	9	43%	0	0%	0	0%	2	10%	6	29%	0	0%	0	0%	0	0%	4	19%	21	100%
5	0	0%	0	0%	0	0%	0	0%	0	0%	0	0%	0	0%	0	0%	0	0%	0	0%
6	0	0%	0	0%	0	0%	0	0%	0	0%	0	0%	0	0%	0	0%	0	0%	0	0%
7	0	0%	0	0%	0	0%	0	0%	0	0%	0	0%	0	0%	0	0%	0	0%	0	0%
8	0	0%	0	0%	0	0%	0	0%	0	0%	0	0%	0	0%	0	0%	0	0%	0	0%
9	0	0%	0	0%	0	0%	0	0%	0	0%	0	0%	0	0%	0	0%	0	0%	0	0%
10	0	0%	0	0%	0	0%	0	0%	0	0%	0	0%	0	0%	0	0%	0	0%	0	0%
11	0	0%	0	0%	0	0%	0	0%	0	0%	0	0%	0	0%	0	0%	0	0%	0	0%
12	0	0%	0	0%	0	0%	0	0%	0	0%	0	0%	0	0%	0	0%	0	0%	0	0%
13	0	0%	0	0%	0	0%	0	0%	0	0%	0	0%	0	0%	0	0%	0	0%	0	0%
14	0	0%	0	0%	0	0%	0	0%	0	0%	0	0%	0	0%	0	0%	0	0%	0	0%
15	0	0%	0	0%	0	0%	0	0%	0	0%	0	0%	0	0%	0	0%	0	0%	0	0%
16	0	0%	0	0%	0	0%	0	0%	0	0%	0	0%	0	0%	0	0%	0	0%	0	0%
17	18	43%	1	2%	2	5%	12	29%	5	12%	0	0%	0	0%	0	0%	1	2%	42	100%
18	8	36%	2	9%	1	5%	6	27%	3	14%	0	0%	0	0%	0	0%	0	0%	22	100%
19	1	100%	0	0%	0	0%	0	0%	0	0%	0	0%	0	0%	0	0%	0	0%	1	100%
20	0	0%	0	0%	0	0%	1	33%	2	67%	0	0%	0	0%	0	0%	0	0%	3	100%
21	0	0%	0	0%	0	0%	1	33%	1	33%	0	0%	0	0%	0	0%	1	33%	3	100%
22	0	0%	0	0%	0	0%	0	0%	0	0%	0	0%	0	0%	0	0%	0	0%	0	0%
TOTAL	48	27%	16	9%	13	7%	41	23%	32	18%	0	0%	0	0%	0	0%	10	6%	177	100%

2A*: Denver Adult Probation.

Note: Percentages may not total 100 percent because of rounding.

FY2006
Colorado State Probation Specialized Programs
Female Offender Program (FOP)
Revocation Types

DISTRICT	Revoked: New Felony	Revoked: New Misdemeanor	Revoked: Technical	Total Revocations
1	4	0	2	6
2A*	1	0	8	9
3	0	0	0	0
4	1	0	5	6
5	0	0	0	0
6	0	0	0	0
7	0	0	0	0
8	0	0	0	0
9	0	0	0	0
10	0	0	0	0
11	0	0	0	0
12	0	0	0	0
13	0	0	0	0
14	0	0	0	0
15	0	0	0	0
16	0	0	0	0
17	0	0	5	5
18	1	0	2	3
19	0	0	0	0
20	0	0	2	2
21	0	0	1	1
22	0	0	0	0
TOTAL	7	0	25	32

2A*: Denver Adult Probation.

Key:

New Felony : Includes revocations for a new felony offense committed while on probation supervision.

New Misdemeanor : Includes revocations for a new misdemeanor offense committed while on probation supervision.

Technical : Includes revocations for technical probation supervision violations (e.g. drug use, non-compliance).

Total Revocations : Total includes all felony, misdemeanor, and technical violations resulting in a revocation from probation.

Note: Percentages may not total 100 percent because of rounding.

Colorado Probation: Juvenile Intensive Supervision Probation (JISP)



40 years of merit selection



FY2006

**Colorado State Probation Specialized Programs
Juvenile Intensive Supervision Probation (JISP)
New Clients by Order Type**

DISTRICT	Direct Sentence		Transfer from Regular Probation		Change of Venue		Interstate Transfer to Colorado		Total New Clients	
1	30	42%	36	50%	6	8%	0	0%	72	100%
2J*	28	38%	35	47%	11	15%	0	0%	74	100%
3	1	25%	1	25%	2	50%	0	0%	4	100%
4	10	21%	36	77%	1	2%	0	0%	47	100%
5	3	60%	2	40%	0	0%	0	0%	5	100%
6	5	63%	3	38%	0	0%	0	0%	8	100%
7	0	0%	1	100%	0	0%	0	0%	1	100%
8	12	35%	22	65%	0	0%	0	0%	34	100%
9	3	43%	3	43%	1	14%	0	0%	7	100%
10	24	42%	31	54%	2	4%	0	0%	57	100%
11	0	0%	1	100%	0	0%	0	0%	1	100%
12	8	36%	13	59%	1	5%	0	0%	22	100%
13	2	29%	5	71%	0	0%	0	0%	7	100%
14	1	100%	0	0%	0	0%	0	0%	1	100%
15	0	0%	4	100%	0	0%	0	0%	4	100%
16	4	50%	3	38%	1	13%	0	0%	8	100%
17	26	30%	46	53%	15	17%	0	0%	87	100%
18	27	23%	77	65%	15	13%	0	0%	119	100%
19	4	20%	13	65%	3	15%	0	0%	20	100%
20	3	60%	2	40%	0	0%	0	0%	5	100%
21	2	8%	21	88%	1	4%	0	0%	24	100%
22	3	75%	1	25%	0	0%	0	0%	4	100%
TOTAL	196	32%	356	58%	59	10%	0	0%	611	100%

2J*: Denver Juvenile Probation.

Note: Percentages may not total 100 percent because of rounding.

Source: Specialized Programs Data Collection Coversheet-JISP submitted by probation districts July 2005- June 2006.

FY 2006
Colorado State Probation Specialized Programs
Juvenile Intensive Supervision Probation (JISP)
Successful/Unsuccessful Terminations

TYPE:	SUCCESSFUL TERMINATIONS		UNSUCCESSFUL TERMINATIONS		TOTAL TERMINATIONS	
	Number	%	Number	%	Number	%
DISTRICT						
1	21	42%	25	50%	4	8%
2J	16	28%	30	53%	11	19%
3	0	0%	1	100%	0	0%
4	20	57%	13	37%	2	6%
5	6	67%	3	33%	0	0%
6	2	67%	1	33%	0	0%
7	1	100%	0	0%	0	0%
8	12	34%	22	63%	1	3%
9	9	53%	7	41%	1	6%
10	13	50%	10	38%	3	12%
11	0	0%	0	0%	0	0%
12	12	67%	6	33%	0	0%
13	1	25%	3	75%	0	0%
14	0	0%	0	0%	0	0%
15	1	33%	2	67%	0	0%
16	2	67%	1	33%	0	0%
17	36	47%	34	44%	7	9%
18	50	49%	46	45%	6	6%
19	6	27%	12	55%	4	18%
20	6	75%	2	25%	0	0%
21	7	26%	18	67%	2	7%
22	2	100%	0	0%	0	0%
STATE	223	45%	236	47%	41	8%

Key: *Successful Terminations* : This number includes state successful terminations.

Unsuccessful Terminations : This column includes revocations and absconsions. A revocation is defined as a termination from probation supervision for a technical violation, new misdemeanor, or new felony. A revocation to Community Corrections is NOT included in this section. These offenders are not included on this table as they are still under the supervision and jurisdiction of probation. Absconson refers to probationers who become fugitives and are no longer compliant with probation services.

Total Terminations : In this table only, the total terminations include: revocations, absconsions and successful terminations from probation supervision. Additional types of probation discharges are included in Table 90.

Note: Percentages may not total 100 percent because of rounding.

FY2006
Colorado State Probation Specialized Programs
Juvenile Intensive Supervision Probation (JISP)
Discharges

DISTRICT	Successful: Transfer to Regular Probation		Completed Program no longer on Probation	Absconded		Change of Venue	Re-Sentenced to Community Corrections		Revoked: Division of Youth Corrections		Deported	Death	Administrative Closure		Transfer to Another Specialized Program		Total Discharges	
	14	27%		7	13%		4	8%	2	4%			0	0%	25	48%		0
2J*	9	13%	7	10%	11	16%	9	13%	0	0%	30	43%	0	0%	3	4%	69	100%
3	0	0%	0	0%	0	0%	0	0%	0	0%	1	100%	0	0%	0	0%	1	100%
4	4	11%	16	42%	2	5%	0	0%	0	0%	13	34%	0	0%	3	8%	38	100%
5	4	44%	2	22%	0	0%	0	0%	0	0%	3	33%	0	0%	0	0%	9	100%
6	0	0%	2	67%	0	0%	0	0%	0	0%	1	33%	0	0%	0	0%	3	100%
7	0	0%	1	100%	0	0%	0	0%	0	0%	0	0%	0	0%	0	0%	1	100%
8	5	14%	7	19%	1	3%	0	0%	1	3%	22	61%	0	0%	0	0%	36	100%
9	2	11%	7	39%	1	6%	0	0%	0	0%	7	39%	0	0%	0	0%	18	100%
10	1	4%	12	46%	3	12%	0	0%	0	0%	10	38%	0	0%	0	0%	26	100%
11	0	0%	0	0%	0	0%	0	0%	0	0%	0	0%	0	0%	0	0%	0	0%
12	10	56%	2	11%	0	0%	0	0%	0	0%	6	33%	0	0%	0	0%	18	100%
13	1	25%	0	0%	0	0%	0	0%	0	0%	3	75%	0	0%	0	0%	4	100%
14	0	0%	0	0%	0	0%	0	0%	0	0%	0	0%	0	0%	0	0%	0	0%
15	0	0%	1	25%	0	0%	0	0%	0	0%	2	50%	0	0%	1	25%	4	100%
16	0	0%	2	67%	0	0%	0	0%	0	0%	1	33%	0	0%	0	0%	3	100%
17	33	41%	3	4%	7	9%	4	5%	0	0%	34	42%	0	0%	0	0%	81	100%
18	36	34%	14	13%	6	6%	2	2%	0	0%	46	43%	0	0%	0	0%	106	100%
19	6	26%	0	0%	4	17%	0	0%	0	0%	12	52%	0	0%	0	0%	23	100%
20	0	0%	6	75%	0	0%	0	0%	0	0%	2	25%	0	0%	0	0%	8	100%
21	7	26%	0	0%	2	7%	0	0%	0	0%	18	67%	0	0%	0	0%	27	100%
22	1	50%	1	50%	0	0%	0	0%	0	0%	0	0%	0	0%	0	0%	2	100%
TOTAL	133	25%	90	17%	41	8%	17	3%	1	0%	236	45%	2	0%	7	1%	529	100%

2J*: Denver Juvenile Probation.

Note: Percentages may not total 100 percent because of rounding.

FY2006
Colorado State Probation Specialized Programs
Juvenile Intensive Supervision Probation (JISP)
Revocation Types

DISTRICT	Revoked: New Felony	Revoked: New Misdemeanor	Revoked: Technical	Total Revocations
1	4 16%	0 0%	21 84%	25 100%
2J*	0 0%	1 3%	29 97%	30 100%
3	0 0%	0 0%	1 100%	1 100%
4	3 23%	2 15%	8 62%	13 100%
5	2 67%	1 33%	0 0%	3 100%
6	0 0%	0 0%	1 100%	1 100%
7	0 0%	0 0%	0 0%	0 0%
8	3 14%	4 18%	15 68%	22 100%
9	2 29%	0 0%	5 71%	7 100%
10	2 20%	4 40%	4 40%	10 100%
11	0 0%	0 0%	0 0%	0 0%
12	1 17%	1 17%	4 67%	6 100%
13	0 0%	0 0%	3 100%	3 100%
14	0 0%	0 0%	0 0%	0 0%
15	0 0%	0 0%	2 100%	2 100%
16	1 100%	0 0%	0 0%	1 100%
17	12 35%	4 12%	18 53%	34 100%
18	5 11%	1 2%	40 87%	46 100%
19	3 25%	1 8%	8 67%	12 100%
20	0 0%	0 0%	2 100%	2 100%
21	1 6%	0 0%	17 94%	18 100%
22	0 0%	0 0%	0 0%	0 0%
TOTAL	39 17%	19 8%	178 75%	236 100%

2J*: Denver Juvenile Probation.

Key:

New Felony: Includes revocations for a new felony offense committed while on probation supervision.

New Misdemeanor: Includes revocations for a new misdemeanor offense committed while on probation supervision.

Technical: Includes revocations for technical probation supervision violations (e.g. drug use, non-compliance).

Total Revocations: Total includes all felony, misdemeanor, and technical violations resulting in a revocation from probation. Note: Percentages may not total 100 percent because of rounding.

Source: Specialized Programs Data Collection Coversheet-JISP submitted by probation districts July 2005- June 2006.

Colorado Probation: Specialized Programs Summary



40 years of merit selection



FY2006
Colorado State Probation Specialized Programs
Active Clients on June 30, 2006

DISTRICT	Adult Intensive Supervision Probation	Female Offender Program	¹ Sex Offender Intensive Supervision Probation	Juvenile Intensive Supervision Probation	TOTAL ACTIVE CLIENTS
1	254	43	86	58	441
2A*	322	57	63	0	442
2J**	0	0	0	65	65
3	6	0	7	4	17
4	162	24	180	41	407
5	14	0	3	5	22
6	2	0	20	9	31
7	71	0	1	1	73
8	152	24	83	27	286
9	13	0	2	6	21
10	57	27	62	47	193
11	14	0	17	1	32
12	16	0	0	16	32
13	29	0	7	9	45
14	8	0	4	1	13
15	6	0	1	2	9
16	11	0	8	8	27
17	169	40	65	72	346
18	144	26	204	85	459
19	102	24	33	14	173
20	80	16	38	8	142
21	23	21	25	11	80
22	1	0	7	5	13
TOTAL	1,656	302	916	495	3,369

2A*: Denver Adult Probation.

2J**: Denver Juvenile Probation.

¹Sex Offender Intensive Supervision Probation: The Non-SOISP sex offender population is included in the Regular Adult Probation Table.

Note: Percentages may not total 100 percent because of rounding.

Source: Specialized Programs Data Collection Coversheet-SIP submitted by probation districts July 2005- June 2006.

Colorado Probation: Victim Services



40 years of merit selection



**Summary of Colorado Probation
Victims Services
FY 2002 to FY 2006**

	FY2002	FY2003	FY2004	FY2005	FY2006
VICTIM SERVICES					
Initial Notifications Sent	9,790	12,296	10,934	12,077	13,936
Notification Requests Returned	2,159	2,372	2,635	2,363	2,165
Percent of Victims Requesting Notification	22%	19%	24%	20%	16%
*VICTIM NOTIFICATION OF CRITICAL PROBATION EVENTS					
Change of Probation Officer and Supervision Location	3,738	3,169	2,818	1,359	1,360
Date of Probation Termination	1,256	1,533	1,936	1,914	1,807
Early Termination Requests	248	337	439	300	316
**Probation Violation		460	1,096	996	861
Probation Revocation Hearing/Disposition	2,994	3,831	3,434	3,392	3,710
Hearing other than Revocation	1,897	2,071	2,757	4,080	3,475
Modification of Probation Sentence	43	461	467	307	309
Change of Venue/Transfer of Jurisdiction	866	589	441	429	331
Abscond/Warrant	1,184	1,465	1,379	1,494	1,385
Death of a Probationer	33	27	25	36	21
TOTAL	12,259	13,943	14,792	14,307	13,575

*Victim Notification of Critical Probation Events: These numbers include all of the statutorily (24-4.1-303 (13.5) (a) C.R.S) required notifications of the critical stages of probation supervision.

**Probation Violation: This figure applies solely to domestic violence victims regarding their right to be informed of the violation of any condition of probation (24-4.1-302.5 (i.5), C.R.S.).

Colorado Probation: Alcohol/Drug Driving Safety Program (ADDS)



40 years of merit selection



**Summary of Colorado DUI State Evaluations
FY 2002 to FY 2006**

TOTAL EVALUATIONS DISTRICT	FY 2002	FY 2003	FY 2004	FY 2005	FY 2006
	Number	Number	Number	Number	Number
1	2,556	2,833	2,657	2,778	2,752
3	380	385	361	310	315
4	2,699	2,832	2,730	3,146	3,348
5	1,361	1,122	1,185	1,040	936
6	611	448	562	583	547
7	733	669	622	665	632
8	2,312	2,249	2,373	2,166	2,704
9	750	780	776	720	804
10	1,287	1,243	1,211	1,116	1,095
11	500	562	617	536	628
12	663	471	443	591	604
13	764	627	566	519	500
14	515	454	394	358	433
15	239	307	189	162	143
16	258	230	194	203	232
17	3,049	2,928	3,373	3,424	3,350
18	4,107	4,008	4,093	3,731	3,873
19	1,632	1,615	1,608	1,565	1,516
20	2,464	2,393	1,817	1,942	1,952
21	1,001	918	953	1,073	848
22	293	212	216	241	252
COLORADO COURT TOTAL	28,174	27,286	26,940	26,869	27,464
Denver County*	2,638	2,341	2,058	1,945	1,929
STATE TOTAL	30,812	29,627	28,998	28,814	29,393


*Denver County Court is not part of the State Court data system, therefore this data is reported separately.

Section IX: Glossary of Terms



40 years of merit selection:

*From May 1, 2006 through
April 30, 2007, Colorado will
celebrate the 40-year
anniversary of merit selection
of judges in Colorado.*



Probation

Adjudication:	Refers to a juvenile case indicating that the charges have been proven or the juvenile has pled guilty to committing a delinquent act. The equivalent for adult offenders is “conviction.”
Absconcion:	Refers to probationers who become fugitives and are no longer compliant with probation supervision.
Change of Venue:	Occurs when a delinquent juvenile has been transferred from one Colorado judicial district, where the offense occurred, to another one where the juvenile will receive supervision. Change of Venue typically occurs because the juvenile resides in a jurisdiction other than where the offense took place.
Client Risk Level:	Probation offenders are classified using a risk assessment instrument. The instrument used with adults is the LSI (Level of Supervision Inventory) and the juvenile instrument is the CYO- LSI (Colorado Young Offender Level of Service Inventory). These instruments determine the level of supervision for an offender (e.g. Maximum, Medium, and Minimum).
Courtesy Supervision:	Occurs when an adult offender has received a probation sentence in one Colorado judicial district but will be supervised by the probation department in another Colorado judicial district because they reside in that jurisdiction.
Community Corrections:	A community-based sentence that is more restricted than probation supervision but less restrictive than a secure facility. A community corrections sentence typically includes both a residential and non-residential component with supervision from a case worker. Because probation maintains jurisdiction over offenders sentenced to community corrections, they are also monitored by a probation officer.
Deferred Judgment and Sentence/Adjudication:	Refers to a case status in which the offender, (adult or juvenile) has entered a plea of guilty and, through an agreement with the district attorney and consent of the court, the case is continued for a set period of time. The offender is usually supervised by probation and upon successful completion of the deferred judgment the case is dismissed.
Intake:	The initial process for setting up the supervision of probationers in the absence of a pre-sentence investigation. The intake process typically entails a review of the Terms and Conditions of the probation sentence, an assessment of risk and needs, and initial referral for services.
Interstate:	Refers to offenders who have committed crimes in a state other than where they reside. These offenders apply to have their supervision transferred to their state of residence and are screened by the Interstate Compact Office prior to acceptance of supervision.
Length of Stay:	The period of time an offender is on probation supervision.
Pre-Sentence Investigation:	An investigative process conducted by probation officers prior to sentencing on a criminal offense. The information (e.g. risk for re-offense, service needs, criminal, social, education and substance abuse history, impact of the offense on victim(s) etc.) gathered during a pre-sentence investigation is used to inform sentencing decisions and supervision strategies.
Revocation:	The withdrawal of a probation sentence due to a new misdemeanor or felony offense or a technical violation of the Terms and Conditions of the probation

sentence. Following a revocation of probation, the offender is re-sentenced by the court.

Success: Successful terminations represent those offenders who completed the Terms and Conditions of their probation sentence and the length of their sentence has expired.

Technical Violation: Occurs when a probationer has been non-compliant with the Term(s) and Condition(s) of the probation sentence (e.g. drug use, missed appointments).

Supreme Court Glossary of Terms

Civil Appeal: A written request to modify or reverse the judgment of a trial court or intermediate level appellate court in a civil case.

Criminal Appeal: A request to modify or reverse the judgment of a trial court or intermediate level appellate court in a criminal case.

Habeas Corpus: (Habeas corpus ad subjiciendum) "An independent civil action to determine not the guilt or innocence of the person held in custody, but whether the custody is unlawful. Common grounds for relief under the writ include a conviction based on illegally obtained evidence, a denial of effective assistance of counsel, or a conviction by a jury that was improperly selected and impaneled. Use of the writ is not limited to criminal matters. It is also available in civil matters, as, for example, to challenge a person's custody of a child or the institutionalization of a person declared incompetent." (<http://dictionary.lp.findlaw.com>)

Interlocutory: An interlocutory appeal is one which is not determinable of the controversy, but which is necessary for a suitable adjudication of the merits. Colorado Appellate Rule 4.1 governs interlocutory appeals in criminal cases and provides that the state may file an interlocutory appeal in the Supreme Court from a district court ruling granting a motion in advance of the trial by the defendant for the return of property and to suppress evidence or to suppress an extra-judicial confession or admission. This is only one example of an interlocutory appeal.

Interrogatories: Pursuant to Article VI, section 3 of the state Constitution, the Court may be required to answer "important questions upon solemn occasions" propounded by the Governor, the Senate, or the House of Representatives. These questions are called "interrogatories."

Judicial Discipline or Disability: Judges who are alleged to have engaged in misconduct or to be suffering from a disability which is or is likely to become of a permanent character may be subject to judicial discipline. The Colorado Commission on Judicial Discipline investigates such allegations and, if it concludes that the judge has engaged in misconduct or is disabled, it may recommend to the Supreme Court a range of sanctions, including removal of the judge from office, retirement of the judge for a disability, reprimand or censure of the judge, or assessment of costs against the judge.

Original Proceedings: Colorado Rules of Civil Procedure 21 provides the Colorado Supreme Court with discretion to exercise original jurisdiction in extraordinary circumstances where no other remedy is available. Original proceedings are used to test whether the trial court is proceeding without jurisdiction or in excess of its jurisdiction and to review a serious abuse of discretion when an appellate remedy would be inadequate. The remedy in an original proceeding takes the form of a special mandate from the Supreme Court addressed to an individual, official body, or lower court and may be used to restrain or compel the acts of a trial court. The Court issues a "rule to show cause" why the relief requested in the petition should not be granted. After considering the written briefs, the Supreme Court either makes the rule absolute (grants the relief requested) or discharges the rule (denies the relief requested).

Petitions in Certiorari: A writ of common law origin issued by a superior to an inferior court requiring the latter to produce a certified record of a particular case tried therein. The writ is generally issued so that the issuing court may inspect the proceedings and determine whether

there have been any irregularities. Like the United States Supreme Court, the Colorado Supreme Court uses the writ as a discretionary device to choose which cases it wishes to hear. Colorado Appellate Rules 49-58 govern writs of certiorari.

- Reapportionment:** Article 5, section 48 of the state Constitution provides that after the decennial federal census, the senatorial districts and representative districts shall be established, revised, or altered, and the members of the senate and the house of representatives apportioned among them, by a Colorado reapportionment commission. The commission must publish a preliminary plan for reapportionment of the members of the general assembly and shall hold public hearings thereon. After the completion of such hearings, the commission must finalize its plan and submit the same to the Colorado Supreme Court for review and determination as to whether the plan meets constitutional standards. The Supreme Court must either approve the plan or return the plan and the court's reasons for disapproval to the commission. If the plan is returned, the commission shall revise and modify it to conform to the court's requirements and resubmit the plan to the court. If the plan is approved by the court, it shall be filed with the secretary of state for implementation.
- Request for Stay Pending Appeal:** A stay is a suspension of the case or some designated proceedings within it. Colorado Appellate Rule 8 governs stays pending appeal.
- Rule 21.1:** This rule of appellate procedure governs certification of questions of law to the Colorado Supreme Court by the United States Supreme Court, federal courts of appeals, federal district courts, and the federal Court of Claims. Under the rule, a certifying court may request that the Colorado Supreme Court answer a question of law if there is involved in any proceeding before the certifying court a question of state law which may be determinative of the cause pending and to which it appears that there is no controlling precedent in the Colorado Supreme Court's decisions.
- Special Concurrences:** An opinion in which a justice expresses agreement with the particular result in a given case while objecting to a line of reasoning. The special concurrence may relate to the majority opinion in its entirety or to the result only.
- Statutory Reviews:** Section 1-40-107, C.R.S., provides a mechanism by which registered electors who meet certain criteria and who believe that a ballot title contains multiple subjects may petition the Supreme Court to review the title board's action or decision.
- Unauthorized Practice:** The practice of law by one who is not licensed as an attorney in Colorado. The Supreme Court has the exclusive jurisdiction to define the practice of law and to prohibit the unauthorized practice of law within the state (see C.R.C.P. 229 through 240.1).

Trial Court Glossary of Terms

- Administrative Support Order:** Cases in which the delegate child support unit (typically the department of social services) files a paternity or child support case (See §26-13.5-101 C.R.S.).
- Ancillary Proceedings:** A type of probate filing in which a probate case had been opened in another state but the decedent had property in the state of Colorado.
- Breach of Contract:** A civil case in which the plaintiff claims parties made an agreement either written or otherwise and the other side has breached this contract (e.g. §13-80-102 C.R.S.).
- Breach of Warranty:** A civil case in which a plaintiff claims that a product does not perform as represented.
- C.R.C.C.P.:** Abbreviation for Colorado Rules of County Civil Procedure
- C.R.C.P.:** Abbreviation for Colorado Rules of Civil Procedure
- C.R.S.:** Abbreviation for Colorado Revised Statutes.
- Civil Protection Orders:** (Prior to 7/1/03, known as Restraining Orders). District and county courts have original concurrent jurisdiction to issue temporary or permanent civil Protection orders for any

of the following purposes: 1) to prevent assaults and threatened bodily harm; 2) to prevent domestic abuse; 3) to prevent emotional abuse of the elderly; and 4) to prevent stalking (See 13-14-102 C.R.S. and 13-1-136 C.R.S. and C.R.C.C.P. Rule 365)

- Condemnation:** A civil case in which the plaintiff, usually the Department of Transportation but may be a city or state district, is asking that property be condemned and taken so that it may be put to that department's use (See §38-3-105 C.R.S.).
- County Court Counter Claim:** A civil case in which a defendant desires to counterclaim against the Plaintiff. In County Court if the counterclaim exceeds the jurisdiction of County Court, a transfer of the case to District Court may be requested by the defendant or made automatically by the court (See C.R.C.P. 313).
- County Felony:** Criminal felony cases that have preliminary work done at the county court level before being bound over (sent) to district court.
- Covenant:** Provisions in a deed limiting the use of the property and prohibiting certain uses. Breach of covenant claims are usually filed by homeowners associations.
- Criminal Non-support:** A criminal action for the non-payment of child support.
- Declaratory Judgment:** A civil case in which the plaintiff is asking the court to declare (order) something. It is used to settle and gain relief from uncertainty with respect to rights, status, or other legal relations.
- Dependency and Neglect:** A child is dependent or neglected if a parent, guardian, or legal custodian has abandoned the child or has subjected the child to mistreatment or abuse, whether the parent is or is not at fault. In addition, a child is dependent or neglected if the child has run away from home or is beyond the control of their parents (For other examples, see §19-3-102 C.R.S.).
- Determination of Interests:** A civil case in which the plaintiff asks the court to determine his or her interest in something. (*e.g. two attorneys have been partners in a law practice. Now the partnership is being dissolved, and the attorneys cannot agree on who gets what, for example: furniture, computer, client list, etc.*)
- Disposition:** The final settlement of a matter, and with reference to decisions announced by a court, a judge's ruling is commonly referred to as a disposition.
- Distrain Warrant:** A filing by the State Department of Revenue for a judgment for outstanding State Taxes that allows for a lien to be placed on the debtor's assets.
- Expedited Placement:** A dependency and neglect case in which at least one child of the family is under the age of 6 years on the date the petition is filed qualifies as an Expedited Permanency Planning (EPP) case (§19-3-104 C.R.S.).
- Felony:** A crime punishable by death or by imprisonment in a state penal institution.
- Forcible Entry and Detainer:** Eviction; a civil case in which the plaintiff is seeking to regain possession of leased real property and possibly money damages (See §13-40-110 C.R.S.).
- Foreclosure other than Rule 120:** A legal proceeding to terminate a mortgager's interest in property, instituted by the lender either to gain title or to force a sale in order to satisfy the unpaid debt secured by the property (See §38-38-701 C.R.S.).
- Foreign Judgment:** A judgment from any state or federal court granting or denying recovery for a sum of money other than judgments for taxes, a fine or other penalty, or a judgment for support in family or matrimonial matters (See §13-53-102 C.R.S.).
- Goods Sold and Delivered:** A civil case in which the plaintiff claims that defendant purchased products, not services, but has failed to pay for them.
- Incoming Registration of Support:** A domestic case in which a person had a Support Order that was entered in another state and he/she wants to enforce the case here, generally to modify the support order or to issue garnishments or wage assignments.

Infraction:	A breach, violation, or infringement, as of a law, contract, right, or duty. A violation of a statute for which the only sentence authorized is a fine.
Injunctive Relief:	Plaintiff asks the court to restrain or enjoin another party from taking an action that may cause harm or result in injury, loss or damage to the plaintiff. May also include a temporary protection order. (See C.R.C.P. 65)
Intestate- Formal:	Formal probate proceedings, with no will involved, may be commenced by an interested person filing a petition and, after notice and hearing, the court enters an order, adjudicates intestacy, determines heirs and appoints a personal representative.
Intestate- Informal:	Informal probate proceedings, with no will involved, may be commenced by an interested person filing an application for informal appointment.
Lien:	A civil case in which the plaintiff has provided goods and/or services to a party, and has not been paid. Plaintiff retains right to hold property until payment for services is received. If services were provided on real property, see Mechanic's Lien. (See §38-22-101 C.R.S.)
Mechanics' Lien:	Plaintiff has provided goods and/or services on a property (real property) for which he or she has not been paid and plaintiff has subsequently filed a lien against the property to ensure payment. (See §38-22-101 C.R.S.)
Misdemeanor:	A criminal offense punishable by a sentence in the county jail.
Money:	A civil case in which the plaintiff claims a demand for money owed.
Note:	A civil case in which the plaintiff claims defendant has signed a note (a borrower's legally binding written promise to repay a debt to a lender on a specified date) and has defaulted on the payment for that note.
Outgoing Registration of UIFSA:	An administrative order filed by the Department of Health Services that they want to have enforced in another state.
Public Administrator Statement:	A type of probate filing. The public administrator files statements of accounts in small estates.
Public Utilities Commission:	A review of a decision by the Public Utilities Commission for the purpose of having the lawfulness of the final decision inquired into and determined. (See §40-6-115 C.R.S.)
Registration of Foreign Decree:	When a party to a domestic relations case, filed in another state, seeks to register (or file) an out-of-state case into the State of Colorado for purposes of enforcement. (See §14-11-101 C.R.S.)
Replevin:	A civil case in which a party having right to possession is asking to recover from another who has either wrongfully taken or detained property. (See C.R.C.P. 104)
Restraining Orders:	See Civil Protection Orders
Rule 105 Quiet Title:	Plaintiff asks the court to determine the rights of all parties with respect to real property and its possession (See C.R.C.P. 105 and C.R.C.P. 105.1(b)).
Rule 106 Writs/Contempt:	A civil case brought in district court that allows for relief to be obtained in the following instances: 1) where any person not being committed or detained for any criminal or supposed criminal matter is illegally confined or restrained; 2) to compel a lower judicial body, governmental body, corporation, board, officer or person to perform an act which the law specially enjoins as a duty resulting from an office, trust, or station, or to compel the admission of a party to the use and enjoyment of a right or office to which he is entitled, and from which he is unlawfully precluded; 3) when any person usurps, intrudes into, or unlawfully holds or exercises any office or franchise; 4) where any governmental body or officer or any lower judicial body exercising judicial or quasi-judicial functions has exceeded its jurisdiction or abused its discretion, and there is no remedy otherwise provided by law.

Rule 120 Deed of Trust:	A party holding interest in property through an instrument in which there is default on the instrument, may ask the court to order the property sold by the public trustee (See C.R.C.P. Rule 120).
Services Rendered:	A civil case in which a party performs a service but is not compensated as agreed.
Single Transaction:	A type of probate filing in which the court, without appointing a conservator, may enter an order to authorize, direct or ratify any transaction necessary or desirable for the best interests of the protected person.
Special Administrator- Formal:	A type of probate filing. A Special Administrator may be appointed by the Court on Petition of any interested person and finding, after notice and hearing, that appointment is necessary to preserve the estate or secure its proper administration, including when a personal representative cannot or should not act. (See §15-12-614 C.R.S.)
Special Administrator- Informal:	A type of probate filing. A Special Administrator may be appointed informally by the Registrar on application of any interested person when necessary to protect the estate of a decedent prior to the appointment of a general personal representative or if a prior appointment has been terminated. (See §15-12-614 C.R.S.) Note there is a general policy in most courts to accept only formal proceedings.
Special District:	Persons proposing the organization of a special district (i.e. water, fire protection, metropolitan, park & recreation, sanitation etc.) may petition the court for the organization of the district. (See §32-1-301 C.R.S.)
Specific Performance:	A civil case in which the plaintiff claims that a contract exists between parties and one party has failed to perform the conditions of the contract. The plaintiff asks the court to order that the conditions of the contract be performed.
Testate- Formal:	A probate filing. A formal proceeding for adjudication regarding the priority or qualification of one who is an applicant for appointment as personal representative, or of one who previously has been appointed personal representative in informal proceedings, or if an issue concerning the testacy of the decedent is or may be involved (See §15-12-414 C.R.S.).
Testate-Informal:	A probate filing. An informal probate of will and informal appointment of personal representative.
Termination (terminated case):	A case in which all outstanding issues have been resolved; a case that has reached final resolution.
Uniform Veterans Guardianship Act:	A type of probate filing, commonly referred to as a UVGA case, which applies to beneficiaries of monies from the Veteran's Administration. The word guardian and guardianship is used but in essence this is a conservatorship and essentially treated as a conservatorship.
Writ of Habeas Corpus:	Plaintiff claims that he or she has been illegally confined and is asking for an order releasing him or her. (See §13-45-101 C.R.S. and §13-45-102 C.R.S.)