

Office of Research and Analysis
Colorado Department of Revenue
(303) 866-5777
ora@spike.dor.state.co.us

Colorado Motor Vehicle Sales

Selected Counties

Third Quarter 2008

This issue presents data on third quarter 2008 motor vehicle retail sales for each of the seven Denver metro counties and the counties of El Paso, Larimer, Pueblo, Weld, Fremont, Garfield, La Plata, and Mesa. Broomfield County's sales are combined with those in Boulder County. In addition, the graph below compares sales of new and used cars and trucks for the United States as a whole to total sales of the counties listed above for the same period.

Sales of motor vehicles in the counties reviewed decreased 17.8 percent to $2.3 billion in third quarter 2008 compared to third quarter 2007. The data also show that sales of motor vehicles in the counties studied decreased 5.8 percent in third quarter 2008 over second quarter 2008. Nationally, sales of motor vehicles decreased 17.0 percent over last year to about $166.9 billion. As shown on the next page, Fremont County experienced the largest percentage decrease at 31.2 percent. All of the other counties reviewed also showed double-digit decreases over last year. The reader should note the source of the national figures has been changed to unadjusted Census Bureau retail sales.

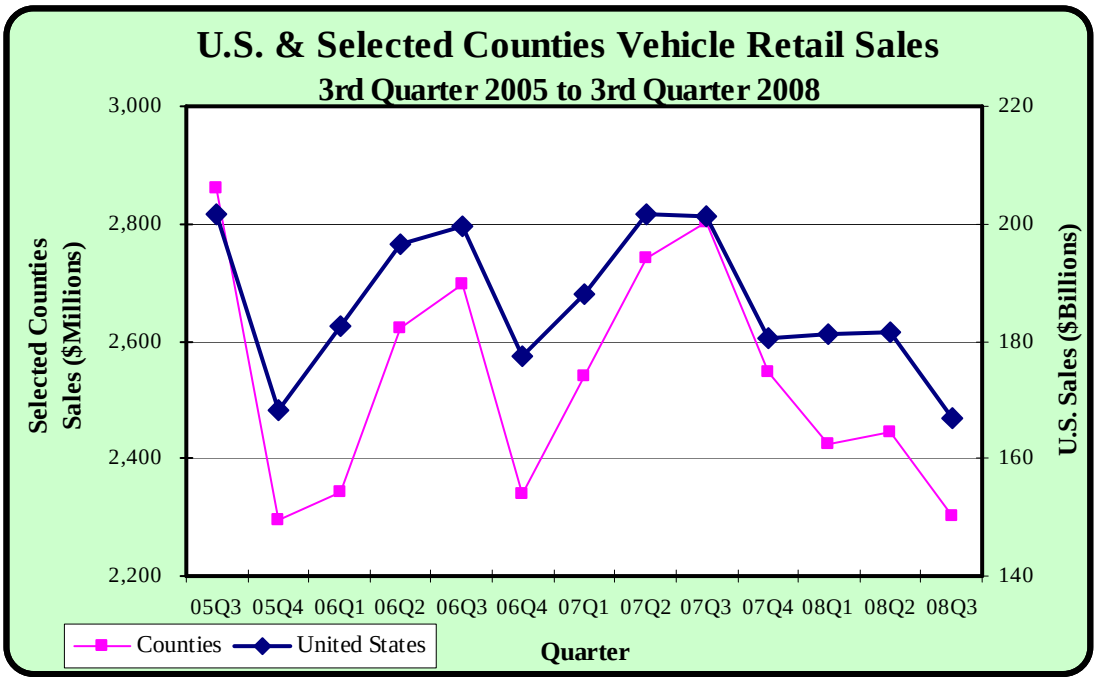

County	Retail Sales 2008Q3 $000s	Retail Sales 2007Q3 $000s	Percentage Change
Adams	$222,763	$281,830	-21.0%
Arapahoe	522,132	636,784	-18.0
Boulder/Broomfield	178,686	220,570	-19.0
Denver	189,433	233,006	-18.7
Douglas	89,219	108,401	-17.7
El Paso	298,896	372,068	-19.7
Fremont	8,305	12,067	-31.2
Garfield	53,712	60,822	-11.7
Jefferson	264,152	311,856	-15.3
La Plata	24,572	27,881	-11.9
Larimer	136,008	162,026	-16.1
Mesa	93,417	110,029	-15.1
Pueblo	70,753	93,676	-24.5
Weld	150,376	170,223	-11.7
Total	**$2,302,424**	**$2,801,238**	-17.8%

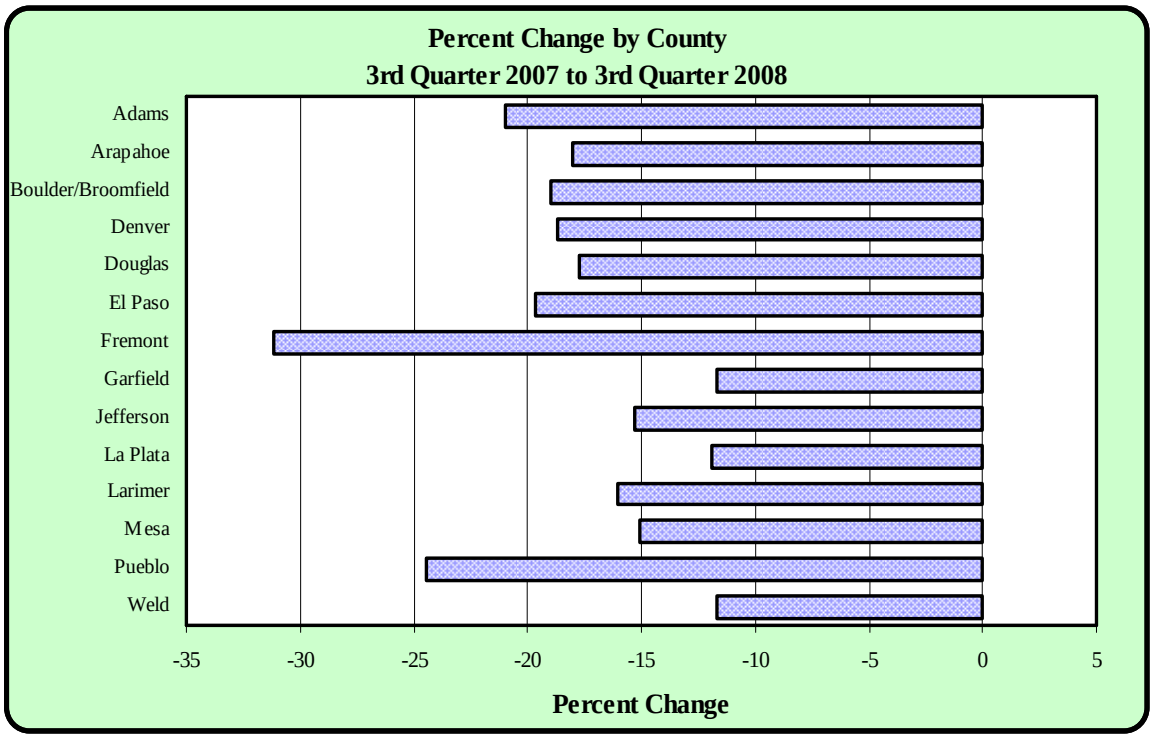

This report is available electronically as a .pdf file on the Department of Revenue's website at http://www.revenue.state.co.us/stats_dir/wrap.asp?incl=retailsalesreport. It is also available as a Word document. If you would like to receive this report in Word, please contact the Office of Research and Analysis at 303-866-5777 or send an e-mail to ora@spike.dor.state.co.us.