

Colorado Department of Public Safety
Division of Criminal Justice
Office for Victims Programs



COLORADO
Division of Criminal Justice
Department of Public Safety



Colorado Crime Victim Compensation
Program Report
2022 Federal Fiscal Year

Financial assistance for victims of violent crimes

Office for Victims Programs

Mission

Improve the physical and emotional recovery of Colorado's crime victims

and

Restore victims' confidence in the criminal justice system

Stan Hilkey

Department of Public Safety Executive Director

Joe Thome

Division of Criminal Justice Director

Kelly Kissell

Office for Victims Programs Manager

Lee Hetteema

Financial Grant Specialist

Sara Geyer

Administrative Assistant III

Kate Horn-Murphy

State Crime Victim Compensation & Local VALE Administrator

COLORADO DEPARTMENT OF PUBLIC SAFETY
DIVISION OF CRIMINAL JUSTICE OFFICE FOR VICTIMS PROGRAMS
700 KIPLING STREET, SUITE 1000
DENVER, CO 80215

PHONE: 303-239-5719 / TOLL FREE 1-888-282-1080

FAX: 303-239-5743

WEBSITE: dcj.colorado.gov/crime-victim-compensation

Table of Contents

Colorado Crime Victim Compensation FFY 22 Annual Report Executive Summary	1
FFY 2022 Colorado Top 5 CVC Service Expenditures	1
FFY 2022 Colorado Top 5 Crime Type Expenditures	1
Colorado CVC Programs Ability to Meet Crime Victim Needs	2
FFY CVC State Revenue and Total Expenditures.....	2
Colorado Crime Victim Compensation Program Statutory Structure	3
Colorado CVC Statutory Eligibility Requirements	3
Colorado CVC Statutory Allowable Crime Related Losses	4
Colorado Crime Victim Compensation Program Operations	4
Colorado Crime Victim Compensation Claim Demographics.....	4
Colorado Judicial District Map	1
Colorado CVC Administrators.....	2
Colorado Crime Victim Compensation Funding Sources	3
State Criminal Fines and Surcharges	3
Restitution	3
Other Revenue Sources	3
Federal Grant Funds.....	4
Colorado Crime Victim Compensation State Revenue FFY 2021	5
Federal Victims of Crime Act (VOCA)	6
Colorado VOCA CVC Supplemental Grant Funds Overview.....	6
Supplemental VOCA (CVC) Funds Received by OVP for Local CVC Programs.....	7
Federal (VOCA) CVC Funds OVP Application and Award Process.....	7
VOCA CVC Funds Colorado Allocations (Sub-Grants)	8
Colorado CVC Fund Expenditures Overview	8
Average FFY Payments for FFY 18 - FFY 22.....	9
Colorado Compensable CVC Crimes	10
FFY 2022 Colorado CVC Compensable Crimes Percentages Paid	10
FFY 2022 Colorado CVC Compensable Crimes Dollar Amounts Paid	10
Colorado Compensable CVC Services.....	11
FFY 2022 Colorado CVC Compensable Services Percentages Paid	11
FFY 2022 Colorado CVC Compensable Services Dollar Amount Paid.....	11
Colorado Crime Victim Compensation Individual Judicial Districts	12

1 st Judicial District	13
2 nd Judicial District	15
3 rd Judicial District	17
4 th Judicial District	19
5 th Judicial District	21
6 th Judicial District	23
7 th Judicial District	25
8 th Judicial District	27
9 th Judicial District	29
10 th Judicial District.....	31
11 th Judicial District.....	33
12 th Judicial District.....	35
13 th Judicial District.....	37
13 th Judicial District.....	38
14 th Judicial District.....	39
15 th Judicial District.....	41
16 th Judicial District.....	43
17 th Judicial District.....	45
18 th Judicial District.....	47
19 th Judicial District.....	49
20 th Judicial District	51
21 st Judicial District	53
22 nd Judicial District	55
Colorado Crime Victim Compensation Contact Information.....	i

Colorado Crime Victim Compensation FFY 22 Annual Report

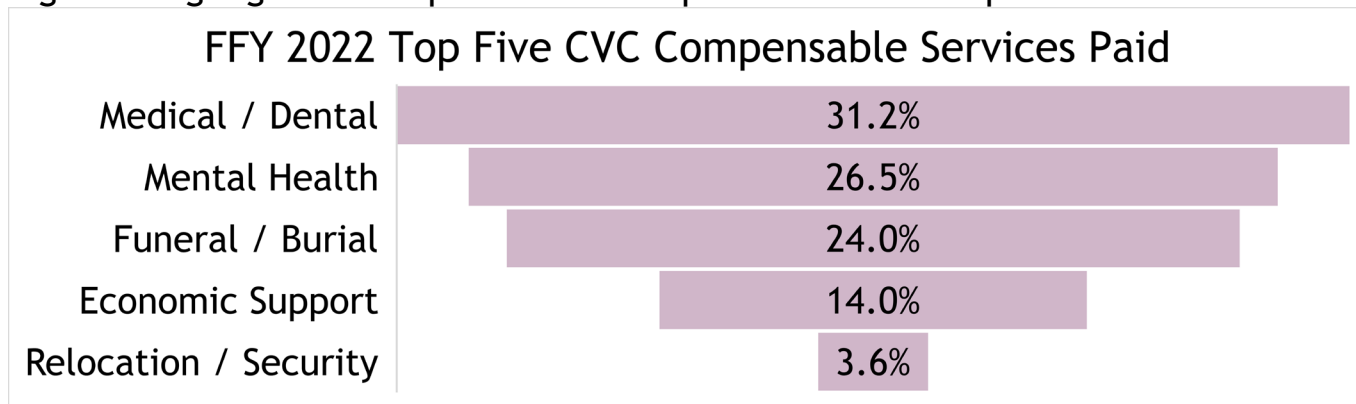
Executive Summary

Nationwide, Colorado continues to rank 6th in the total amount of Crime Victim Compensation (CVC) funds disbursed to help victims though it is the 21st most populous state. As one of only two states with a decentralized Crime Victim Compensation program structure, local Colorado judicial district CVC programs assisted more victims in Federal Fiscal Year 2022 (FFY22) than 44 other states across the country. (Source: OVC 2022 Federal CVC Grant Formula Chart; federal fiscal year: October 1 through September 30).

- ❖ \$12,160,981= funds paid by local CVC Programs for tangible financial losses incurred by 6,734 victims of crime. Crime related expenses incurred by domestic violence victims, and their children, consistently account for 27% of all CVC funds paid across the state. Crime related expenses incurred by child victims of neglect, physical and sexual abuse account for another 28% of all CVC funds paid across the state.
- ❖ \$10,759,830 = funds collected for local CVC program expenditures. This is an approximate 29% increase from FFY21.

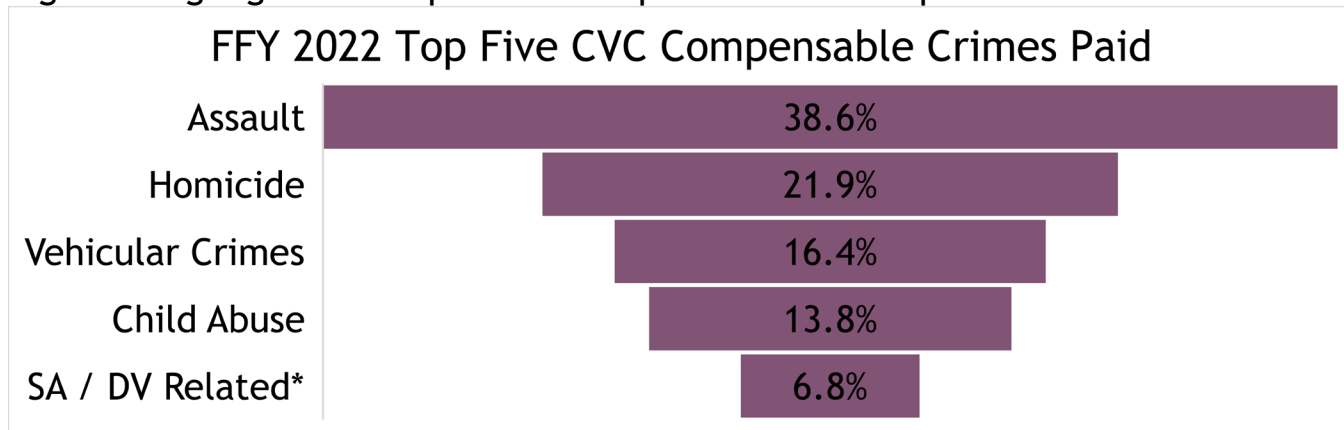
FFY 2022 Colorado Top 5 CVC Service Expenditures

Figure 1 highlights the top five CVC compensable services paid in FFY 2022



FFY 2022 Colorado Top 5 Crime Type Expenditures

Figure 2 highlights the top 5 CVC compensable crimes paid in FY 2022



*Sexual Assault / Domestic Violence Related

Colorado CVC Programs Ability to Meet Crime Victim Needs

Pursuant to state statute, funds for local CVC programs are assessed and collected from offenders who are convicted of, or receive a deferred sentence for felony and misdemeanor crimes as well as specific traffic offenses. Local district, county and traffic court assessed surcharges, as well as court ordered restitution collected, are the **sole funding sources for 78% of the revenue available** to local CVC programs.

Local CVC programs *do not receive funds from the state general fund*, which supports other basic state-funded services, such as K-12 education, prisons, courts, and public assistance. This primary funding source has **declined significantly at a rate of ~17% per year** beginning with FFY19.

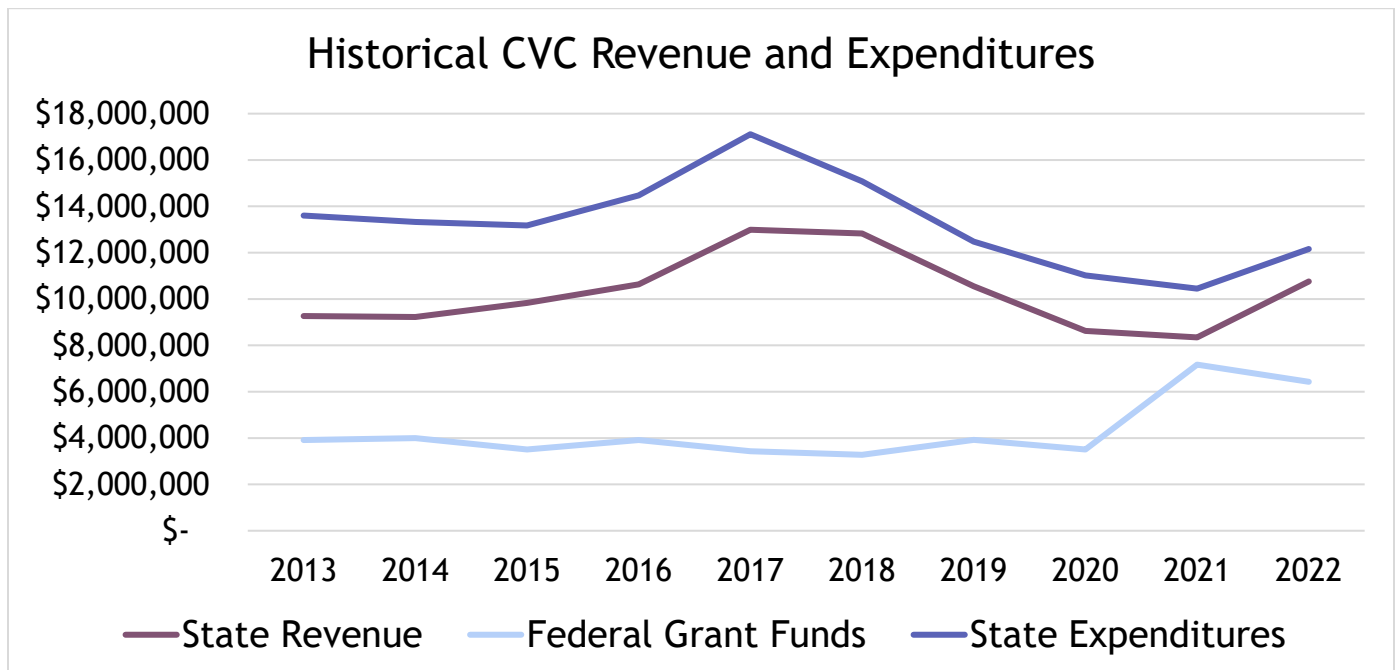
Colorado receives federal Victim of Crime Act (VOCA) CVC grant funds from the Office for Victims of Crime (OVC). These funds are critical to supplement local CVC programs for payment of the 32% of tangible financial losses that exceed local judicial district revenue. VOCA CVC grant funds are contracted for use over a three-year period and administered for the state by the Office for Victims Programs (OVP). VOCA CVC grant funds have provided an FFY average of \$4,307,362 supplemental funds for local CVC programs.

Figure 3 illustrates the gap between CVC state revenue and total CVC fund expenditures during the past ten-year period. Local CVC programs receive an average of **\$2,934,761 more in requests than funds available each federal fiscal year**.

FFY CVC State Revenue and Total Expenditures

Figure 3 shows a historical overview of aggregate CVC State Revenue Federal Grant Funds and Expenditures for a ten federal fiscal year period.

**Total State expenditures includes both state revenue and federal CVC grant funds*



Colorado Crime Victim Compensation Program Statutory Structure

Legislation creating the Crime Victim Compensation fund was passed by the Colorado General Assembly in 1981. The legislation established a funding mechanism to assist crime victims with tangible expenses incurred because of a criminal act committed after July 1, 1982 through crime victim compensation programs established in each of Colorado's 22 judicial districts. The statute outlines service categories that may be considered for payment related to specific crimes committed after July 1, 1982. Each judicial district is responsible for the administration, financial management, and decisions regarding its victim compensation funds.

The Victims of Crime Act (VOCA) of 1984 provided federal grant funding to supplement local Colorado Crime Victim Compensation (CVC) funds in judicial districts where local funds are insufficient to meet the needs of crime victims. Colorado has received federal (VOCA) CVC grant funds to supplement state crime victim compensation program CVC fund disbursements since 1985. Federal CVC funds are administered by the Office for Victims Programs, located in the Division of Criminal Justice, Colorado Department of Public Safety. The application process for federal CVC grant funds is non-competitive. Federal CVC grant awards are based upon an actuarial based formula used to determine the target fund balance of each judicial district. Federal CVC grant funds are passed through, or sub-granted, by OVP to local judicial district Crime Victim Compensation Programs.

The Crime Victim Services Advisory Board (Advisory Board) is responsible for the development of, revisions to, and compliance with the *Standards for the Administration of Crime Victim Compensation Programs (Standards)*. The *Standards* were established in 1992 and have been amended periodically.

Colorado CVC Statutory Eligibility Requirements

- ❖ Being a victim of an eligible crime, which occurred on or after July 1, 1982;
- ❖ Reporting the crime to law enforcement within 72 hours;
- ❖ Documentation of financial losses directly related to the reported crime;
- ❖ CVC application filed within one year of the crime (within six months for eligible property crimes);
- ❖ Demonstration of cooperation with the law enforcement investigation and prosecution of the case (if applicable);
- ❖ Demonstration that the injury and/or death of the victim was not substantially attributable to the victim's involvement in a wrongful act and/or substantially provocative at the time of the crime.

Note: C.R.S. §24-4.1-108 (2) allows a Board to waive any of these requirements in the interest of justice, if the Board finds that is required.

Colorado CVC Statutory Allowable Crime Related Losses

Losses are verified to be directly related to the compensable crime are eligible for payment to a service provider and/or reimbursement for out-of-pocket expenses. CVC funds may be approved for up to \$30,000 for out-of-pocket expenses not covered by a victim's insurance or other collateral sources. Many, but not all, local judicial districts may also approve up to \$2,000 for emergency assistance. CVC statutory losses include:

- ❖ Medical and dental expenses;
- ❖ Mental health expenses;
- ❖ Economic support (lost wages; loss of support to dependents);
- ❖ Funeral/burial expenses;
- ❖ Repair or replacement of doors, locks and/or windows of residential property; and
- ❖ Rekeying of a motor vehicle or other locks necessary to ensure a victim's safety.

Colorado Crime Victim Compensation Program Operations

Colorado's decentralized system establishes a separate Crime Victim Compensation (CVC) program in each of the state's 22 judicial districts. Per Colorado statute, victims are eligible to file an application for compensation assistance in the judicial district where the crime occurred.

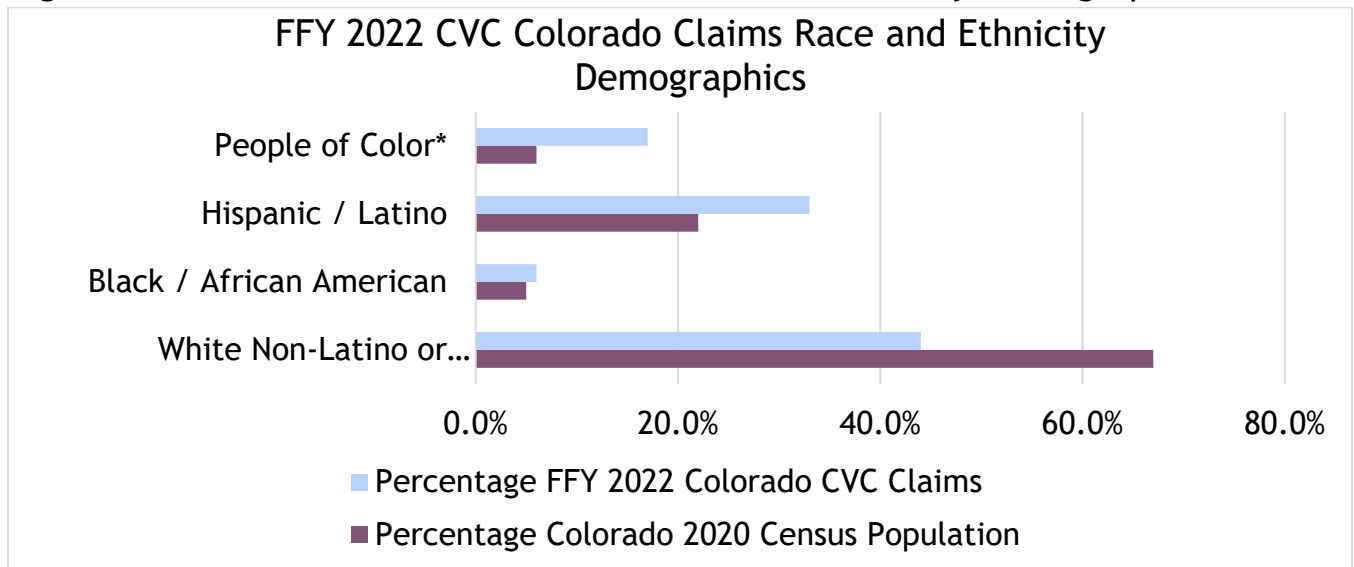
In Colorado, out-of-pocket expenses directly related to a crime that are not covered by a victim's insurance or other collateral sources may be considered for payment by CVC programs up to a maximum of \$30,000. Pursuant to both state and federal statutes, CVC programs are the "payer of last resort." For that reason, CVC programs require that victims apply for all other sources of payment available to them prior to receiving Crime Victim Compensation funds.

Contact information for local judicial district CVC Program Administrators can be found on page 12 of this report or at <https://dcj.colorado.gov/dcj-offices/victims-programs/crime-victim-compensation>

Colorado Crime Victim Compensation Claim Demographics

In this report, page 5 provides information regarding aggregate demographics of FFY 2022 CVC claims received statewide compared to the 2020 Colorado Census Demographics. Individual judicial district percentages for FFY 2022 demographics CVC claims can be found on pages 18 thru 61.

Figure 4 FFY 2022 Colorado CVC Claim Race and Ethnicity Demographics



*People of Color Not Identifying as Black or Hispanic

Figure 5 FFY 2022 Colorado CVC Claim Gender Demographics

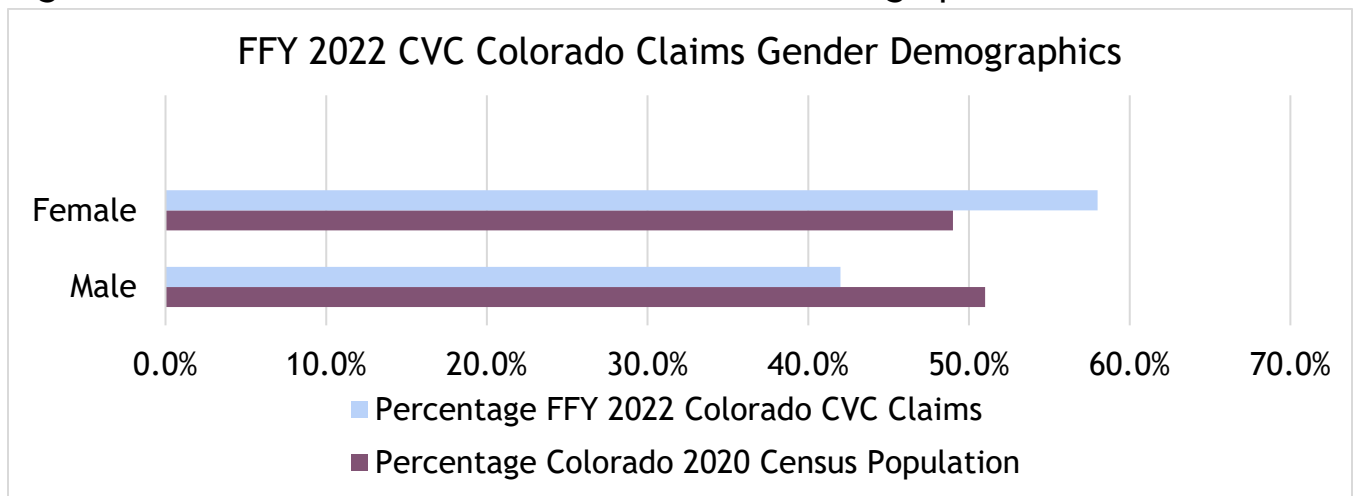
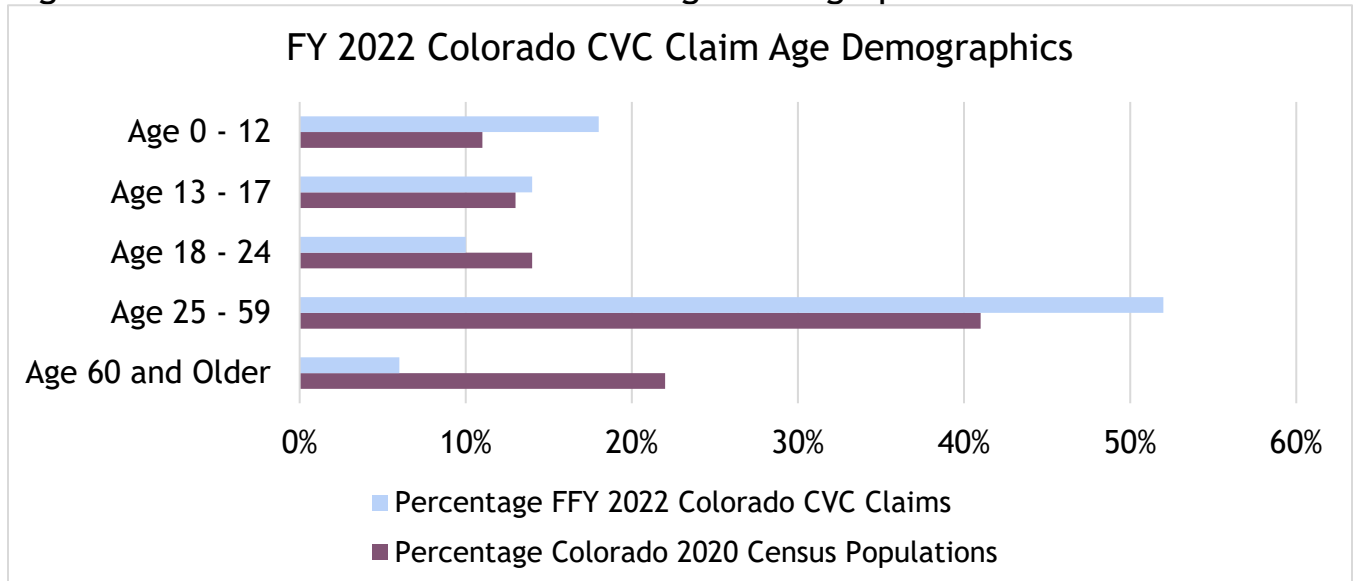


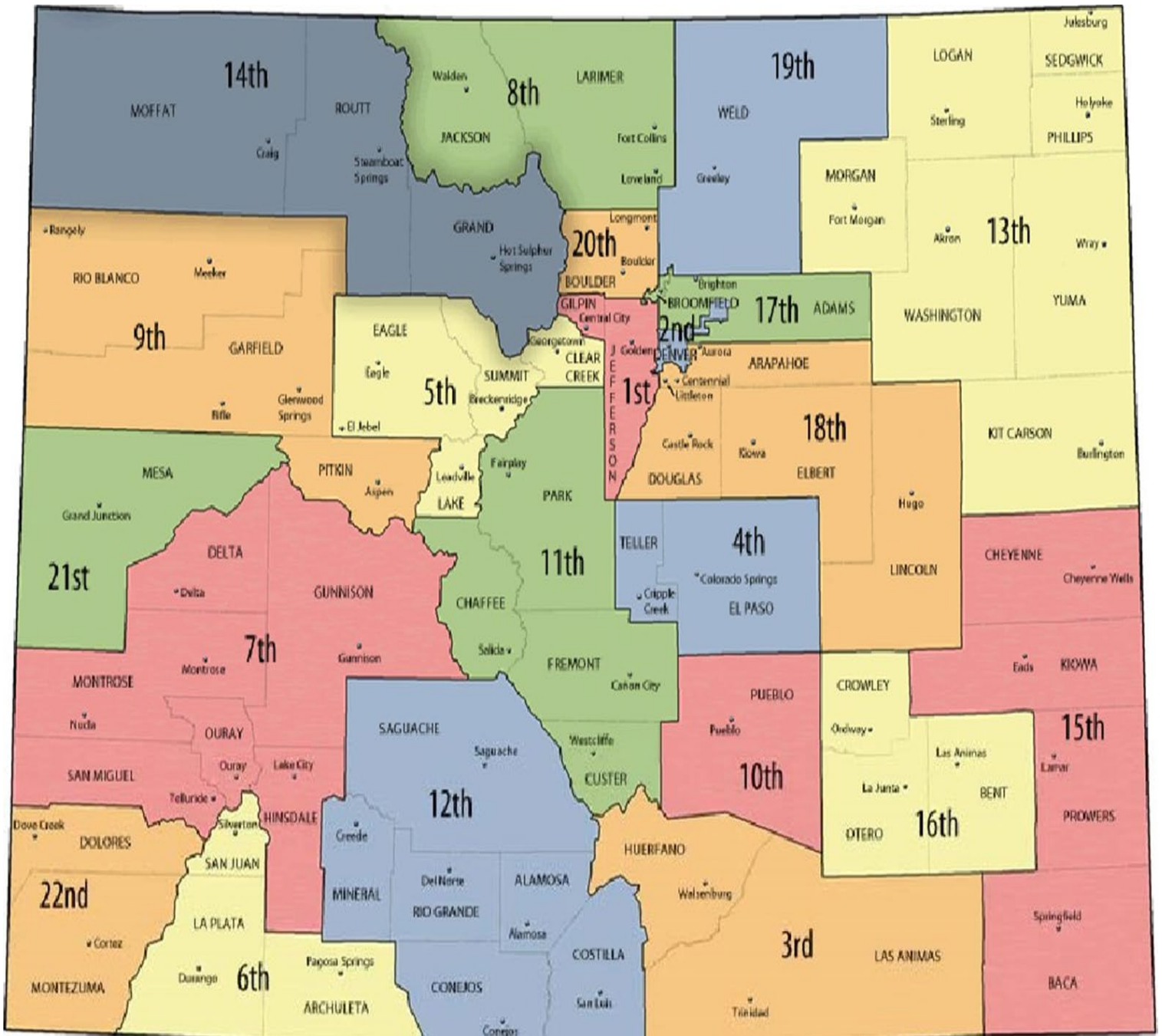
Figure 6 FFY 2022 Colorado CVC Claim Age Demographics



Colorado Judicial District Map

Contact information and an interactive map of local judicial district CVC Program Administrators can be found on the [Colorado Crime Victim Compensation website](#).

Figure 7 Map of Judicial Districts of Colorado



Colorado CVC Administrators

First Judicial District

Valarie Van Kam
District Attorney's Office
500 Jefferson County Parkway
Golden, CO 80401-6020
(303) 271-6746
Fax (303) 271-6785
E-mail : da-cvc@jeffco.us

Second Judicial District

Latoya Thorne
District Attorney's Office
201 W. Colfax, Dept. 801
Denver, CO 80202
(720) 913-9253
Fax (720) 913-9035
E-mail: latoya.thorne@denverda.org

Third Judicial District

Kendra Torres
District Attorney's Office
200 E. 1st Street, Suite 202
Trinidad, CO 81082
(719) 967-1068
Fax (719) 845-1632
E-mail: ktorres@3rdjudicial.org

Fourth Judicial District

Amber Holland
District Attorney's Office
105 East Vermijo, Suite 111
Colorado Springs, CO 80903
(719) 520-6000
Fax (719) 520-6172
E-mail :
daovictimcompensation@elpasoco.com

Fifth Judicial District

Christine Watson
District Attorney's Office
P. O. Box 295
Eagle, CO 81631
(970) 337-3706
Fax (970) 328-1016
E-mail: cwatson@da5.us

Sixth Judicial District

Jane Foy
District Attorney's Office
1060 Main Avenue
P.O. Drawer 3455
Durango, CO 81302
(970) 247-8850
Fax (970) 259-0200
E-mail: jane.foy@co.laplata.co.us

Carol Little (970) 382-6339
E-mail: carol.little@co.laplata.co.us

Seventh Judicial District

Eleasha Cervantes
Montrose County Justice Center
1140 N. Grand Ave. #200
Montrose, CO 81401
(970) 252-4266
Fax (970) 252-4270
E-mail : eleasha.cervantes@co7da.org

Eighth Judicial District

Candace Smith
District Attorney's Office
201 La Porte Ave., Ste. 200
Ft. Collins, CO 80521-2763
(970) 498-7290
Fax (970) 498-7250
E-mail: smithcr@co.larimer.co.us

Ninth Judicial District

Steve Aurand
District Attorney's Office
109 8th St., Ste. 308
Glenwood Springs, CO 81601
(970) 384-3517
Fax (970) 945-1304
E-mail : saurand@9daco.org

Tenth Judicial District

Florence Hunt
District Attorney's Office
701 Court Street
Pueblo, CO 81003
(719) 583-6092
Fax (719) 583-6666
E-mail: hunt@co.pueblo.co.us

Eleventh Judicial District

Haley Henrickson
District Attorney's Office
136 Justice Center Road, Rm 203
Canon City, CO 81212
(719) 269-0170
Fax (719) 269-0180
E-mail: hhenrickson@da11thjd.org

Twelfth Judicial District

Tammy Rogers
District Attorney's Office
426 San Juan Avenue
Alamosa, CO 81101
(719) 589-3691
Fax (719) 589-2734
E-mail: tmrogers@da12.state.co.us

Thirteenth Judicial District

Jill Olsen
District Attorney's Office
400 Warner Street
Fort. Morgan, CO 80701
(970) 542-3473
Fax (970) 542-3421
E-mail : jolsen@13thda.com

Fourteenth Judicial District

Ms. Donna Zulian
District Attorney's Office
221 W. Victory Way, Ste. 302
Craig, CO 81625
(970) 629-0485
Fax (970) 824-9190
E-mail: dzulian@14da.org

Fifteenth Judicial District

Tammy Williams
District Attorney's Office
Crime Victim Comp Admin
110 E. Oak Street
Lamar, CO 81052
(719) 336-7446
Fax (719) 336-2759
E-mail:
tammy.williams@southeastcolorado.net

Sixteenth Judicial District

Crystal Barnhart
District Attorney's Office
323 Santa Fe, Suite 201
La Junta, CO 81050-0928
(719) 384-8786
Fax (719) 384-7330
E-mail: cbarnhart@da16co.gov

Seventeenth Judicial District

Tonya Isenbart
District Attorney's Office
1000 Judicial Center Dr., Ste. 100
Brighton, CO 80601
(303) 835-5791
Fax (303) 835-5575
E-mail: tisenbart@da17.state.co.us

Eighteenth Judicial District

Wendy Buter
District Attorney's Office
6450 S. Revere Parkway
Centennial, CO 80111-6492
(720) 874-8607
Fax (720) 874-8523
E-mail: wbuter@da18.state.co.us

Nineteenth Judicial District

Karol Patch
District Attorney's Office
915 10th Street
P.O. Box 1167
Greeley, CO 80632
(970) 356-4010 X4748
Fax (970) 352-8023
E-mail: kpatch@co.weld.co.us

Twentieth Judicial District

Kim Stalnacker
District Attorney's Office
Boulder County Courts Bldg.
1035 Kimbark Street
Longmont, CO 80501
(303) 682-6801
Fax (303) 682-6711
E-mail: kstalnacker@bouldercounty.org

Twenty-First Judicial District

Jennifer Ballagh
District Attorney's Office
125 North Spruce Street, 2nd Floor
P.O. Box 20,000-5031
Grand Junction, CO 81502
(970) 244-1737
Fax (970) 244-1729
E-mail: jennifer.ballagh@mesacounty.us

Twenty-Second Judicial District

Ashli Wagaman
District Attorney's Office
103 N. Chestnut Street
Cortez, CO 81321
(970) 564-2755
Fax (970) 565-9396
E-mail:
awagaman@co.montezuma.co.us

Colorado Crime Victim Compensation Funding Sources

State Criminal Fines and Surcharges

Crime Victim Compensation Programs in Colorado's 22 judicial districts receive funding from fines and surcharges assessed, and collected, at both the state and federal level. State funding refers to fines and surcharges collected, and disbursed, at the local judicial district level. State CVC funds are collected from offenders who are convicted of, or receive a deferred sentence for, crimes and/or traffic offenses classified as follows:

❖ Felony	\$163.00
❖ Misdemeanor	\$78.00
❖ Class 1 Misdemeanor Traffic Offenses	\$46.00
❖ Class 2 Misdemeanor Traffic Offenses	\$33.00
❖ Class A or class B traffic infraction - as delineated in C.R.S. §24-4.1-119 (f)(l) and C.R.S. §42-4-1701 (4). (<i>Fees vary as to the type of infraction.</i>)	

Restitution

Restitution is based on monetary losses suffered by the victim as a result of the crime. At the time of sentencing, the court may order a defendant to pay restitution to any person(s) who have documented a financial loss as a result of the crime. The Court may order a defendant to repay the CVC fund for expenses paid to a victim or service provider on behalf of the victim.

Since a case must reach a final disposition for the court to order restitution, victims may not be awarded restitution for a year or more. Local CVC Programs are usually able to provide tangible, financial assistance to crime victims to meet immediate needs within 45 days of receiving a completed CVC application. It is important to note that the majority of CVC claims handled by local judicial districts will not result in a criminal case conviction as the CVC statute does not require an arrest, prosecution and/or conviction in order to assist a victim with financial losses related to a crime.

Restitution varies as a revenue source for CVC programs in Colorado. Across the state, court ordered restitution for losses paid by CVC programs is a revenue source for @ 22% of available funds. Differential funding of local collection programs operating out of the state judicial department in each judicial district have a significant impact on the amount of restitution received by CVC programs.

Other Revenue Sources

Each year judicial districts receive additional revenue to their crime victim compensation fund in the form of interest earned on the state dollars collected, refunds from collateral sources and donations to the fund. Local judicial districts may also receive a portion of restitution payments made by defendants and not claimed by the intended recipient (Unclaimed Restitution) pursuant to C.R.S. §16-18.5-109(3).

Federal Grant Funds

Federal grant funds refer to Victims of Crime Act (VOCA) crime victim compensation (CVC) grant funds which are awarded to the states by the U.S. Department of Justice, Office for Victims of Crime. Federal CVC grant funds come from fines and penalties levied upon federal criminal defendants. Pursuant to state statute, the Division of Criminal Justice administers federal crime victim compensation grant funds as “pass through” funds to local judicial districts through a sub-grant process. Recipients of federal grant funds are determined based upon an individual judicial district crime victim compensation programs’ financial need and spending patterns. Historically, the number of local judicial districts eligible to apply for and receive these monies has been limited.

DCJ works closely with the 22 local victim compensation programs to assess their financial needs on a regular basis. ARPA funds were used to fill the gap in the loss of revenue for local CVC programs. When a local CVC program has a fund balance that is not keeping pace with the needs in that judicial district, a federal CVC grant agreement is executed with that program to provide them with supplemental federal funds to meet the needs. ARPA funds were awarded to the local judicial district CVC programs in the same manner as federal CVC grant funds.

Colorado Crime Victim Compensation State Revenue FFY 2021

Table 1 shows FFY 2022 data provided by the State Court Administrator Office (SCAO)

STATE REVENUE BY JUDICIAL DISTRICT OCTOBER 1, 2021 TO SEPTEMBER 30, 2022

JD	Fines (1)	Interest (2)	Dept. of Revenue (3)	Eligible DA Admin Fund* (4)	Eligible Court Admin Fund* (5)	Revenue After Deductions (6)	Restitution (7)	Unclaimed Restitution & Donations (8)	Refunds (9)	Amount to Program (10)
1st	528,612.95	262.36	50,867.40	\$57,974.27	\$14,493.57	\$507,274.87	\$368,063.71	\$46,276.99	(\$15,510.56)	\$906,105.01
2nd	443,080.63	570.49	13.00	\$44,366.41	\$11,091.60	\$388,206.11	\$560,926.79	\$1,008,454.50	(\$34,352.03)	\$1,923,235.37
3rd	32,314.66	87.14	22,309.40	\$5,471.12	\$1,367.78	\$47,872.30	\$3,668.01	\$0.00	\$0.00	\$51,540.31
4th	862,853.17	1,375.68	59,447.49	\$92,367.63	\$23,091.91	\$808,216.80	\$378,094.92	\$0.00	(\$51,474.72)	\$1,134,837.00
5th	159,279.90	283.27	43,656.30	\$20,321.95	\$5,080.49	\$177,817.04	\$84,657.03	\$0.00	(\$4,960.62)	\$257,513.45
6th	96,621.06	584.18	14,031.40	\$11,123.66	\$2,780.92	\$97,332.06	\$59,151.98	\$6.58	(\$3,519.20)	\$152,971.42
7th	132,701.05	212.11	21,235.63	\$15,414.88	\$3,853.72	\$134,880.19	\$30,125.90	\$0.00	(\$530.96)	\$164,475.13
8th	425,344.03	3,117.58	30,239.30	\$45,870.09	\$11,467.52	\$401,363.30	\$248,749.27	\$75,447.18	(\$22,258.25)	\$703,301.50
9th	102,472.54	379.97	20,256.80	\$12,310.93	\$3,077.73	\$107,720.65	\$87,440.90	\$0.00	\$0.00	\$195,161.55
10th	230,514.05	497.55	12,347.90	\$24,335.95	\$6,083.99	\$212,939.56	\$99,335.62	\$20,368.20	(\$18,055.34)	\$314,588.04
11th	108,053.67	199.37	24,952.20	\$13,320.52	\$3,330.13	\$116,554.59	\$71,755.53	\$0.00	(\$2,601.23)	\$185,708.89
12th	69,397.42	1,167.08	25,730.00	\$9,629.45	\$2,407.36	\$84,257.69	\$35,895.61	\$0.00	\$0.00	\$120,153.30
13th	119,784.71	1,399.67	42,122.90	\$16,330.73	\$4,082.68	\$142,893.87	\$72,125.05	\$0.00	\$0.00	\$215,018.92
14th	66,618.36	1,104.55	17,264.60	\$8,498.75	\$2,124.69	\$74,364.07	\$42,291.45	\$0.00	(\$112.00)	\$116,543.52
15th	44,676.31	1,169.79	19,791.55	\$6,563.77	\$1,640.94	\$57,432.94	\$10,183.90	\$18.96	\$0.00	\$67,635.80
16th	47,734.61	14.06	6,368.00	\$5,411.67	\$1,352.92	\$47,352.09	\$12,485.83	\$3,574.68	\$0.00	\$63,412.60
17th	579,221.78	1,012.38	33,241.00	\$61,347.52	\$15,336.88	\$536,790.77	\$356,894.73	\$9,473.04	(\$69,266.98)	\$833,891.56
18th	688,850.05	1,774.68	80,133.86	\$77,075.86	\$19,268.96	\$674,413.77	\$755,947.79	\$433,598.85	(\$12,515.89)	\$1,851,444.52
19th	360,164.06	1,200.20	41,065.60	\$40,242.99	\$10,060.75	\$352,126.13	\$283,658.16	\$0.00	(\$21,523.04)	\$614,261.25
20th	217,958.53	824.73	11,249.50	\$23,003.28	\$5,750.82	\$201,278.67	\$154,976.76	\$0.00	(\$19,644.03)	\$336,611.40
21st	256,492.84	1,451.31	25,290.00	\$28,323.42	\$7,080.85	\$247,829.88	\$226,987.61	\$13,214.72	(\$10,740.44)	\$477,291.77
22nd	38,795.59	103.75	12,299.40	\$5,119.87	\$1,279.97	\$44,798.90	\$29,028.81	\$0.00	\$0.00	\$73,827.71
Formula				(1+2+3)x10%	(1+2+3)x2.5%	(1+2+3)-(4+5)				6+7+8+9
TOTAL	\$5,611,541.97	\$18,791.90	\$613,913.23	\$624,424.71	\$156,106.18	\$5,463,716.21	\$3,972,445.36	\$1,610,433.70	(\$287,065.29)	\$10,759,529.98

Federal Victims of Crime Act (VOCA)

Federal CVC grant funds are distributed to each state from the Crime Victims Fund established by the 1984 Victims of Crime Act (VOCA). VOCA CVC grant funds come from criminal fines, forfeited bail bonds, penalty fees and special assessments collected by U.S. Attorney Offices, U.S. Courts and the Bureau of Prisons. The Office for Victims of Crime (OVC), situated within the U.S. Department of Justice (DOJ), allocates a percentage of these funds collected to state CVC programs.

The Office for Victims Programs (OVP), located within the Colorado Division of Criminal Justice (DCJ), serves as the state department designated to administer VOCA CVC grant funds. The OVP is required to submit an annual federal CVC grant application and state certification form to OVC for VOCA CVC grant funds. In order to remain eligible to receive VOCA CVC grant funds, the OVP is also responsible for submitting quarterly and annual reports that adhere to the reporting requirements and procedures established by OVC. VOCA CVC grant funds administered by OVP are regularly monitored and audited routinely, by both internal and external entities including OVC, the Office of Inspector General (OIG) and the federal Office of the Chief Financial Officer (OCFO).

Federal CVC grant funds received fluctuate from year to year, depending upon the total amount of state CVC funds spent by local judicial districts. In 2021, Congress passed VOCA legislation which included changes resulting in significant increases in federal CVC supplemental grant funds to states. Most notably, the calculation used by OVC to determine Colorado's federal CVC grant award was changed from using 60% to using 75% of total allowable state CVC funds spent from the federal fiscal year two years prior to the current federal fiscal year. The other notable change was removing restitution collected from state CVC payments as revenue.

Colorado VOCA CVC Supplemental Grant Funds Overview

In Colorado, federal CVC grant funds supplement the statutory criminal conviction surcharge fees collected in individual local judicial districts for CVC expenditures for tangible losses incurred by victims of crime. Supplemental federal CVC grant funds are available to all 22 local judicial districts through a non-competitive application and award process.

OVP anticipated a significant decrease in the 2022 federal CVC grant award based upon the decrease in local CVC program expenditures during FFY 2020. However, the 2021 VOCA legislation changes passed by Congress averted this anticipated decrease. *The chart on the next page illustrates the role of federal CVC grant funds and CVC collections as compared to CVC expenditures over the past five years.*

Supplemental VOCA (CVC) Funds Received by OVP for Local CVC Programs

2022	\$6,431,360	FFY 2019-20	\$11,058,981 state CVC expenditures
2021	\$7,168,700	FFY 2019-20	\$11,08,981 state CVC expenditures
2020	\$3,506,355	FFY 2018-19	\$12,475,251 state CVC expenditures
2019	\$3,920,175	FFY 2017-18	\$15,081,176 state CVC expenditures
2018	\$3,277,215	FFY 2016-17	\$17,111,455 state CVC expenditures
2017	\$3,433,680	FFY 2015-16	\$14,471,950 state CVC expenditures

Federal (VOCA) CVC Funds OVP Application and Award Process

The application and award process for VOCA CVC grant funds is non-competitive for local judicial districts seeking supplemental monies. The request to apply for VOCA CVC grant funds begins by the CVC Administrator at the local judicial district level contacting the OVP.

A local judicial district may contact the OVP at any time to make inquiry regarding the availability of, and to initiate the application process for, VOCA CVC grant funds. This generally happens when a local judicial district CVC program's fund balance has decreased based upon the difference between the dollar amount of compensation funds being collected and the dollar amount of compensation funds being expended over a period of time. This may also happen when a local judicial district experiences an incident of mass violence resulting in the need for compensation assistance that exceeds, or will exceed, the local programs' available CVC funds.

OVP has put in place steps that ensure fair and equitable access for all judicial district CVC programs to apply for, and receive, VOCA CVC grant funds. VOCA CVC grant funds are considered and approved for a local judicial district CVC program utilizing the following information:

1. The CVC program's actual fund balance at the end of a reporting quarter; and
2. The CVC program's actual total revenue and expenditures for previous federal fiscal years.

These steps are followed for both the initial determination of a VOCA CVC grant fund award as well as requests for continued funding of a current award. The OVP moves forward applications for supplemental VOCA CVC grant funds when a local judicial district CVC program's revenue, and actual fund balance, is falling below the anticipated need for CVC assistance.

VOCA CVC Funds Colorado Allocations (Sub-Grants)

Table 2 FFY 2022 VOCA CVC Grant Funds Allocated to Local Judicial Districts

JUDICIAL DISTRICT	FFY 2022 VOCA VC ALLOCATIONS
1 ST	\$725,000
2 ND	\$2,280,000
5 TH	\$25,000
7 TH	\$25,000
9 TH	\$285,000
16 TH	\$25,000
17 TH	\$1,045,750
18 TH	\$400,000
20 TH	\$164,174

The dollar amounts sub-granted to a local judicial district during a FFY may not equal the total of federal grant fund expenditures spent in the FFY. Federal VOCA CVC grant funds may be carried over into the next fiscal year.

Federal grant funds may also be considered for short-term and/or emergency stabilization of CVC funds in a local judicial district, such as a mass violence incident or significant decrease in collections. Antiterrorism and Emergency Assistance Program (AEAP) federal grant funds may be applied for from the Department of Justice, Office for Victims of Crime to supplement available resources and services to communities responding to terrorist attacks and mass violence. More information about AEAP grant funds can be obtained on the OVC website at <https://ovc.ojp.gov/program/antiterrorism-and-emergency-assistance-program-aeap/overview>

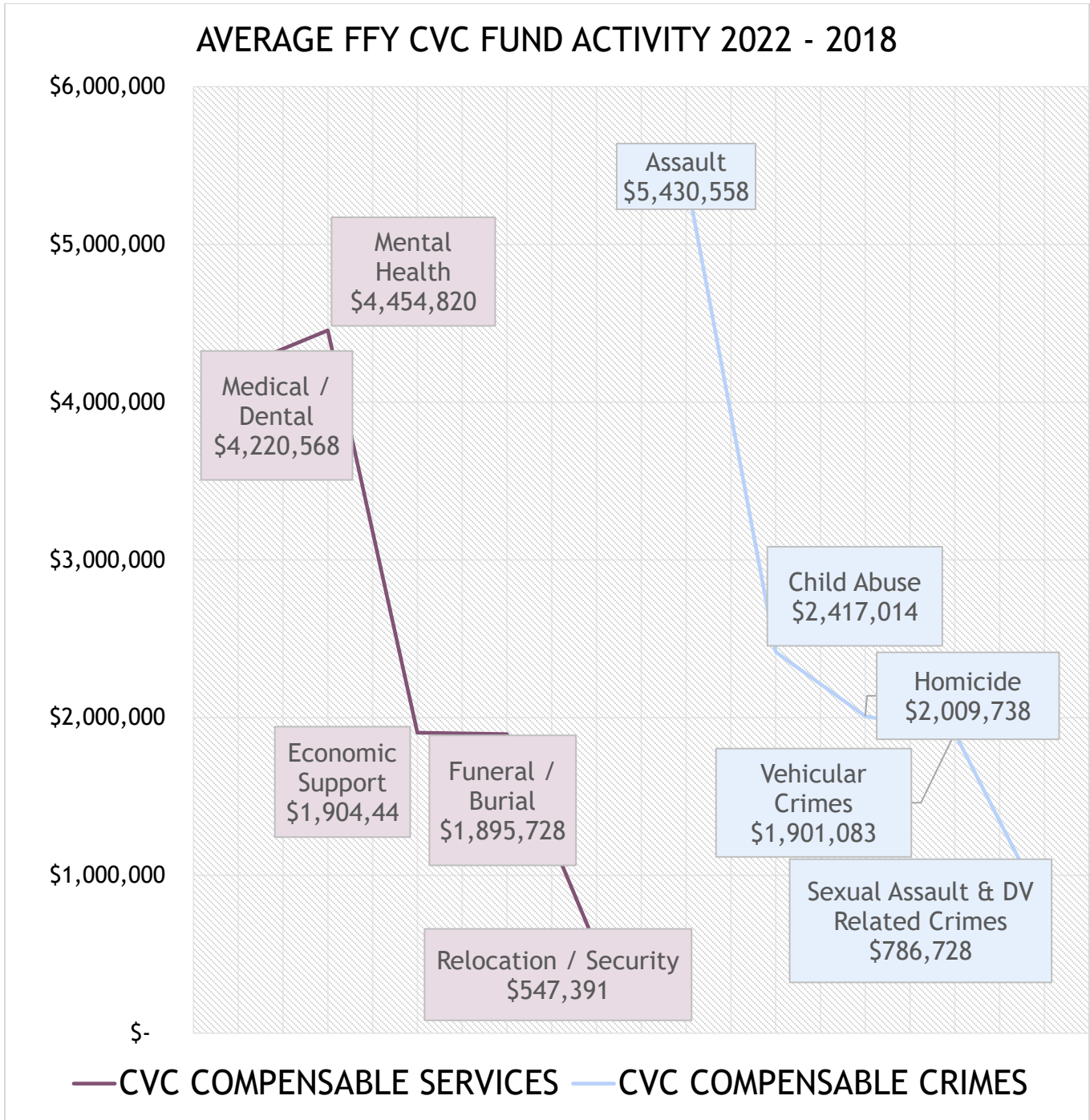
Colorado CVC Fund Expenditures Overview

Pursuant to statute CVC funds may be approved up to \$30,000 for out-of-pocket expenses not covered by a victim's insurance or other collateral sources

The total of CVC funds paid statewide in FFY 2022 equates to an *average FFY CVC claim payment of \$1,805 per crime victim paid from local court surcharges*. These funds allocated to the recovery of victims can be compared to the *average annual FY expense of \$26,254 per inmate appropriated from Colorado general funds for medical expenses, mental health treatment, residential care in the care of Colorado Department of Corrections (SOURCE: Joint Budget Committee Staff Budget Briefing FY 20-21 Department of Corrections (DOC) prepared by DOC Staff 12/02/19)*.

Average FFY Payments for FFY 18 - FFY 22

Figure 8 outlines the average dollar amounts paid statewide in the past five federal fiscal year for the top five compensable crimes and service categories



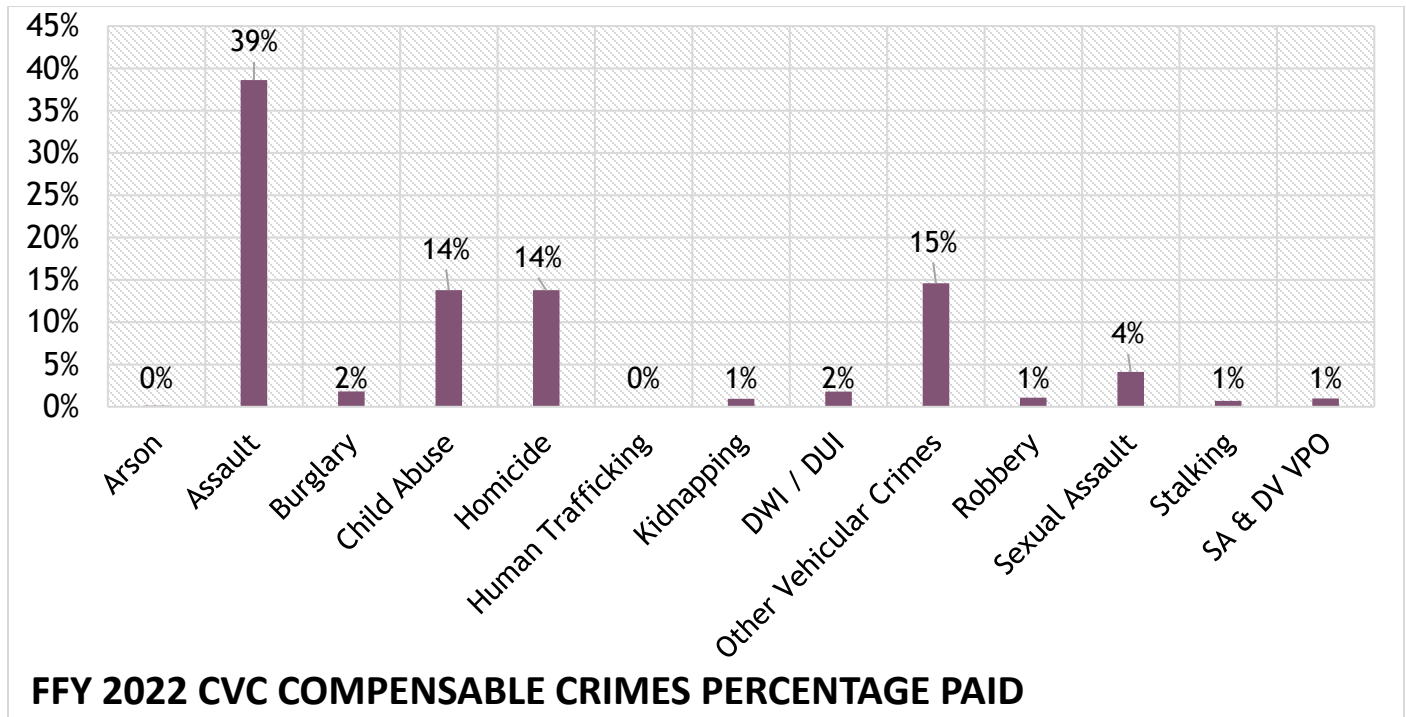
The following two pages provide a summary of funds paid by CVC programs during FFY 2022 by all compensable crime category and service types.

Individual judicial district CVC program activity for FFY 2022 begins on page 13. For questions regarding individual CVC program activity, you may wish to contact the CVC Program administrator for the judicial district.

Colorado Compensable CVC Crimes

FFY 2022 Colorado CVC Compensable Crimes Percentages Paid

Figure 9 shows the percentage of CVC funds paid for each compensable CVC crime.



FFY 2022 Colorado CVC Compensable Crimes Dollar Amounts Paid

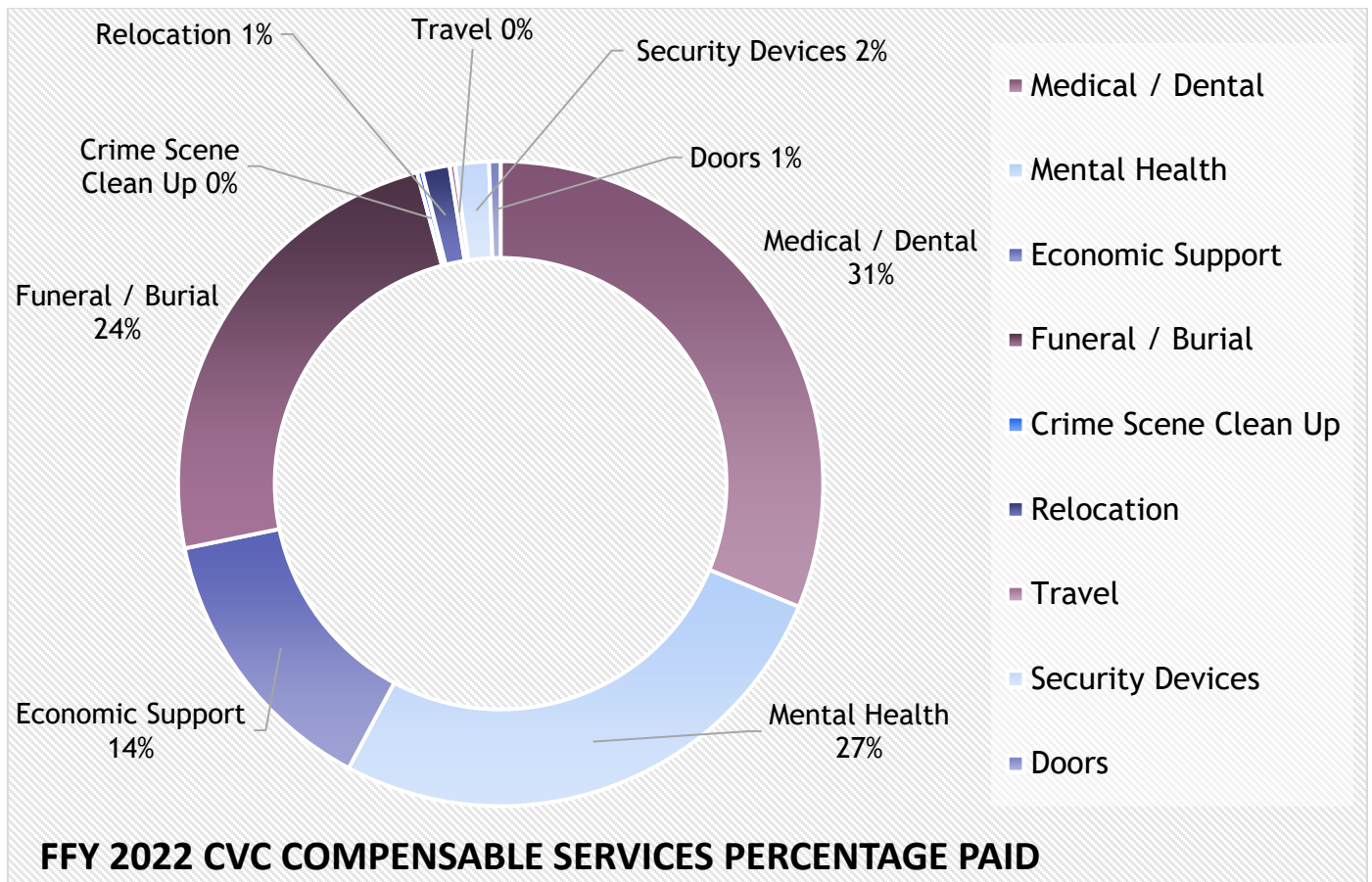
Table 3 shows the dollar amount of CVC funds paid for each compensable CVC crime, including the number of claims involving domestic violence (DV).

FFY 2022 CVC COMPENSABLE CRIMES	TOTAL CVC CLAIMS	DV CLAIMS (OF TOTAL CLAIMS)	TOTAL CVC FUNDS
Arson	15	6	\$16,824
Assault	2,544	1,365	\$4,696,720
Burglary	257	112	\$220,606
Child Abuse	1,902	70	\$1,675,647
Homicide	707	78	\$2,599,491
Human Trafficking	11	0	\$4,506
Kidnapping	52	28	\$114,985
DWI / DUI	70	N / A	\$218,609
Other Vehicular Crimes	400	N / A	\$1,775,122
Robbery	135	5	\$131,928
Sexual Assault	417	66	\$501,110
Stalking	80	61	\$85,298
Other: Protection Order Violations	151	128	\$120,134
TOTAL COLORADO CVC CLAIMS PAID	6,741	1,919 DV	\$12,160,981

Colorado Compensable CVC Services

FFY 2022 Colorado CVC Compensable Services Percentages Paid

Figure 10 shows the percentage of CVC funds paid for compensable CVC services.



FFY 2022 Colorado CVC Compensable Services Dollar Amount Paid

Table 4 shows the dollar amount of CVC funds paid for compensable CVC services.

FFY 2022 CVC COMPENSABLE SERVICES	CVC FUNDS PAID
MEDICAL / DENTAL	\$3,798,680
MENTAL HEALTH	\$3,230,999
ECONOMIC SUPPORT	\$1,699,403
FUNERAL/BURIAL	\$2,924,373
CRIME SCENE CLEAN UP	\$31,867
RELOCATION	\$167,280
TRAVEL	\$33,228
SECURITY DEVICES (INCLUDES WINDOWS, LOCKS)	\$205,279
DOORS (REPAIR OR REPLACEMENT)	\$69,872
TOTAL COLORADO CVC FUNDS EXPENDED	\$12,160,981

Colorado Crime Victim Compensation Individual Judicial Districts

CVC Program Annual Reports

Federal Fiscal Year 2022

October 1, 2020 thru September 30, 2022

1st Judicial District Gilpin and Jefferson Counties

<https://firstda.co>

Program Administrator: Valarie Van Kam
 vvankam@jeffco.us 303 271-6746
 Office of the District Attorney
 500 Jefferson County Parkway
 Golden, CO 80401-6020

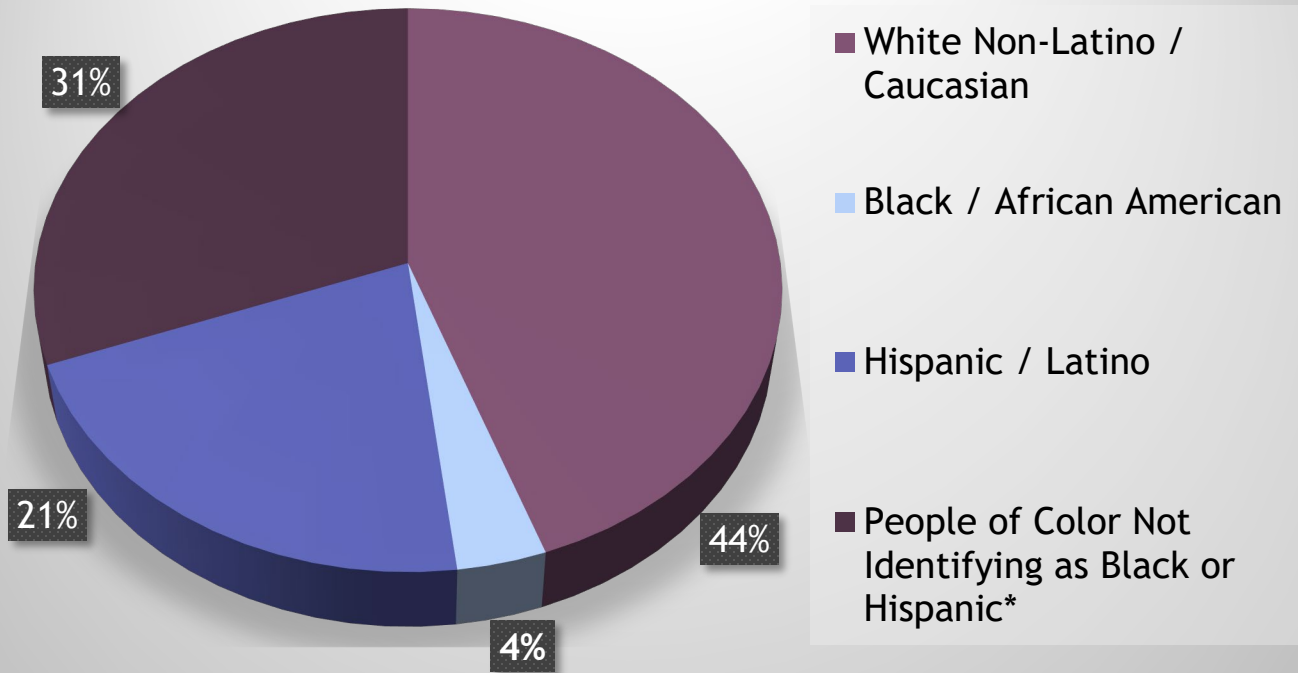
1st Judicial District FFY 2022 CVC Claims Paid & CVC Funds Expended

CVC CLAIMS BY CRIMES	TOTAL CVC CLAIMS	DV CVC CLAIMS (OF TOTAL CLAIMS)	TOTAL CVC FUNDS
Arson	9	3	\$6,614
Assault	522	338	\$684,725
Burglary	77	51	\$52,965
Child Abuse	547	23	\$352,982
Homicide	86	16	\$150,008
Human Trafficking	0	0	\$0
Kidnapping	17	9	\$39,273
DWI / DUI	17	N / A	\$9,230
Other Vehicular Crimes	38	N / A	\$63,350
Robbery	20	1	\$9,124
Sexual Assault	103	22	\$84,549
Stalking	23	18	\$13,500
Other: Protection Order Violations	49	42	\$27,907
TOTAL 1st JD CVC CLAIMS PAID	1,508	523	\$1,494,227
TOTAL 1st JD CVC FEDERAL GRANT FUNDS EXPENDED			\$651,167

CVC CLAIMS BY SERVICES	TOTAL CVC FUNDS
MEDICAL/	\$427,943
MENTAL HEALTH	\$684,994
ECONOMIC SUPPORT	\$168,186
FUNERAL/BURIAL	\$148,493
CRIME SCENE CLEAN UP	\$875
RELOCATION	\$0
TRAVEL	\$0
SECURITY DEVICES (INCLUDES WINDOWS, LOCKS)	\$56,896
DOORS (REPAIR OR REPLACEMENT)	\$6,840
TOTAL 1ST JD CVC PROGRAM FUNDS PAID	\$1,494,227
TOTAL 1ST JD CVC PROGRAM STATE COLLECTIONS 42% LESS THAN PAID	\$868,927
TOTAL 1ST JD CVC FEDERAL GRANT FUNDS RECEIVED	\$650,000

1st Judicial District Gilpin and Jefferson Counties

Race and Ethnicity Demographics

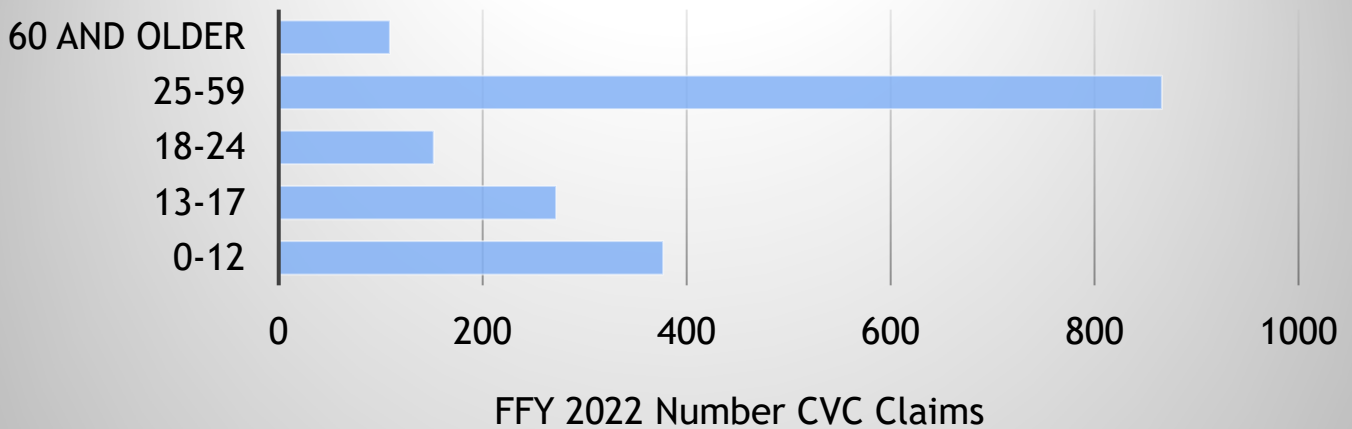


*Includes Native American, Asian, Native Hawaiian / Pacific Islander and Multiple Races

Gender Demographics



Age Demographics



2nd Judicial District Denver County

<https://www.denverda.org/crime-victim-compensation/>

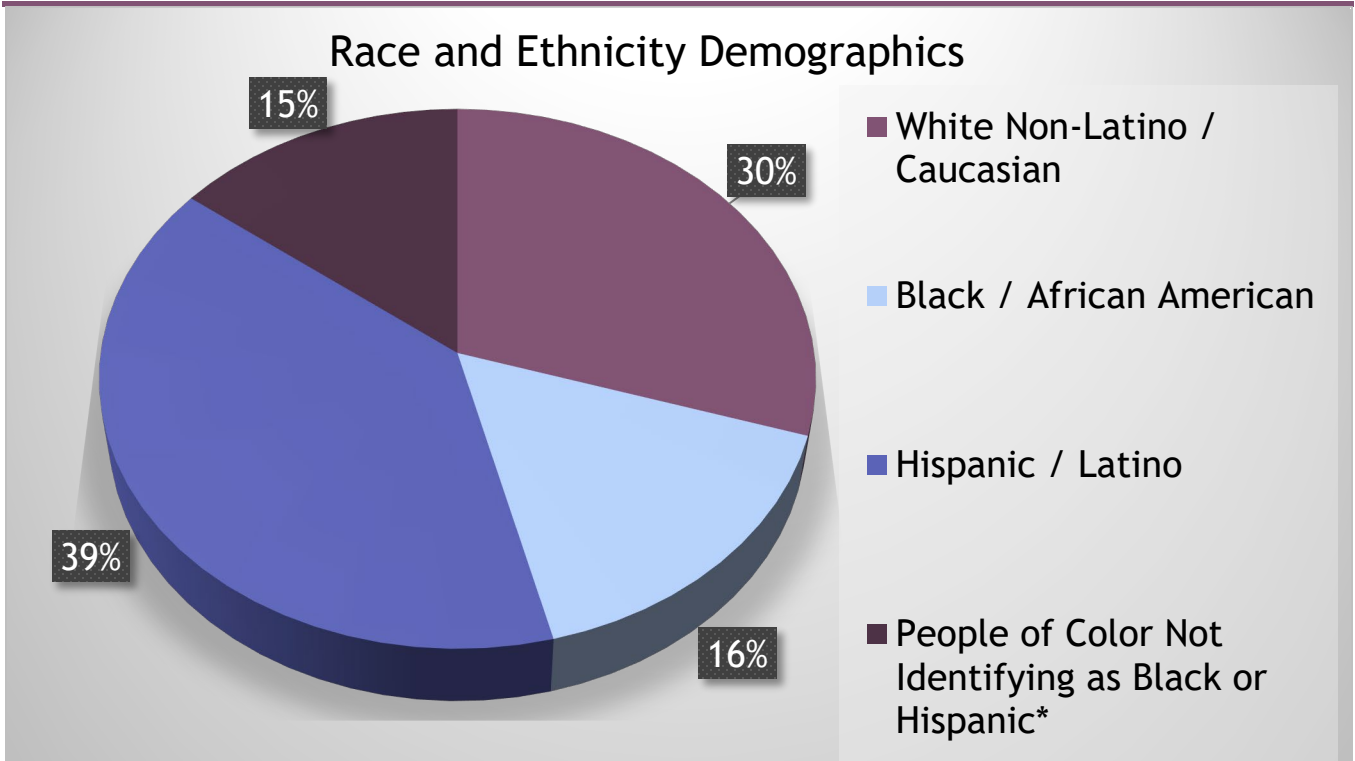
Program Administrator: **Latoya Thorne**
latoya.thorne@denverda.org 720 913-9253
 Office of the District Attorney
 201 West Colfax, Dept. 801
 Denver, CO 80202

2nd Judicial District FFY 2022 CVC Claims Paid & CVC Funds Expended

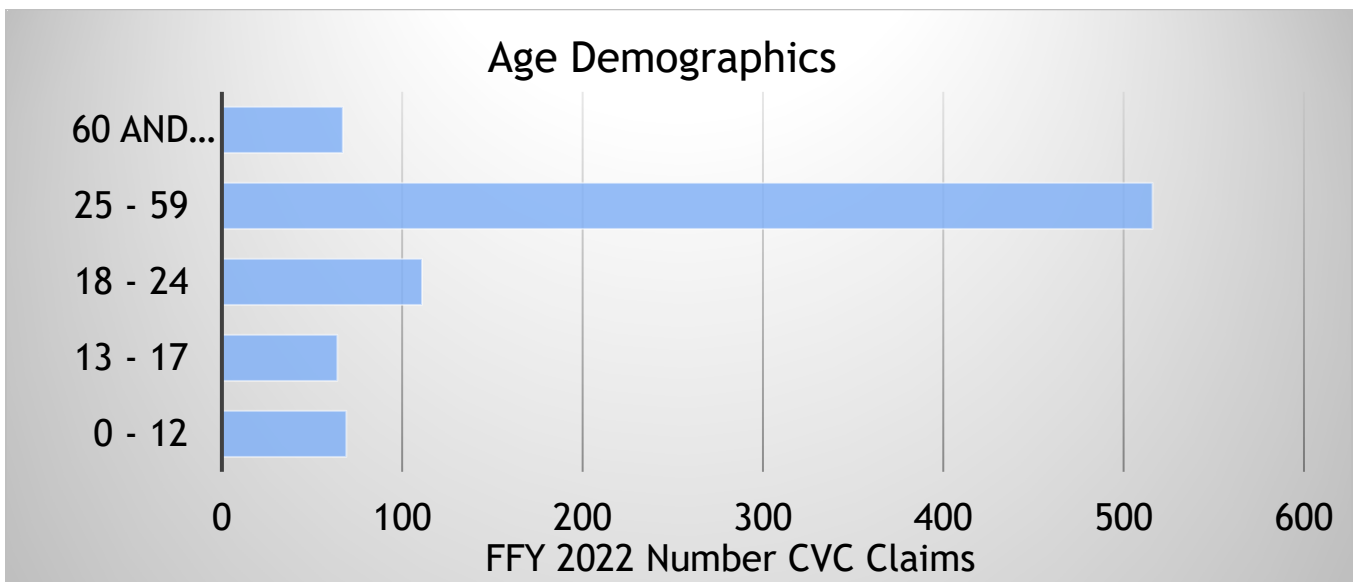
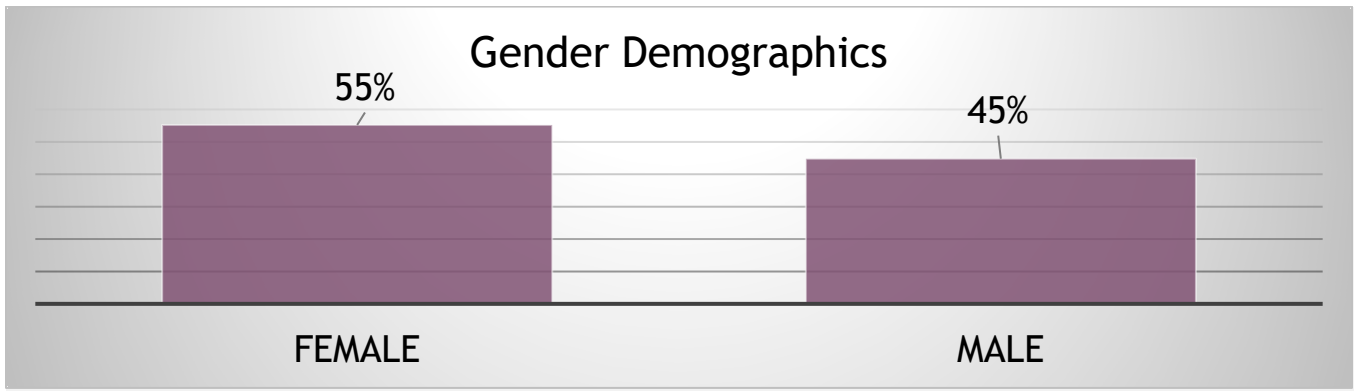
CVC CLAIMS BY CRIMES	TOTAL CVC CLAIMS	DV CVC CLAIMS (OF TOTAL CLAIMS)	TOTAL CVC FUNDS
Arson	1	1	\$155
Assault	279	83	\$851,254
Burglary	29	9	\$30,111
Child Abuse	100	0	\$126,603
Homicide	175	20	\$832,386
Human Trafficking	1	0	\$300
Kidnapping	8	3	\$12,645
DWI / DUI	4	N / A	\$33,354
Other Vehicular Crimes	58	N / A	\$333,652
Robbery	30	1	\$56,487
Sexual Assault	36	3	\$51,441
Stalking	2	1	\$2,920
Other: Protection Order Violations	6	5	\$12,465
TOTAL 2ND JD CVC CLAIMS PAID	729	126	\$2,343,773
TOTAL 2ND JD CVC FEDERAL GRANT FUNDS EXPENDED			\$806,212

CVC CLAIMS BY SERVICES	TOTAL CVC FUNDS
MEDICAL/DENTAL	\$764,512
MENTAL HEALTH	\$348,564
ECONOMIC SUPPORT	\$384,294
FUNERAL/BURIAL	\$814,886
CRIME SCENE CLEAN-UP	\$6,696
RELOCATION	\$0
TRAVEL	\$0
SECURITY	\$13,557
DOORS	\$11,264
TOTAL 2ND JD CVC PROGRAM FUNDS PAID	\$2,343,773
TOTAL 2ND JD CVC PROGRAM STATE COLLECTIONS 21% LESS THAN PAID	\$1,845,959
TOTAL 2ND JD CVC FEDERAL GRANT FUNDS RECEIVED	\$770,000

2nd Judicial District Denver County



*Includes Native American, Asian, Native Hawaiian / Pacific Islander and Multiple Races



3rd Judicial District

Huerfano and Las Animas Counties

Program Administrator: Kendra Torres
ktorres@3rdjudicial.org 719 967-1068
 Office of the District Attorney
 200 East 1st Street
 Trinidad, CO 81082

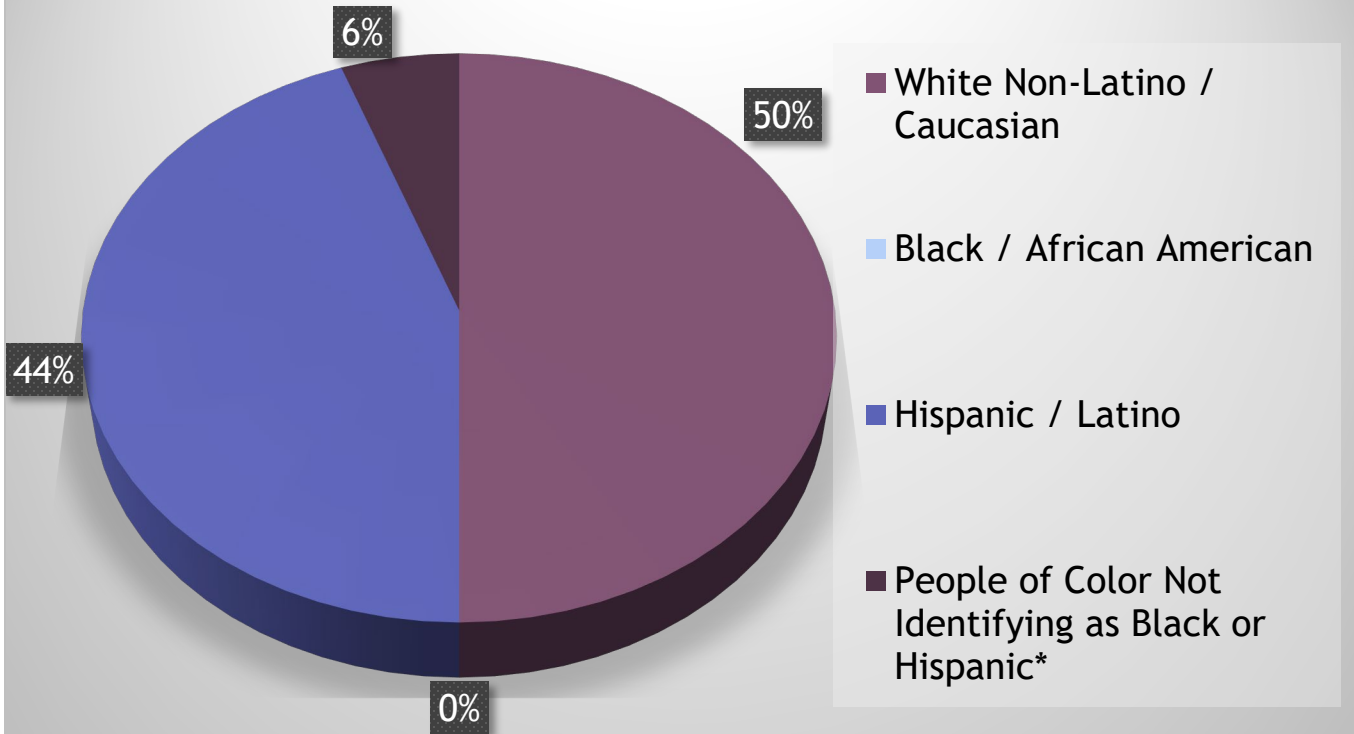
3rd Judicial District FFY 2022 CVC Claims Paid & CVC Funds Expended

CVC CLAIMS BY CRIME	TOTAL CVC CLAIMS	DV CVC CLAIMS (OF TOTAL CLAIMS)	TOTAL CVC FUNDS
Arson	0	0	\$0
Assault	6	0	\$6,152
Burglary	1	0	\$638
Child Abuse	2	0	\$1,900
Homicide	0	0	\$0
Human Trafficking	0	0	\$0
Kidnapping	0	0	\$0
DWI / DUI	0	N / A	\$0
Other Vehicular Crimes	1	N / A	\$8,484
Robbery	0	0	\$0
Sexual Assault	1	0	\$19,409
Stalking	0	0	\$0
Other: Protection Order Violations	0	0	\$0
TOTAL 3RD JD CVC CLAIMS PAID	11	0	\$36,583
TOTAL 3RD JD CVC FEDERAL GRANT FUNDS EXPENDED			\$0

CVC CLAIMS BY SERVICES	TOTAL CVC FUNDS
MEDICAL/DENTAL	\$18,989
MENTAL HEALTH	\$6,880
ECONOMIC SUPPORT	\$1,072
FUNERAL/BURIAL	\$8,484
CRIME SCENE CLEAN-UP	\$0
RELOCATION	\$576
TRAVEL	\$0
SECURITY	\$582
DOORS	\$0
TOTAL 3RD JD CVC PROGRAM FUNDS PAID	\$36,583
TOTAL 3RD JD CVC PROGRAM STATE COLLECTIONS	\$52,664
TOTAL 3RD JD CVC FEDERAL GRANT FUNDS RECEIVED	\$0

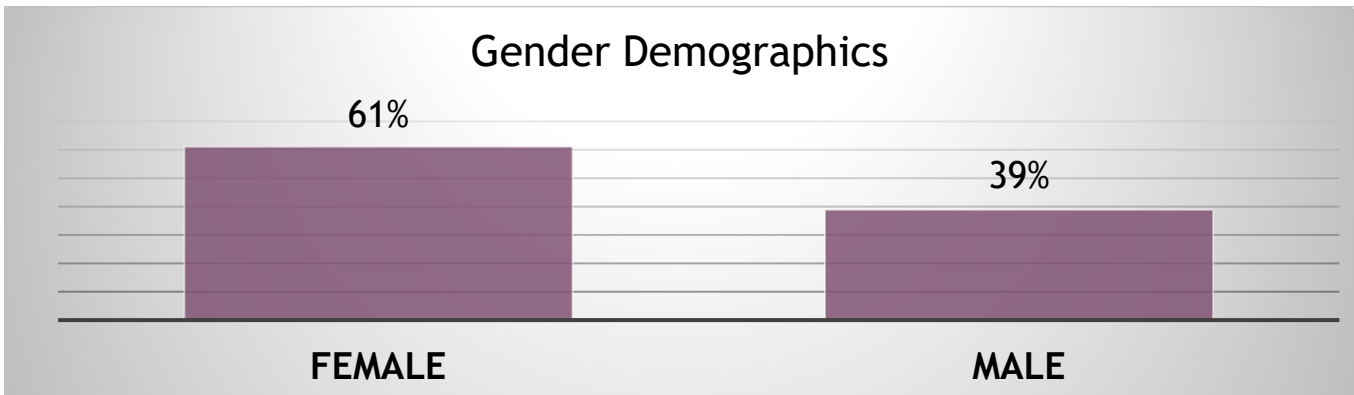
3rd Judicial District Huerfano and Las Animas Counties

Race and Ethnicity Demographics

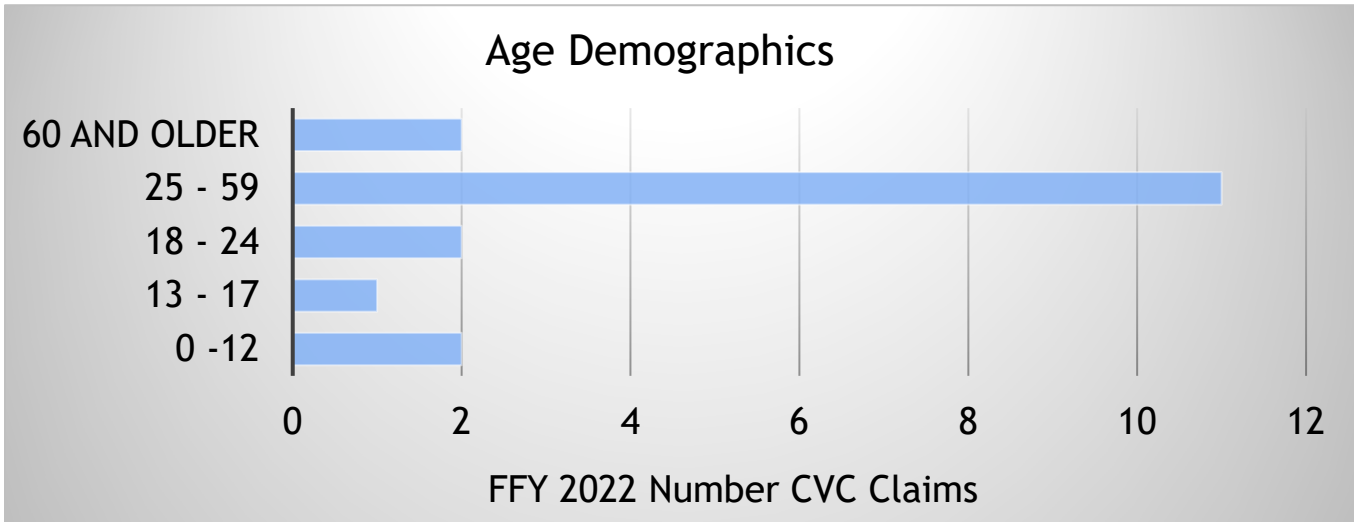


*Includes Native American, Asian, Native Hawaiian / Pacific Islander and Multiple Races

Gender Demographics



Age Demographics



4th Judicial District El Paso and Teller Counties

<https://www.4thjudicialda.com/VictimAdvocacy.html>

Program Administrator: Amber Holland
 amberholland@elpasoco.com 719 520-6915
 Office of the District Attorney
 105 East Vermijo, Suite 111
 Colorado Springs, CO 80903

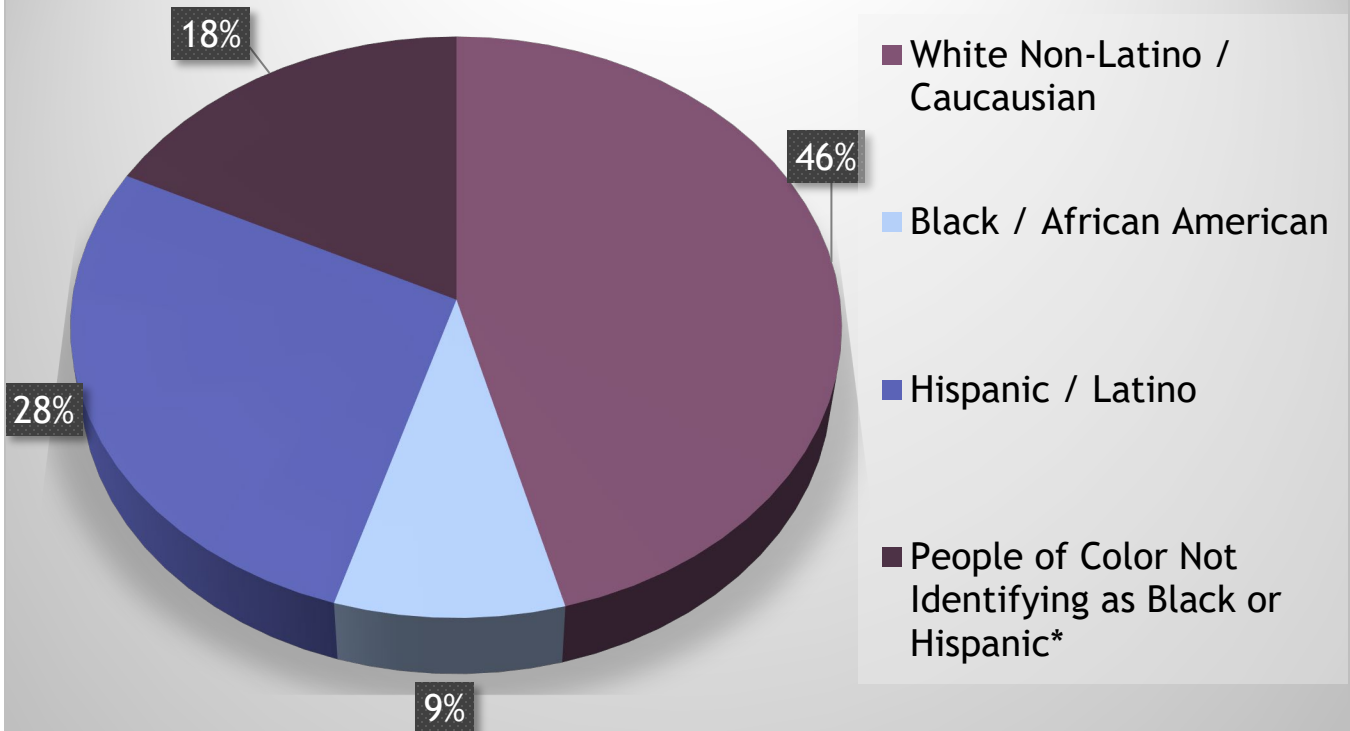
4th Judicial District FFY 2022 CVC Claims Paid & CVC Funds Expended

CVC CLAIMS BY CRIME	TOTAL CVC CLAIMS	DV CVC CLAIMS (OF TOTAL CLAIMS)	TOTAL CVC FUNDS
Arson	1	1	\$600
Assault	162	60	\$412,620
Burglary	16	3	\$12,291
Child Abuse	120	0	\$125,515
Homicide	79	6	\$319,019
Human Trafficking	1	0	\$3,416
Kidnapping	6	3	\$33,816
DWI / DUI	6	N / A	\$11,901
Other Vehicular Crimes	24	N / A	\$108,336
Robbery	7	0	\$3,431
Sexual Assault	30	1	\$36,465
Stalking	4	3	\$5,368
Other: Protection Order Violations	2	0	\$742
TOTAL 4TH JD CVC CLAIMS PAID	458	77	\$1,073,520
TOTAL 4TH JD CVC FEDERAL GRANT FUNDS EXPENDED			\$0

CVC CLAIMS BY SERVICES	TOTAL CVC FUNDS
MEDICAL/DENTAL	\$446,392
MENTAL HEALTH	\$171,573
ECONOMIC SUPPORT	\$112,473
FUNERAL/BURIAL	\$302,612
CRIME SCENE CLEAN-UP	\$5,823
RELOCATION	\$0
TRAVEL	\$0
SECURITY	\$32,109
DOORS	\$2,536
TOTAL 4TH JD CVC PROGRAM FUNDS PAID	\$1,073,520
TOTAL 4TH JD CVC PROGRAM STATE COLLECTIONS	\$1,224,869
TOTAL 4TH JD CVC FEDERAL GRANT FUNDS RECEIVED	\$0

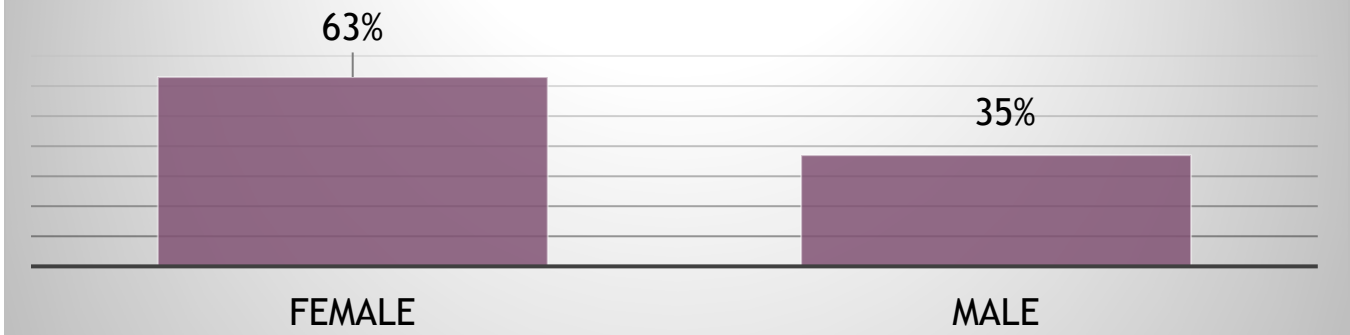
4th Judicial District El Paso and Teller Counties

Race and Ethnicity Demographics

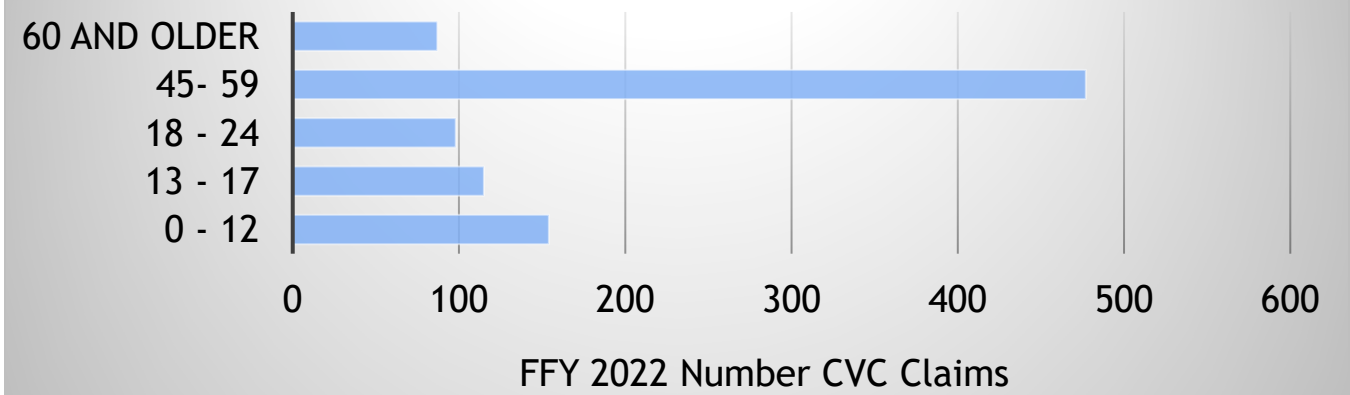


*Includes Native American, Asian, Native Hawaiian / Pacific Islander and Multiple Races

Gender Demographics



Age Demographics



5th Judicial District
Clear Creek, Eagle, Lake and Summit Counties

<https://www.da5.us/Victims>

Program Administrator: **Christina Watson**
cwatson@da5.us 970 390-0150
 Office of the District Attorney
 P.O. Box 295
 Eagle, CO 81631

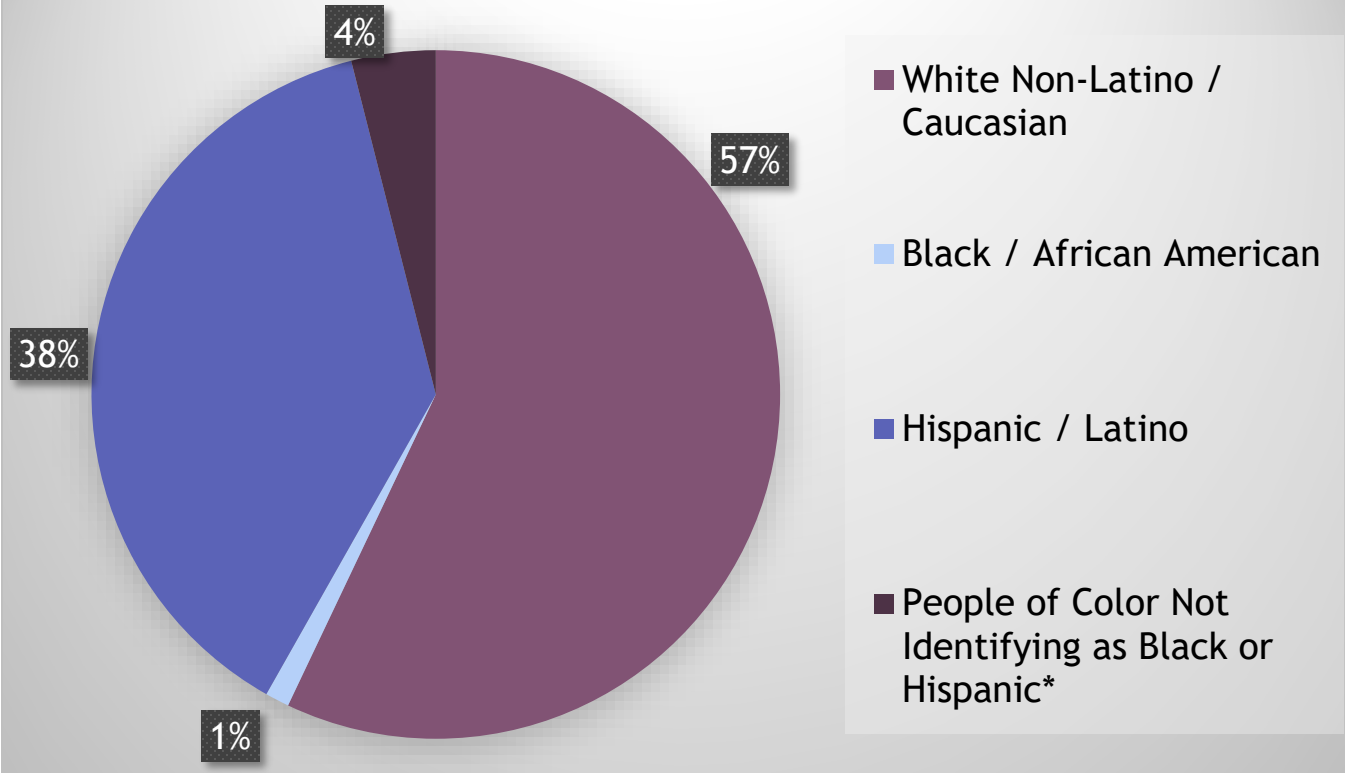
5th Judicial District FFY 2022 CVC Claims Paid & CVC Funds Expended

CVC CLAIMS BY CRIME	TOTAL CVC CLAIMS	DV CVC CLAIMS (OF TOTAL CLAIMS)	TOTAL CVC FUNDS
Arson	0	0	\$0
Assault	95	108	\$156,135
Burglary	6	6	\$10,601
Child Abuse	56	0	\$35,542
Homicide	4	0	\$2,380
Human Trafficking	0	0	\$0
Kidnapping	0	0	\$0
DWI / DUI	3	N / A	\$8,577
Other Vehicular Crimes	1	N / A	\$19,680
Robbery	0	0	\$0
Sexual Assault	24	4	\$18,458
Stalking	6	6	\$6,580
Other: Protection Order Violations	0		\$0
TOTAL 5TH JD CVC CLAIMS PAID	195	99	\$257,953
TOTAL 5TH JD CVC FEDERAL GRANT FUNDS EXPENDED			\$24,999

CVC CLAIMS BY SERVICES	TOTAL CVC FUNDS
MEDICAL/DENTAL	\$106,617
MENTAL HEALTH	\$110,386
ECONOMIC SUPPORT	\$31,010
FUNERAL/BURIAL	\$0
CRIME SCENE CLEAN-UP	\$0
RELOCATION	\$4,620
TRAVEL	\$0
SECURITY	\$4,710
DOORS	\$610
TOTAL 5TH JD CVC PROGRAM FUNDS PAID	\$257,953
TOTAL 5TH JD CVC PROGRAM STATE COLLECTIONS	\$269,979
TOTAL 5TH JD CVC FEDERAL GRANT FUNDS RECEIVED	\$24,999

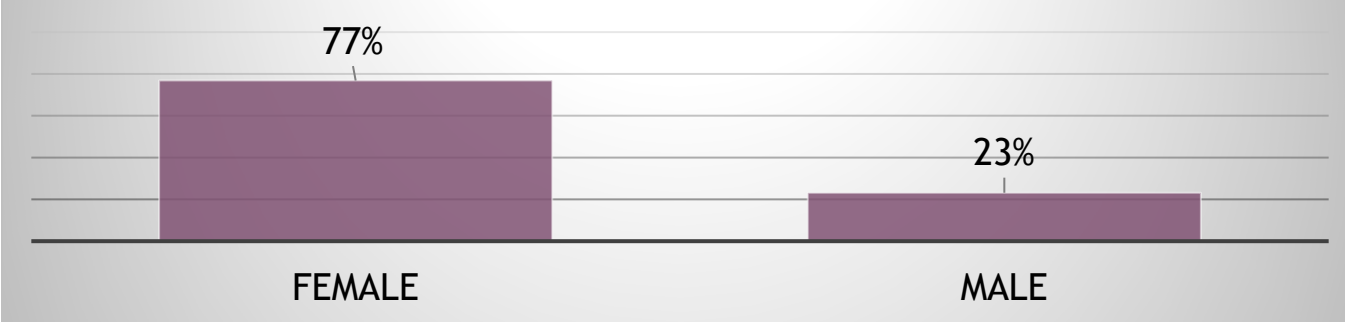
5th Judicial District
 Clear Creek, Eagle, Lake and Summit Counties

Race and Ethnicity Demographics

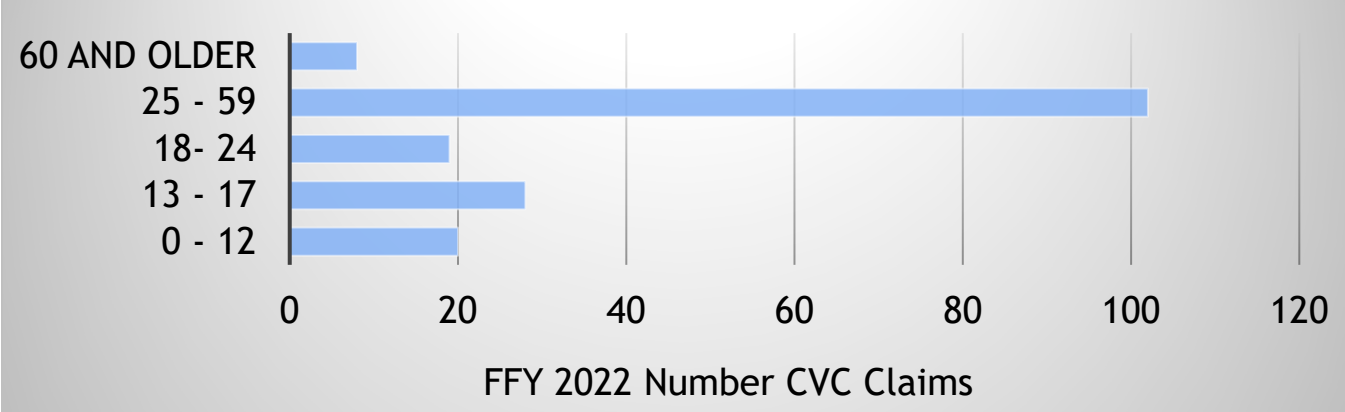


*Includes Native American, Asian, Native Hawaiian / Pacific Islander and Multiple Races

Gender Demographics



Age Demographics



6th Judicial District

Archuleta, La Plata and San Juan Counties

https://www.co.laplata.co.us/departments/district_attorney_s_office/victim_witness_assistance.php

Assistant Program Administrator: Carol Little

carol.little@co.laplata.co.us 970 382-6339

Office of the District Attorney

P.O. Drawer 3455

Durango, CO 81302

6th Judicial District FFY 2022 CVC Claims Paid & CVC Funds Expended

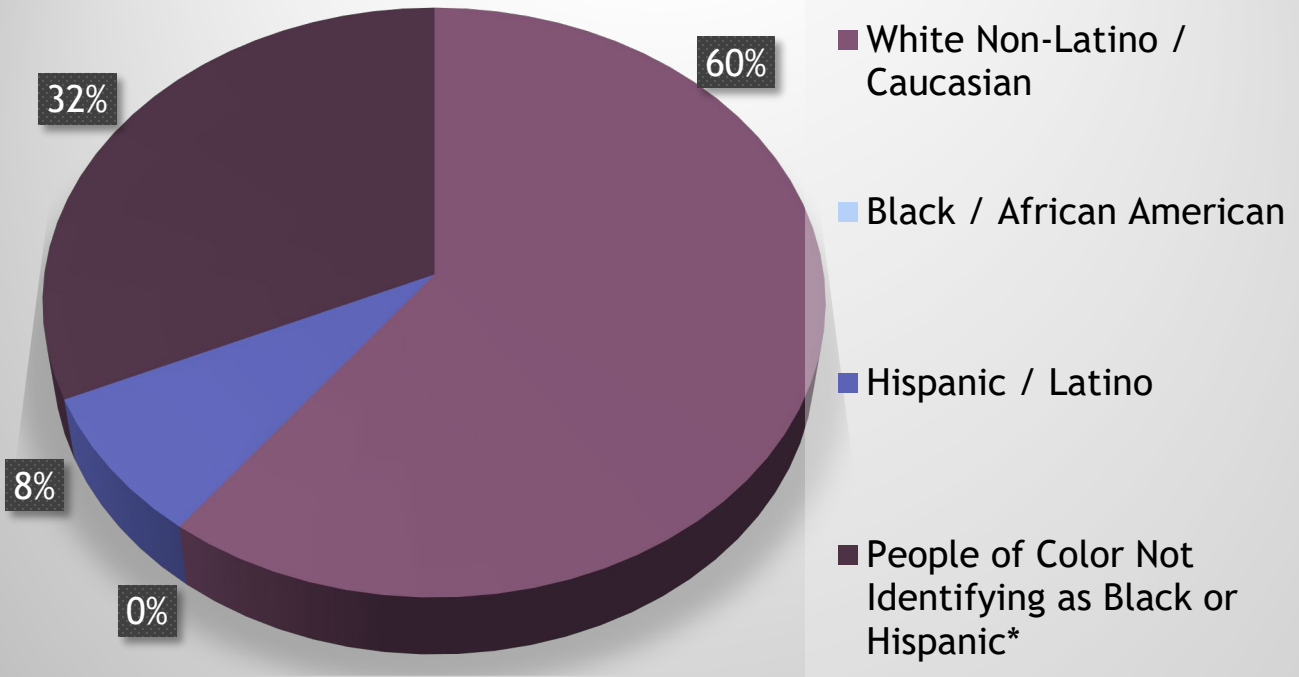
CVC CLAIMS BY CRIME	TOTAL CVC CLAIMS	DV CVC CLAIMS (OF TOTAL CLAIMS)	TOTAL CVC FUNDS
Arson	0	0	\$0
Assault	12	10	\$38,875
Burglary	1	0	\$340
Child Abuse	4	0	\$4,080
Homicide	8	0	\$14,973
Human Trafficking	0	0	\$0
Kidnapping	0	0	\$0
DWI / DUI	0	N / A	\$0
Other Vehicular Crimes	12	N / A	\$40,544
Robbery	0	0	\$0
Sexual Assault	4	0	\$6,840
Stalking	1	0	\$2,9240
Other: Protection Order Violations	0	0	\$0
TOTAL 6TH JD CVC CLAIMS PAID	42	10	\$108,576
TOTAL 6TH JD CVC FEDERAL GRANT FUNDS EXPENDED			\$0

CVC CLAIMS BY SERVICES	TOTAL CVC FUNDS
MEDICAL/DENTAL	\$48,291
MENTAL HEALTH	\$15,395
ECONOMIC SUPPORT	\$28,809
FUNERAL/BURIAL	\$13,663
CRIME SCENE CLEAN-UP	\$0
RELOCATION	\$1,868
TRAVEL	\$0
SECURITY	\$210
DOORS	\$340
TOTAL 6TH JD CVC PROGRAM FUNDS PAID	\$108,576
TOTAL 6TH JD CVC PROGRAM STATE COLLECTIONS	\$160,147
TOTAL 6TH JD CVC FEDERAL GRANT FUNDS RECEIVED	\$0

6th Judicial District

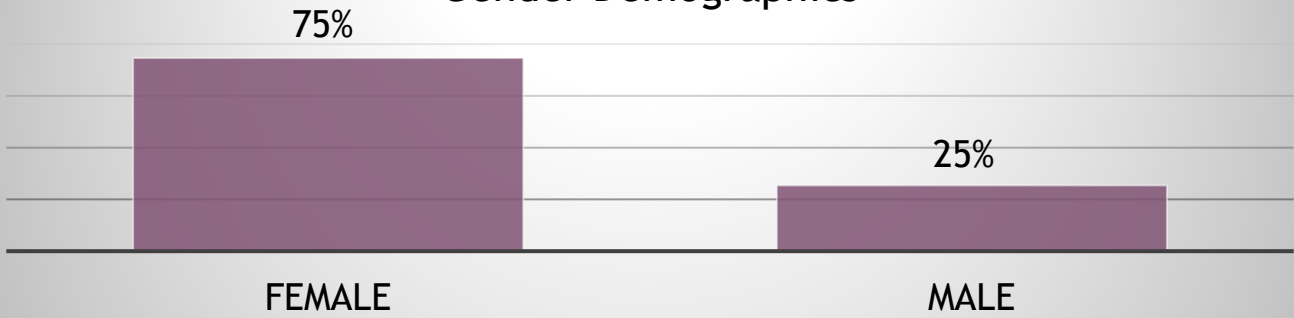
Archuleta, La Plata and San Juan Counties

Race and Ethnicity Demographics

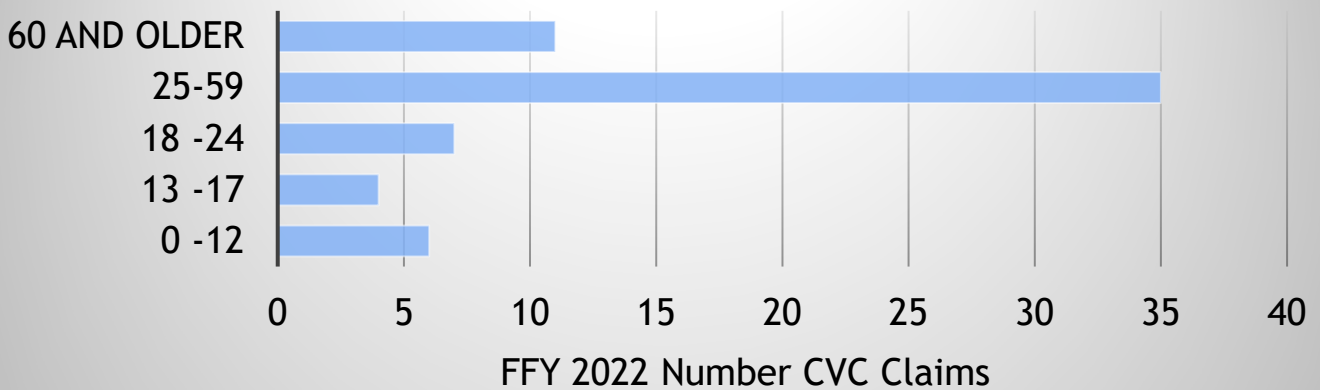


*Includes Native American, Asian, Native Hawaiian / Pacific Islander and Multiple Races

Gender Demographics



Age Demographics



7th Judicial District

Delta, Gunnison, Hinsdale, Montrose, Ouray and San Miguel Counties

<https://www.co7da.org/victim-services/victim-compensation/>

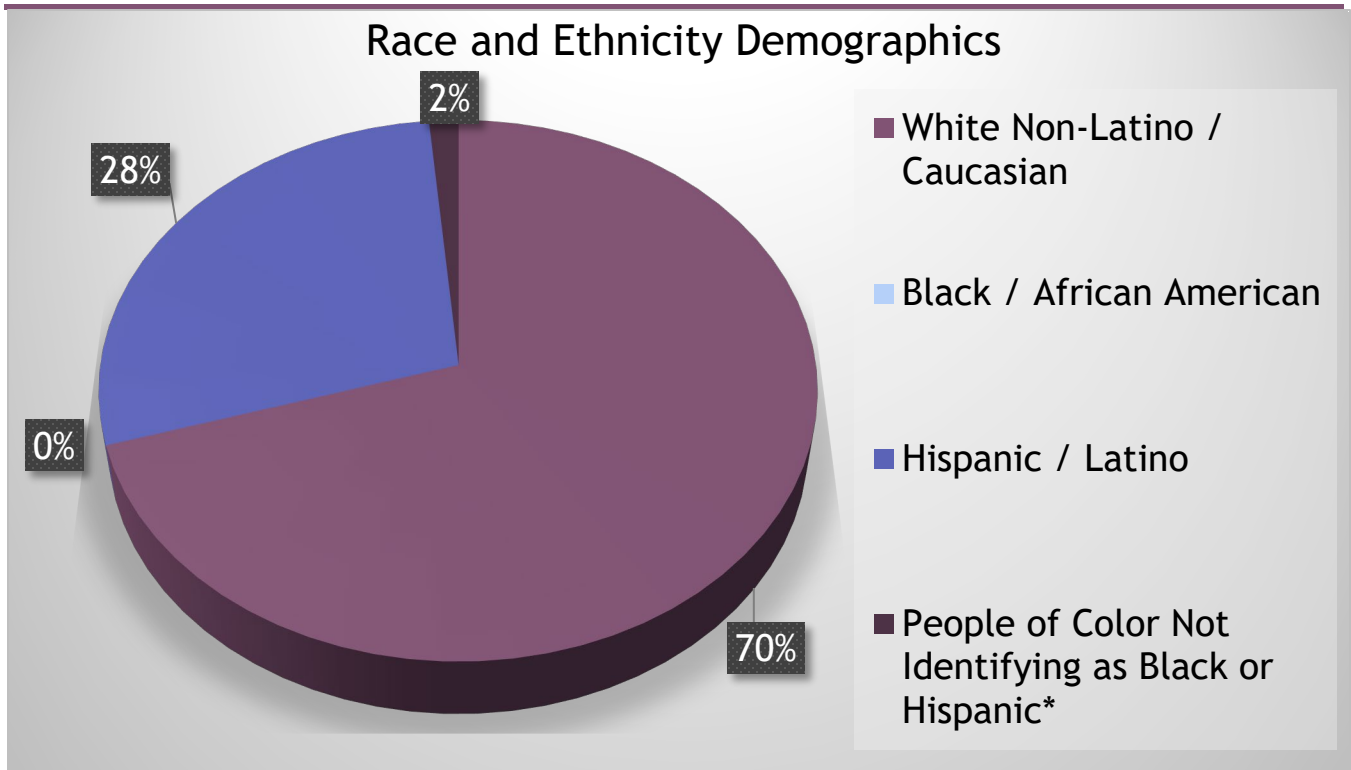
Program Administrator: Eleasha Cervantes
 eleasha.cervantes@co7da.org 970 252-4266
 Office of the District Attorney
 1200 North Grand Ave., #200
 Montrose, CO 81401

7th Judicial District FFY 2022 CVC Claims Paid & CVC Funds Expended

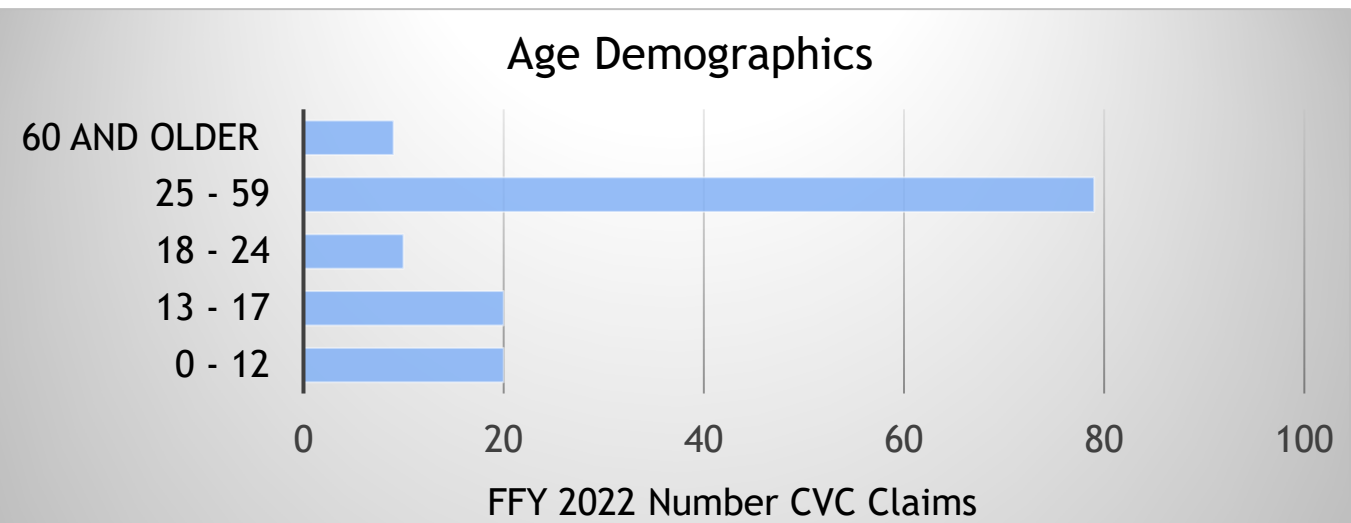
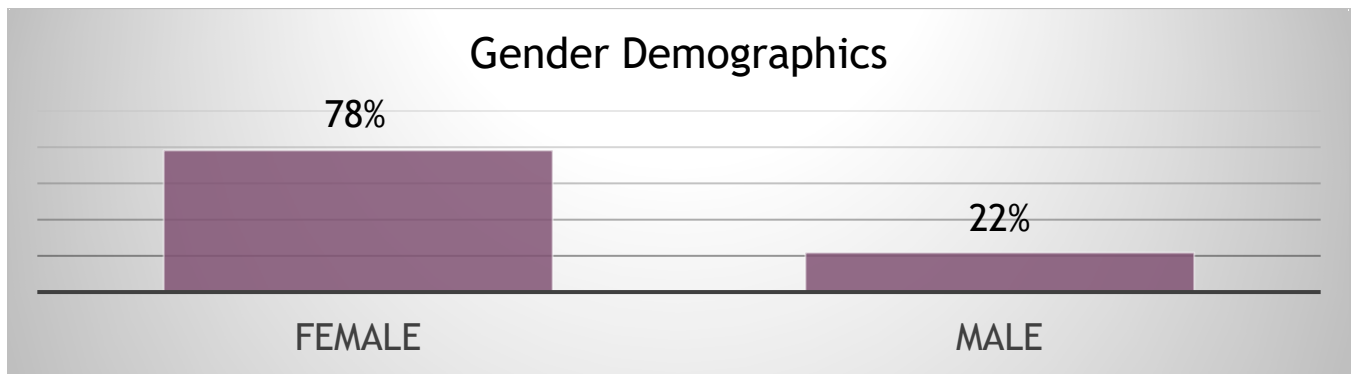
CVC CLAIMS BY CRIME	TOTAL CVC CLAIMS	DV CVC CLAIMS (OF TOTAL CLAIMS)	TOTAL CVC FUNDS
Arson	0	0	\$0
Assault	38	35	\$86,865
Burglary	1	0	\$832
Child Abuse	11	2	\$15,077
Homicide	3	1	\$10,639
Human Trafficking	0	0	\$0
Kidnapping	0	0	\$0
DWI / DUI	3	N / A	\$7,433
Other Vehicular Crimes	8	N / A	\$26,103
Robbery	2	2	\$1,274
Sexual Assault	9	2	\$10,976
Stalking	3	2	\$5,556
Other: Protection Order Violations	1	0	\$320
TOTAL 7TH JD CVC CLAIMS PAID	79	44	\$165,075
TOTAL 7TH JD CVC FEDERAL GRANT FUNDS EXPENDED			\$16,484

CVC CLAIMS BY SERVICES	TOTAL CVC FUNDS
MEDICAL/DENTAL	\$58,694
MENTAL HEALTH	\$28,714
ECONOMIC SUPPORT	\$57,636
FUNERAL/BURIAL	\$16,984
CRIME SCENE CLEAN-UP	\$0
RELOCATION	\$949
TRAVEL	\$500
SECURITY	\$1,446
DOORS	\$152
TOTAL 7TH JD CVC PROGRAM FUNDS PAID	\$165,075
TOTAL 7TH JD CVC PROGRAM STATE COLLECTIONS	\$168,242
TOTAL 7TH JD CVC FEDERAL GRANT FUNDS RECEIVED	\$16,484

7th Judicial District Delta, Gunnison, Hinsdale, Montrose, Ouray and San Miguel Counties



*Includes Native American, Asian, Native Hawaiian / Pacific Islander and Multiple Races



8th Judicial District

Jackson and Larimer Counties

<https://www.larimer.gov/da/vicwit/compensation>

Program Administrator: Candace Smith
 smithcr@co.larimer.co.us 970 498-7290
 Office of the District Attorney
 201 La Porte Ave., Suite 200
 Fort Collins, CO 80521-2763

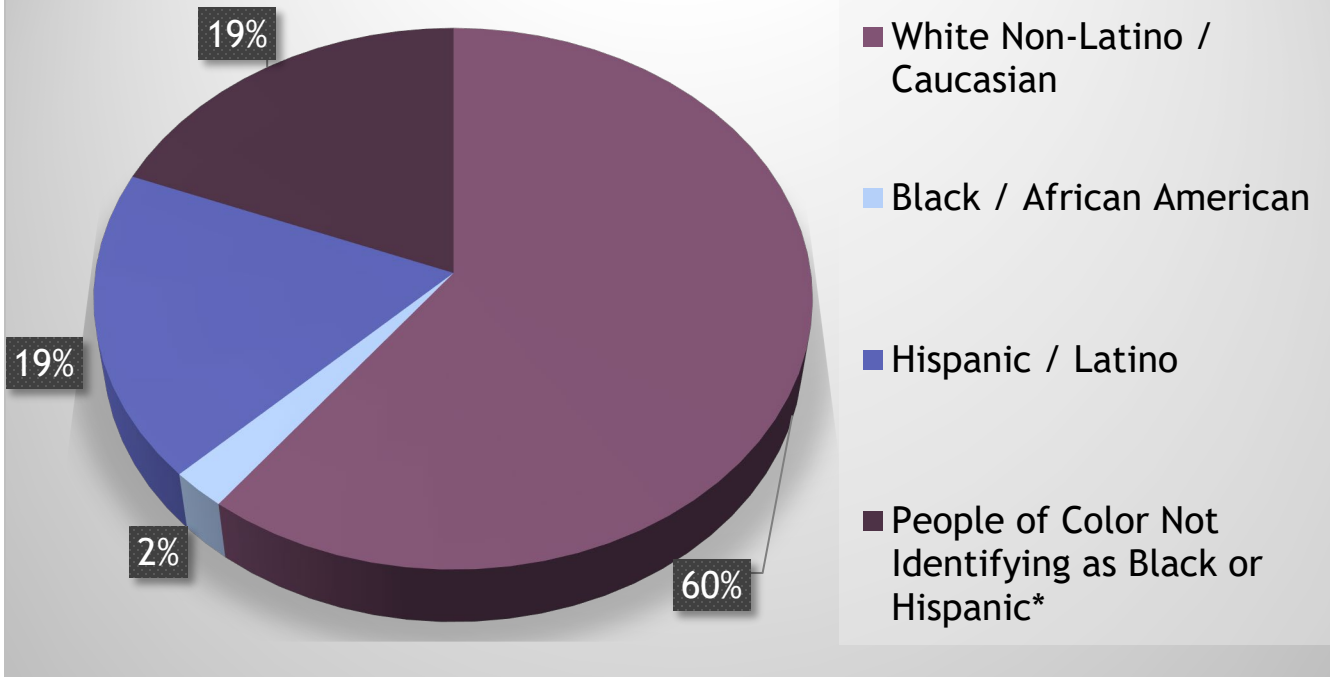
8th Judicial District FFY 2022 CVC Claims Paid & CVC Funds Expended

CVC CLAIMS BY CRIME	TOTAL CVC CLAIMS	DV CVC CLAIMS (OF TOTAL CLAIMS)	TOTAL CVC FUNDS
Arson	1	0	\$210
Assault	117	66	\$229,646
Burglary	25	15	\$29,138
Child Abuse	120	0	\$141,415
Homicide	8	2	\$35,786
Human Trafficking	1	0	\$340
Kidnapping	2	2	\$4,700
DWI / DUI	0	N / A	\$0
Other Vehicular Crimes	22	N / A	\$86,407
Robbery	1	0	\$255
Sexual Assault	32	7	\$42,447
Stalking	8	6	\$7,995
Other: Protection Order Violations	1	0	\$410
TOTAL 8TH JD CVC CLAIMS PAID	338	98	\$578,749
TOTAL 8TH JD CVC FEDERAL GRANT FUNDS EXPENDED			\$0

CVC CLAIMS BY SERVICES	TOTAL CVC FUNDS
MEDICAL/DENTAL	\$190,454
MENTAL HEALTH	\$173,304
ECONOMIC SUPPORT	\$92,795
FUNERAL/BURIAL	\$59,514
CRIME SCENE CLEAN-UP	\$0
RELOCATION	\$44,246
TRAVEL	\$0
SECURITY	\$14,953
DOORS	\$3,483
TOTAL 8TH JD CVC PROGRAM FUNDS PAID	\$578,749
TOTAL 8TH JD CVC PROGRAM STATE COLLECTIONS	\$747,178
TOTAL 8TH JD CVC FEDERAL GRANT FUNDS RECEIVED	\$0

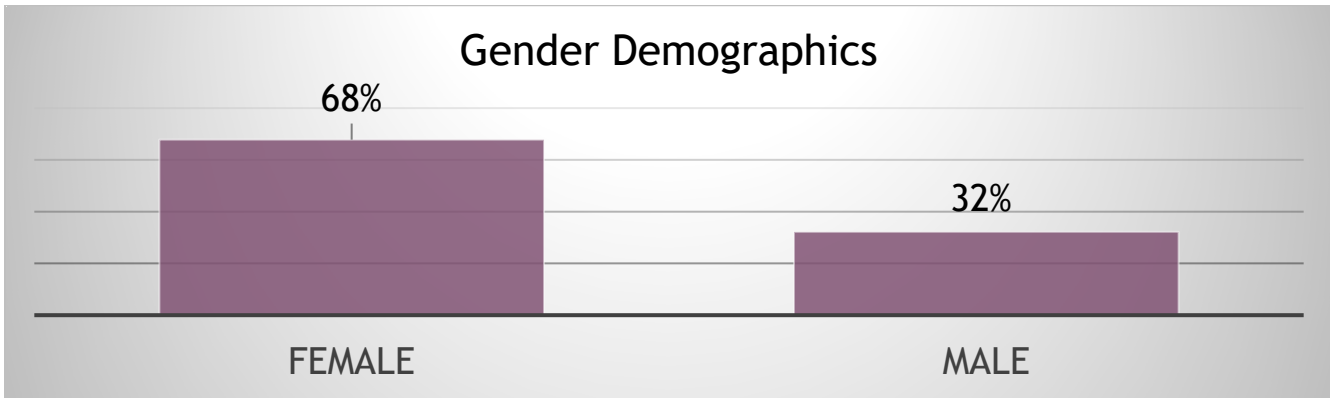
8th Judicial District Jackson and Larimer Counties

Race and Ethnicity Demographics

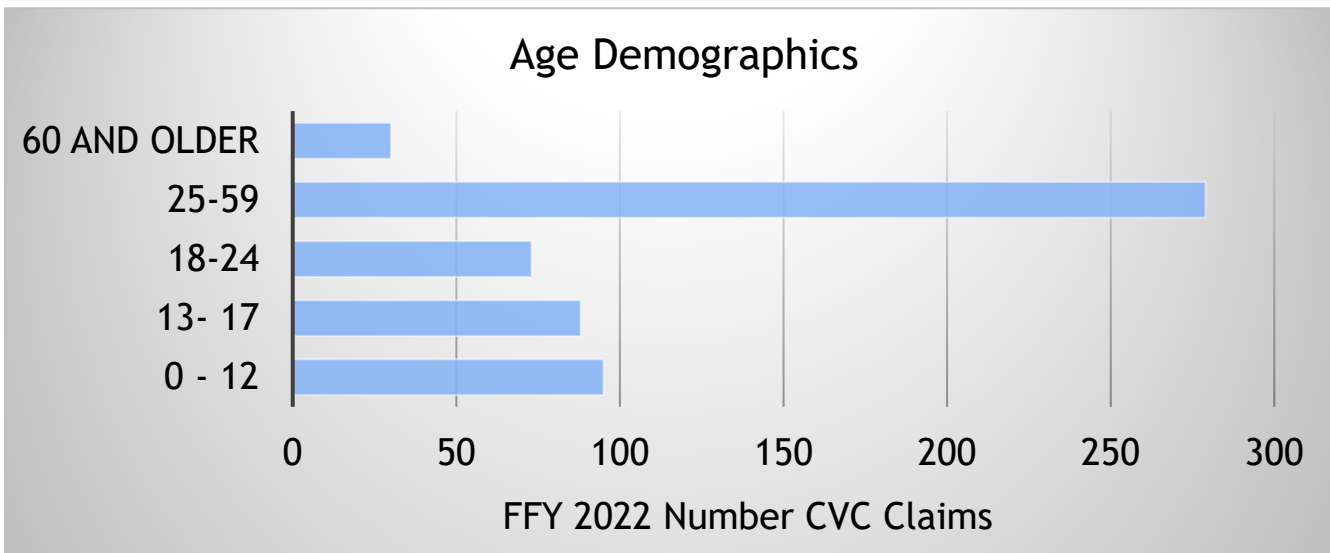


*Includes Native American, Asian, Native Hawaiian / Pacific Islander and Multiple Races

Gender Demographics



Age Demographics



9th Judicial District
Garfield, Pitkin and Rio Blanco Counties

<https://www.9daco.org/victimcompensation.html>

Program Administrator: **Steve Aurand**
saurand@9daco.org 970 384-3517
 Office of the District Attorney
 109 8th Street, Suite 308
 Glenwood Springs, CO 81601

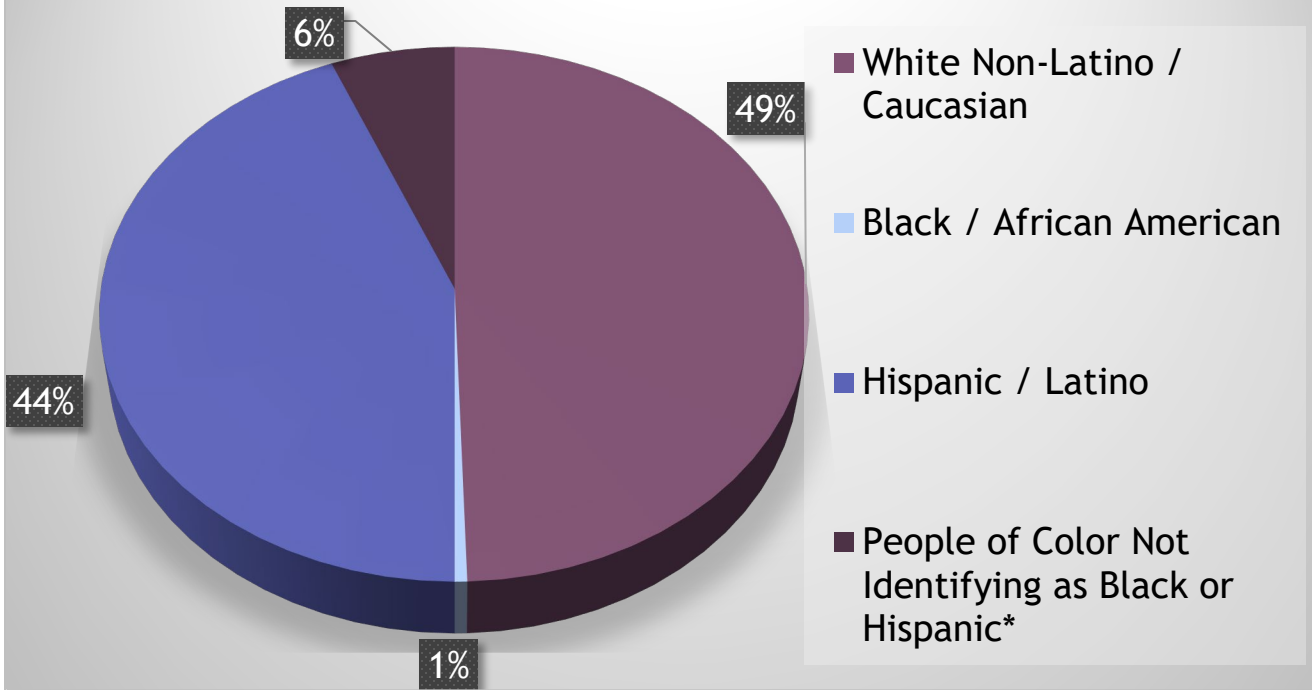
9th Judicial District FFY 2022 CVC Claims Paid & CVC Funds Expended

CVC CLAIMS BY CRIME	TOTAL CVC CLAIMS	DV CVC CLAIMS (OF TOTAL CLAIMS)	TOTAL CVC FUNDS
Arson	0	0	\$0
Assault	56	38	\$66,682
Burglary	2	2	\$2,540
Child Abuse	73	36	\$82,686
Homicide	3	0	\$9,926
Human Trafficking	0	0	\$0
Kidnapping	0	0	\$0
DWI / DUI	2	N / A	\$2,296
Other Vehicular Crimes	7	N / A	\$7,462
Robbery	0	0	\$0
Sexual Assault	19	7	\$20,120
Stalking	3	3	\$4,510
Other: Protection Order Violations	4	4	\$4,445
TOTAL 9TH JD CVC CLAIMS PAID	169	90	\$200,667
TOTAL 9TH JD CVC FEDERAL GRANT FUNDS EXPENDED			\$157,801

CVC CLAIMS BY SERVICES	TOTAL CVC FUNDS
MEDICAL/DENTAL	\$27,414
MENTAL HEALTH	\$154,089
ECONOMIC SUPPORT	\$5,266
FUNERAL/BURIAL	\$12,924
CRIME SCENE CLEAN-UP	\$0
RELOCATION	\$0
TRAVEL	\$0
SECURITY	\$652
DOORS	\$322
TOTAL 9TH JD CVC PROGRAM FUNDS PAID	\$200,667
TOTAL 9TH JD CVC PROGRAM STATE COLLECTIONS 42% LESS THAN PAID	\$171,692
TOTAL 9TH JD CVC FEDERAL GRANT FUNDS RECEIVED	\$229,885

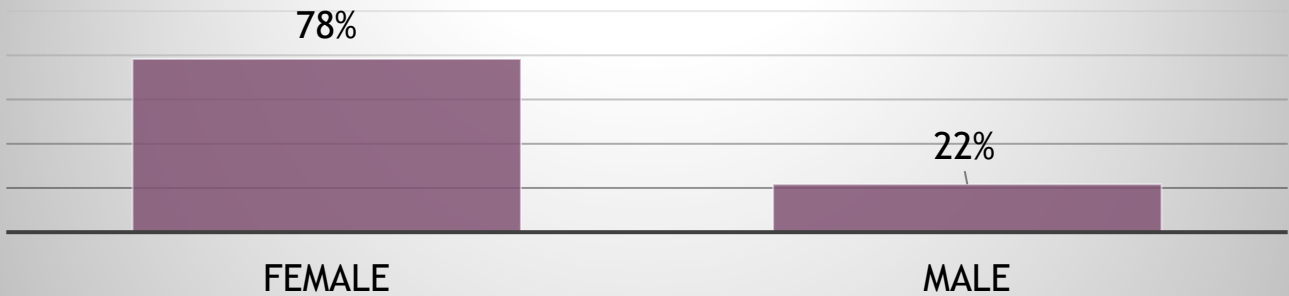
9th Judicial District
Garfield, Pitkin and Rio Blanco Counties

Race and Ethnicity Demographics

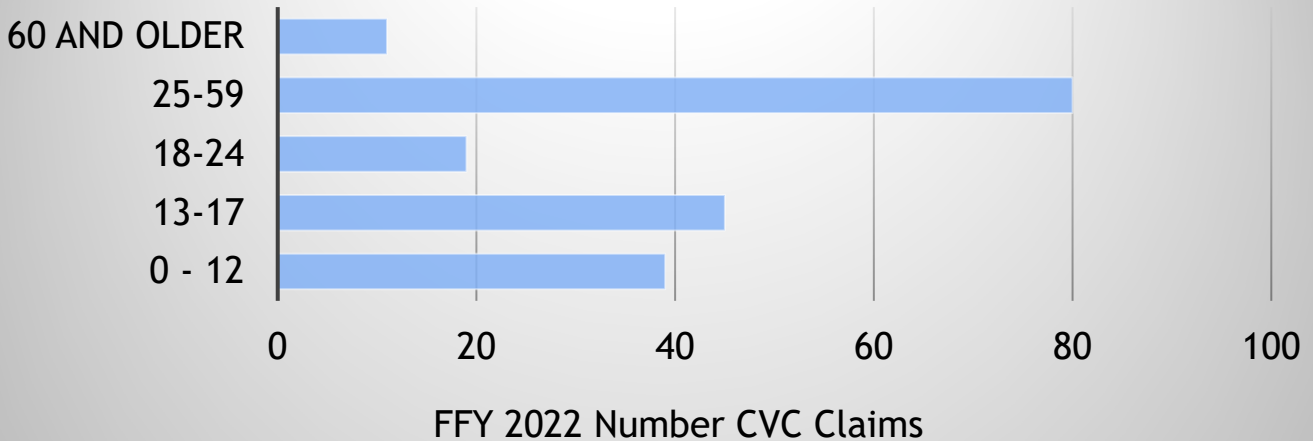


*Includes Native American, Asian, Native Hawaiian / Pacific Islander and Multiple Races

Gender Demographics



Age Demographics



10th Judicial District Pueblo County

county.pueblo.org/government/county/departments/county-district-attorney/victim-compensation

Program Administrator: Florence Hunt
hunt@co.pueblo.co.us 719 583-6092
 Office of the District Attorney
 701 Court Street
 Pueblo, CO 81003

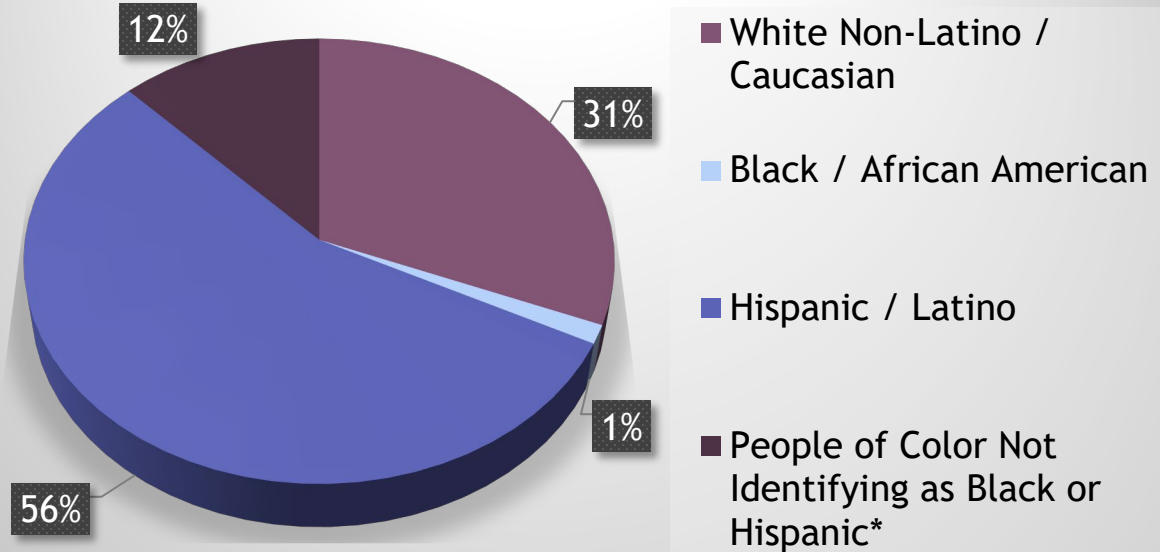
10th Judicial District FFY 2022 CVC Claims Paid & CVC Funds Expended

CVC CLAIMS BY CRIME	TOTAL CVC CLAIMS	DV CVC CLAIMS (OF TOTAL CLAIMS)	TOTAL CVC FUNDS
Arson	0	0	\$0
Assault	14	2	\$62,858
Burglary	7	2	\$9,919
Child Abuse	8	0	\$6,588
Homicide	27	3	\$197,272
Human Trafficking	0	0	\$0
Kidnapping	0	0	\$0
DWI / DUI	3	N / A	\$2,091
Other Vehicular Crimes	19	N / A	\$126,876
Robbery	1	0	\$949
Sexual Assault	2	0	\$3,362
Stalking	0	0	\$0
Other: Protection Order Violations	3	3	\$7,606
TOTAL 10TH JD CVC CLAIMS PAID	84	10	\$417,521
TOTAL 10th JD CVC FEDERAL GRANT FUNDS EXPENDED			\$0

CVC CLAIMS BY SERVICES	TOTAL CVC FUNDS
MEDICAL/DENTAL	\$76,781
MENTAL HEALTH	\$13,131
ECONOMIC SUPPORT	\$39,732
FUNERAL/BURIAL	\$275,585
CRIME SCENE CLEAN-UP	\$2,248
RELOCATION	\$0
TRAVEL	\$0
SECURITY	\$3,841
DOORS	\$6,203
TOTAL 10TH JD CVC PROGRAM FUNDS PAID	\$417,521
TOTAL 10TH JD CVC PROGRAM STATE COLLECTIONS	\$341,197
TOTAL 10TH JD CVC FEDERAL GRANT FUNDS RECEIVED	\$0

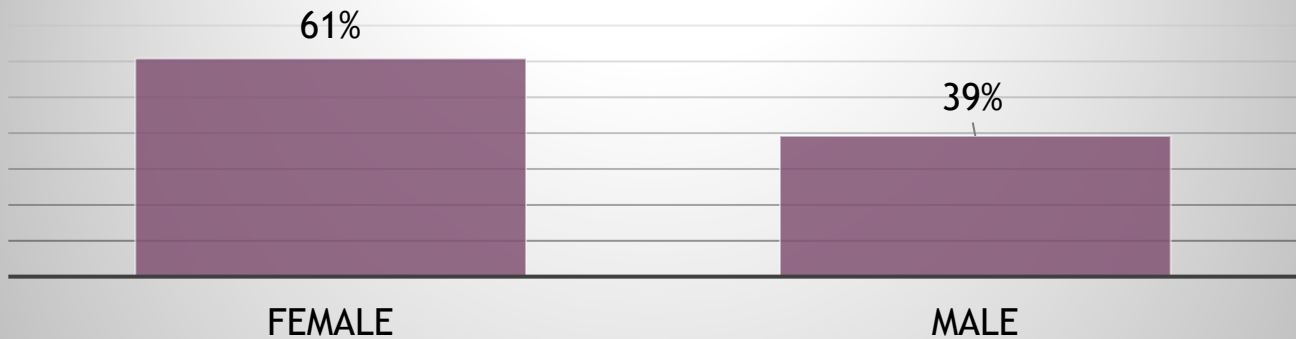
10th Judicial District Pueblo County

Race and Ethnicity Demographics

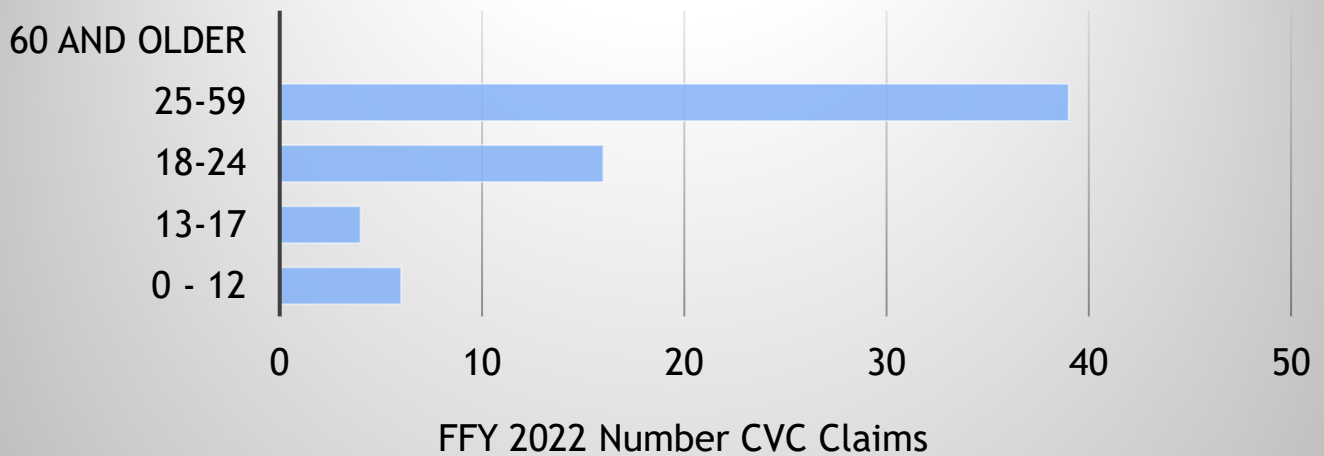


*Includes Native American, Asian, Native Hawaiian / Pacific Islander and Multiple Races

Gender Demographics



Age Demographics



11th Judicial District

Chaffee, Custer, Fremont and Park Counties

Program Administrator: Haley Henrickson
hhenrickson@da11thjd.org 719 269-0170
 Office of the District Attorney
 136 Justice Center Road, Room 203
 Canon City, CO 81212

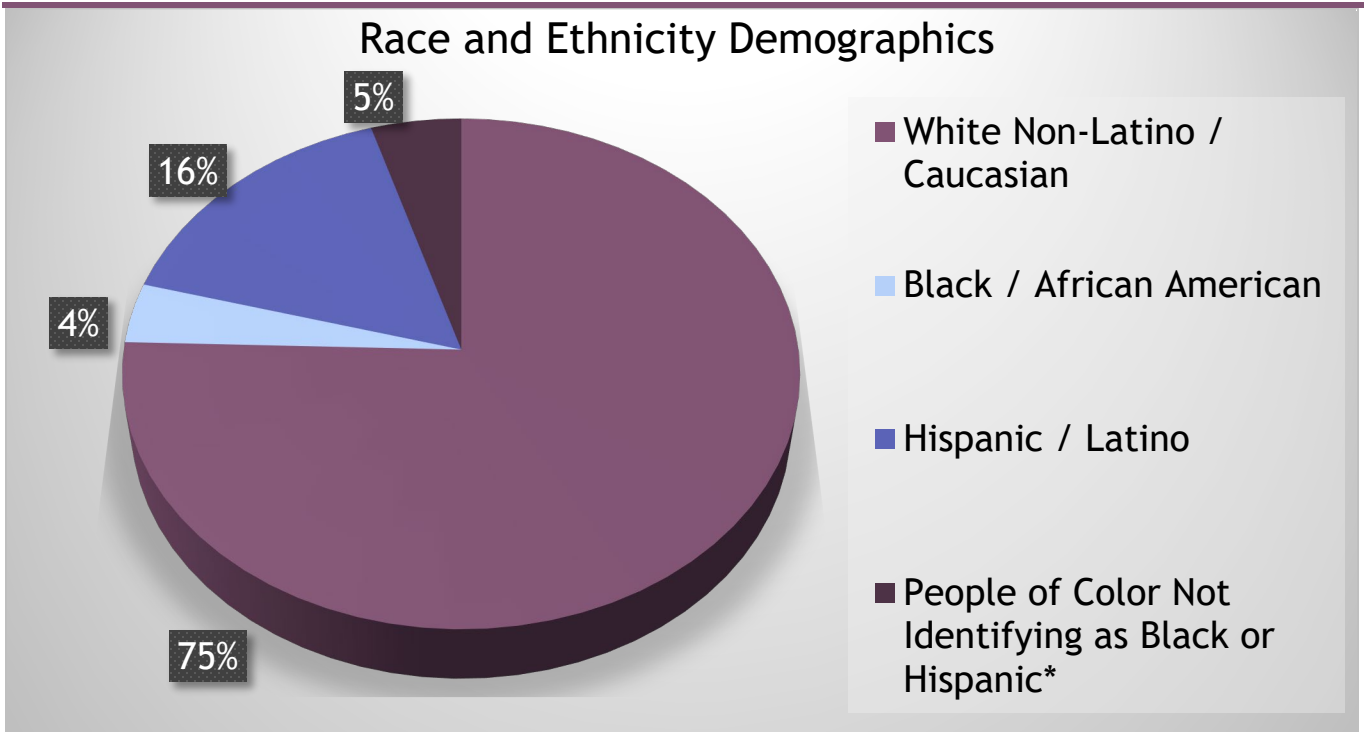
11th Judicial District FFY 2022 CVC Claims Paid & CVC Funds Expended

CVC CLAIMS BY CRIME	TOTAL CVC CLAIMS	DV CVC CLAIMS (OF TOTAL CLAIMS)	TOTAL CVC FUNDS
Arson	0	0	\$0
Assault	31	0	\$59,250
Burglary	2	0	\$854
Child Abuse	10	0	\$9,793
Homicide	26	0	\$103,042
Human Trafficking	0	0	\$0
Kidnapping	3	0	\$5,395
DWI / DUI	0	N / A	\$0
Other Vehicular Crimes	7	N / A	\$24,287
Robbery	0	0	\$0
Sexual Assault	4	0	\$12,584
Stalking	2	0	\$4,269
Other: Protection Order Violations	4	0	\$5,0650
TOTAL 11TH JD CVC CLAIMS PAID	89	0	\$224,539
TOTAL 11TH JD CVC FEDERAL GRANT FUNDS EXPENDED			\$0

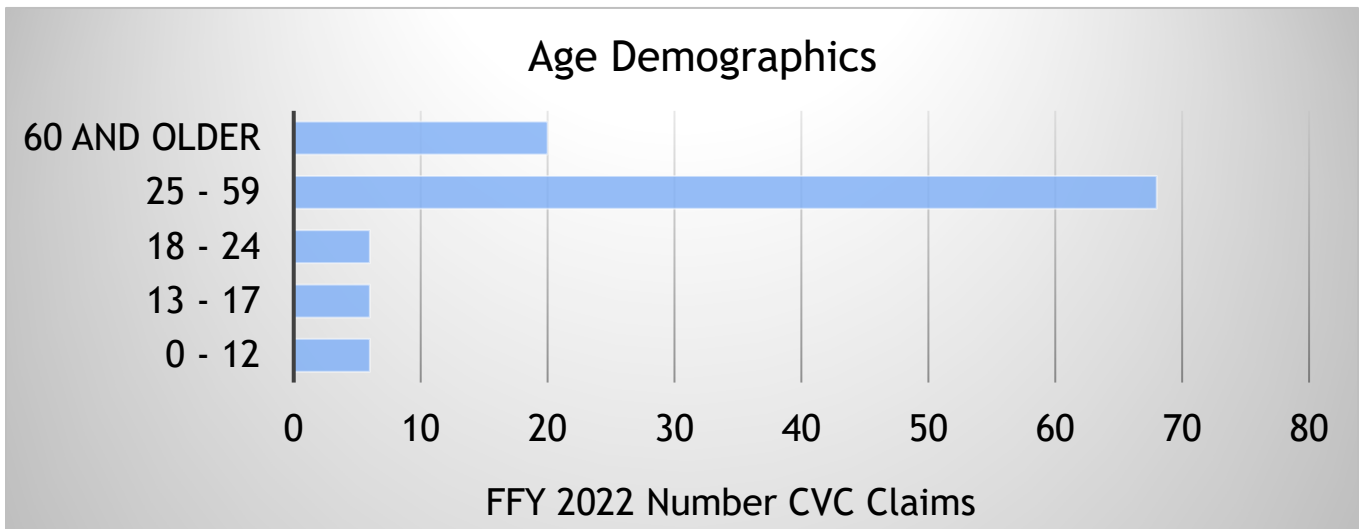
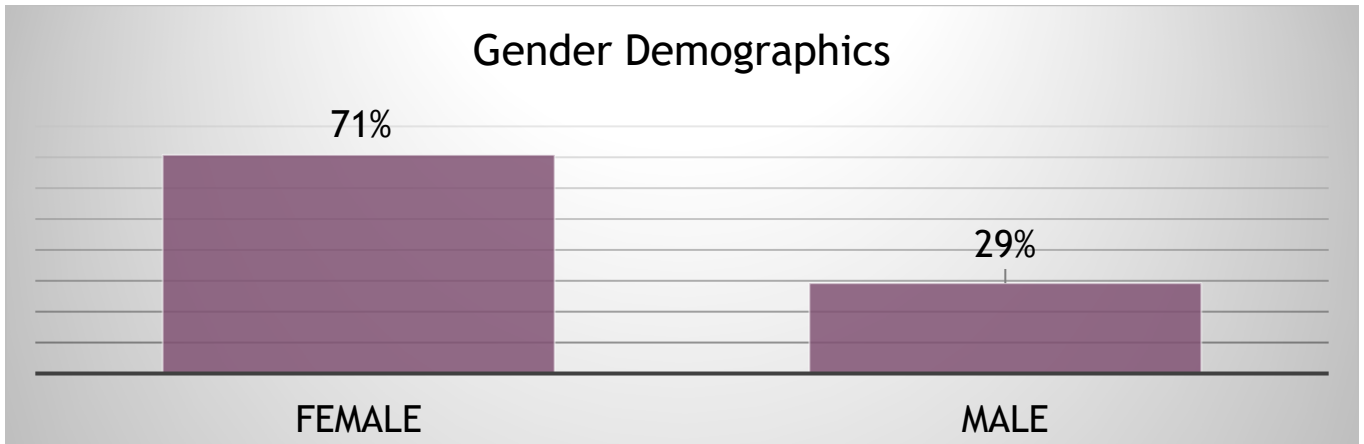
CVC CLAIMS BY SERVICES	TOTAL CVC FUNDS
MEDICAL/DENTAL	\$47,222
MENTAL HEALTH	\$23,745
ECONOMIC SUPPORT	\$56,726
FUNERAL/BURIAL	\$65,581
CRIME SCENE CLEAN-UP	\$4,220
RELOCATION	\$5,206
TRAVEL	\$17,347
SECURITY	\$4,492
DOORS	\$0
TOTAL 11TH JD CVC PROGRAM FUNDS PAID	\$224,539
TOTAL 11TH JD CVC PROGRAM STATE COLLECTIONS 14% LESS THAN PAID	\$193,264
TOTAL 11TH JD CVC FEDERAL GRANT FUNDS RECEIVED	\$0

11th Judicial District

Chaffee, Custer, Fremont and Park Counties



*Includes Native American, Asian, Native Hawaiian / Pacific Islander and Multiple Races



12th Judicial District

Alamosa, Conejos, Costilla, Mineral, Rio Grande and Saguache Counties

<https://12thjudicialdistrictattorney.org/>

Program Administrator: Tammy Rogers
 tmrogers@da12.state.co.us 719 589-3691
 Office of the District Attorney
 426 San Juan Avenue
 Alamosa, CO 81101

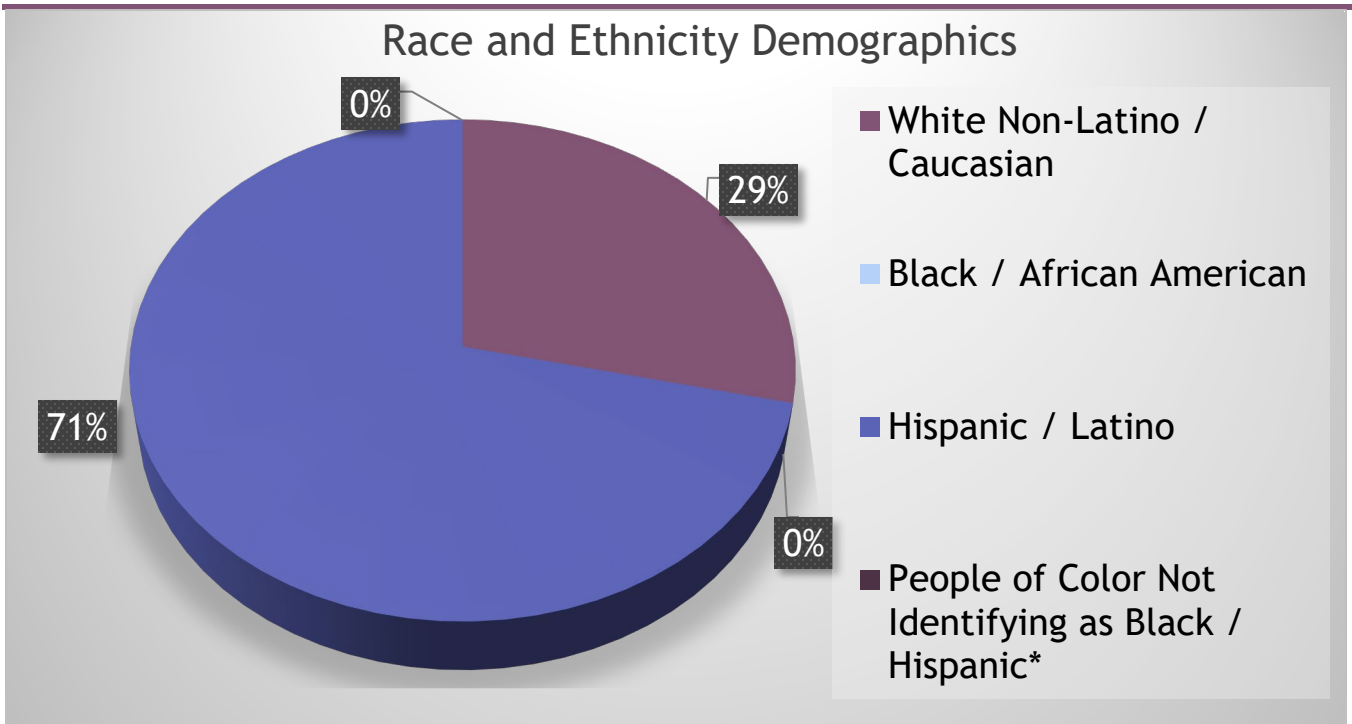
12th Judicial District FFY 2022 CVC Claims Paid & CVC Funds Expended

CVC CLAIMS BY CRIME	TOTAL CVC CLAIMS	DV CVC CLAIMS (OF TOTAL CLAIMS)	TOTAL CVC FUNDS
Arson	0	0	\$0
Assault	31	11	\$40,193
Burglary	6	0	\$2,394
Child Abuse	19	0	\$5,307
Homicide	11	0	\$19,922
Human Trafficking	0	0	\$0
Kidnapping	0	0	\$0
DWI / DUI	0	N / A	\$0
Other Vehicular Crimes	22	N / A	\$48,486
Robbery	0	0	\$0
Sexual Assault	0	0	\$0
Stalking	0	0	\$0
Other: Protection Order Violations	0	0	\$0
TOTAL 12TH JD CVC CLAIMS PAID	89	11	\$116,302
TOTAL 12TH JD CVC FEDERAL GRANT FUNDS EXPENDED			\$0

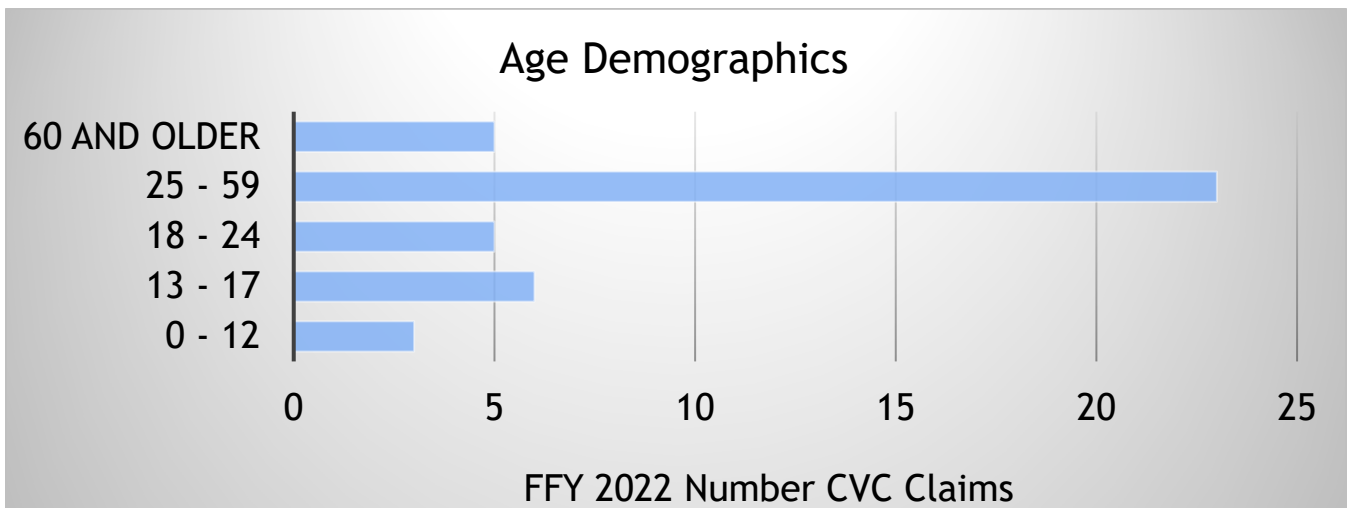
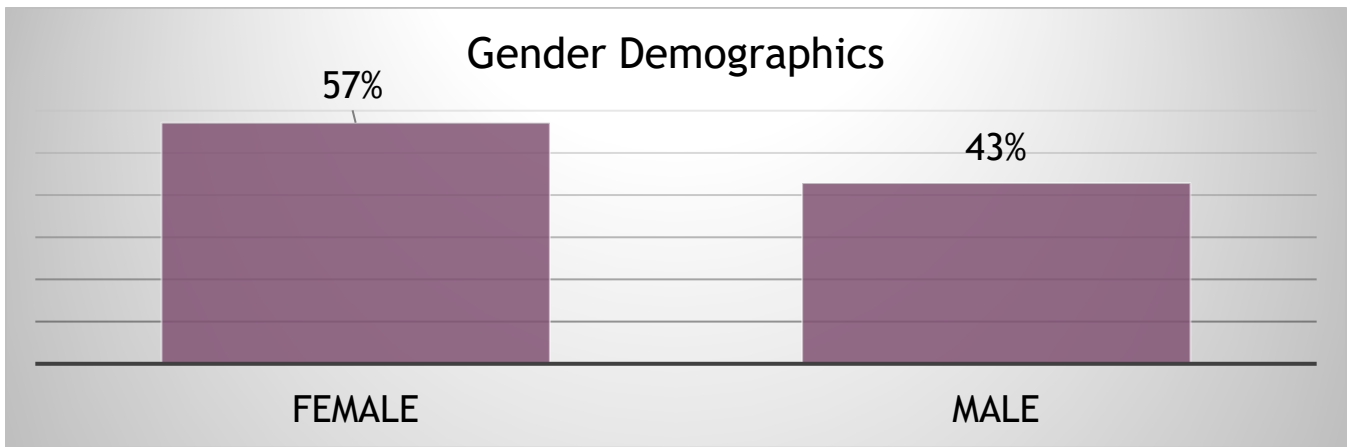
CVC CLAIMS BY SERVICES	TOTAL CVC FUNDS
MEDICAL/DENTAL	\$76,969
MENTAL HEALTH	\$12,577
ECONOMIC SUPPORT	\$2,246
FUNERAL/BURIAL	\$22,162
CRIME SCENE CLEAN-UP	\$0
RELOCATION	\$0
TRAVEL	\$0
SECURITY	\$291
DOORS	\$2,057
TOTAL 12TH JD CVC PROGRAM FUNDS PAID	\$116,302
TOTAL 12TH JD CVC PROGRAM STATE COLLECTIONS	\$123,525
TOTAL 12TH JD CVC FEDERAL GRANT FUNDS RECEIVED	\$0

12th Judicial District

Alamosa, Conejos, Costilla, Mineral, Rio Grande and Saguache Counties



*Includes Native American, Asian, Native Hawaiian / Pacific Islander and Multiple Races



13th Judicial District

Kit Carson, Logan, Morgan, Phillips, Sedgwick, Washington and Yuma Counties

<https://www.13thda.com/victim-information>

Program Administrator: Jill Olsen
jolsen@13thda.com 970 542-3420
 Office of the District Attorney
 400 Warner Street
 Fort Morgan, CO 80701

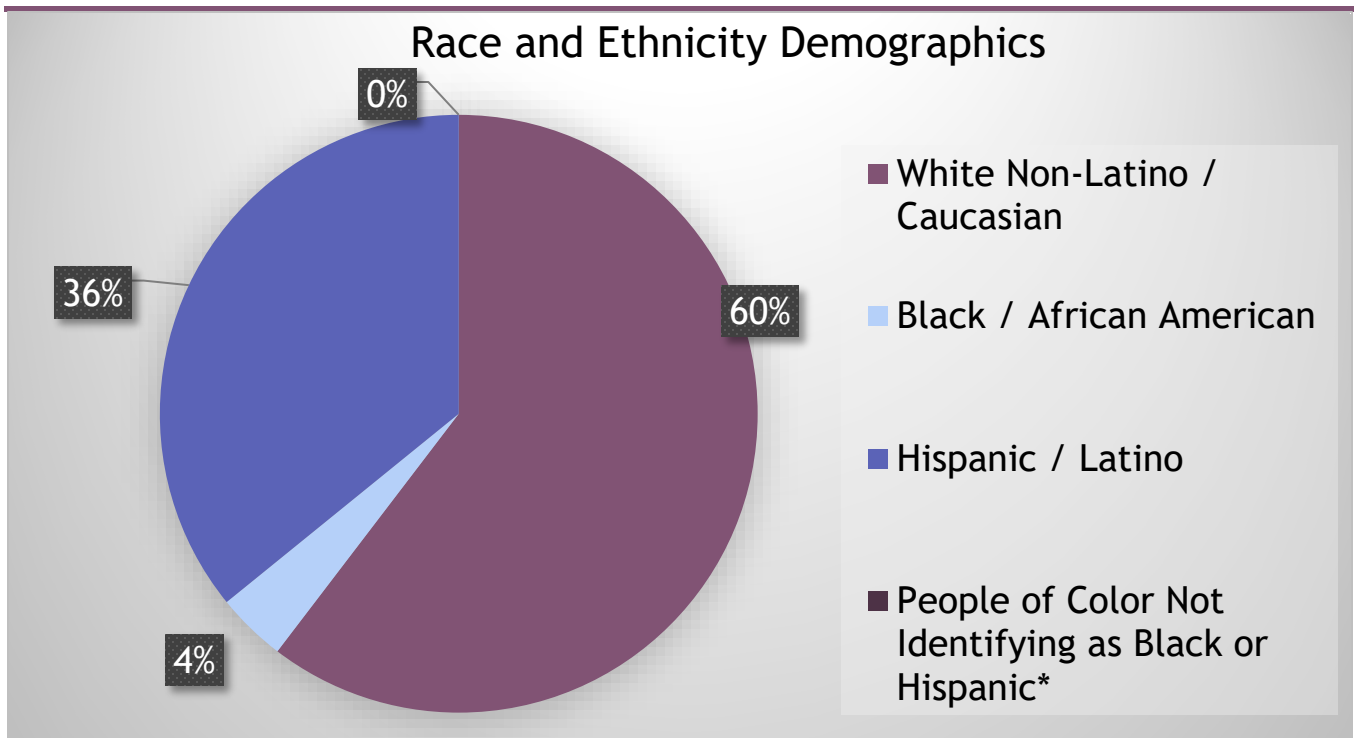
13th Judicial District FFY 2022 CVC Claims Paid & CVC Funds Expended

CVC CLAIMS BY CRIME	TOTAL CVC CLAIMS	DV CVC CLAIMS (OF TOTAL CLAIMS)	TOTAL CVC FUNDS
Arson	0	0	\$0
Assault	51	33	\$109,509
Burglary	1	0	\$206
Child Abuse	29	5	\$12,544
Homicide	21	0	\$19,763
Human Trafficking	0	0	\$0
Kidnapping	1	1	\$123
DWI / DUI	6	N / A	\$26,355
Other Vehicular Crimes	3	N / A	\$9,106
Robbery	1	0	\$1,335
Sexual Assault	8	0	\$3,242
Stalking	0	0	\$0
Other: Protection Order Violations	0	0	\$0
TOTAL 13TH JD CVC CLAIMS PAID	121	39	\$182,183
TOTAL 13TH JD CVC FEDERAL GRANT FUNDS EXPENDED			\$0

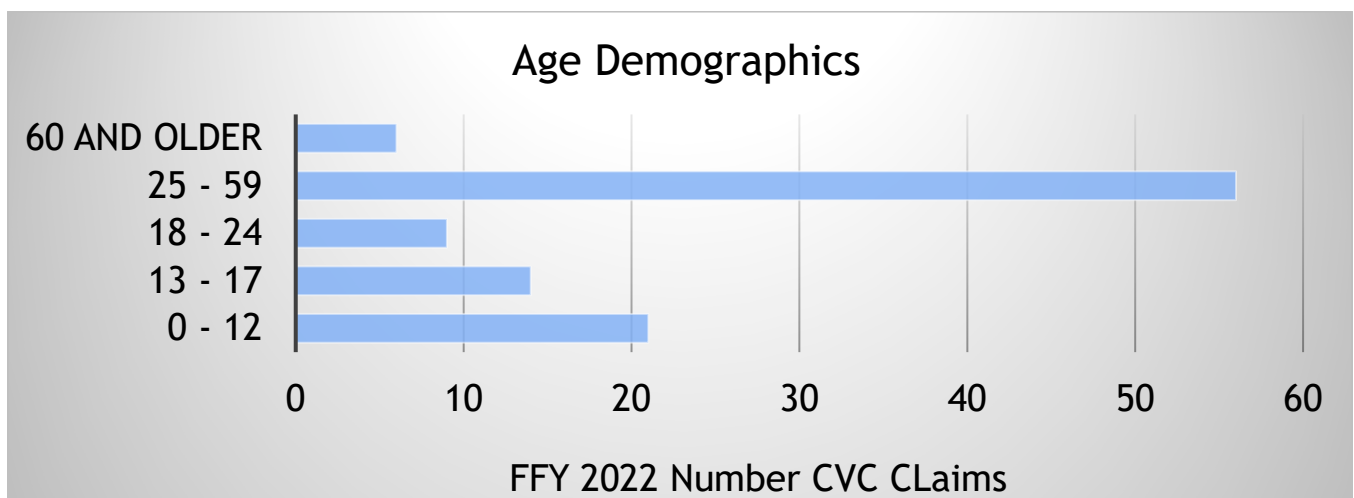
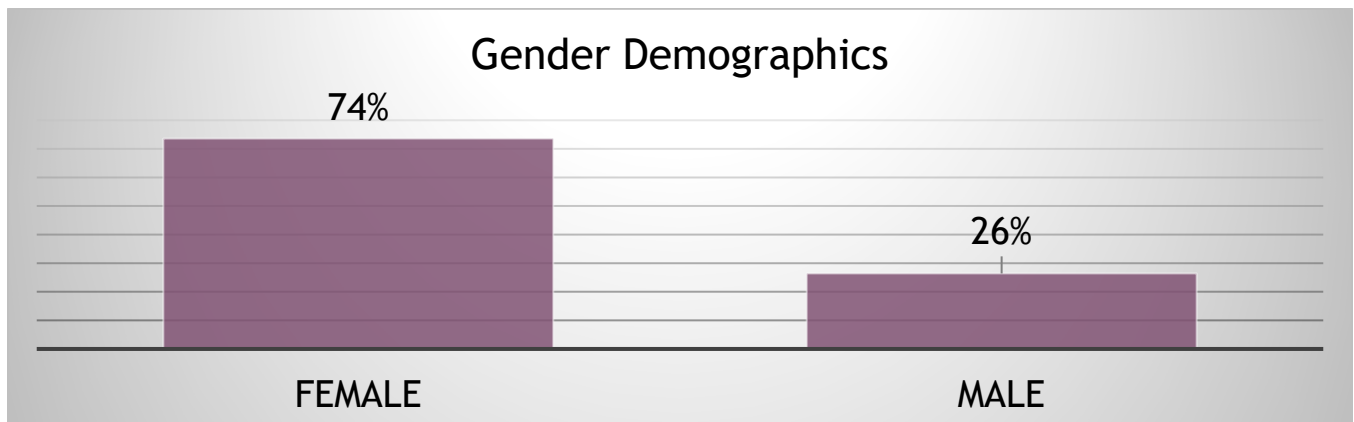
CVC CLAIMS BY SERVICES	TOTAL CVC FUNDS
MEDICAL/DENTAL	\$98,471
MENTAL HEALTH	\$13,228
ECONOMIC SUPPORT	\$25,258
FUNERAL/BURIAL	\$38,725
CRIME SCENE CLEAN-UP	\$0
RELOCATION	\$6,501
TRAVEL	\$0
SECURITY	\$0
DOORS	\$0
TOTAL 13TH JD CVC PROGRAM FUNDS PAID	\$182,183
TOTAL 13TH JD CVC PROGRAM STATE COLLECTIONS	\$220,398
TOTAL 13TH JD CVC FEDERAL GRANT FUNDS RECEIVED	\$0

13th Judicial District

Kit Carson, Logan, Morgan, Phillips, Sedgwick, Washington and Yuma Counties



*Includes Native American, Asian, Native Hawaiian / Pacific Islander and Multiple Races



14th Judicial District

Grand, Moffat and Routt Counties

<https://14da.org/victim-services/>

Program Administrator: Donna Zulian
 dzulian@14da.org 970 824-9143
 Office of the District Attorney
 221 West Victory Way, Suite 302
 Craig, CO 81625

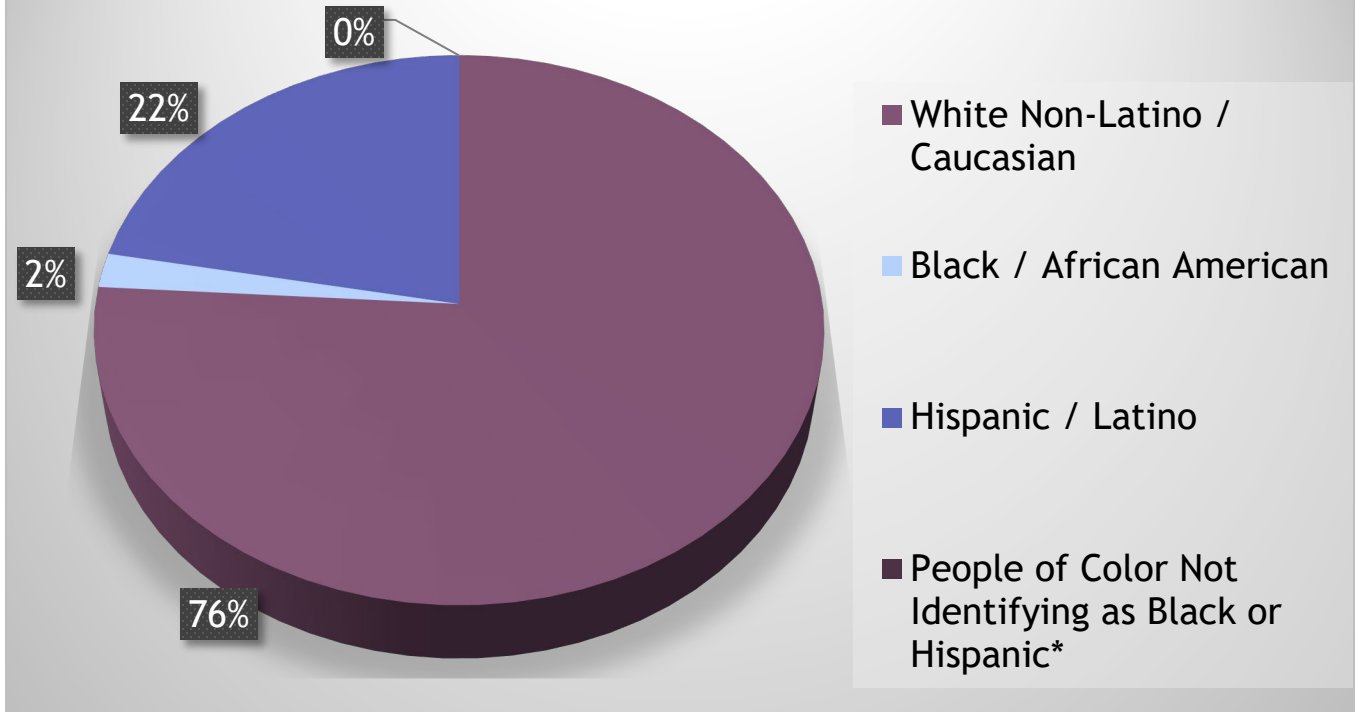
14th Judicial District FFY 2022 CVC Claims Paid & CVC Funds Expended

CVC CLAIMS BY CRIME	TOTAL CVC CLAIMS	DV CVC CLAIMS (OF TOTAL CLAIMS)	TOTAL CVC FUNDS
Arson	0	13	\$0
Assault	22	0	\$64,302
Burglary	0	0	\$0
Child Abuse	14	0	\$29,759
Homicide	0	0	\$0
Human Trafficking	0	0	\$0
Kidnapping	0	0	\$0
DWI / DUI	0	N / A	\$0
Other Vehicular Crimes	10	N / A	\$81,782
Robbery	0	0	\$0
Sexual Assault	6	0	\$5,703
Stalking	0	0	\$0
Other: Protection Order Violations	0	0	\$270
TOTAL 14TH JD CVC CLAIMS PAID	52	13	\$181,546
TOTAL 14TH JD CVC FEDERAL GRANT FUNDS EXPENDED			\$0

CVC CLAIMS BY SERVICES	TOTAL CVC FUNDS
MEDICAL/DENTAL	\$34,403
MENTAL HEALTH	\$24,847
ECONOMIC SUPPORT	\$93,404
FUNERAL/BURIAL	\$27,167
CRIME SCENE CLEAN-UP	\$0
RELOCATION	\$0
TRAVEL	\$0
SECURITY	\$1,725
DOORS	\$
TOTAL 14TH JD CVC PROGRAM FUNDS PAID	\$181,546
TOTAL 14TH JD CVC PROGRAM STATE COLLECTIONS	\$138,980
TOTAL 14TH JD CVC FEDERAL GRANT FUNDS RECEIVED	\$0

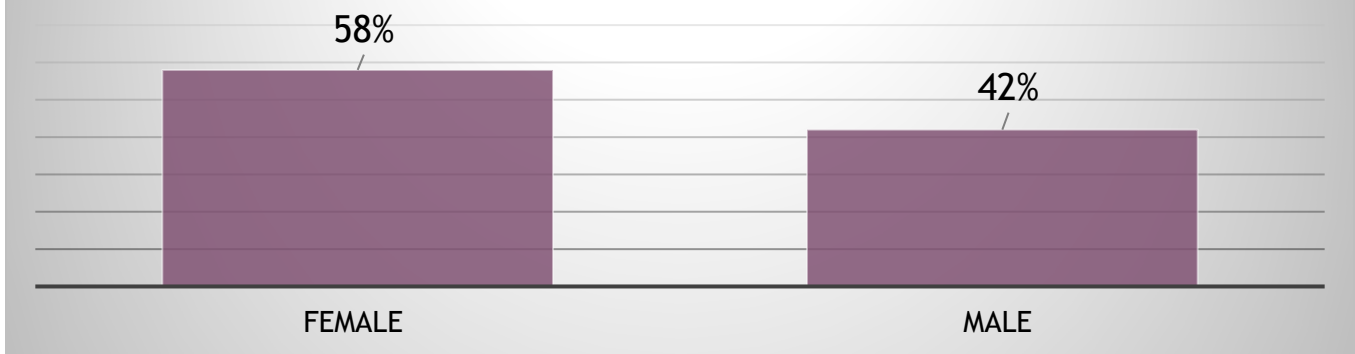
14th Judicial District Grand, Moffat and Routt Counties

Race and Ethnicity Demographics

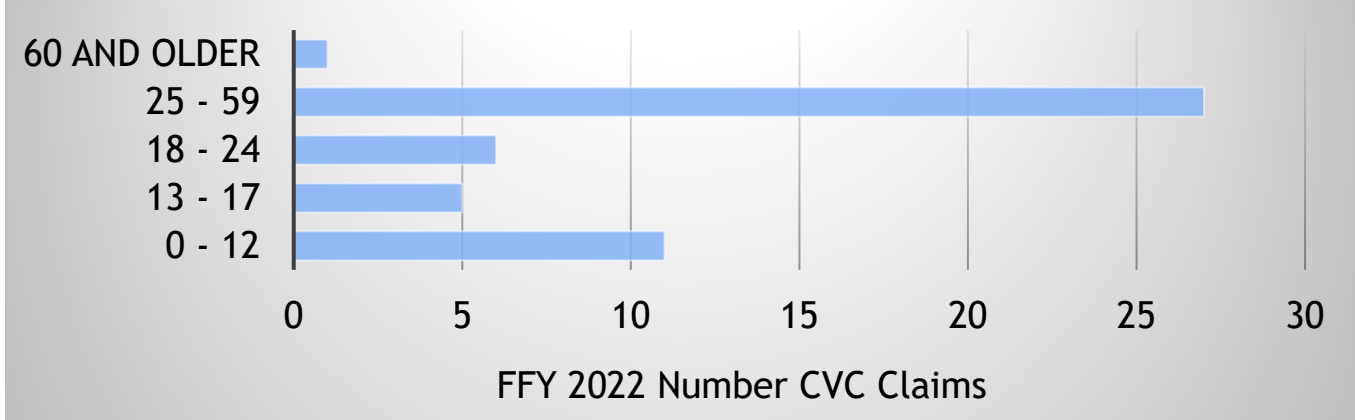


*Includes Native American, Asian, Native Hawaiian / Pacific Islander and Multiple Races

Gender Demographics



Age Demographics



15th Judicial District

Baca, Cheyenne, Kiowa and Prowers Counties

Program Administrator: Tammy Williams
tammy.williams@southeastclorado.net 719 336-7446
 Office of the District Attorney
 110 East Oak Street
 Lamar, CO 81052

15th Judicial District FFY 2022 CVC Claims Paid & CVC Funds Expended

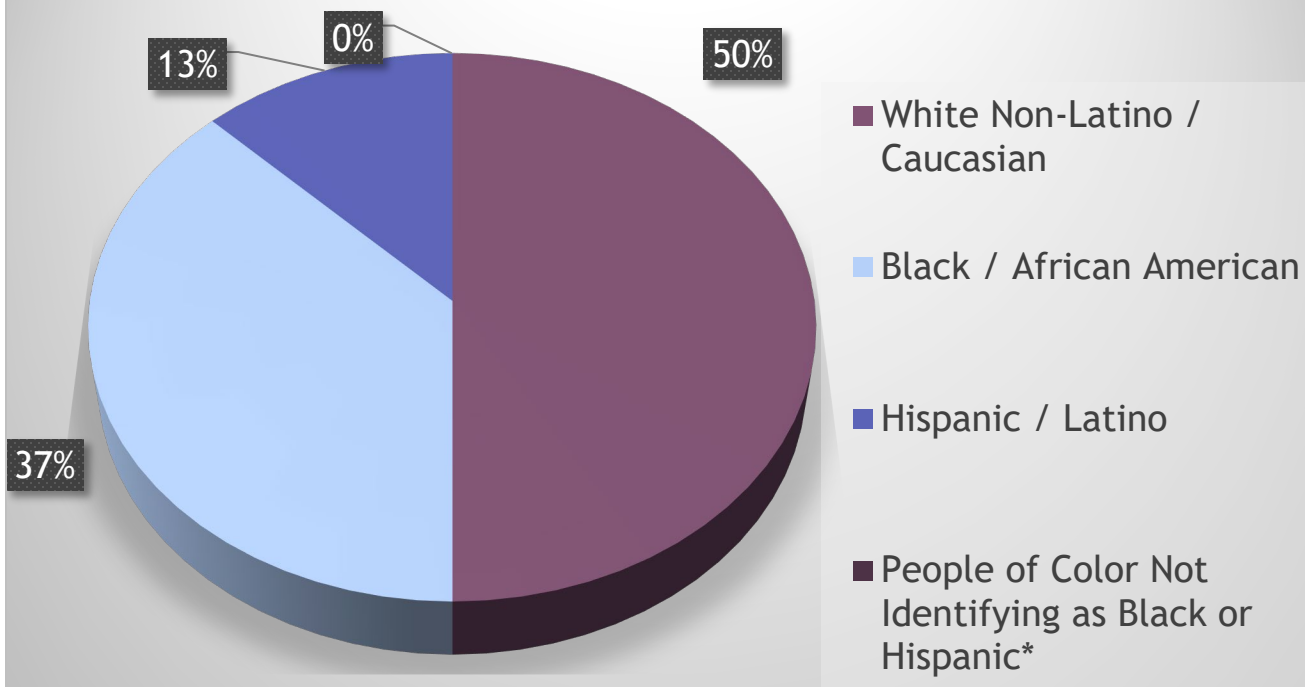
CVC CLAIMS BY CRIME	TOTAL CVC CLAIMS	DV CVC CLAIMS (OF TOTAL CLAIMS)	TOTAL CVC FUNDS
Arson	0	0	\$0
Assault	4	0	\$6,604
Burglary	2	0	\$599
Child Abuse	0	0	\$0
Homicide	5	0	\$11,875
Human Trafficking	0	0	\$0
Kidnapping	0	0	\$0
DWI / DUI	0	N / A	\$0
Other Vehicular Crimes	4	N / A	\$9,415
Robbery	0	0	\$0
Sexual Assault	1	0	\$340
Stalking	0	0	\$0
Other: Protection Order Violations	1	0	\$761
TOTAL 15TH JD CVC CLAIMS PAID	17	0	\$29,594
TOTAL 15TH JD CVC FEDERAL GRANT FUNDS EXPENDED			\$0

CVC CLAIMS BY SERVICES	TOTAL CVC FUNDS
MEDICAL/DENTAL	\$9,395
MENTAL HEALTH	\$1,141
ECONOMIC SUPPORT	\$2,496
FUNERAL/BURIAL	\$15,884
CRIME SCENE CLEAN-UP	\$0
RELOCATION	\$0
TRAVEL	\$459
SECURITY	\$0
DOORS	\$219
TOTAL 15TH JD CVC PROGRAM FUNDS PAID	\$29,594
TOTAL 15TH JD CVC PROGRAM STATE COLLECTIONS	\$69,131
TOTAL 15TH JD CVC FEDERAL GRANT FUNDS RECEIVED	\$0

15th Judicial District

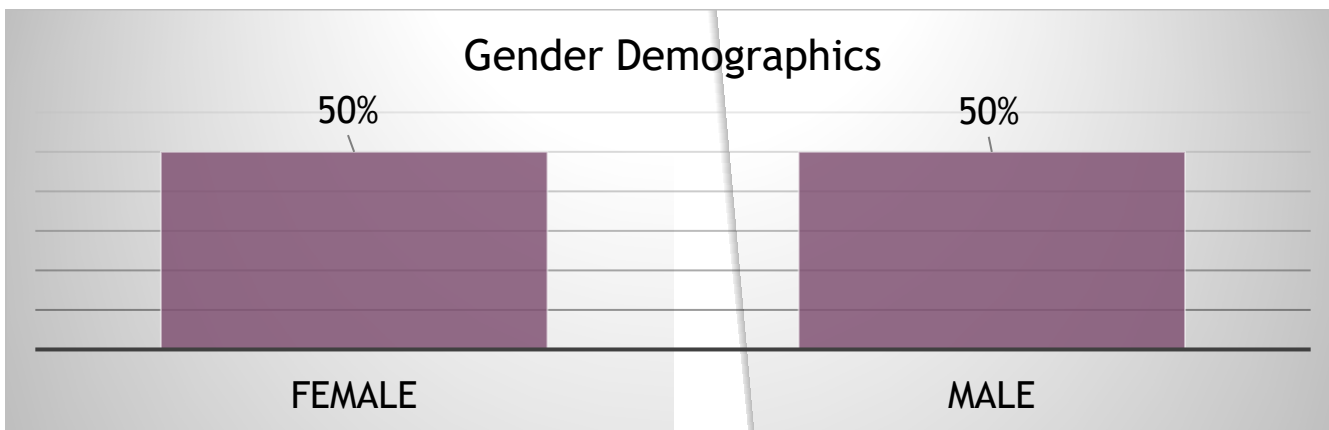
Baca, Cheyenne, Kiowa and Prowers Counties

Race and Ethnicity Demographics

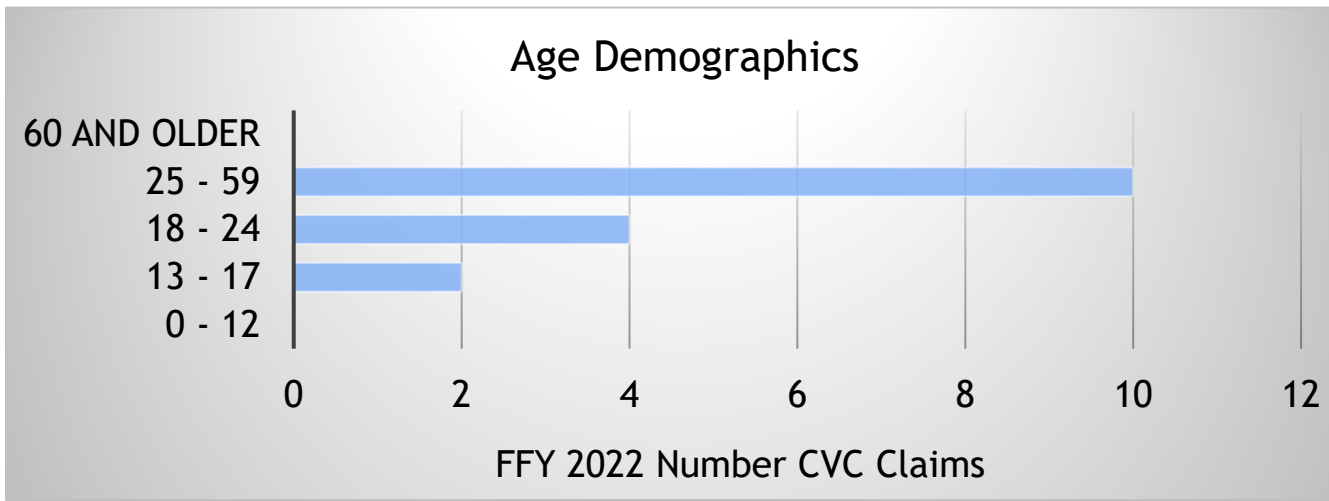


*Includes Native American, Asian, Native Hawaiian / Pacific Islander and Multiple Races

Gender Demographics



Age Demographics



16th Judicial District

Bent, Crowley and Otero Counties

Program Administrator: Crystal Barnhart
cbarnhart@da16co.gov 719 384-8786
 Office of the District Attorney
 P.O. Box 928
 La Junta, CO 81050

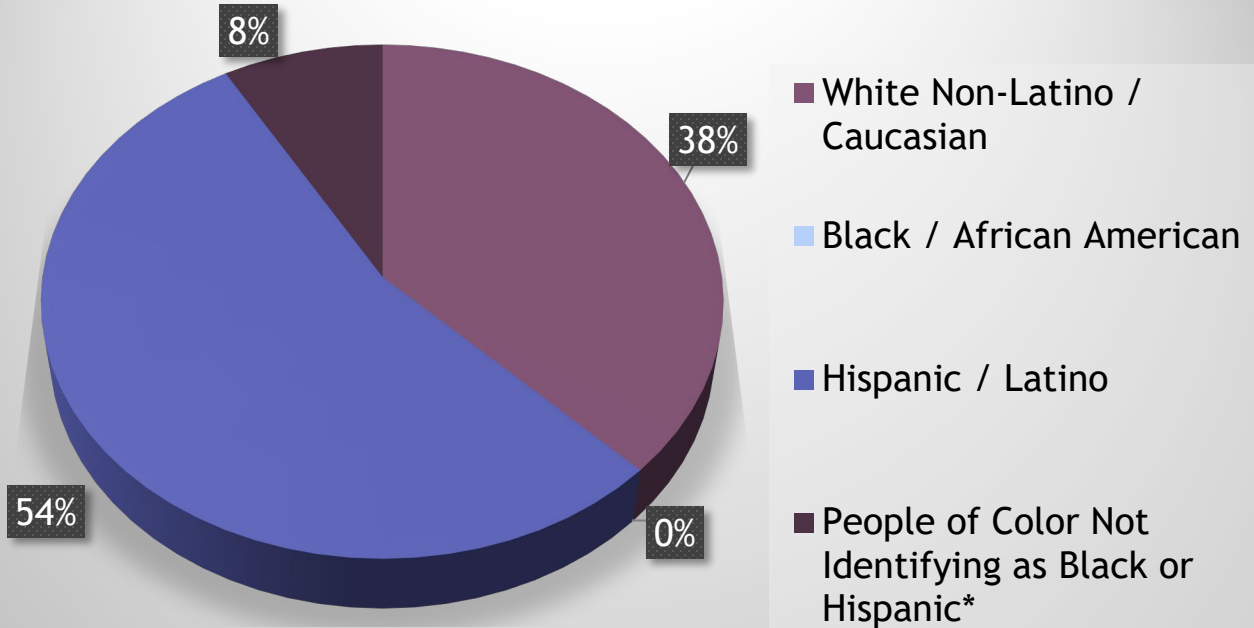
16th Judicial District FFY 2022 CVC Claims Paid & CVC Funds Expended

CVC CLAIMS BY CRIME	TOTAL CVC CLAIMS	DV CVC CLAIMS (OF TOTAL CLAIMS)	TOTAL CVC FUNDS
Arson	1	0	\$3,171
Assault	17	11	\$33,397
Burglary	1	0	\$850
Child Abuse	3	0	\$2,035
Homicide	2	1	\$5,300
Human Trafficking	0	0	\$0
Kidnapping	0	0	\$0
DWI / DUI	0	N / A	\$0
Other Vehicular Crimes	4	N / A	\$11,982
Robbery	0	0	\$0
Sexual Assault	0	0	\$0
Stalking	0	0	\$0
Other: Protection Order Violations	0	0	\$0
TOTAL 16TH JD CVC CLAIMS PAID	28	12	\$56,735
TOTAL 16TH JD CVC FEDERAL GRANT FUNDS EXPENDED			\$0

CVC CLAIMS BY SERVICES	TOTAL CVC FUNDS
MEDICAL/DENTAL	\$25,868
MENTAL HEALTH	\$3,155
ECONOMIC SUPPORT	\$11,797
FUNERAL/BURIAL	\$9,500
CRIME SCENE CLEAN-UP	\$0
RELOCATION	\$2,216
TRAVEL	\$1,058
SECURITY	\$2,224
DOORS	\$917
TOTAL 16TH JD CVC PROGRAM FUNDS PAID	\$56,735
TOTAL 16TH JD CVC PROGRAM STATE COLLECTIONS	\$64,910
TOTAL 16TH JD CVC FEDERAL GRANT FUNDS RECEIVED	\$0

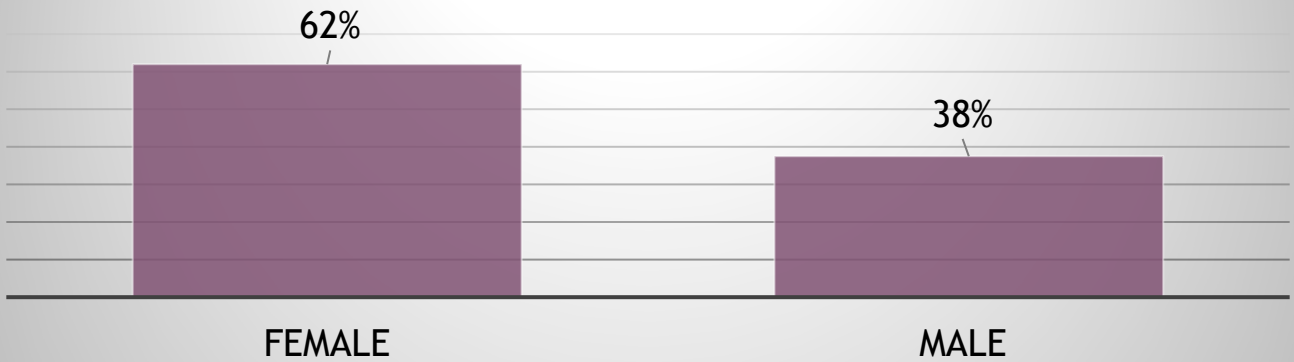
16th Judicial District Bent, Crowley and Otero Counties

Race and Ethnicity Demographics

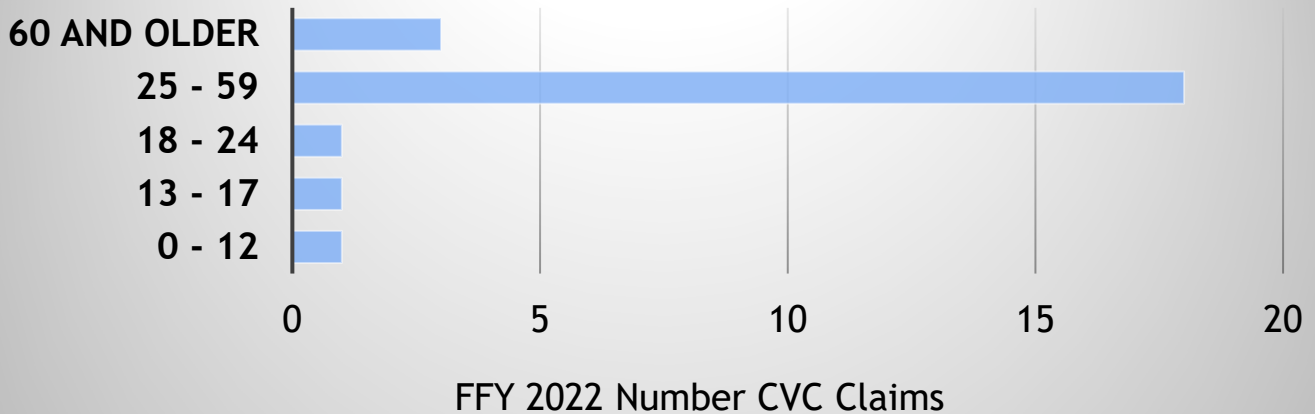


*Includes Native American, Asian, Native Hawaiian / Pacific Islander and Multiple Races

Gender Demographics



Age Demographics



17th Judicial District

Adams and Broomfield Counties

www.crimevictimcompensation.org

Program Administrator: **Tonya Isenbart**
tisenbart@da17.state.co.us 303 835-5791
 Office of the District Attorney
 1000 Judicial Center Drive, Suite 100
 Brighton, CO 80601

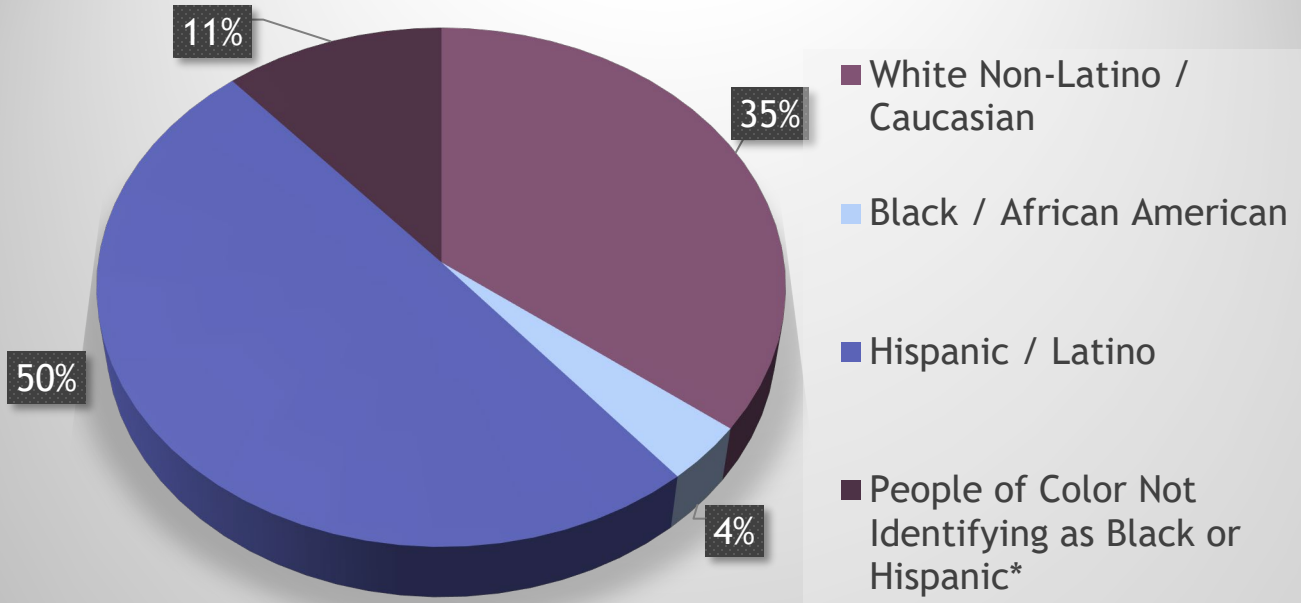
17th Judicial District FFY 2022 CVC Claims Paid & CVC Funds Expended

CVC CLAIMS BY CRIME	TOTAL CVC CLAIMS	DV CVC CLAIMS (OF TOTAL CLAIMS)	TOTAL CVC FUNDS
Arson	0	0	\$0
Assault	443	266	\$443,120
Burglary	35	11	\$19,245
Child Abuse	402	0	\$229,903
Homicide	65	6	\$205,143
Human Trafficking	0	0	\$0
Kidnapping	5	3	\$2,763
DWI / DUI	8	N / A	\$8,393
Other Vehicular Crimes	64	N / A	\$294,735
Robbery	50	0	\$33,502
Sexual Assault	46	7	\$37,806
Stalking	6	4	\$2,044
Other: Protection Order Violations	56	55	\$33,499
TOTAL 17TH JD CVC CLAIMS PAID	1,180	352	\$1,310,153
TOTAL 17TH JD CVC FEDERAL GRANT FUNDS EXPENDED			\$927,761

CVC CLAIMS BY SERVICES	TOTAL CVC FUNDS
MEDICAL/DENTAL	\$392,029
MENTAL HEALTH	\$483,004
ECONOMIC SUPPORT	\$52,403
FUNERAL/BURIAL	\$335,849
CRIME SCENE CLEAN-UP	\$3,000
RELOCATION	\$0
TRAVEL	\$0
SECURITY	\$30,709
DOORS	\$13,159
TOTAL 17TH JD CVC PROGRAM FUNDS PAID	\$1,310,153
TOTAL 17TH JD CVC PROGRAM STATE COLLECTIONS 38% LESS THAN PAID	\$818,872
TOTAL 17TH JD CVC FEDERAL GRANT FUNDS RECEIVED	\$925,000

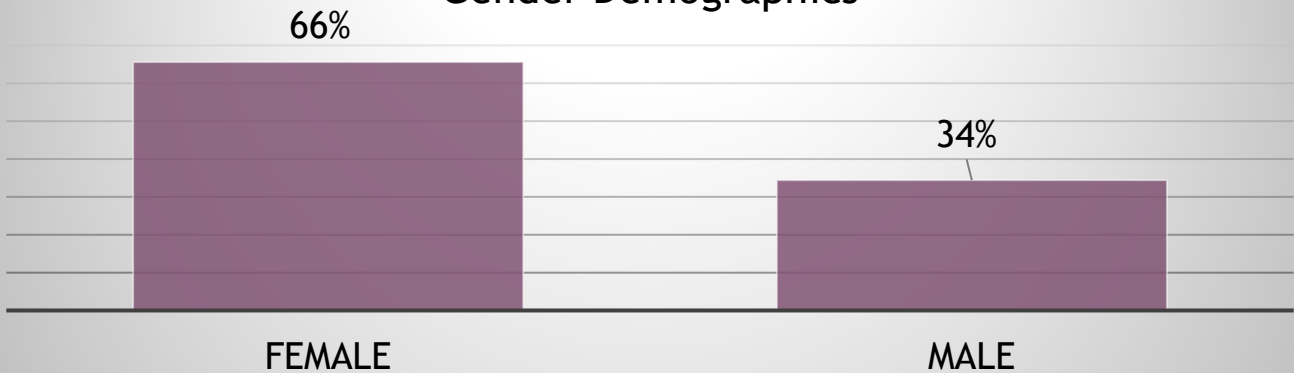
17th Judicial District Adams and Broomfield Counties

Race and Ethnicity Demographics

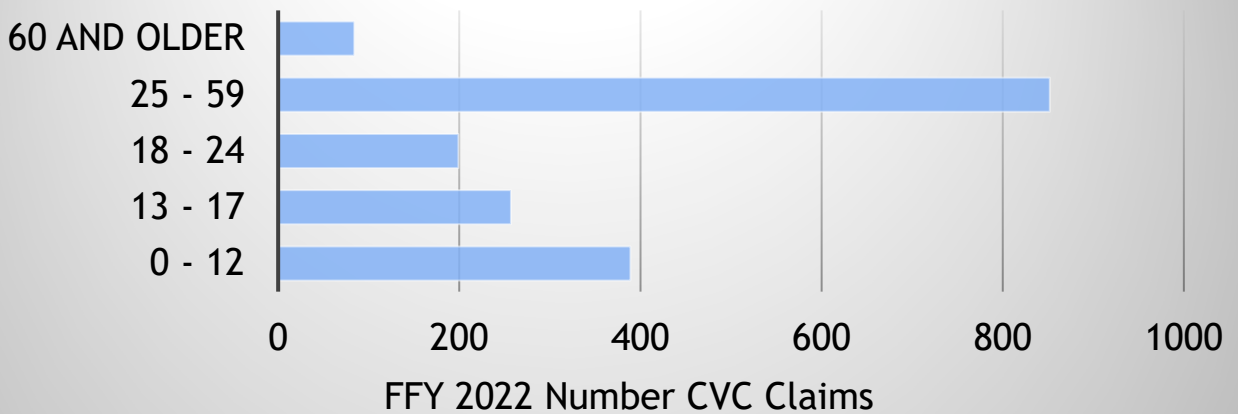


*Includes Native American, Asian, Native Hawaiian / Pacific Islander and Multiple Races

Gender Demographics



Age Demographics



18th Judicial District

Arapahoe, Douglas, Elbert and Lincoln Counties

<https://www.da18.org/victims-services/victim-compensation/>

Program Administrator: Wendy Buter
wbuter@da18.state.co.us 720 874-8607
 Office of the District Attorney
 6450 South. Revere Parkway
 Centennial, CO 80111

18th Judicial District FFY 2022 CVC Claims Paid & CVC Funds Expended

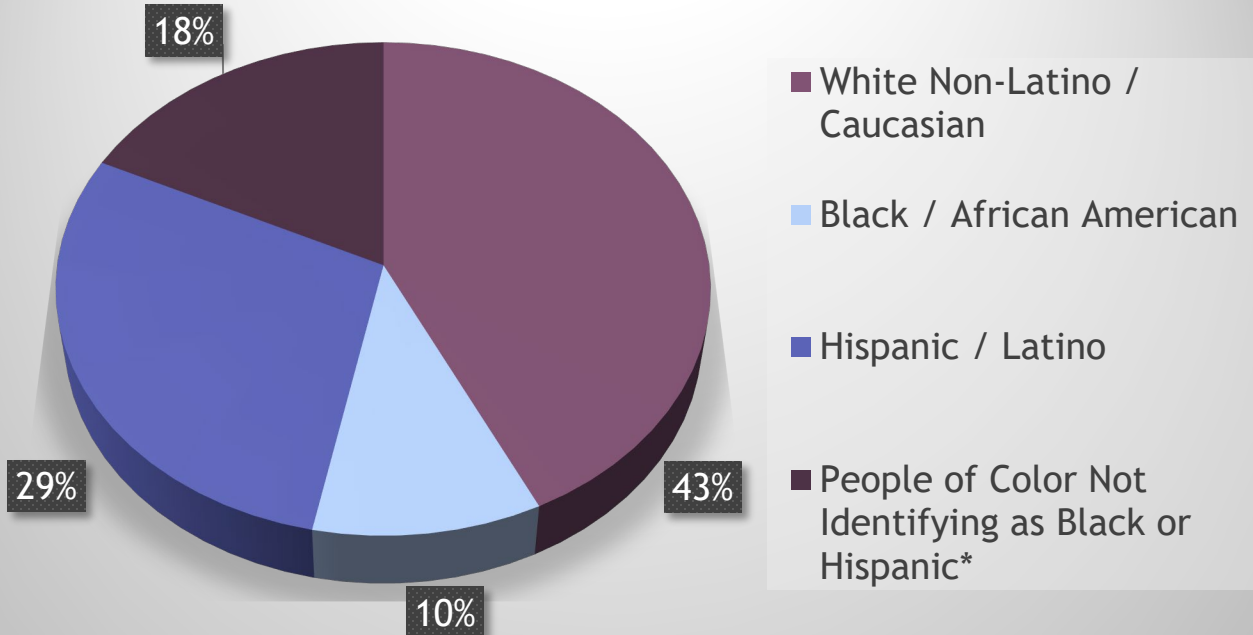
CVC CLAIMS BY CRIME	TOTAL CVC CLAIMS	DV CVC CLAIMS (OF TOTAL CLAIMS)	TOTAL CVC FUNDS
Arson	0	0	\$0
Assault	373	166	\$613,457
Burglary	23	4	\$22,345
Child Abuse	223	1	\$252,259
Homicide	108	17	\$444,860
Human Trafficking	1	0	\$450
Kidnapping	1	0	\$193
DWI / DUI	5	N / A	\$22,951
Other Vehicular Crimes	53	N / A	\$203,711
Robbery	13	0	\$19,489
Sexual Assault	33	6	\$37,795
Stalking	3	3	\$5,850
Other: Protection Order Violations	9	8	\$6,121
TOTAL 18TH JD CVC CLAIMS PAID	845	205	\$1,629,481
TOTAL 18TH JD CVC FEDERAL GRANT FUNDS EXPENDED			\$225,000

CVC CLAIMS BY SERVICES	TOTAL CVC FUNDS
MEDICAL/DENTAL	\$441,129
MENTAL HEALTH	\$587,706
ECONOMIC SUPPORT	\$87,899
FUNERAL/BURIAL	\$489,662
CRIME SCENE CLEAN-UP	\$4,674
RELOCATION	\$0
TRAVEL	\$0
SECURITY	\$7,850
DOORS	\$10,561
TOTAL 18TH JD CVC PROGRAM FUNDS PAID	\$1,629,481
TOTAL 18TH JD CVC PROGRAM STATE COLLECTIONS	\$2,171,275
TOTAL 18TH JD CVC FEDERAL GRANT FUNDS RECEIVED	\$142,307

18th Judicial District

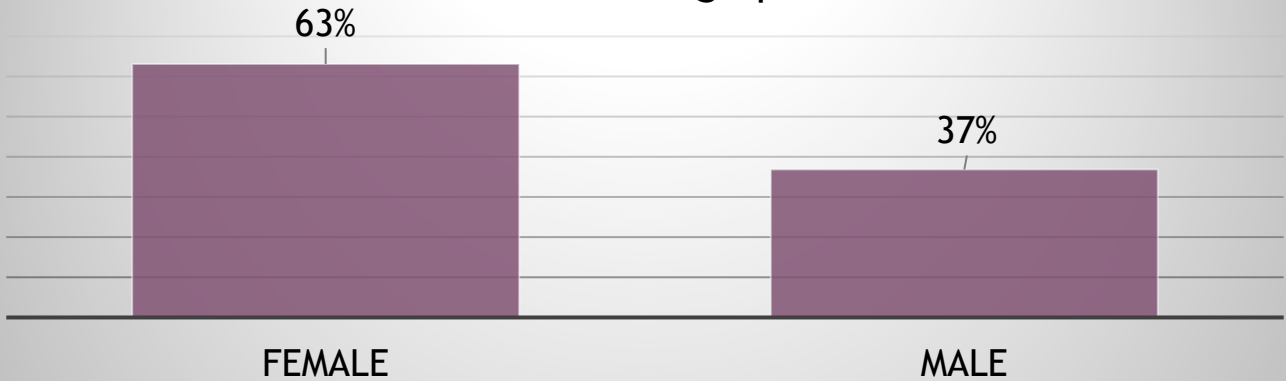
Arapahoe, Douglas, Elbert and Lincoln Counties

Race and Ethnicity Demographics

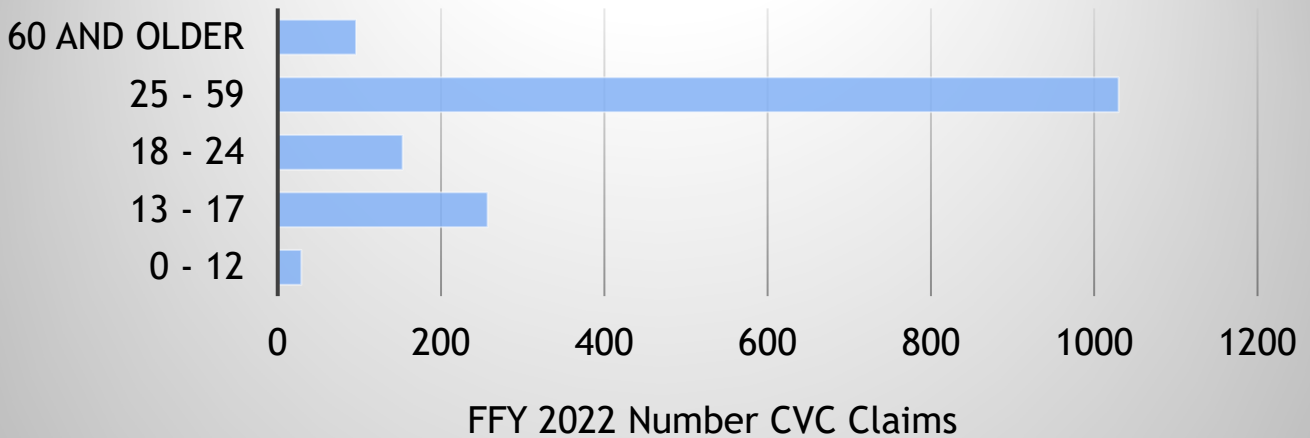


*Includes Native American, Asian, Native Hawaiian / Pacific Islander and Multiple Races

Gender Demographics



Age Demographics



19th Judicial District Weld County

<https://www.weldda.com/Resources/Victim-Services/Crime-Victim-Compensation>

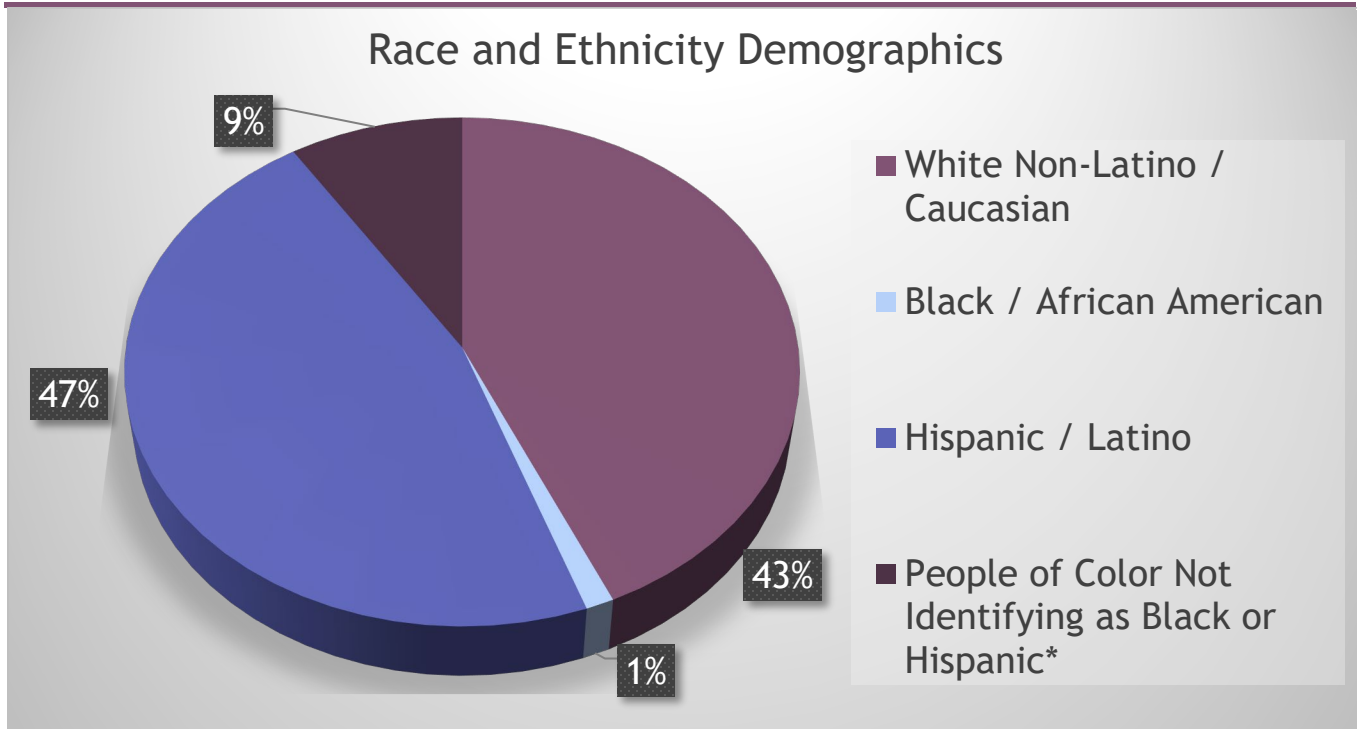
Program Administrator: Karol Patch
 kpatch@co.weld.co.us 970 400-4748
 Office of the District Attorney
 P.O. Box 1167
 Greeley, CO 80632

19th Judicial District FFY 2022 CVC Claims Paid & CVC Funds Expended

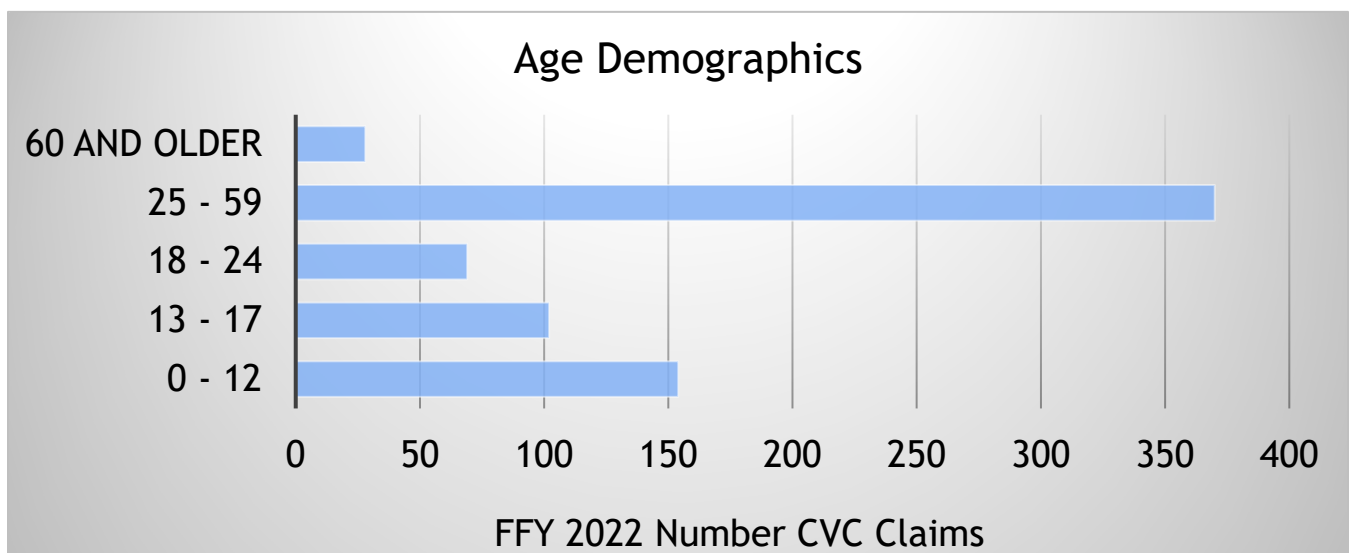
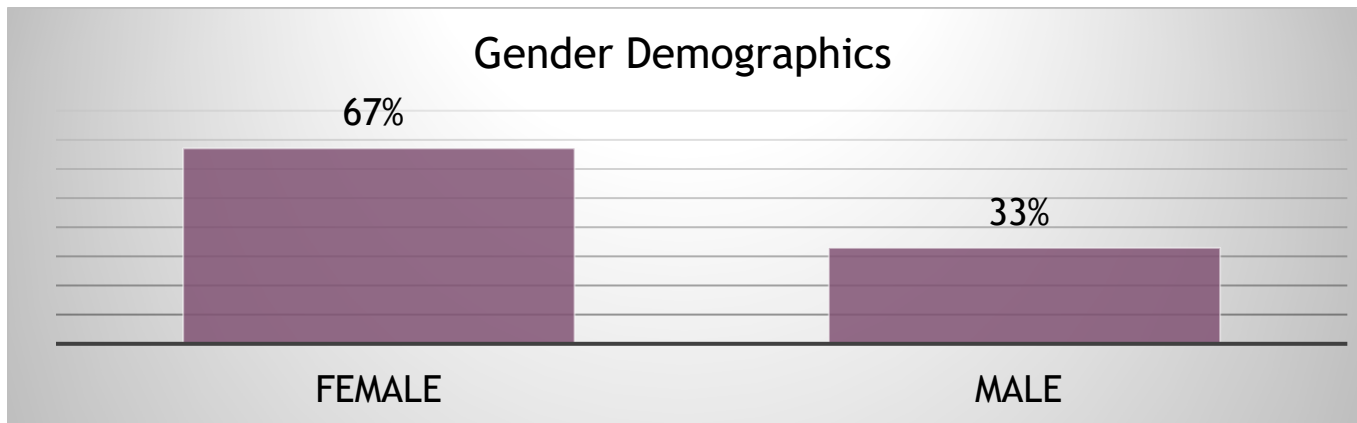
CVC CLAIMS BY CRIME	TOTAL CVC CLAIMS	DV CVC CLAIMS (OF TOTAL CLAIMS)	TOTAL CVC FUNDS
Arson	1	1	\$2,584
Assault	117	71	\$326,466
Burglary	7	4	\$8,886
Child Abuse	63	0	\$90,033
Homicide	22	1	\$106,518
Human Trafficking	0	0	\$0
Kidnapping	5	4	\$12,968
DWI / DUI	2	N / A	\$37,706
Other Vehicular Crimes	28	N / A	\$188,492
Robbery	5	0	\$3,275
Sexual Assault	19	0	\$32,075
Stalking	4	3	\$8,325
Other: Protection Order Violations	3	0	\$6,920
TOTAL 19TH JD CVC CLAIMS PAID	276	74	\$824,248
TOTAL 19TH JD CVC FEDERAL GRANT FUNDS EXPENDED			\$0

CVC CLAIMS BY SERVICES	TOTAL CVC FUNDS
MEDICAL/DENTAL	\$248,403
MENTAL HEALTH	\$99,907
ECONOMIC SUPPORT	\$216,539
FUNERAL/BURIAL	\$184,443
CRIME SCENE CLEAN-UP	\$921
RELOCATION	\$54,557
TRAVEL	\$0
SECURITY	\$18,378
DOORS	\$1,100
TOTAL 19TH JD CVC PROGRAM FUNDS PAID	\$824,248
TOTAL 19TH JD CVC PROGRAM STATE COLLECTIONS 35% LESS THAN PAID	\$538,598
TOTAL 19TH JD CVC FEDERAL GRANT FUNDS RECEIVED	\$0

19th Judicial District Weld County



*Includes Native American, Asian, Native Hawaiian / Pacific Islander and Multiple Races



20th Judicial District Boulder County

<https://bouldercounty.gov/district-attorney/cvc>

Program Administrator: **Kim Stalnacker**
kstalnacker@bouldercounty.org 303 682-6801
 Boulder County Courts Building
 1035 Kimbark Street
 Longmont, CO 80501

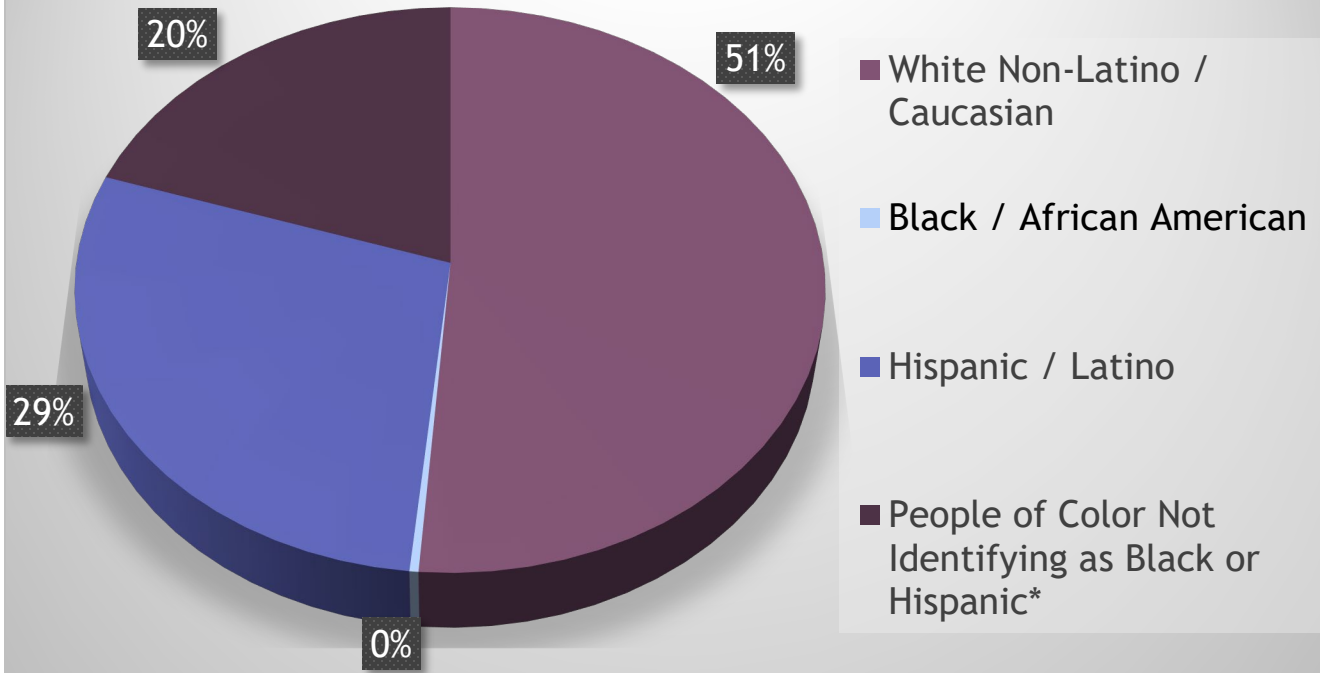
20th Judicial District FFY 2022 CVC Claims Paid & CVC Funds Expended

CVC CLAIMS BY CRIME	TOTAL CVC CLAIMS	DV CVC CLAIMS (OF TOTAL CLAIMS)	TOTAL CVC FUNDS
Arson	0	0	\$0
Assault	83	37	\$144,925
Burglary	9	3	\$7,223
Child Abuse	24	0	\$26,684
Homicide	32	0	\$64,155
Human Trafficking	0	0	\$0
Kidnapping	1	1	\$180
DWI / DUI	2	N / A	\$29,2940
Other Vehicular Crimes	9	N / A	\$39,486
Robbery	4	1	\$2,295
Sexual Assault	30	6	\$33,163
Stalking	8	7	\$8,773
Other: Protection Order Violations	7	6	\$5,564
TOTAL 20TH JD CVC CLAIMS PAID	209	63	\$361,739
TOTAL 20TH JD CVC FEDERAL GRANT FUNDS EXPENDED			\$264,371

CVC CLAIMS BY SERVICES	TOTAL CVC FUNDS
MEDICAL/DENTAL	\$135,908
MENTAL HEALTH	\$110,671
ECONOMIC SUPPORT	\$48,916
FUNERAL/BURIAL	\$44,047
CRIME SCENE CLEAN-UP	\$0
RELOCATION	\$8,062
TRAVEL	\$0
SECURITY	\$7,992
DOORS	\$6,143
TOTAL 20TH JD CVC PROGRAM FUNDS PAID	\$361,739
TOTAL 20TH JD CVC PROGRAM STATE COLLECTIONS	\$337,881
TOTAL 20TH JD CVC FEDERAL GRANT FUNDS RECEIVED	\$249,117

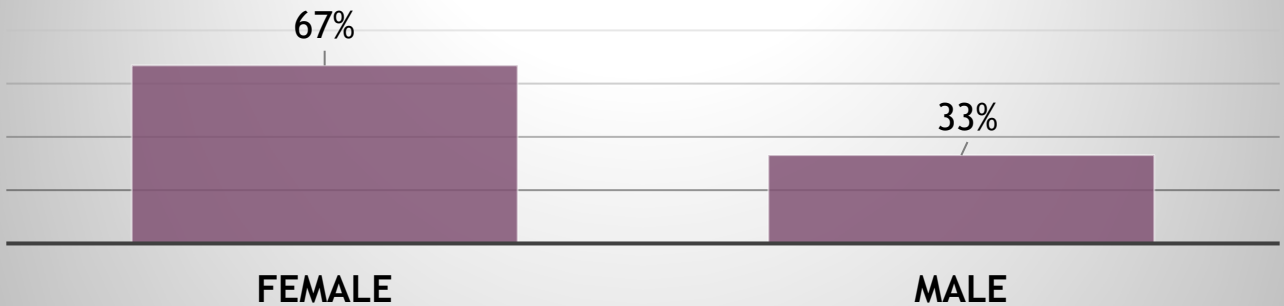
20th Judicial District Boulder County

Race and Ethnicity Demographics

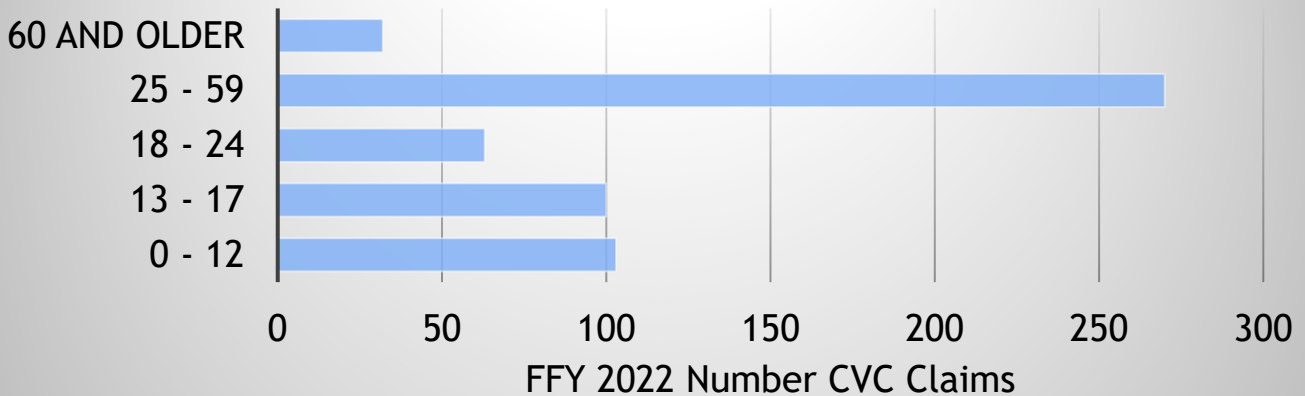


*Includes Native American, Asian, Native Hawaiian / Pacific Islander and Multiple Races

Gender Demographics



Age Demographics



21st Judicial District Mesa County

<https://da.mesacounty.us/victimwitness-program/crime-victim-compensation/>

Program Administrator: Jennifer Ballagh
jennifer.ballagh@mesacounty.us 970 244-1737
 Office of the District Attorney
 P.O. Box 20,000-5031
 Grand Junction, CO 81502

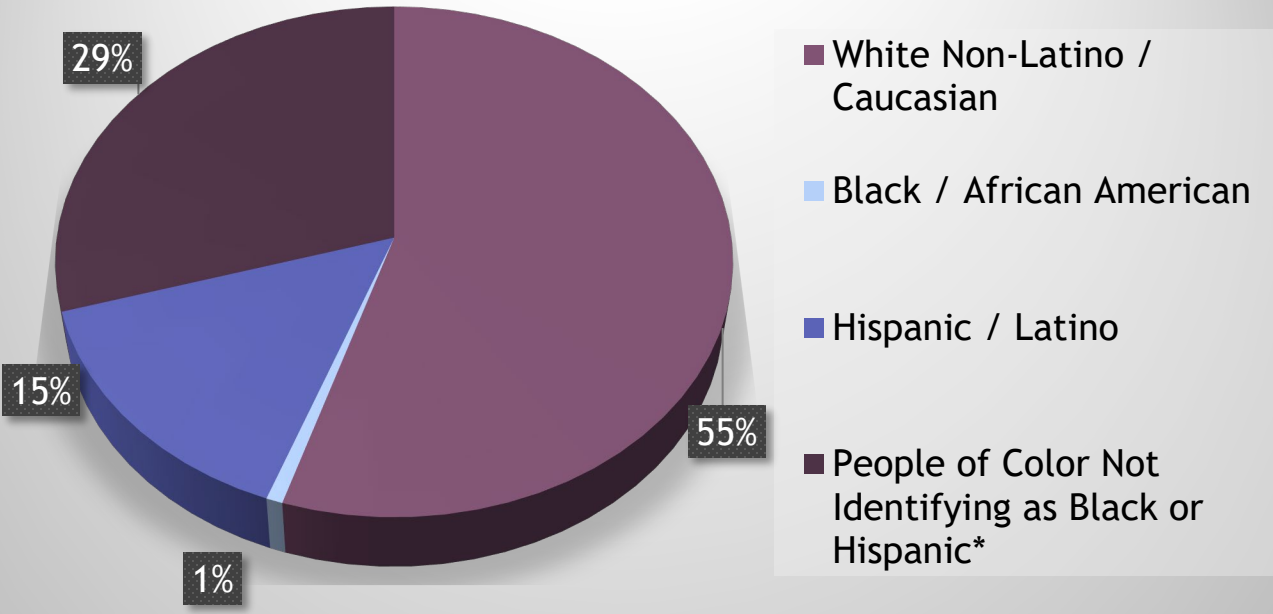
21st Judicial District FFY 2022 CVC Claims Paid & CVC Funds Expended

CVC CLAIMS BY CRIME	TOTAL CVC CLAIMS	DV CVC CLAIMS (OF TOTAL CLAIMS)	TOTAL CVC FUNDS
Arson	0	0	\$0
Assault	62	30	\$244,41
Burglary	6	1	\$8,630
Child Abuse	72	2	\$123,900
Homicide	24	4	\$34,267
Human Trafficking	0	0	\$0
Kidnapping	2	2	\$1,809
DWI / DUI	0	N / A	\$0
Other Vehicular Crimes	5	N / A	\$41,046
Robbery	1	0	\$512
Sexual Assault	8	1	\$43,910
Stalking	6	4	\$4,221
Other: Protection Order Violations	4	4	\$7,787
TOTAL 21st JD CVC CLAIMS PAID	190	48	\$510,496
TOTAL 21st JD CVC FEDERAL GRANT FUNDS EXPENDED			\$0

CVC CLAIMS BY SERVICES	TOTAL CVC FUNDS
MEDICAL/DENTAL	\$104,076
MENTAL HEALTH	\$161,728
ECONOMIC SUPPORT	\$163,647
FUNERAL/BURIAL	\$20,429
CRIME SCENE CLEAN-UP	\$3,410
RELOCATION	\$35,364
TRAVEL	\$13,865
SECURITY	\$4,011
DOORS	\$3,966
TOTAL 21ST JD CVC PROGRAM FUNDS PAID	\$510,496
TOTAL 21ST JD CVC PROGRAM STATE COLLECTIONS 30% LESS THAN PAID	\$499,818
TOTAL 21ST JD CVC FEDERAL GRANT FUNDS RECEIVED	\$0

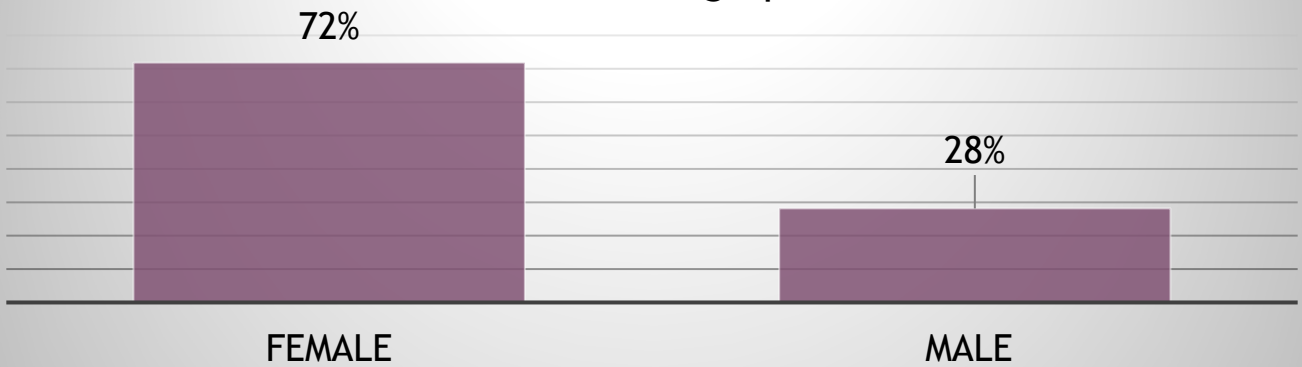
21st Judicial District Mesa County

Race and Ethnicity Demographics

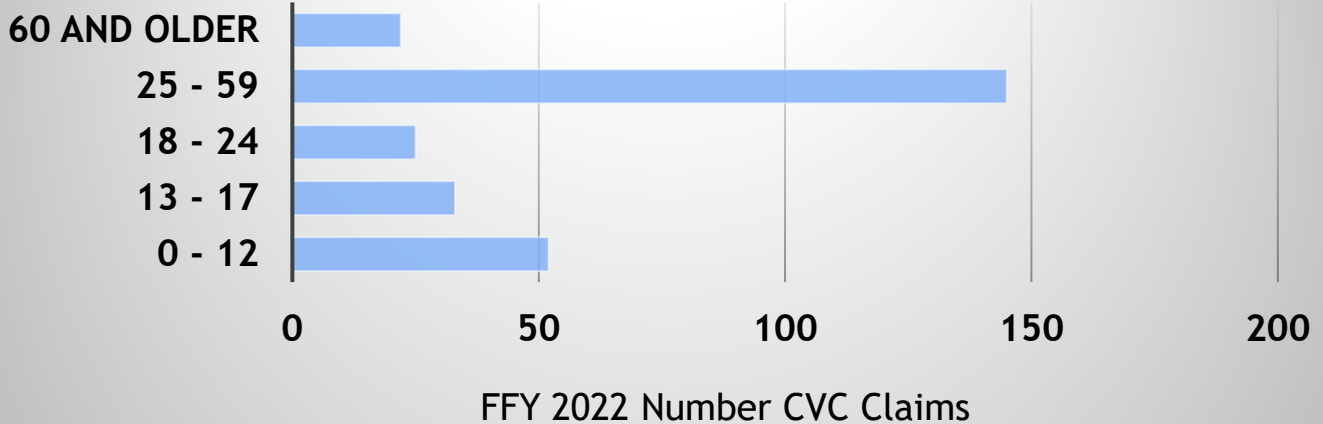


*Includes Native American, Asian, Native Hawaiian / Pacific Islander and Multiple Races

Gender Demographics



Age Demographics



22nd Judicial District Dolores and Montezuma Counties

<https://montezumacounty.org/services/district-attorney/victim-compensation-program/>

Program Administrator: **Ashli Wagaman**
awagaman@co.montezuma.co.us 970 564-2755
 Office of the District Attorney
 109 West Main Street, Suite 303
 Cortez, CO 81321

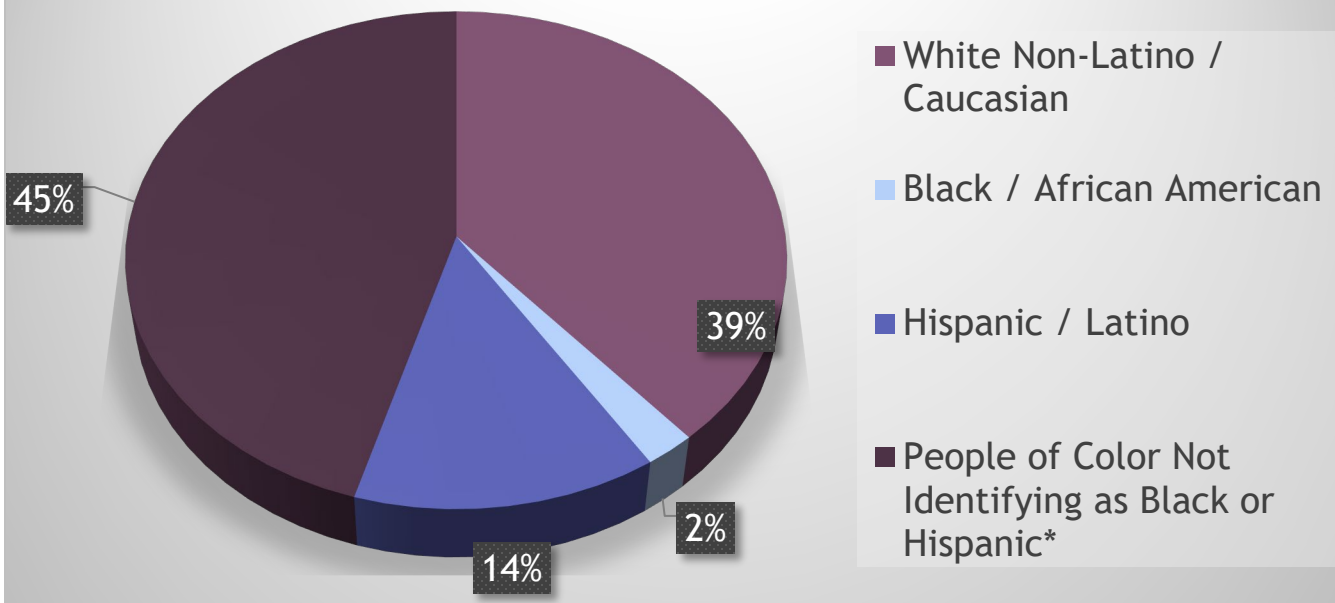
22nd Judicial District FFY 2022 CVC Claims Paid & CVC Funds Expended

CVC CLAIMS BY CRIME	TOTAL CVC CLAIMS	DV CVC CLAIMS (OF TOTAL CLAIMS)	TOTAL CVC FUNDS
Arson	1	0	\$3,490
Assault	9	7	\$15,270
Burglary	0	0	\$0
Child Abuse	2	0	\$1,045
Homicide	3	0	\$24,131
Human Trafficking	0	0	\$0
Kidnapping	1	0	\$1,120
DWI / DUI	4	N / A	\$7,153
Other Vehicular Crimes	1	N / A	\$1,700
Robbery	0	0	\$0
Sexual Assault	2	0	\$424
Stalking	1	0	\$2,4630
Other: Protection Order Violations	1	1	\$524
TOTAL 22nd JD CVC CLAIMS PAID	25	8	\$57,320
TOTAL 22nd JD CVC FEDERAL GRANT FUNDS EXPENDED			\$0

CVC CLAIMS BY SERVICES	TOTAL CVC FUNDS
MEDICAL/DENTAL	\$18,717
MENTAL HEALTH	\$2,260
ECONOMIC SUPPORT	\$16,799
FUNERAL/BURIAL	\$17,779
CRIME SCENE CLEAN-UP	\$0
RELOCATION	\$1,389
TRAVEL	\$0
SECURITY	\$376
DOORS	\$0
TOTAL 22ND JD CVC PROGRAM FUNDS PAID	\$57,320
TOTAL 22ND JD CVC PROGRAM STATE COLLECTIONS	\$80,650
TOTAL 22ND JD CVC FEDERAL GRANT FUNDS RECEIVED	\$0

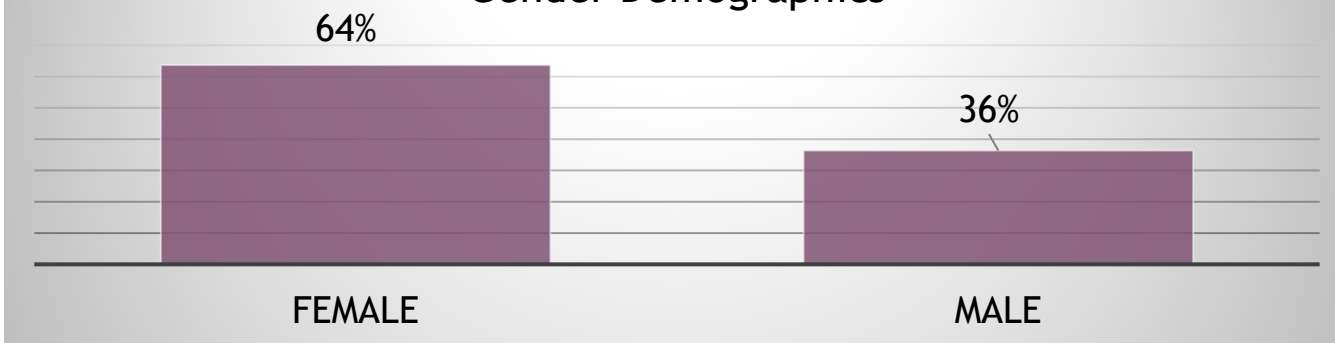
22nd Judicial District Dolores and Montezuma Counties

Race and Ethnicity Demographics

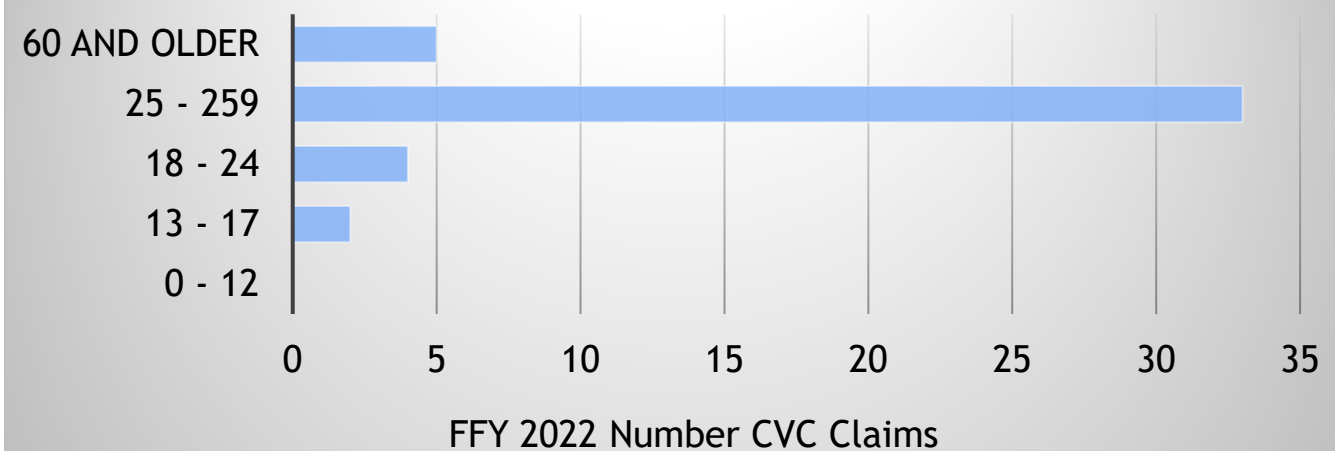


*Includes Native American, Asian, Native Hawaiian / Pacific Islander and Multiple Races

Gender Demographics



Age Demographics



Colorado Crime Victim Compensation Contact Information

Thank you for your time in reviewing

The Colorado

Crime Victim Compensation

FFY 2022 Annual Program Report

This report reflects the critical
financial assistance provided to victims of crime
throughout Colorado.

Additional information about Colorado's Crime Victim
Compensation Programs is available on the Division of Criminal
Justice, [Office for Victims Program's website](#).

General questions about the CVC Program resources and
referrals may also be directed to:

The Division of Criminal Justice

Office for Victims Programs

700 Kipling Street, Suite 1000

Denver, CO 80215

720 672-2166 or 303 239-5719