


May 2021

Colorado Department of Public Safety  
Division of Criminal Justice  
Office for Victims Programs



**COLORADO**  
Division of Criminal Justice  
Department of Public Safety



Colorado Crime Victim Compensation  
Program Report  
2020 Federal Fiscal Year

## Financial assistance for victims of violent crimes

### Office for Victims Programs

#### Mission

Improve the physical and emotional recovery of Colorado's crime victims  
and  
Restore victim's confidence in the criminal justice system

Stan Hilkey

Department of Public Safety Executive Director

Joe Thome

Division of Criminal Justice Director

Kelly Kissell

Office for Victims Programs Manager

Lee Hettema

Financial Grant Specialist

Sara Delfin

Administrative Assistant III

Kate Horn-Murphy

State Crime Victim Compensation & Local VALE Administrator

COLORADO DEPARTMENT OF PUBLIC SAFETY  
DIVISION OF CRIMINAL JUSTICE OFFICE FOR VICTIMS PROGRAMS  
700 KIPLING STREET, SUITE 1000  
DENVER, CO 80215

PHONE: 303-239-5719 / TOLL FREE 1-888-282-1080

FAX: 303-239-5743

WEBSITE: [dcj.colorado.gov/crime-victim-compensation](http://dcj.colorado.gov/crime-victim-compensation)

# Table of Contents

---

Colorado Crime Victim Compensation FFY 20 Annual Report Executive Summary .....	1
Ability of Local CVC Programs to Meet Crime Victim Needs .....	2
2020 COVID Impact for CVC Assistance to Victims .....	3
FFY 2020 COVID Impact for CVC Programs to Assist Victims.....	3
Colorado Crime Victim Compensation Program Statutory Structure.....	4
Colorado Crime Victim Compensation Statutory Guidelines .....	5
Compensable crimes .....	5
Eligibility.....	5
Requirements .....	5
Compensable Losses.....	6
Colorado Crime Victim Compensation Program Operations .....	6
Colorado Crime Victim Compensation Funding Sources.....	9
State Criminal Fines and Surcharges .....	9
Restitution.....	9
Colorado Crime Victim Compensation Funding Sources.....	10
Other Revenue Sources .....	10
Federal Grant Funds .....	10
Colorado Crime Victim Compensation State Revenue FFY 2020 .....	11
Colorado Crime Victim Compensation Federal (VOCA) CVC Grant Funds Overview .....	11
Colorado Crime Victim Compensation Federal (VOCA) CVC Grant Funds Overview .....	12
Federal VOCA (CVC) Funds Received by OVP .....	12
Crime Victim Compensation Federal (VOCA) CVC Funds OVP Application and Award Process .....	13
Federal Funds Sub-Granted to Colorado CVC Programs by Judicial District FFY 2020 .....	14
Federal CVC Grant Funds Disbursed .....	14
Colorado Crime Victim Compensation CVC Fund Expenditures Overview.....	14
Compensable Crime Category .....	15
Colorado Statewide Total Payments for October 1, 2019 to September 30, 2020 .....	15
Compensable Service Type .....	17
Colorado Statewide Total Payments for October 1, 2019 to September 30, 2020 .....	17
Colorado Crime Victim Compensation Program Information .....	18

# Crime Victim Compensation Program Judicial District Expenditures (FFY2020)

---

- 1<sup>st</sup> Judicial District CVC Program ..... 20
- 2<sup>nd</sup> Judicial District CVC Program..... 21
- 3<sup>rd</sup> Judicial District CVC Program ..... 22
- 4<sup>th</sup> Judicial District CVC Program ..... 23
- 5<sup>th</sup> Judicial District CVC Program ..... 24
- 6<sup>th</sup> Judicial District CVC Program ..... 25
- 7<sup>th</sup> Judicial District CVC Program ..... 26
- 8<sup>th</sup> Judicial District CVC Program ..... 27
- 9<sup>th</sup> Judicial District CVC Program ..... 28
- 10<sup>th</sup> Judicial District CVC Program..... 29
- 11<sup>th</sup> Judicial District CVC Program..... 30
- 12<sup>th</sup> Judicial District CVC Program..... 31
- 13<sup>th</sup> Judicial District CVC Program..... 32
- 14<sup>th</sup> Judicial District CVC Program..... 33
- 15<sup>th</sup> Judicial District CVC Program..... 34
- 16<sup>th</sup> Judicial District CVC Program..... 35
- 17<sup>th</sup> Judicial District CVC Program..... 36
- 18<sup>th</sup> Judicial District CVC Program..... 37
- 19<sup>th</sup> Judicial District CVC Program..... 38
- 20<sup>th</sup> Judicial District CVC Program..... 39
- 21<sup>st</sup> Judicial District CVC Program ..... 40
- 22<sup>nd</sup> Judicial District CVC Program ..... 41

# Colorado Crime Victim Compensation FFY 20 Annual Report Executive Summary

Nationwide, Colorado ranks 8th in the total amount of Crime Victim Compensation (CVC) funds disbursed though it is the 21st most populous state. As one of only two states with a decentralized Crime Victim Compensation program structure, local Colorado judicial district CVC programs assisted more victims in FFY 20 than 44 other states across the country. (Source: OVC 2020 Federal CVC Grant Formula Chart).

Nationwide, Colorado ranks 8th in total amount of CVC funds disbursed though only the 21st most populous state. As one of only two states with a decentralized Crime Victim Compensation program structure, local Colorado judicial district CVC programs assisted more victims in FFY 20 than 44 other states across the country. (Source: OVC 2020 Federal CVC Grant Formula Chart).

- ❖ \$11,058,981 = funds paid by local CVC Programs for tangible financial losses incurred by 6,211 victims of crime. Crime related expenses incurred by domestic violence victims, and their children, consistently account for 30% of all CVC funds paid across the state. Crime related expenses incurred by child victims of neglect, physical and sexual abuse account for another 30% of all CVC funds paid across the state.
- ❖ \$8,623,647 = funds collected for local CVC program expenditures. This is an approximate 19% decrease from FFY19.

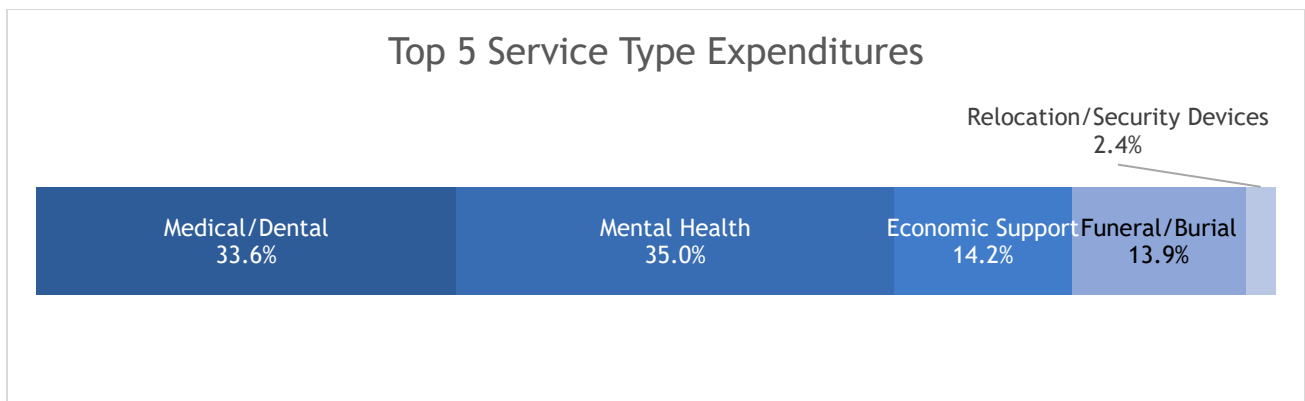


Figure 1 FFY 2020 Expenditures Statewide Total - Top 5 Service Type Expenditures



Figure 2 FFY 2020 Expenditures Statewide Total - Top 5 Crime Type Expenditures

# Ability of Local CVC Programs to Meet Crime Victim Needs

On average, **annual state revenue collected for local CVC programs over the past decade is sufficient to pay for only 74%** of the tangible financial losses submitted for payment to CVC Programs. Federal Victim of Crime Act (VOCA) CVC grant funds are critical to supplement the 26% of tangible financial losses that exceed local judicial district revenue.

Colorado receives federal CVC grant funds from the federal Office for Victims of Crime (OVC). Federal CVC grant funds are contracted for use over a three-year period and administered for the state by the Office for Victims Programs (OVP). Federal CVC grant funds provide a FFY average of \$1,203,726 supplemental funds for local CVC program.

Figure 3 below outlines the significant difference between CVC program funds available compared to the demonstrable needs of crime victims in Colorado over the past ten federal fiscal year period. This chart illustrates that historically local CVC programs receive an average of **\$3,517,572 or 26% more in requests than funds available.**

**Annual federal CVC grant supplemental funds of \$1,172,524 are less than half needed** for the \$3,522,375 more in requests received by local CVC programs.

FEDERAL FISCAL YEAR	TOTAL STATE REVENUE (\$)	TOTAL STATE EXPENDITURES (\$)*	DIFFERENCE STATE REVENUE AND EXPENDITURES	% STATE REVENUE LESS THAN CVC PROGRAM EXPENDITURES
2020	8,623,647	11,058,981	\$ 2,435,334	@ 22% less
2019	10,549,733	12,475,251	\$ 1,925,518	@ 15% less
2018	12,831,764	15,081,176	\$ 2,249,412	@ 15% less
2017	12,989,877	17,161,455	\$ 4,171,578	@ 24% less
2016	10,633,325	14,471,950	\$ 3,838,625	@ 27% less
2015	9,835,452	13,177,097	\$ 3,341,645	@ 25% less
2014	9,224,546	13,325,120	\$ 4,100,574	@ 31% less
2013	9,545,558	13,544,227	\$ 3,998,669	@ 30% less
2012	9,268,566	13,603,164	\$ 4,334,598	@ 32% less
2011	9,551,516	14,138,296	\$ 4,586,690	@ 32% less

Figure 3 FFY CVC State Revenue and Total Expenditures Difference by Dollar Amount and Percentage

\*Total State expenditures includes expenditures of both state revenue and federal CVC grant funds



## 2020 COVID Impact for CVC Assistance to Victims

Pursuant to state statute, funds for local CVC programs are assessed and collected from offenders who are convicted of, or receive a deferred sentence for felony and misdemeanor crimes as well as specific traffic offenses. Local CVC programs *do not receive funds from the state general fund*, which supports other basic state-funded services, such as K-12 education, prisons, courts, and public assistance.

Local district, county and traffic court assessed surcharges are the sole funding source for 70% of revenue available to local CVC programs. Average annual revenue for CVC programs for the past decade was \$10,286,100 compared to the \$8,430,664 collected in FFY 2020. The dramatic decrease in FFY 2020 CVC revenue appears to be a direct impact of COVID measures related to court and collection activities.

**OVP anticipates a significant decrease in the 2022 federal CVC grant award** based upon the decrease in local CVC program expenditures during FFY 2020 (\$11,034,219). *This means that OVP will have significantly less federal CVC grant funds available to assist local CVC programs needing supplemental funding in FFY 2023.*

### FFY 2020 COVID Impact for CVC Programs to Assist Victims

1. Has your judicial district experienced, or do you anticipate, any decrease in revenue for your CVC program as a result of COVID - in 2020 and going forward?

*There was an overall 11.20% decrease in CVC collections across the state for the calendar year of 2020 as compared to the calendar year of 2019. Eleven judicial districts experienced decreases between 10% and 35%; only three judicial districts did not experience any collection decreases.*

*The overall collections of CVC revenue for federal fiscal year 2020, which is the time frame for this annual report, reflect a 12.64% from federal fiscal year 2019. At the time this report is being published, data from the State Court Administrator's office reflects a slight increase in CVC collections for the 2021 federal fiscal year but it is too soon to know if that is a trend.*

2. Did you experienced any changes in terms of applications and/or claim requests in 2020 and moving forward into 2021?

*There was an overall 24.72% increase in CVC expenditures across the state for the calendar year of 2020 as compared to calendar year 2019. There were a significant increase in claim requests for funerals in multiple judicial districts during federal fiscal year 2020. Any increase in homicides and vehicular homicides will have a demonstrable impact on CVC expenditures as funeral / burial expenses are paid out in a larger sum than most other CVC payment categories. CVC claims for other crime categories were noticeably fewer during the majority of FFY 20. CVC administrators attribute the lower claim requests during FFY 20 to several factors:*

- a. *The majority of therapists were not initially set up to conduct virtual counseling, and many CVC applicants were unable to attend in-person*

*therapy sessions due to COVID restriction. This resulted in a decrease in mental health treatment claim requests.*

- b. COVID restrictions limited victim and survivors ability to safely report intimate family crimes to law enforcement such as domestic violence, sexual assault, child abuse and child sexual abuse which resulted in fewer CVC applications.*
- c. COVID restrictions limited victim advocate personnel in both system and non-system based programs from getting CVC applications to victims and survivors of compensable crimes which resulted in fewer CVC applications.*

*CVC Administrators report that claim requests have begun to increase at the beginning of calendar year 2021. They attribute this to the ability of victims and survivors to report crimes and timely receive CVC application forms as COVID restrictions have lifted.*

3. Are there any other impacts your judicial district CVC program has, or is, experiencing that is directly, or indirectly, related to COVID?

*Several CVC Program Administrators related that some victims and survivors are choosing not to apply for CVC assistance based upon fear of receiving public assistance due to their immigration status. This is not directly related to COVID, but has been exacerbated during the past year with a larger percentage of the non-documented population loss of jobs and loss of access to employer provided medical / mental health care.*

In passing the CVC statute in 1981, the Colorado General Assembly recognized that the impact of victimization is life-changing, and comes with tangible financial losses. Continued assessment, and collection, of legislatively mandated CVC surcharges are imperative for local judicial district CVC programs to assist victims with the actual losses incurred by crime. Criminal justice reform efforts, to be fair and balanced, necessitate addressing the rights of all individuals impacted by crime. CVC offers victims and survivors help to become safe, healthy and rebuild their lives after a crime.

## Colorado Crime Victim Compensation Program Statutory Structure

---

Legislation creating the Crime Victim Compensation fund was passed by the Colorado General Assembly in 1981. The legislation established a funding mechanism to assist crime victims with tangible expenses incurred because of a criminal act committed after July 1, 1982 through crime victim compensation programs established in each of Colorado's 22 judicial districts. The statute outlines service categories that may be considered for payment related to specific crimes committed after July 1, 1982. Each judicial district is responsible for the administration, financial management, and decisions regarding its victim compensation funds.

The Victims of Crime Act (VOCA) of 1984 provided federal grant funding to supplement local Colorado Crime Victim Compensation (CVC) funds in judicial districts where local funds are insufficient to meet the needs of crime victims. Colorado has received federal



(VOCA) CVC grant funds to supplement state crime victim compensation program CVC fund disbursements since 1985. Federal CVC funds are administered by the Office of Victims Programs, located in the Division of Criminal Justice, Colorado Department of Public Safety. The application process for federal CVC grant funds is non-competitive. Federal CVC grant awards are based upon an actuarial based formula used to determine the target fund balance of each judicial district. Federal CVC grant funds are passed through, or sub-granted, by OVP to local judicial district Crime Victim Compensation Programs.

The Crime Victim Services Advisory Board (Advisory Board) is responsible for the development of, revisions to, and compliance with the *Standards for the Administration of Crime Victim Compensation Programs (Standards)*. The *Standards* were established in 1992 and have been amended periodically.

In 2015, the Colorado General Assembly amended a number of sections in the Crime Victim Compensation Act (House Bill 15-1035). Changes to the statute went into effect on March 30, 2015.

## Colorado Crime Victim Compensation Statutory Guidelines

---

### Compensable crimes

Compensable crimes outlined in Colorado statute, include, but are not limited to:

- Assault
- Child Abuse
- Robbery
- Arson
- Homicide
- DWI/DUI
- Terrorism
- Other violent crimes including some vehicular crimes
- Sexual Assault
- Stalking
- Kidnapping

### Eligibility

Those eligible for Colorado CVC fund assistance include:

1. Any person victimized by a compensable crime in the state of Colorado;
2. Any person who is a resident of Colorado and is a victim of a crime that occurred outside of the state, where the crime would be compensable if it had occurred in Colorado and the state or country where the crime occurred does not have a crime victim compensation program for which the person would be eligible; or
3. Residents of Colorado who are injured or killed by an act of international terrorism.

### Requirements

Additionally, persons applying for CVC must meet the following requirements:

- ❖ Have been the victim of an eligible crime, which occurred on or after July 1, 1982;
- ❖ Have reported the crime, or the crime was reported, to law enforcement within 72 hours;
- ❖ Have an out-of-pocket financial loss directly related to the reported crime;
- ❖ Filed for crime victim compensation assistance within one year of the crime; (within six months for eligible property crimes);

- ❖ Demonstrate cooperation with the law enforcement investigation and prosecution of the case;
- ❖ Injury and/or death was not substantially attributable to the victim's involvement in a wrongful act and/or substantially provocative at the time of the crime.

*Note: C.R.S. §24-4.1-108 (2) allows a Board to waive any of these requirements in the interest of justice.*

Losses that are verified to be directly related to the compensable crime are eligible for payment to a service provider and/or reimbursement for out-of-pocket expenses. CVC funds may be approved for up to \$30,000 for out-of-pocket expenses not covered by a victim's insurance or other collateral sources. Many, but not all, local judicial districts may also approve up to \$2,000 for emergency assistance.

### Compensable Losses

- ❖ Medical and dental expenses;
- ❖ Mental health expenses;
- ❖ Economic support (lost wages; loss of support to dependents);
- ❖ Funeral/burial expenses;
- ❖ Repair or replacement of doors, locks and/or windows of residential property; and
- ❖ Rekeying of a motor vehicle or other locks necessary to ensure a victim's safety.

## Colorado Crime Victim Compensation Program Operations

---

Colorado's decentralized system establishes a separate Crime Victim Compensation (CVC) program in each of the state's 22 judicial districts. Per Colorado statute, victims are eligible to file an application for compensation assistance in the judicial district where the crime occurred.

In Colorado, out-of-pocket expenses directly related to a crime that are not covered by a victim's insurance or other collateral sources may be considered for payment by CVC programs up to a maximum of \$30,000. Pursuant to both state and federal statutes, CVC programs are the "payer of last resort." For that reason, CVC programs require that victims apply for all other sources of payment available to them prior to receiving Crime Victim Compensation funds.

Some CVC programs are not able to provide crime victim compensation funds up to the \$30,000 statutory limit. This is due to the significantly high number of applications for assistance received by the program, as well as the finite revenue collected in the judicial district. Additional information regarding a specific CVC program is available by contacting the judicial district CVC Program Administrator.

Contact information for local judicial district CVC Program Administrators can be found on following page or at [dcj.colorado.gov/crime-victim-compensation](http://dcj.colorado.gov/crime-victim-compensation)

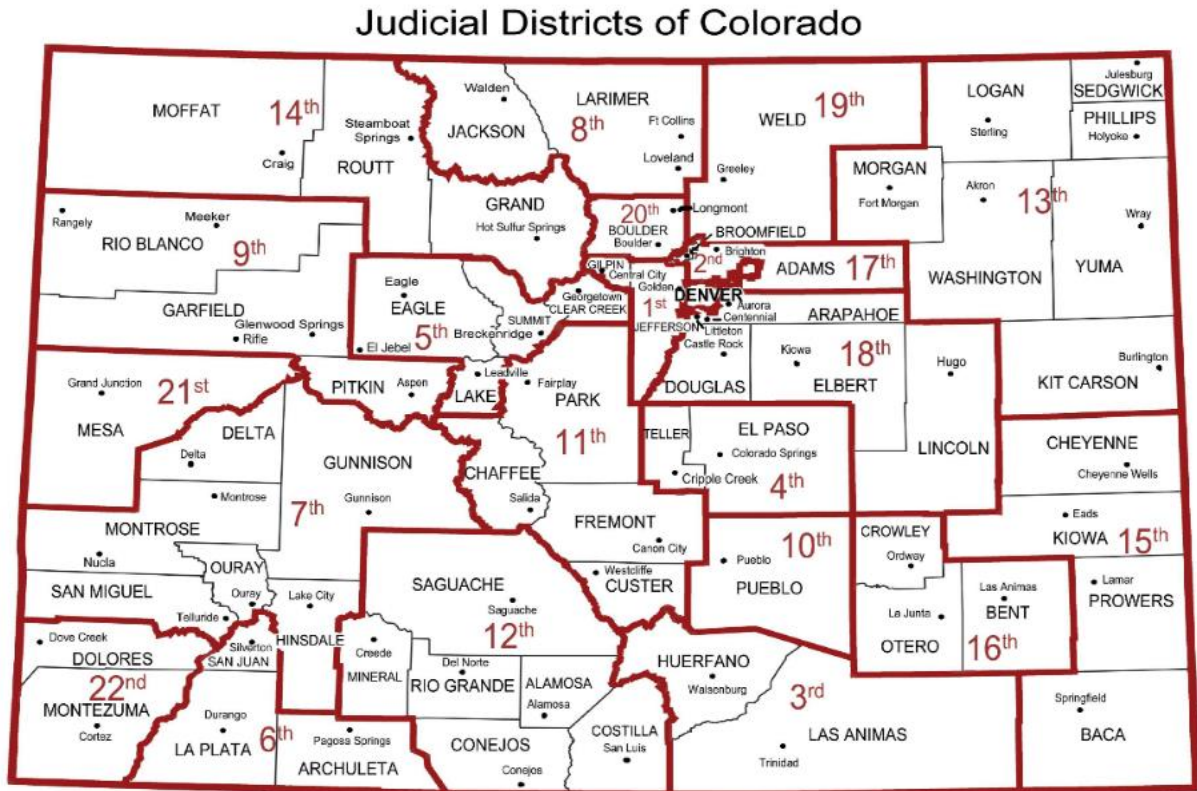


Figure 4 Map of Judicial Districts of Colorado

## Colorado CVC ADMINISTRATORS

### First Judicial District

**Ms. Valarie Van Kam**  
District Attorney's Office  
500 Jefferson County Parkway  
Golden, CO 80401-6020  
(303) 271-6746  
Fax (303) 271-6785  
E-mail: [vvankam@jeffco.us](mailto:vvankam@jeffco.us)

### Second Judicial District

**Ms. Latoya Thorne**  
District Attorney's Office  
201 W. Colfax, Dept. 801  
Denver, CO 80202  
(720) 913-9253  
Fax (720) 913-9035  
E-mail: [latoya.thorne@dnverda.org](mailto:latoya.thorne@dnverda.org)

### Third Judicial District

**Ms. Bobbie Marcus**  
District Attorney's Office  
200 E. 1<sup>st</sup> Street, Suite 302  
Trinidad, CO 81082  
(719) 738-1510  
Fax (719) 845-1632  
E-mail: [bmarcus@3rdjudicial.org](mailto:bmarcus@3rdjudicial.org)

### Fourth Judicial District

**Ms. Amber Holland**  
District Attorney's Office  
105 East Vermijo, Suite 111  
Colorado Springs, CO 80903  
(719) 520-6723  
Fax (719) 520-6172  
E-mail: [amberholland@elpasoco.com](mailto:amberholland@elpasoco.com)

### Fifth Judicial District

**Wendi Rowles**  
District Attorney's Office  
P. O. Box 295  
Eagle, CO 81631  
(970) 390-0150  
Fax (970) 328-1016  
E-mail: [wrowles@da5.us](mailto:wrowles@da5.us)

### Sixth Judicial District

**Ms. Jane Foy**  
District Attorney's Office  
1060 Main Avenue  
P.O. Drawer 3455  
Durango, CO 81302  
(970) 247-8850  
Fax (970) 259-0200  
E-mail: [jane.foy@co.laplata.co.us](mailto:jane.foy@co.laplata.co.us)

**Carol Little (970) 382-6339**  
E-mail: [carol.little@co.laplata.co.us](mailto:carol.little@co.laplata.co.us)

### Seventh Judicial District

**Ms. Eleasha Cervantes**  
Montrose County Justice Center  
1140 N. Grand Ave. #200  
Montrose, CO 81401  
(970) 252-4266  
Fax (970) 252-4270  
E-mail: [eleasha.cervantes@co7da.org](mailto:eleasha.cervantes@co7da.org)

### Eighth Judicial District

**Ms. Candace Smith**  
District Attorney's Office  
201 La Porte Ave., Ste. 200  
Ft. Collins, CO 80521-2763  
(970) 498-7290  
Fax (970) 498-7250  
E-mail: [smithcr@co.larimer.co.us](mailto:smithcr@co.larimer.co.us)

### Ninth Judicial District

**Mr. Steve Aurand**  
District Attorney's Office  
109 8<sup>th</sup> St., Ste. 308  
Glenwood Springs, CO 81601  
(970) 384-3517  
Fax (970) 945-1304  
E-mail: [saurand@9daco.org](mailto:saurand@9daco.org)

### Tenth Judicial District

**Ms. Florence Hunt**  
District Attorney's Office  
701 Court Street  
Pueblo, CO 81003  
(719) 583-6092  
Fax (719) 583-6666  
E-mail: [hunt@co.pueblo.co.us](mailto:hunt@co.pueblo.co.us)

### Eleventh Judicial District

**Ms. Lena Evans**  
District Attorney's Office  
136 Justice Center Road, Rm 203  
Canon City, CO 81212  
(719) 269-0170  
Fax (719) 269-0180  
E-mail: [levans@da11thjd.org](mailto:levans@da11thjd.org)

### Twelfth Judicial District

**Ms. Tammy Rogers**  
District Attorney's Office  
426 San Juan Avenue  
Alamosa, CO 81101  
(719) 589-3691  
Fax (719) 589-2734  
E-mail: [tmrogers@da12.state.co.us](mailto:tmrogers@da12.state.co.us)

### Thirteenth Judicial District

**Ms. Jill Olsen**  
District Attorney's Office  
400 Warner Street  
Ft. Morgan, CO 80701  
(970) 542-3473  
Fax (970) 542-3421  
E-mail: [jolsen@13thda.com](mailto:jolsen@13thda.com)

### Fourteenth Judicial District

**Ms. Donna Zulian**  
District Attorney's Office  
221 W. Victory Way, Ste. 302  
Craig, CO 81625  
(970) 629-0485  
Fax (970) 824-9190  
E-mail: [dzulian@14da.org](mailto:dzulian@14da.org)

### Fifteenth Judicial District

**Ms. Tammy Williams**  
District Attorney's Office  
Crime Victim Comp Admin  
110 E. Oak Street  
Lamar, CO 81052  
(719) 336-7446  
Fax (719) 336-2759  
E-mail:  
[tammy.williams@southeastcolorado.net](mailto:tammy.williams@southeastcolorado.net)

### Sixteenth Judicial District

**Ms. Crystal Madrid**  
District Attorney's Office  
323 Santa Fe, Suite 201  
La Junta, CO 81050-0928  
(719) 384-8786  
Fax (719) 384-7330  
E-mail: [cmadrid@da16co.gov](mailto:cmadrid@da16co.gov)

### Seventeenth Judicial District

**Ms. Tonya Isenbart**  
District Attorney's Office  
1000 Judicial Center Dr., Ste. 100  
Brighton, CO 80601  
(303) 659-5791  
Fax (303) 835-5575  
E-mail: [tisenbart@da17.state.co.us](mailto:tisenbart@da17.state.co.us)

### Eighteenth Judicial District

**Ms. Wendy Buter**  
District Attorney's Office  
6450 S. Revere Parkway  
Centennial, CO 80111-6492  
(720) 874-8607  
Fax (720) 874-8523  
E-mail: [wbuter@da18.state.co.us](mailto:wbuter@da18.state.co.us)

### Nineteenth Judicial District

**Ms. Karol Patch**  
District Attorney's Office  
915 10<sup>th</sup> Street  
P.O. Box 1167  
Greeley, CO 80632  
(970) 356-4010 X4748  
Fax (970) 352-8023  
E-mail: [kpatch@co.weld.co.us](mailto:kpatch@co.weld.co.us)

### Twentieth Judicial District

**Ms. Kim Stalnacker**  
District Attorney's Office  
Boulder County Courts Bldg.  
1035 Kimbark Street  
Longmont, CO 80501  
(303) 682-6801  
Fax (303) 682-6711  
E-mail: [kstalnacker@bouldercounty.org](mailto:kstalnacker@bouldercounty.org)

### Twenty-First Judicial District

**Ms. Jennifer Ballagh**  
District Attorney's Office  
125 North Spruce Street, 2<sup>nd</sup> Floor  
P.O. Box 20,000-5031  
Grand Junction, CO 81502  
(970) 244-1737  
Fax (970) 244-1729  
E-mail: [jennifer.ballagh@mesacounty.us](mailto:jennifer.ballagh@mesacounty.us)

### Twenty-Second Judicial District

**Ms. Ashli Wagaman**  
District Attorney's Office  
103 N. Chestnut Street  
Cortez, CO 81321  
(970) 564-2755  
Fax (970) 565-9396  
E-mail:  
[awagaman@co.montezuma.co.us](mailto:awagaman@co.montezuma.co.us)

# Colorado Crime Victim Compensation Funding Sources

---

## State Criminal Fines and Surcharges

Crime Victim Compensation Programs in Colorado's 22 judicial districts receive funding from fines and surcharges assessed, and collected, at both the state and federal level. State funding refers to fines and surcharges collected, and disbursed, at the local judicial district level. State CVC funds are collected from offenders who are convicted of, or receive a deferred sentence for, crimes and/or traffic offenses classified as follows:

Felony	\$ 163.00
Misdemeanor	\$ 78.00
Class 1 Misdemeanor Traffic Offenses	\$ 46.00
Class 2 Misdemeanor Traffic Offenses	\$ 33.00
Class A or class B traffic infraction - as delineated in C.R.S. §24-4.1-119 (f)(l) and C.R.S. §42-4-1701 (4). <i>(Fees vary as to the type of infraction.)</i>	

## Restitution

Restitution is based on monetary losses suffered by the victim as a result of the crime. At the time of sentencing, the court may order a defendant to pay restitution to any person(s) who have documented a financial loss as a result of the crime. Since a case must reach a final disposition for the court to order restitution, victims may not be awarded restitution for a year or more. Crime Victim Compensation Programs are usually able to provide tangible, financial assistance to crime victims to meet immediate needs within 45 days of receiving a completed CVC application.

The Court may order an offender to repay the Crime Victim Compensation fund for expenses paid to a victim or service provider on behalf of the victim. In effect, the offender is reimbursing the CVC fund for some or all of the dollars awarded to assist the victim. This holds the offender accountable for his/her criminal actions.

It is important to note that the majority of CVC claims handled by local judicial districts will not result in a criminal case conviction as the CVC statute does not require an arrest, prosecution and/or conviction in order to assist a victim with financial losses related to a crime.

Restitution varies as a revenue source for CVC programs in Colorado. Differential funding of local judicial district collection programs have a significant impact on the amount of restitution received by CVC programs.



# Colorado Crime Victim Compensation Funding Sources

---

## Other Revenue Sources

Each year judicial districts receive additional revenue to their crime victim compensation fund in the form of interest earned on the state dollars collected, refunds from collateral sources and donations to the fund. Local judicial districts may also receive a portion of restitution payments made by defendants and not claimed by the intended recipient (Unclaimed Restitution) pursuant to C.R.S. §16-18.5-109(3).

## Federal Grant Funds

Federal grant funds refer to Victims of Crime Act (VOCA) crime victim compensation (CVC) grant funds which are awarded to the states by the U.S. Department of Justice, Office for Victims of Crime. Federal CVC grant funds come from fines and penalties levied upon federal criminal defendants. Pursuant to state statute, the Division of Criminal Justice administers federal crime victim compensation grant funds as “pass through” funds to local judicial districts through a sub-grant process. Recipients of federal grant funds are determined based upon an individual judicial district crime victim compensation programs’ financial need and spending patterns. Historically, the number of local judicial districts eligible to apply for and receive these monies has been limited.

# Colorado Crime Victim Compensation State Revenue FFY 2020

STATE REVENUE BY JUDICIAL DISTRICT										
OCTOBER 1, 2019 TO SEPTEMBER 30, 2020										
JD	Fines (1)	Interest (2)	Dept. of Revenue (3)	Eligible DA Admin Fund* (4)	Eligible Court Admin Fund* (5)	Revenue After Deductions (6)	Restitution (7)	Unclaimed Restitution & Donations (8)	Refunds (9)	Amount to Program (10)
Formula			(1+2+3)x10%		(1+2+3)x2.5%		(1+2+3)-(4+5)			6+7+8+9
1st	563,759.35	789.09	\$51,056.40	\$61,560.48	\$15,390.12	\$538,654.24	\$265,418.55	\$116,916.76	(\$24,880.66)	\$896,108.89
2nd	531,290.47	1,826.39	48.00	\$53,316.49	\$13,329.12	\$466,519.25	\$413,774.60	\$10,202.98	(\$27,872.81)	\$862,624.02
3rd	26,634.71	267.32	19,533.00	\$4,643.50	\$1,160.88	\$40,630.65	\$2,407.72	\$2,139.50	\$0.00	\$45,177.87
4th	825,239.64	5,224.37	68,392.30	\$89,885.63	\$22,471.41	\$786,499.27	\$295,173.36	\$0.00	(\$17,597.85)	\$1,064,074.78
5th	154,081.24	848.71	64,388.50	\$21,931.85	\$5,482.96	\$191,903.64	\$39,590.43	\$0.00	(\$3,328.80)	\$228,165.27
6th	83,095.49	752.54	12,433.50	\$9,628.15	\$2,407.04	\$84,246.34	\$30,363.45	\$2,688.66	(\$379.53)	\$116,918.92
7th	122,217.28	1,081.09	38,645.20	\$16,194.36	\$4,048.59	\$141,700.62	\$24,239.95	\$0.00	(\$16,944.01)	\$148,996.56
8th	421,448.63	4,299.03	26,571.20	\$45,231.89	\$11,307.97	\$395,779.00	\$212,236.05	\$29,458.03	(\$7,648.83)	\$629,824.25
9th	100,336.17	1,358.33	21,048.80	\$12,274.33	\$3,068.58	\$107,400.39	\$108,250.12	\$4,000.00	(\$110.00)	\$219,540.51
10th	215,433.31	1,911.52	12,636.80	\$22,998.16	\$5,749.54	\$201,233.93	\$55,091.16	\$12,613.55	(\$8,026.62)	\$260,912.02
11th	106,138.28	236.07	29,336.15	\$13,571.05	\$3,392.76	\$118,746.69	\$28,419.80	\$0.00	(\$1,536.15)	\$145,630.34
12th	79,694.12	923.83	31,150.40	\$11,176.84	\$2,794.21	\$97,797.31	\$24,629.54	\$0.00	(\$4,667.49)	\$117,759.36
13th	129,455.69	3,199.34	40,373.60	\$17,302.86	\$4,325.72	\$151,400.05	\$84,823.42	\$0.00	(\$881.77)	\$235,341.70
14th	68,665.93	3,878.53	21,915.40	\$9,445.99	\$2,361.50	\$82,652.38	\$20,827.58	\$0.00	(\$385.36)	\$103,094.60
15th	57,877.93	1,491.20	18,901.25	\$7,827.04	\$1,956.76	\$68,486.58	\$5,996.30	\$866.54	\$0.00	\$75,349.42
16th	45,840.41	52.21	8,348.55	\$5,424.12	\$1,356.03	\$47,461.02	\$11,832.11	\$8,695.66	(\$326.00)	\$67,662.79
17th	607,852.07	1,133.57	32,055.50	\$64,104.11	\$16,026.03	\$560,911.00	\$199,185.15	\$0.00	(\$37,988.30)	\$722,107.85
18th	683,157.60	1,974.65	87,826.95	\$77,295.92	\$19,323.98	\$676,339.30	\$525,950.33	\$214,423.56	(\$3,232.57)	\$1,413,480.62
19th	371,135.35	3,202.53	36,471.10	\$41,080.90	\$10,270.22	\$359,457.86	\$224,128.01	\$0.00	(\$20,259.78)	\$563,326.09
20th	221,259.62	2,600.48	12,575.10	\$23,643.52	\$5,910.88	\$206,880.80	\$83,507.50	\$0.00	(\$21,825.73)	\$268,562.57
21st	261,381.19	5,409.43	32,301.70	\$29,909.23	\$7,477.31	\$261,705.78	\$114,618.29	\$6,380.08	(\$600.00)	\$382,104.15
22nd	35,965.30	118.26	10,378.00	\$4,646.16	\$1,161.54	\$40,653.87	\$16,230.16	\$0.00	\$0.00	\$56,884.03
TOTAL	\$5,711,959.78	\$42,578.49	\$676,387.40	\$643,092.57	\$160,773.14	\$5,627,059.96	\$2,786,693.58	\$408,385.32	(\$198,492.26)	\$8,623,646.60

\* Administrative Funds: Pursuant to statute, the District Attorney and the Court Administrator may use no more than 12.5% (10% District Attorney, 2.5% Court Administrator) of new monies deposited into the victim compensation fund for administrative costs. Statute allows for unused administrative funds to be returned to the program portion of the fund to use for victims.

**Figure 5 CVC Program State Revenue by Judicial District**

FFY 2020 Chart Data taken directly from spreadsheets provided to OVP by the State Court Administrator's Office

## Colorado Crime Victim Compensation Federal (VOCA) CVC Grant Funds Overview

Federal CVC grant funds are distributed to each state from the Crime Victims Fund established by the 1984 Victims of Crime Act (VOCA). Federal CVC grant funds come from criminal fines, forfeited bail bonds, penalty fees and special assessments

collected by U.S. Attorney Offices, U.S. Courts and the Bureau of Prisons. The Office for Victims of Crime (OVC), situated within the U.S. Department of Justice (DOJ), allocates a percentage of these funds collected to state crime victim compensation programs.

The Office for Victims Programs (OVP), located within the Colorado Division of Criminal Justice (DCJ), serves as the state department designated to administer federal CVC grant funds. OVP is required to submit an annual federal CVC grant application to OVC for federal CVC grant funds. In order to remain eligible to receive federal CVC grant funds, OVP is also responsible for submitting quarterly and annual reports that adhere to the reporting requirements and procedures established by OVC. Federal CVC grant funds administered by OVP are regularly monitored and audited routinely, by both internal and external entities including OVC.

Federal CVC grant funds received fluctuate from year to year, depending upon the total amount of state CVC funds spent by local judicial districts. OVC determines Colorado's federal CVC grant award by calculating 60% of total allowable state CVC funds spent from the federal fiscal year two years prior to the current federal fiscal year. Pursuant to federal regulations, CVC program expenditures for repair or replacement of damaged doors are not included in the OVC formula.

## Colorado Crime Victim Compensation Federal (VOCA) CVC Grant Funds Overview

---

In Colorado, federal CVC grant funds supplement the statutory criminal conviction surcharge fees collected in individual local judicial districts for CVC expenditures for tangible losses incurred by victims of crime. Supplemental federal CVC grant funds are available to all 22 local judicial districts through a non-competitive application and award process. *The chart below illustrates the role of federal CVC grant funds and CVC collections as compared to CVC expenditures over the past ten years.*

**OVP anticipates a significant decrease in the 2022 federal CVC grant award based upon the decrease in local CVC program expenditures during FFY 2020 (\$11,058,981). This means that OVP will have significantly less federal CVC grant funds available to assist local CVC programs needing supplemental funding in FFY 2023.**

### Federal VOCA (CVC) Funds Received by OVP

<b>2020</b>	<b>\$3,506,355</b> (FFY 2018-19 \$15,081,176 expenditures)
<b>2019</b>	<b>\$3,920,175</b> (FFY 2017-18 \$17,161,454 expenditures)
<b>2018</b>	<b>\$3,277,215</b> (FFY 2016-17 \$14,471,950 expenditures)
<b>2017</b>	<b>\$3,433,680</b> (FFY 2015-16 \$13,177,097 expenditures)
<b>2016</b>	<b>\$3,914,190</b> (FFY 2014-15 \$13,328,120 expenditures)

## Crime Victim Compensation Federal (VOCA) CVC Funds OVP Application and Award Process

---

The application and award process for federal CVC grant funds is non-competitive for local judicial districts seeking supplemental monies. The request to apply for federal CVC grant funds begins by the CVC Administrator at the local judicial district level contacting the OVP. A local judicial district may contact the OVP at any time to make inquiry regarding the availability of, and to initiate the application process for, federal CVC grant funds.

This generally happens when a local judicial district CVC program fund balance has decreased based upon the difference between the dollar amount of compensation funds being collected and the dollar amount of compensation funds being expended over a period of time. This may also happen when a local judicial district experiences an incident of mass violence resulting in the need for compensation assistance that exceeds, or will exceed, available CVC funds.

OVP has put in place steps that ensure fair and equitable access for all judicial district CVC programs to apply for, and receive, federal CVC grant funds. Federal CVC grant funds are considered and approved for a local judicial district CVC program utilizing the following information:

1. The CVC program's actual fund balance at the end of a reporting quarter; and
2. The CVC program's actual total revenue and expenditures for previous federal fiscal years.

These steps are followed for both the initial determination of a federal CVC grant fund award as well as requests for continued funding of a current award. The OVP moves forward applications for supplemental federal CVC grant funds when a local judicial district CVC program's revenue, and actual fund balance, is falling below the anticipated need for CVC assistance.

OVP approves allocation of federal CVC grant funds for local judicial district applicants in an amount that will bring the district to their TFB (and not above) and is consistent with the difference documented between state revenue and CVC program expenditures reflected in the FFY Chart.

## Federal Funds Sub-Granted to Colorado CVC Programs by Judicial District FFY 2020

---

### Federal CVC Grant Funds Disbursed

Judicial District	FFY 2020
1st	\$361,126
2nd	\$510,000
17th	\$430,692
18th	\$350,000

The dollar amount sub-granted to a local judicial district during a FFY may not equal the total of federal grant fund expenditures spent in the FFY. Federal VOCA CVC grant funds may be carried over into the next fiscal year.

Federal grant funds may also be considered for short-term and/or emergency stabilization of CVC funds in a local judicial district, such as a mass violence incident or significant decrease in collections. Antiterrorism and Emergency Assistance Program (AEAP) federal grant funds may be applied for from the Department of Justice Office for Victims of Crime to supplement available resources and services to communities responding to terrorist attacks and mass violence. More information about AEAP grant funds can be obtained on the OVC website at

<https://ovc.ojp.gov/program/antiterrorism-and-emergency-assistance-program-aeap/overview>

## Colorado Crime Victim Compensation CVC Fund Expenditures Overview

---

Pursuant to statute, CVC funds may be approved up to \$30,000 for out-of-pocket expenses not covered by a victim's insurance or other collateral sources. Revenue restrictions limit the ability of CVC programs to pay the statutory maximum for the majority of claims received.



The total of CVC funds paid statewide in FFY20 equates to an **average FFY CVC claim payment of \$1,777 per crime victim paid from local court surcharges**. These funds allocated to the recovery of victims can be **compared to the average annual FY expense of \$26,254 per inmate appropriated from Colorado general funds** for medical expenses, mental health treatment, residential care in the care of Colorado Department of Corrections (SOURCE: Joint Budget Committee Staff Budget Briefing FY 20-21 Department of Corrections (DOC) prepared by DOC Staff 12/02/19).

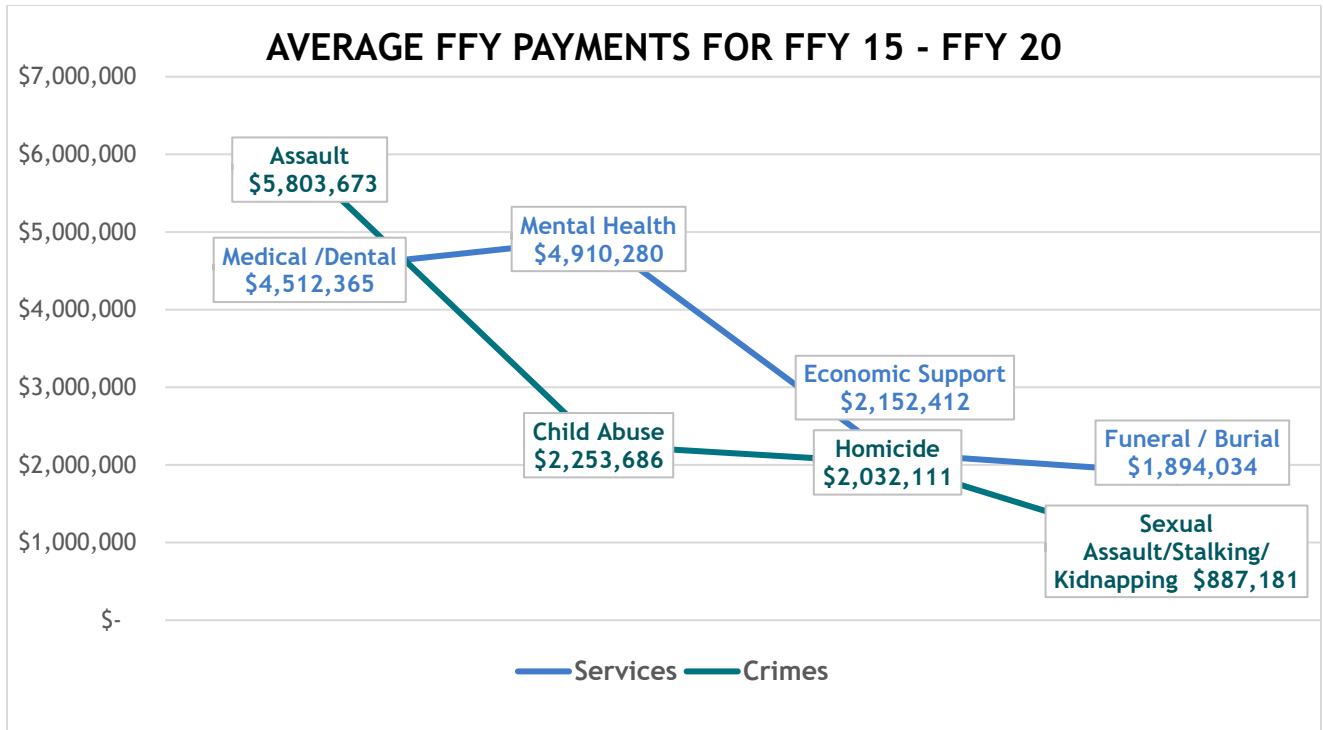


Figure 6 FFY Average CVC Funds Paid for Top Four Compensable Crime and Service Categories

The following two pages provide a summary of funds paid by CVC programs during FFY 2020 by all compensable crime category and service types. Individual judicial district CVC program activity for FFY 2020 can be found in the appendix. For questions regarding individual CVC program activity, you may wish to contact the CVC Program administrator for the judicial district.

## Compensable Crime Category

### Colorado Statewide Total Payments for October 1, 2019 to September 30, 2020

Figure 7 shows that payments related to assault accounted for 41.7% of all payments. Homicide accounted for 18.5%, child abuse accounted for 17.5%, and other vehicular crimes accounted for 10.1%. All other payment categories were less than 5%.

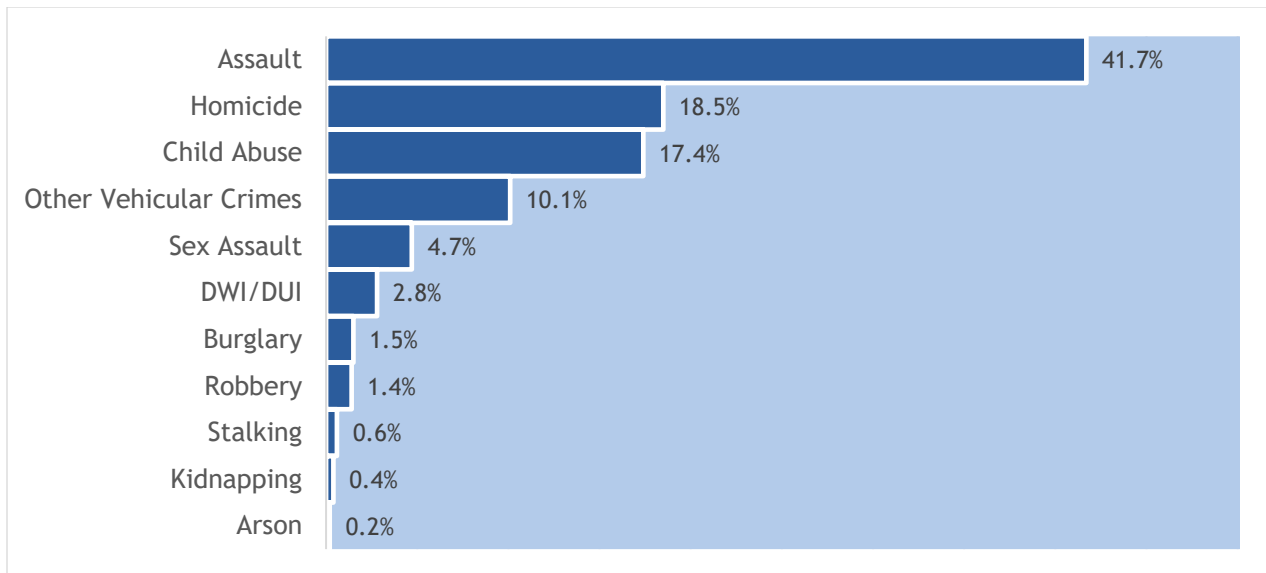


Figure 7 Colorado Statewide Total Payments FFY 2020 by Compensable Crime Percentages

Figure 8 below shows the number of CVC claims paid and the amount of CVC funds expended in each compensable crime category.

CVC CLAIMS PAID CRIME CATEGORIES	NUMBER OF CVC CLAIMS PAID	NUMBER OF DV CLAIMS (OF TOTAL CLAIMS PAID)	CVC FUNDS EXPENDED BY CRIME CATEGORY (\$)
Arson	12	3	25,651
Assault	2,391	1,356	4,613,448
Burglary	204	59	169,277
Child Abuse	1,754	245	1,924,433
Human Trafficking	4		3,582
Homicide	834	57	2,044,006
DWI / DUI	69		306,708
Other Vehicular Crimes	292		1,116,917
Kidnapping	25	6	41,802
Sexual Assault	390	53	520,275
Stalking	75	41	71,552
Robbery	90	6	150,511
Other: Protection Order Violations	71	58	70,818
<b>TOTAL COLORADO CVC ASSISTANCE</b>	<b>6,211 CLAIMS</b>	<b>1,884 DV RELATED</b>	<b>\$11,058,981</b>

Figure 8 Colorado Statewide Total Payments FFY 2020 by Compensable Crime Claim Numbers

## Compensable Service Type

### Colorado Statewide Total Payments for October 1, 2019 to September 30, 2020

Figure 9 shows that payments related to medical/dental accounted for one third of the total compensable service types and mental health claims accounted for another third. Payments for funeral/burial was 16% and economic support was 13%. All other payment categories were less than 2%.

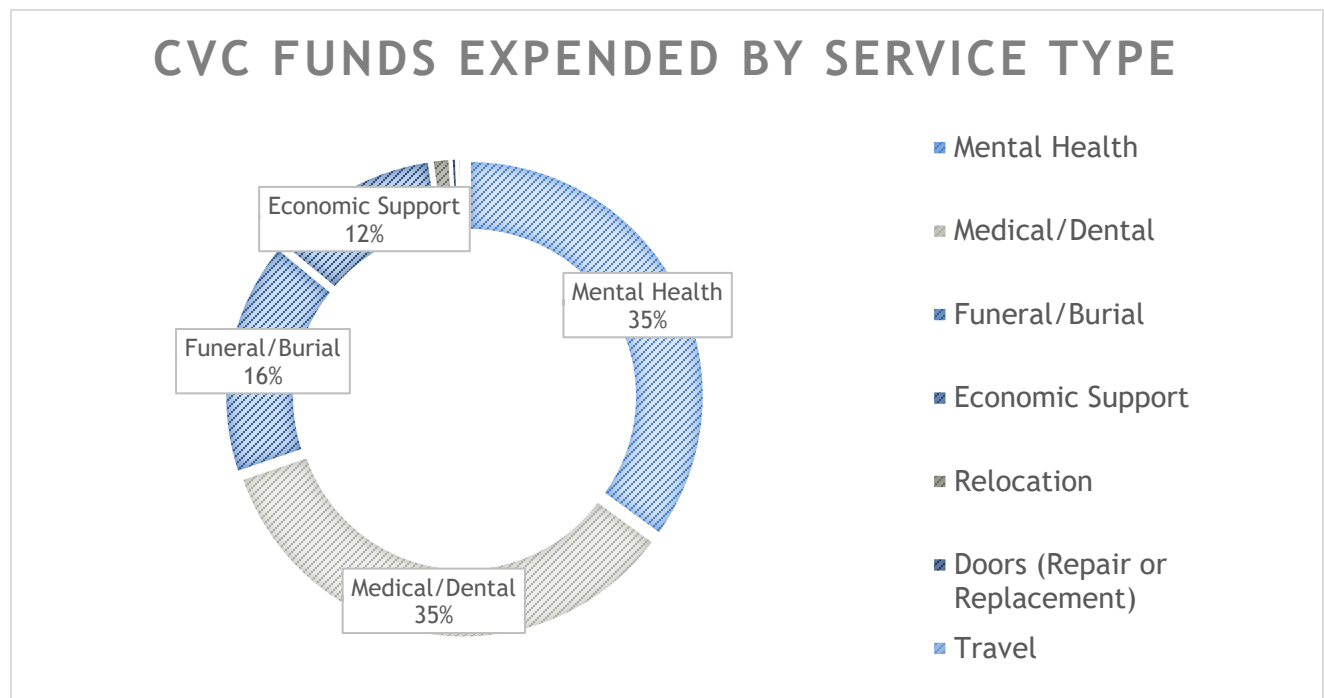


Figure 10 Colorado Statewide Total Payments FFY 2020 by Compensable Service Types

CVC Claims Paid by Types of Services	CVC Funds Expended by Service Type (\$)
MEDICAL/DENTAL	3,789,969
MENTAL HEALTH	3,822,145
ECONOMIC SUPPORT	1,287,315
FUNERAL/BURIAL	1,766,387
CRIME SCENE CLEAN UP	10,933
RELOCATION	10,410
TRAVEL	32,670
SECURITY DEVICES (INCLUDES WINDOWS, LOCKS)	11,505
DOORS (REPAIR OR REPLACEMENT)	47,647
<b>TOTAL COLORADO CVC FUNDS EXPENDED</b>	<b>\$ 11,058,981</b>

Figure 9 Colorado Statewide Total Payments FFY 2020 by Compensable Service Types

# Colorado Crime Victim Compensation Program Information

---

Additional information about Colorado's Crime Victim Compensation Program structure and services is available on the Division of Criminal Justice, Office for Victims Program's website at:

[dcj.colorado.gov/crime-victim-compensation](http://dcj.colorado.gov/crime-victim-compensation)

General questions about the CVC Program resources and referrals may also be directed to:

The Division of Criminal Justice  
Office for Victims Programs  
700 Kipling Street, Suite 1000  
Denver, CO 80215

303-239-4493 or toll free within Colorado at 1-888-282-1080

# Colorado Crime Victim Compensation

Individual Judicial District  
CVC Program Annual Reports  
Federal Fiscal Year 2020



# 1<sup>st</sup> Judicial District Gilpin and Jefferson Counties

[jeffco.us/2217/Crime-Victim-Compensation-Program](http://jeffco.us/2217/Crime-Victim-Compensation-Program)

Program Administrator: Valarie Van Kam  
Office of the District Attorney  
500 Jefferson County Parkway  
Golden, CO 80401-6020  
[vvankam@jeffco.us](mailto:vvankam@jeffco.us) (303) 271-6746

## FFY 2020 CVC Claims Paid & CVC Funds Expended

CRIME CATEGORY	TOTAL CVC CLAIMS PAID	NUMBER OF DV CLAIMS	CVC FUNDS EXPENDED (\$)
Arson	2	0	\$3,455
Assault	336	231	\$554,201
Burglary	54	28	\$35,187
Child Abuse	337	Not Reported	\$343,023
Homicide	49	8	\$122,961
Human Trafficking	0	Not Reported	\$0
DWI/DUI	10	Not Reported	\$23,687
Other Vehicular Crime	13	Not Reported	\$27,727
Kidnapping	4	1	\$3,021
Sexual Assault	56	17	\$75,998
Stalking	5	3	\$18,991
Robbery	8	0	\$1,439
Terrorism	0	Not Reported	\$0
Other	34	29	\$28,682
<b>TOTAL CLAIMS PAID</b>	<b>908</b>	<b>317</b>	<b>\$1,227,656</b>

SERVICE TYPE	CVC FUNDS EXPENDED (\$)
Medical/Dental	\$415,485
Mental Health	\$614,558
Economic Support	\$46,959
Funeral/Burial	\$98,384
Crime Scene Clean-up	\$750
Relocation	\$0
Travel	\$0
Security	\$45,867
Doors	\$5,655
<b>TOTAL 1<sup>st</sup> JD CVC PROGRAM FUNDS PAID</b>	<b>\$1,227,656</b>
<b>TOTAL 1<sup>st</sup> JD CVC PROGRAM STATE COLLECTIONS</b>	<b>\$876,589</b>
<i>Amount collected 29% less than amount paid</i>	
<b>TOTAL 1<sup>st</sup> JD FEDERAL CVC GRANT FUNDS RECEIVED</b>	<b>\$361,126</b>

## 2<sup>nd</sup> Judicial District Denver County

[VictimComp@denverda.org](mailto:VictimComp@denverda.org)

Program Administrator: Latoya Thorne  
Office of the District Attorney  
201 W. Colfax, Dept. 801  
Denver, CO 80202  
latoya.thorne@denverda.org (720) 913-9253

### FFY 2020 CVC Claims Paid & CVC Funds Expended

CRIME CATEGORY	TOTAL CVC CLAIMS PAID	NUMBER OF DV CLAIMS	CVC FUNDS EXPENDED (\$)
Arson	5	2	\$18,372
Assault	302	86	\$771,070
Burglary	27	4	\$23,439
Child Abuse	103	Not Reported	\$116,720
Homicide	106	4	\$496,470
Human Trafficking	0	Not Reported	\$0
DWI/DUI	12	Not Reported	\$29,115
Other Vehicular Crime	47	Not Reported	\$182,140
Kidnapping	3	1	\$7,889
Sexual Assault	61	3	\$86,376
Stalking	14	2	\$11,846
Robbery	22	2	\$40,932
Terrorism	0	Not Reported	\$0
Other	3	3	\$2,460
<b>TOTAL CLAIMS PAID</b>	<b>705</b>	<b>107</b>	<b>\$1,790,742</b>

SERVICE TYPE	CVC FUNDS EXPENDED (\$)
Medical/Dental	\$702,174
Mental Health	\$300,723
Economic Support	\$318,042
Funeral/Burial	\$456,453
Crime Scene Clean-up	\$885
Relocation	\$0
Travel	\$0
Security	\$8,241
Doors	\$4,224
<b>TOTAL 2<sup>nd</sup> JD CVC PROGRAM FUNDS PAID</b>	<b>\$1,790,742</b>
<b>TOTAL 2<sup>nd</sup> JD CVC PROGRAM STATE COLLECTIONS</b>	<b>\$825,754</b>
<i>Amount collected 54% less than amount paid</i>	
<b>TOTAL 2<sup>nd</sup> JD FEDERAL CVC GRANT FUNDS RECEIVED</b>	<b>\$510,000</b>

## 3<sup>rd</sup> Judicial District Huerfano and Las Animas Counties

Program Administrator: Bobbie Marcus  
Office of the District Attorney  
323 Main Street  
Walsenburg, Co 81089  
[bmarcus@3rdjudicial.org](mailto:bmarcus@3rdjudicial.org) (719) 738-1510

### FFY 2020 CVC Claims Paid & CVC Funds Expended

CRIME CATEGORY	TOTAL CVC CLAIMS PAID	NUMBER OF DV CLAIMS	CVC FUNDS EXPENDED (\$)
Arson	0	0	\$0
Assault	12	6	\$66,180
Burglary	0	0	\$0
Child Abuse	0	Not Reported	\$0
Homicide	0	0	\$0
Human Trafficking	0	Not Reported	\$0
DWI/DUI	0	Not Reported	\$0
Other Vehicular Crime	1	Not Reported	\$150
Kidnapping	0	0	\$0
Sexual Assault	0	0	\$0
Stalking	0	0	\$0
Robbery	0	0	\$0
Terrorism	0	Not Reported	\$0
Other	0	0	\$0
<b>TOTAL CLAIMS PAID</b>	<b>13</b>	<b>6</b>	<b>\$66,330</b>

SERVICE TYPE	CVC FUNDS EXPENDED (\$)
Medical/Dental	\$33,940
Mental Health	\$3,360
Economic Support	\$8,000
Funeral/Burial	\$9,902
Crime Scene Clean-up	\$0
Relocation	\$0
Travel	\$1,969
Security	\$1,866
Doors	\$0
<b>TOTAL 3<sup>rd</sup> JD CVC PROGRAM FUNDS PAID</b>	<b>\$66,330</b>
<b>TOTAL 3<sup>rd</sup> JD CVC PROGRAM STATE COLLECTIONS</b>	<b>\$45,393</b>
<i>Amount collected 32% less than amount paid</i>	
<b>TOTAL 3<sup>rd</sup> JD CVC FEDERAL GRANT FUNDS RECEIVED</b>	<b>N/A</b>

# 4<sup>th</sup> Judicial District El Paso and Teller Counties

[4thjudicialda.com/victimwitness3.aspx](http://4thjudicialda.com/victimwitness3.aspx)

Program Administrator: Amber Holland  
 Office of the District Attorney  
 105 East Vermijo, Suite 111  
 Colorado Springs, CO 80903  
[amberholland@elpasoco.com](mailto:amberholland@elpasoco.com) (719) 520-6915

## FFY 2020 CVC Claims Paid & CVC Funds Expended

CRIME CATEGORY	TOTAL CVC CLAIMS PAID	NUMBER OF DV CLAIMS	CVC FUNDS EXPENDED (\$)
Arson	1	0	\$263
Assault	248	96	\$647,486
Burglary	21	2	\$19,121
Child Abuse	173	Not Reported	\$193,356
Homicide	71	0	\$209,809
Human Trafficking	1	Not Reported	\$300
DWI/DUI	4	Not Reported	\$7,803
Other Vehicular Crime	37	Not Reported	\$171,117
Kidnapping	2	0	\$1,613
Sexual Assault	41	3	\$47,755
Stalking	6	4	\$4,775
Robbery	28	0	\$39,504
Terrorism	0	Not Reported	\$0
Other	7	7	\$6,978
<b>TOTAL CLAIMS PAID</b>	<b>640</b>	<b>118</b>	<b>\$1,349,880</b>

SERVICE TYPE	CVC FUNDS EXPENDED (\$)
Medical/Dental	\$657,283
Mental Health	\$355,390
Economic Support	\$91,359
Funeral/Burial	\$214,416
Crime Scene Clean-up	\$3,000
Relocation	\$0
Travel	\$3,463
Security	\$18,544
Doors	\$6,424
<b>TOTAL 4<sup>th</sup> JD CVC PROGRAM FUNDS PAID</b>	<b>\$1,349,880</b>
<b>TOTAL 4<sup>th</sup> JD CVC PROGRAM STATE COLLECTIONS</b>	<b>\$1,082,326</b>
<i>Amount collected 19% less than amount paid</i>	
<b>TOTAL 4<sup>th</sup> JD CVC FEDERAL GRANT FUNDS RECEIVED</b>	<b>N/A</b>

## 5<sup>th</sup> Judicial District

### Clear Creek, Eagle, Lake and Summit Counties

Program Administrator: Wendi Rowles  
 Office of the District Attorney  
 P.O. Box 295  
 Eagle, CO 81631  
[wrowles@da5.us](mailto:wrowles@da5.us) (970) 390-0150

#### FFY 2020 CVC Claims Paid & CVC Funds Expended

CRIME CATEGORY	TOTAL CVC CLAIMS PAID	NUMBER OF DV CLAIMS	CVC FUNDS EXPENDED (\$)
Arson	0	0	\$0
Assault	70	57	\$147,295
Burglary	2	0	\$796
Child Abuse	39	Not Reported	\$32,665
Homicide	7	0	\$19,319
Human Trafficking	0	Not Reported	\$0
DWI/DUI	0	Not Reported	\$0
Other Vehicular Crime	9	Not Reported	\$11,338
Kidnapping	0	0	\$0
Sexual Assault	12	2	\$10,184
Stalking	5	4	\$3,863
Robbery	0	0	\$0
Terrorism	0	Not Reported	\$0
Other	2	2	\$2,463
<b>TOTAL CLAIMS PAID</b>	<b>146</b>	<b>65</b>	<b>\$ 227,921</b>

SERVICE TYPE	CVC FUNDS EXPENDED (\$)
Medical/Dental	\$85,210
Mental Health	\$82,806
Economic Support	\$40,045
Funeral/Burial	\$12,291
Crime Scene Clean-up	\$0
Relocation	\$174
Travel	\$3,593
Security	\$3,802
Doors	\$0
<b>TOTAL 5<sup>th</sup> JD CVC PROGRAM FUNDS PAID</b>	<b>\$ 227,921</b>
<b>TOTAL 5<sup>th</sup> JD CVC PROGRAM STATE COLLECTIONS</b>	<b>\$ 244,538</b>
<b>TOTAL 5<sup>th</sup> JD CVC FEDERAL GRANT FUNDS RECEIVED</b>	<b>N/A</b>



## 6<sup>th</sup> Judicial District Archuleta, La Plata and San Juan Counties

Assistant Program Administrator: Carol Little

Office of the District Attorney

P.O. Drawer 3455

Durango, CO 81302

[carol.little@co.laplata.co.us](mailto:carol.little@co.laplata.co.us)

(970) 382-6339

### FFY 2020 CVC Claims Paid & CVC Funds Expended

CRIME CATEGORY	TOTAL CVC CLAIMS PAID	NUMBER OF DV CLAIMS	CVC FUNDS EXPENDED (\$)
Arson	0	0	\$0
Assault	23	9	\$34,407
Burglary	0	0	\$0
Child Abuse	11	Not Reported	\$9,459
Homicide	5	4	\$7,914
Human Trafficking	0	Not Reported	\$0
DWI/DUI	0	Not Reported	\$9,064
Other Vehicular Crime	10	Not Reported	\$26,646
Kidnapping	0	0	\$0
Sexual Assault	2	0	\$4,546
Stalking	0	0	\$1,530
Robbery	0	0	\$0
Terrorism	0	Not Reported	\$0
Other	0	0	\$0
<b>TOTAL CLAIMS PAID</b>	<b>51</b>	<b>13</b>	<b>\$82,971</b>

SERVICE TYPE	CVC FUNDS EXPENDED (\$)
Medical/Dental	\$22,513
Mental Health	\$31,780
Economic Support	\$2,157
Funeral/Burial	\$14,952
Crime Scene Clean-up	\$0
Relocation	\$130
Travel	\$1,058
Security	\$100
Doors	\$2,000
<b>TOTAL 6<sup>th</sup> JD CVC PROGRAM FUNDS PAID</b>	<b>\$82,971</b>
<b>TOTAL 6<sup>th</sup> JD CVC PROGRAM STATE COLLECTIONS</b>	<b>\$117,123</b>
<b>TOTAL 6<sup>th</sup> JD CVC FEDERAL GRANT FUNDS RECEIVED</b>	<b>N/A</b>

# 7th Judicial District

## Delta, Gunnison, Hinsdale, Montrose, Ouray and San Miguel Counties

[co7da.org/victim-services/victim-compensation/](http://co7da.org/victim-services/victim-compensation/)

Program Administrator: Eleasha Cervantes  
 Office of the District Attorney  
 1200 N. Grand Ave., #D  
 Montrose, CO 81401  
[eleasha.cervantes@co7da.org](mailto:eleasha.cervantes@co7da.org) (970) 252-4266

### FFY 2020 CVC Claims Paid & CVC Funds Expended

CRIME CATEGORY	TOTAL CVC CLAIMS PAID	NUMBER OF DV CLAIMS	CVC FUNDS EXPENDED (\$)
Arson	0	0	\$0
Assault	44	24	\$105,539
Burglary	0	0	\$0
Child Abuse	18	Not Reported	\$44,049
Homicide	14	0	\$25,460
Human Trafficking	0	Not Reported	\$0
DWI/DUI	0	Not Reported	\$0
Other Vehicular Crime	6	Not Reported	\$35,089
Kidnapping	0	0	\$0
Sexual Assault	4	0	\$5,273
Stalking	3	1	\$960
Robbery	0	0	\$0
Terrorism	0	0	\$0
Other	0	0	\$0
<b>TOTAL CLAIMS PAID</b>	<b>89</b>	<b>25</b>	<b>\$219,369</b>

SERVICE TYPE	CVC FUNDS EXPENDED (\$)
Medical/Dental	\$50,420
Mental Health	\$42,531
Economic Support	\$88,261
Funeral/Burial	\$33,268
Crime Scene Clean-up	\$0
Relocation	\$0
Travel	\$3,972
Security	\$918
Doors	\$0
<b>TOTAL 7<sup>th</sup> JD CVC PROGRAM FUNDS PAID</b>	<b>\$219,369</b>
<b>TOTAL 7<sup>th</sup> JD CVC PROGRAM STATE COLLECTIONS</b>	<b>\$166,076</b>
<i>Amount collected 24% less than amount paid</i>	
<b>TOTAL 7<sup>th</sup> JD CVC FEDERAL GRANT FUNDS RECEIVED</b>	<b>N/A</b>

# 8<sup>th</sup> Judicial District Jackson and Larimer Counties

[larimer.org/da/vicwit/compensation](http://larimer.org/da/vicwit/compensation)

Program Administrator: Candace Smith  
Office of the District Attorney  
201 La Porte Ave., Suite 200  
Fort Collins, CO 80521-2763  
[smithcr@co.larimer.co.us](mailto:smithcr@co.larimer.co.us) (970) 498-7290

## FFY 2020 CVC Claims Paid & CVC Funds Expended

CRIME CATEGORY	TOTAL CVC CLAIMS PAID	NUMBER OF DV CLAIMS	CVC FUNDS EXPENDED (\$)
Arson	0	0	\$0
Assault	123	75	\$150,875
Burglary	11	5	\$11,680
Child Abuse	150	Not Reported	\$167,043
Homicide	14	0	\$51,387
Human Trafficking	0	Not Reported	\$0
DWI/DUI	12	Not Reported	\$66,208
Other Vehicular Crime	20	Not Reported	\$93,022
Kidnapping	1	0	\$6,584
Sexual Assault	55	7	\$70,987
Stalking	5	4	\$4,584
Robbery	1	0	\$3,210
Terrorism	0	Not Reported	\$0
Other	3	3	\$4,700
<b>TOTAL CLAIMS PAID</b>	<b>395</b>	<b>94</b>	<b>\$630,280</b>

SERVICE TYPE	CVC FUNDS EXPENDED (\$)
Medical/Dental	\$176,884
Mental Health	\$216,742
Economic Support	\$119,077
Funeral/Burial	\$61,232
Crime Scene Clean-up	\$0
Relocation	\$44,338
Travel	\$0
Security	\$12,009
Doors	\$0
<b>TOTAL 8<sup>th</sup> JD CVC PROGRAM FUNDS PAID</b>	<b>\$630,280</b>
<b>TOTAL 8<sup>th</sup> JD CVC PROGRAM STATE COLLECTIONS</b>	<b>\$638,065</b>
<b>TOTAL 8<sup>th</sup> JD CVC FEDERAL GRANT FUNDS RECEIVED</b>	<b>N/A</b>

# 9<sup>th</sup> Judicial District

## Garfield, Pitkin and Rio Blanco Counties

[9daco.org/victimcompensation.html](http://9daco.org/victimcompensation.html)

Program Administrator: Steve Aurand  
 Office of the District Attorney  
 109 8<sup>th</sup> Street, Suite 308  
 Glenwood Springs, CO 81601  
[saurand@9daco.org](mailto:saurand@9daco.org) (970) 384-3517

### FFY 2020 CVC Claims Paid & CVC Funds Expended

CRIME CATEGORY	TOTAL CVC CLAIMS PAID	NUMBER OF DV CLAIMS	CVC FUNDS EXPENDED (\$)
Arson	0	0	\$0
Assault	62	45	\$94,304
Burglary	1	0	\$273
Child Abuse	48	Not Reported	\$42,009
Homicide	3	1	\$5,216
Human Trafficking	0	Not Reported	\$0
DWI/DUI	0	Not Reported	\$0
Other Vehicular Crime	13	Not Reported	\$30,708
Kidnapping	2	0	\$1,850
Sexual Assault	14	3	\$12,888
Stalking	15	11	\$26,336
Robbery	0	0	\$0
Terrorism	0		\$0
Other	2	2	\$2,370
<b>TOTAL CLAIMS PAID</b>	<b>158</b>	<b>62</b>	<b>\$213,584</b>

SERVICE TYPE	CVC FUNDS EXPENDED (\$)
Medical/Dental	\$38,816
Mental Health	\$127,989
Economic Support	\$18,767
Funeral/Burial	\$26,137
Crime Scene Clean-up	\$0
Relocation	\$0
Travel	\$0
Security	\$725
Doors	\$1,150
<b>TOTAL 9<sup>th</sup> JD CVC PROGRAM FUNDS PAID</b>	<b>\$213,584</b>
<b>TOTAL 9<sup>th</sup> JD CVC PROGRAM STATE COLLECTIONS</b>	<b>\$221,118</b>
<b>TOTAL 9<sup>th</sup> JD CVC FEDERAL GRANT FUNDS RECEIVED</b>	<b>N/A</b>

# 10<sup>th</sup> Judicial District Pueblo County

[county.pueblo.org/government/county/department/county-district-attorney/victim-compensation](http://county.pueblo.org/government/county/department/county-district-attorney/victim-compensation)

Program Administrator: Florence Hunt  
Office of the District Attorney  
701 Court Street  
Pueblo, CO 81003  
[hunt@co.pueblo.co.us](mailto:hunt@co.pueblo.co.us) (719) 583-6092

## FFY 2020 CVC Claims Paid & CVC Funds Expended

CRIME CATEGORY	TOTAL CVC CLAIMS PAID	NUMBER OF DV CLAIMS	CVC FUNDS EXPENDED (\$)
Arson	1	1	\$900
Assault	36	23	\$92,819
Burglary	7	0	\$7,051
Child Abuse	9	Not Reported	\$9,964
Homicide	12	2	\$54,340
Human Trafficking	0	Not Reported	\$0
DWI/DUI	2	Not Reported	\$10,756
Other Vehicular Crime	11	Not Reported	\$32,383
Kidnapping	0	0	\$0
Sexual Assault	5	1	\$4,318
Stalking	0	0	\$0
Robbery	0	0	\$0
Terrorism	0	Not Reported	\$0
Other	0	0	\$0
<b>TOTAL CLAIMS PAID</b>	<b>83</b>	<b>27</b>	<b>\$212,531</b>

SERVICE TYPE	CVC FUNDS EXPENDED (\$)
Medical/Dental	\$86,248
Mental Health	\$35,365
Economic Support	\$19,273
Funeral/Burial	\$65,187
Crime Scene Clean-up	\$0
Relocation	\$0
Travel	\$0
Security	\$6,458
Doors	\$0
<b>TOTAL 10<sup>th</sup> JD CVC PROGRAM FUNDS PAID</b>	<b>\$212,531</b>
<b>TOTAL 10<sup>th</sup> JD CVC PROGRAM STATE COLLECTIONS</b>	<b>\$269,178</b>
<b>TOTAL 10<sup>th</sup> JD CVC FEDERAL GRANT FUNDS RECEIVED</b>	<b>N/A</b>

# 11<sup>th</sup> Judicial District

## Chaffee, Custer, Fremont and Park Counties

[da11thjd.or/victim\\_assistance](http://da11thjd.or/victim_assistance)

Program Administrator: Lana Evans  
 Office of the District Attorney  
 136 Justice Center Road, Room 203  
 Canon City, CO 81212  
[Levans@da11thjd.org](mailto:Levans@da11thjd.org) (719) 269-0170

### FFY 2020 CVC Claims Paid & CVC Funds Expended

CRIME CATEGORY	TOTAL CVC CLAIMS PAID	NUMBER OF DV CLAIMS	CVC FUNDS EXPENDED (\$)
Arson	0	0	\$0
Assault	38	28	\$60,597
Burglary	0	0	\$0
Child Abuse	11	Not Reported	\$13,067
Homicide	16	1	\$19,316
Human Trafficking	0	Not Reported	\$0
DWI/DUI	2	Not Reported	\$12,624
Other Vehicular Crime	4	Not Reported	\$17,666
Kidnapping	0	0	\$0
Sexual Assault	1	0	\$160
Stalking	1	1	\$400
Robbery	0	0	\$0
Terrorism	0	Not Reported	\$0
Other	0	0	\$0
<b>TOTAL CLAIMS PAID</b>	<b>73</b>	<b>30</b>	<b>\$123,829</b>

SERVICE TYPE	CVC FUNDS EXPENDED (\$)
Medical/Dental	\$29,466
Mental Health	\$23,756
Economic Support	\$47,153
Funeral/Burial	\$20,092
Crime Scene Clean-up	\$0
Relocation	\$460
Travel	\$1,602
Security	\$1,300
Doors	\$0
<b>TOTAL 11<sup>th</sup> JD CVC PROGRAM FUNDS PAID</b>	<b>\$123,829</b>
<b>TOTAL 11<sup>th</sup> JD CVC PROGRAM STATE COLLECTIONS</b>	<b>\$147,196</b>
<b>TOTAL 11<sup>th</sup> JD CVC FEDERAL GRANT FUNDS RECEIVED</b>	<b>N/A</b>

# 12<sup>th</sup> Judicial District

## Alamosa, Conejos, Costilla, Mineral, Rio Grande and Saguache Counties

[coloda12jd.com/products.html](http://coloda12jd.com/products.html)

Program Administrator: Tammy Rogers  
 Office of the District Attorney  
 426 San Juan Ave.  
 Alamosa, CO 81101  
[tmrogers@da12.state.co.us](mailto:tmrogers@da12.state.co.us) (719) 589-3691

### FFY 2020 CVC Claims Paid & CVC Funds Expended

CRIME CATEGORY	TOTAL CVC CLAIMS PAID	NUMBER OF DV CLAIMS	CVC FUNDS EXPENDED (\$)
Arson	0	0	\$0
Assault	16	7	\$59,687
Burglary	4	0	\$3,374
Child Abuse	10	Not Reported	\$4,160
Homicide	5	1	\$25,956
Human Trafficking	0	Not Reported	\$0
DWI/DUI	2	Not Reported	\$17,268
Other Vehicular Crime	7	Not Reported	\$17,390
Kidnapping	0	0	\$0
Sexual Assault	1	0	\$820
Stalking	0	0	\$0
Robbery	0	0	\$0
Other	1	0	\$0
<b>TOTAL CLAIMS PAID</b>	<b>46</b>	<b>8</b>	<b>\$130,956</b>

SERVICE TYPE	CVC FUNDS EXPENDED (\$)
Medical/Dental	\$86,426
Mental Health	\$10,320
Economic Support	\$11,111
Funeral/Burial	\$19,180
Crime Scene Clean-up	\$0
Relocation	\$0
Travel	\$600
Security	\$2,663
Doors	\$655
<b>TOTAL 12<sup>th</sup> JD CVC PROGRAM FUNDS PAID</b>	<b>\$130,956</b>
<b>TOTAL 12<sup>th</sup> JD CVC PROGRAM STATE COLLECTIONS</b>	<b>\$122,545</b>
Amount collected 6% less than amount paid	
<b>TOTAL 12<sup>th</sup> JD CVC FEDERAL GRANT FUNDS RECEIVED</b>	<b>N/A</b>



# 13<sup>th</sup> Judicial District

## Kit Carson, Logan, Morgan, Phillips, Sedgwick, Washington and Yuma Counties

[13thda.com/victims-rights-and-advocates/victim-compensation](http://13thda.com/victims-rights-and-advocates/victim-compensation)

Program Administrator: Jill Olsen  
 Office of the District Attorney  
 400 Warner Street  
 Fort Morgan, CO 80701  
[jolsen@13thda.com](mailto:jolsen@13thda.com) (970) 542-3420

### FFY 2020 CVC Claims Paid & CVC Funds Expended

CRIME CATEGORY	TOTAL CVC CLAIMS PAID	NUMBER OF DV CLAIMS	CVC FUNDS EXPENDED (\$)
Arson	0	0	\$0
Assault	45	27	\$52,670
Burglary	0	0	\$0
Child Abuse	36		\$25,643
Homicide	17	5	\$33,369
Human Trafficking	0		\$0
DWI/DUI	0		\$0
Other Vehicular Crime	8		\$17,150
Kidnapping	0	0	\$0
Sexual Assault	5	1	\$4,025
Stalking	0	0	\$0
Robbery	0	0	\$0
Other	0	0	\$0
<b>TOTAL CLAIMS PAID</b>	<b>111</b>	<b>33</b>	<b>\$132,858</b>

SERVICE TYPE	CVC FUNDS EXPENDED (\$)
Medical/Dental	\$29,706
Mental Health	\$32,452
Economic Support	\$24,484
Funeral/Burial	\$42,215
Crime Scene Clean-up	\$0
Relocation	\$0
Travel	\$0
Security	\$0
Doors	\$0
<b>TOTAL 13<sup>th</sup> JD CVC PROGRAM FUNDS PAID</b>	<b>\$132,858</b>
<b>TOTAL 13<sup>th</sup> JD CVC PROGRAM STATE COLLECTIONS</b>	<b>\$236,623</b>
<b>TOTAL 13<sup>th</sup> JD CVC FEDERAL GRANT FUNDS RECEIVED</b>	<b>N/A</b>

# 14<sup>th</sup> Judicial District

## Grand, Moffat and Routt Counties

[colorado.gov/pacific/14thjudicialda/victim-compensation-1](http://colorado.gov/pacific/14thjudicialda/victim-compensation-1)

Program Administrator: Donna Zulian  
 Office of the District Attorney  
 221 W. Victory Way, Ste. 302  
 Craig, CO 81625  
[dzulian@14da.org](mailto:dzulian@14da.org) (970) 824-9143

### FFY 2020 CVC Claims Paid & CVC Funds Expended

CRIME CATEGORY	TOTAL CVC CLAIMS PAID	NUMBER OF DV CLAIMS	CVC FUNDS EXPENDED (\$)
Arson	0	0	\$0
Assault	25	14	\$56,160
Burglary	0	0	\$0
Child Abuse	11	Not Reported	\$16,189
Homicide	1	0	\$5,087
Human Trafficking	0	Not Reported	\$0
DWI/DUI	0	Not Reported	\$0
Other Vehicular Crime	4	Not Reported	\$33,648
Kidnapping	0	0	\$0
Sexual Assault	1	1	\$720
Stalking	1	1	\$850
Robbery	0	0	\$0
Terrorism	0	Not Reported	\$0
Other	0	0	\$0
<b>TOTAL CLAIMS PAID</b>	<b>43</b>	<b>16</b>	<b>\$114,654</b>

SERVICE TYPE	CVC FUNDS EXPENDED (\$)
Medical/Dental	\$39,152
Mental Health	\$31,278
Economic Support	\$23,623
Funeral/Burial	\$15,123
Crime Scene Clean-up	\$0
Relocation	\$899
Travel	\$4,130
Security	\$449
Doors	\$0
<b>TOTAL 14<sup>th</sup> JD CVC PROGRAM FUNDS PAID</b>	<b>\$114,654</b>
<b>TOTAL 14<sup>th</sup> JD CVC PROGRAM STATE COLLECTIONS</b>	<b>\$118,849</b>
<b>TOTAL 14<sup>th</sup> JD CVC FEDERAL GRANT FUNDS RECEIVED</b>	<b>N/A</b>

# 15<sup>th</sup> Judicial District

## Baca, Cheyenne, Kiowa and Prowers Counties

Program Administrator: Tammy Williams  
 Office of the District Attorney  
 110 E. Oak Street  
 Lamar, CO 81052  
[tammy.williams@southeastcolorado.net](mailto:tammy.williams@southeastcolorado.net) (719) 336-7446

### FFY 2020 CVC Claims Paid & CVC Funds Expended

CRIME CATEGORY	TOTAL CVC CLAIMS PAID	NUMBER OF DV CLAIMS	CVC FUNDS EXPENDED (\$)
Arson	0	0	\$0
Assault	6	3	\$5,823
Burglary	0	0	\$0
Child Abuse	1	Not Reported	\$4,072
Homicide	1	0	\$5,173
Human Trafficking	0	Not Reported	\$0
DWI/DUI	0	Not Reported	\$0
Other Vehicular Crime	5	Not Reported	\$39,256
Kidnapping	0	0	\$0
Sexual Assault	2	0	\$1,002
Stalking	1	0	\$103
Robbery	0	0	\$0
Terrorism	0	Not Reported	\$0
Other	0	0	\$0
<b>TOTAL CLAIMS PAID</b>	<b>16</b>	<b>3</b>	<b>\$55,428</b>

SERVICE TYPE	CVC FUNDS EXPENDED (\$)
Medical/Dental	\$4,151
Mental Health	\$1,316
Economic Support	\$4,368
Funeral/Burial	\$42,861
Crime Scene Clean-up	\$0
Relocation	\$0
Travel	\$963
Security	\$604
Doors	\$1,164
<b>TOTAL 15<sup>th</sup> JD CVC PROGRAM FUNDS PAID</b>	<b>\$55,428</b>
<b>TOTAL 15<sup>th</sup> JD CVC PROGRAM STATE COLLECTIONS</b>	<b>\$75,536</b>
<b>TOTAL 15<sup>th</sup> JD CVC FEDERAL GRANT FUNDS RECEIVED</b>	<b>N/A</b>

# 16<sup>th</sup> Judicial District

## Bent, Crowley and Otero Counties

Program Administrator: Crystal Madrid  
 Office of the District Attorney  
 P.O. Box 928  
 La Junta, CO 81050  
[cmadrid@da16co.gov](mailto:cmadrid@da16co.gov) (719) 384-8786

### FFY 2020 CVC Claims Paid & CVC Funds Expended

CRIME CATEGORY	TOTAL CVC CLAIMS PAID	NUMBER OF DV CLAIMS	CVC FUNDS EXPENDED (\$)
Arson	0	0	\$0
Assault	9	5	\$30,939
Burglary	0	0	\$0
Child Abuse	2	Not Reported	\$4,249
Homicide	3	1	\$5,318
Human Trafficking	0	Not Reported	\$0
DWI/DUI	1	Not Reported	\$2,266
Other Vehicular Crime	4	Not Reported	\$10,112
Kidnapping	0	0	\$0
Sexual Assault	1	0	\$10,987
Stalking	1	1	\$80
Robbery	2	1	\$591
Terrorism	0	Not Reported	\$0
Other	1	1	\$1,807
<b>TOTAL CLAIMS PAID</b>	<b>25</b>	<b>9</b>	<b>\$66,349</b>

SERVICE TYPE	CVC FUNDS EXPENDED (\$)
Medical/Dental	\$18,661
Mental Health	\$5,049
Economic Support	\$23,292
Funeral/Burial	\$10,600
Crime Scene Clean-up	\$0
Relocation	\$3,101
Travel	\$3,765
Security	\$1,880
Doors	\$0
<b>TOTAL 16<sup>th</sup> JD CVC PROGRAM FUNDS PAID</b>	<b>\$66,349</b>
<b>TOTAL 16<sup>th</sup> JD CVC PROGRAM STATE COLLECTIONS</b>	<b>\$67,995</b>
<b>TOTAL 16<sup>th</sup> JD CVC FEDERAL GRANT FUNDS RECEIVED</b>	<b>N/A</b>

# 17<sup>th</sup> Judicial District Adams and Broomfield Counties

[www.crimevictimcompensation.org](http://www.crimevictimcompensation.org)

Program Administrator: Tonya Isenbart  
Office of the District Attorney  
1000 Judicial Center Drive, Ste. 100  
Brighton, CO 80601  
[tisenbart@da17.state.co.us](mailto:tisenbart@da17.state.co.us) (303) 659-5791

## FFY 2020 CVC Claims Paid & CVC Funds Expended

CRIME CATEGORY	TOTAL CVC CLAIMS PAID	NUMBER OF DV CLAIMS	CVC FUNDS EXPENDED (\$)
Arson	1	0	\$1,350
Assault	317	220	\$408,297
Burglary	42	3	\$35,586
Child Abuse	322	Not Reported	\$358,940
Homicide	72	0	\$219,027
Human Trafficking	0	Not Reported	\$0
DWI/DUI	8	Not Reported	\$43,346
Other Vehicular Crime	26	Not Reported	\$122,743
Kidnapping	1	0	\$270
Sexual Assault	39	2	\$51,621
Stalking	2	0	\$1,020
Robbery	10	0	\$24,117
Terrorism	0	Not Reported	\$0
Other	0	0	\$0
<b>TOTAL CLAIMS PAID</b>	<b>840</b>	<b>225</b>	<b>\$1,266,317</b>

SERVICE TYPE	CVC FUNDS EXPENDED (\$)
Medical/Dental	\$376,186
Mental Health	\$584,528
Economic Support	\$27,901
Funeral/Burial	\$244,723
Crime Scene Clean-up	\$1,000
Relocation	\$0
Travel	\$0
Security	\$28,238
Doors	\$3,741
<b>TOTAL 17<sup>th</sup> JD CVC PROGRAM FUNDS PAID</b>	<b>\$1,266,317</b>
<b>TOTAL 17<sup>th</sup> JD CVC PROGRAM STATE COLLECTIONS</b>	<b>\$680,585</b>
<i>Amount collected 46% less than amount paid</i>	
<b>TOTAL 17<sup>th</sup> JD CVC FEDERAL GRANT FUNDS RECEIVED</b>	<b>\$430,692</b>

# 18<sup>th</sup> Judicial District

## Arapahoe, Douglas, Elbert and Lincoln Counties

[www.da18.org/victims-services/victim-compensation/](http://www.da18.org/victims-services/victim-compensation/)

Program Administrator: Wendy Buter  
 Office of the District Attorney  
 6450 S. Revere Parkway  
 Centennial, CO 80111  
[wbuter@da18.state.co.us](mailto:wbuter@da18.state.co.us) (720) 874-8607

### FFY 2020 CVC Claims Paid & CVC Funds Expended

CRIME CATEGORY	TOTAL CVC CLAIMS PAID	NUMBER OF DV CLAIMS	CVC FUNDS EXPENDED (\$)
Arson	1	0	\$450
Assault	406	235	\$719,082
Burglary	11	0	\$8,514
Child Abuse	302	Not Reported	\$298,177
Homicide	363	2	\$501,920
Human Trafficking	1	Not Reported	\$732
DWI/DUI	10	Not Reported	\$35,138
Other Vehicular Crime	36	Not Reported	\$142,155
Kidnapping	3	0	\$2,211
Sexual Assault	44	5	\$68,381
Stalking	2	1	\$1,542
Robbery	10	0	\$7,860
Terrorism	0	Not Reported	\$0
Other	3	0	\$3,600
<b>TOTAL CLAIMS PAID</b>	<b>1,192</b>	<b>243</b>	<b>\$1,736,787</b>

SERVICE TYPE	CVC FUNDS EXPENDED (\$)
Medical/Dental	\$502,152
Mental Health	\$906,806
Economic Support	\$107,843
Funeral/Burial	\$203,906
Crime Scene Clean-up	\$3,350
Relocation	\$0
Travel	\$0
Security	\$5,651
Doors	\$7,079
<b>TOTAL 18<sup>th</sup> JD CVC PROGRAM FUNDS PAID</b>	<b>\$1,736,787</b>
<b>TOTAL 18<sup>TH</sup> JD CVC PROGRAM STATE COLLECTIONS</b>	<b>\$1,373,210</b>
<i>Amount collected 21% less than amount paid</i>	
<b>TOTAL 18<sup>TH</sup> JD CVC FEDERAL GRANT FUNDS RECEIVED</b>	<b>\$350,000</b>

# 19<sup>th</sup> Judicial District Weld County

[www.weldda.com/victim\\_services/crime\\_victim\\_compensation](http://www.weldda.com/victim_services/crime_victim_compensation)

Program Administrator: Karol Patch  
Office of the District Attorney  
P.O. Box 1167  
Greeley, CO 80632  
[kpatch@co.weld.co.us](mailto:kpatch@co.weld.co.us) (970) 400-4748

## FFY 2020 CVC Claims Paid & CVC Funds Expended

CRIME CATEGORY	TOTAL CVC CLAIMS PAID	NUMBER OF DV CLAIMS	CVC FUNDS EXPENDED (\$)
Arson	0	0	\$0
Assault	116	70	\$309,124
Burglary	6	3	\$4,044
Child Abuse	56	Not Reported	\$52,179
Homicide	26	6	\$103,904
Human Trafficking	1	Not Reported	\$1,920
DWI/DUI	3	Not Reported	\$25,946
Other Vehicular Crime	8	Not Reported	\$32,210
Kidnapping	1	1	\$480
Sexual Assault	18	3	\$10,996
Stalking	3	1	\$6,351
Robbery	2	0	\$490
Terrorism	0	Not Reported	\$0
Other	1	1	\$105
<b>TOTAL CLAIMS PAID</b>	<b>241</b>	<b>94</b>	<b>\$547,749</b>

SERVICE TYPE	CVC FUNDS EXPENDED (\$)
Medical/Dental	\$181,607
Mental Health	\$87,943
Economic Support	\$123,949
Funeral/Burial	\$106,132
Crime Scene Clean-up	\$948
Relocation	\$37,899
Travel	\$89
Security	\$7,182
Doors	\$2,000
<b>TOTAL 19<sup>th</sup> JD CVC PROGRAM FUNDS PAID</b>	<b>\$547,749</b>
<b>TOTAL 19<sup>th</sup> JD CVC PROGRAM STATE COLLECTIONS</b>	<b>\$583,987</b>
<b>TOTAL 19<sup>th</sup> JD CVC FEDERAL GRANT FUNDS RECEIVED</b>	<b>N/A</b>



# 20th Judicial District Boulder County

[www.bouldercounty.org/district-attorney-victim-compensation/](http://www.bouldercounty.org/district-attorney-victim-compensation/)

Program Administrator: Kim Stalnacker  
 Office of the District Attorney  
 Boulder County Courts Bldg.  
 1035 Kimbark Street  
 Longmont, CO 80501  
[kstalnacker@bouldercounty.org](mailto:kstalnacker@bouldercounty.org) (303) 682-6801

## FFY 2020 CVC Claims Paid & CVC Funds Expended

CRIME CATEGORY	TOTAL CVC CLAIMS PAID	NUMBER OF DV CLAIMS	CVC FUNDS EXPENDED (\$)
Arson	1	0	\$861
Assault	82	48	\$105,319
Burglary	12	9	\$13,417
Child Abuse	44	Not Reported	\$58,462
Homicide	10	2	\$53,707
Human Trafficking	1	Not Reported	\$630
DWI/DUI	1	Not Reported	\$6,000
Other Vehicular Crime	15	Not Reported	\$50,146
Kidnapping	2	2	\$1,781
Sexual Assault	17	3	\$34,801
Stalking	7	4	\$5,243
Robbery	5	3	\$5,389
Terrorism	0	Not Reported	\$0
Other	9	7	\$7,261
<b>TOTAL CLAIMS PAID</b>	<b>203</b>	<b>78</b>	<b>\$343,315</b>

SERVICE TYPE	CVC FUNDS EXPENDED (\$)
Medical/Dental	\$130,785
Mental Health	\$140,115
Economic Support	\$14,708
Funeral/Burial	\$31,745
Crime Scene Clean-up	\$1,000
Relocation	\$16,207
Travel	\$0
Security	\$7,221
Doors	\$1,536
<b>TOTAL 20<sup>th</sup> JD CVC PROGRAM FUNDS PAID</b>	<b>\$343,315</b>
<b>TOTAL 20<sup>th</sup> JD CVC PROGRAM STATE COLLECTIONS</b>	<b>\$290,714</b>
<i>Amount collected 15% less than amount paid</i>	
<b>TOTAL 20<sup>th</sup> JD CVC FEDERAL GRANT FUNDS RECEIVED</b>	<b>N /A</b>

# 21<sup>st</sup> Judicial District Mesa County

[www.da.mesacounty.us/victimwitness-program/crime-victim-compensation/](http://www.da.mesacounty.us/victimwitness-program/crime-victim-compensation/)

Program Administrator: Jennifer Ballagh  
 Office of the District Attorney  
 P.O. Box 20,000-5031  
 Grand Junction, CO 81502  
[jennifer.ballagh@mesacounty.us](mailto:jennifer.ballagh@mesacounty.us) (970) 244-1737

## FFY 2020 CVC Claims Paid & CVC Funds Expended

CRIME CATEGORY	TOTAL CVC CLAIMS PAID	NUMBER OF DV CLAIMS	CVC FUNDS EXPENDED (\$)
Arson	0	0	\$0
Assault	58	32	\$96,642
Burglary	6	5	\$6,796
Child Abuse	68	Not Reported	\$145,320
Homicide	42	20	\$78,356
Human Trafficking	0	Not Reported	\$0
DWI/DUI	1	Not Reported	\$25,352
Other Vehicular Crime	6	Not Reported	\$71,199
Kidnapping	6	2	\$16,104
Sexual Assault	10	2	\$15,914
Stalking	4	3	\$2,160
Robbery	2	0	\$19,866
Terrorism	0	Not Reported	\$0
Other	23	3	\$4,546
<b>TOTAL CLAIMS PAID</b>	<b>206</b>	<b>67</b>	<b>\$456,923</b>

SERVICE TYPE	CVC FUNDS EXPENDED (\$)
Medical/Dental	\$117,127
Mental Health	\$179,803
Economic Support	\$92,703
Funeral/Burial	\$40,906
Crime Scene Clean-up	\$0
Relocation	\$15,021
Travel	\$7,466
Security	\$3,501
Doors	\$395
<b>TOTAL 21<sup>st</sup> JD CVC PROGRAM FUNDS PAID</b>	<b>\$456,923</b>
<b>TOTAL 21<sup>ST</sup> JD CVC PROGRAM STATE COLLECTIONS</b>	<b>\$383,380</b>
<i>Amount collected 16% less than amount paid</i>	
<b>TOTAL 21<sup>ST</sup> JD CVC FEDERAL GRANT FUNDS RECEIVED</b>	<b>N/A</b>

## 22<sup>nd</sup> Judicial District Dolores and Montezuma Counties

[www.montezumacounty.org/web/services/district-attorney/victim-compensation/](http://www.montezumacounty.org/web/services/district-attorney/victim-compensation/)

Program Administrator: Ashli Wagaman  
 Office of the District Attorney  
 1009 West Main Street, Suite 303  
 Cortez, CO 81321  
[awagaman@co.montezuma.co.us](mailto:awagaman@co.montezuma.co.us) (970) 564-2755

### FFY 2020 CVC Claims Paid & CVC Funds Expended

CRIME CATEGORY	TOTAL CVC CLAIMS PAID	NUMBER OF DV CLAIMS	CVC FUNDS EXPENDED (\$)
Arson	0	0	\$0
Assault	17	15	\$44,934
Burglary	0	0	\$0
Child Abuse	3	Not Reported	\$4,082
Homicide	0	0	\$0
Human Trafficking	0	Not Reported	\$0
DWI/DUI	1	Not Reported	\$1,200
Other Vehicular Crime	2	Not Reported	\$3,895
Kidnapping	0	0	\$0
Sexual Assault	1	0	\$2,722
Stalking	0	0	\$0
Robbery	0	0	\$0
Terrorism	0	Not Reported	\$0
Other	3	1	\$5,717
<b>TOTAL CLAIMS PAID</b>	<b>27</b>	<b>16</b>	<b>\$62,550</b>

SERVICE TYPE	CVC FUNDS EXPENDED (\$)
Medical/Dental	\$16,898
Mental Health	\$18,350
Economic Support	\$20,439
Funeral/Burial	\$0
Crime Scene Clean-up	\$0
Relocation	\$5,615
Travel	\$0
Security	\$297
Doors	\$952
<b>TOTAL 22<sup>ND</sup> JD CVC PROGRAM FUNDS PAID</b>	<b>\$62,550</b>
<b>TOTAL 22<sup>ND</sup> JD CVC PROGRAM STATE COLLECTIONS</b>	<b>\$56,899</b>
Amount collected 9% less than amount paid	
<b>TOTAL 22<sup>ND</sup> JD CVC FEDERAL GRANT FUNDS RECEIVED</b>	<b>N/A</b>

Thank you for your time in reviewing

The Colorado  
Crime Victim Compensation  
FFY 2020 Annual Program Report

This report reflects the critical  
financial assistance provided to victims of  
crime  
throughout Colorado.

FOR QUESTIONS OR FURTHER INFORMATION ABOUT  
COLORADO CRIME VICTIM COMPENSATION CONTACT

The Division of Criminal Justice  
Office for Victims Programs  
700 Kipling Street, Suite 1000  
Denver, CO 80215

[dcj.colorado.gov/crime-victim-compensation](https://dcj.colorado.gov/crime-victim-compensation)

303-239-4493

Toll free within Colorado 1-888-282-1080