

**COLORADO
CRIME VICTIM
COMPENSATION
PROGRAM REPORT**




**2019
FEDERAL FISCAL YEAR**

**Colorado Department of Public Safety
Division of Criminal Justice
Office for Victims Programs**

March 2020



Financial assistance for victims of violent crimes



Office for Victims Programs

Mission

*Improve the physical and emotional recovery
of Colorado's crime victims
and
Restore victims' confidence
in the criminal justice system.*



COLORADO

Division of Criminal Justice

Department of Public Safety

STAN HILKEY, DEPARTMENT OF PUBLIC SAFETY EXECUTIVE DIRECTOR

JOE THOME, DIVISION OF CRIMINAL JUSTICE DIRECTOR

KELLY KISSELL, OFFICE FOR VICTIMS PROGRAMS MANAGER

ALBERTA LOPEZ, FINANCIAL SPECIALIST

KATE HORN-MURPHY, STATE CRIME VICTIM COMPENSATION
& LOCAL VALE ADMINISTRATOR

COLORADO DEPARTMENT OF PUBLIC SAFETY

DIVISION OF CRIMINAL JUSTICE, OFFICE FOR VICTIMS PROGRAMS

700 KIPLING STREET, SUITE 1000

DENVER, CO 80215

PHONE: 303-239-5719 / TOLL FREE 1-888-282-1080

FAX: 303-239-5743 WEBSITE: <http://www.colorado.gov/pacific/dcj/ovp>

TABLE OF CONTENTS

	<u>Page</u>
Colorado Crime Victim Compensation (CVC) Program Overview	1
Colorado CVC Application Process & Judicial District Map	2
Colorado CVC Program Administrators Contact List	3
Colorado CVC Statutory Guidelines: Eligible Crimes and Losses	4
Colorado CVC Funding Sources	5
Colorado CVC State Revenue	7
Federal (VOCA) CVC Grant Funds Overview	8
Federal CVC Funds OVP Application & Award Process	10
Federal Funds Sub-Granted to Judicial Districts (FFY 2019)	12
Colorado State Total CVC Funds Paid (FFY 2019)	13
Payment by Crime Category: Statewide Totals	14
Payments by Service Type: Statewide Totals	15
Colorado State CVC Program Fund Summary (FFY 2019).	16
Colorado CVC Office for Victims Programs (OVP) Information	17
Individual Judicial District CVC Program 2019 FFY Expenditures	18

**CRIME VICTIM COMPENSATION PROGRAM EXPENDITURES
(FFY2019)
JUDICIAL DISTRICT**

	<u>Page</u>
• 1 st Judicial District CVC Program	21
• 2 nd Judicial District CVC Program	22
• 3 rd Judicial District CVC Program.	23
• 4 th Judicial District CVC Program.	24
• 5 th Judicial District CVC Program	25
• 6 th Judicial District CVC Program	26
• 7 th Judicial District CVC Program.	27
• 8 th Judicial District CVC Program	28
• 9 th Judicial District CVC Program	29
• 10 th Judicial District CVC Program.	30
• 11 th Judicial District CVC Program	31
• 12 th Judicial District CVC Program	32
• 13 th Judicial District CVC Program.	33
• 14 th Judicial District CVC Program.	34
• 15 th Judicial District CVC Program	35
• 16 th Judicial District CVC Program	36
• 17 th Judicial District CVC Program.	37
• 18 th Judicial District CVC Program	38
• 19 th Judicial District CVC Program.	39
• 20 th Judicial District CVC Program.	40
• 21 st Judicial District CVC Program.	41
• 22 nd Judicial District CVC Program	42

COLORADO CRIME VICTIM COMPENSATION PROGRAM OVERVIEW

In 1981, the Colorado General Assembly passed legislation creating the Crime Victim Compensation Program. The legislation (C.R.S. 24-4.1, Part 1) created a funding mechanism to assist crime victims with actual expenses incurred as a result of criminal acts that are not reimbursed by another source. The statute outlines service categories which may be considered for payment related to specific crimes committed after July 1, 1982. The legislation also established crime victim compensation programs in each of Colorado's 22 judicial districts. This created a decentralized funding and service delivery structure. Each judicial district is responsible for the administration, financial management, and decisions regarding its victim compensation funds.

The Victims of Crime Act (VOCA) of 1984 provided federal grant funding as well as state level responsibilities to the Colorado Crime Victim Compensation Program. Colorado has received federal (VOCA) CVC grant funds to supplement state crime victim compensation program CVC fund disbursements since 1985. Federal CVC funds are administered by the Office of Victims Programs, located in the Division of Criminal Justice, Colorado Department of Public Safety. The application process for federal CVC grant funds is non-competitive. Federal CVC grant awards are based upon an actuarial based formula used to determine the target fund balance of each judicial district. Federal CVC grant funds are passed through, or sub-granted, by OVP to local judicial district Crime Victim Compensation Programs.

The Crime Victim Services Advisory Board (Advisory Board) is responsible for the development of, revisions to, and compliance with the *Standards for the Administration of Crime Victim Compensation Programs (Standards)*. The *Standards* were established in 1992 and have been amended periodically.

In 2015, the Colorado General Assembly amended a number of sections in the Crime Victim Compensation Act (House Bill 15-1035). Changes to the statute went into effect on March 30, 2015.

COLORADO CRIME VICTIM COMPENSATION APPLICATION PROCESS

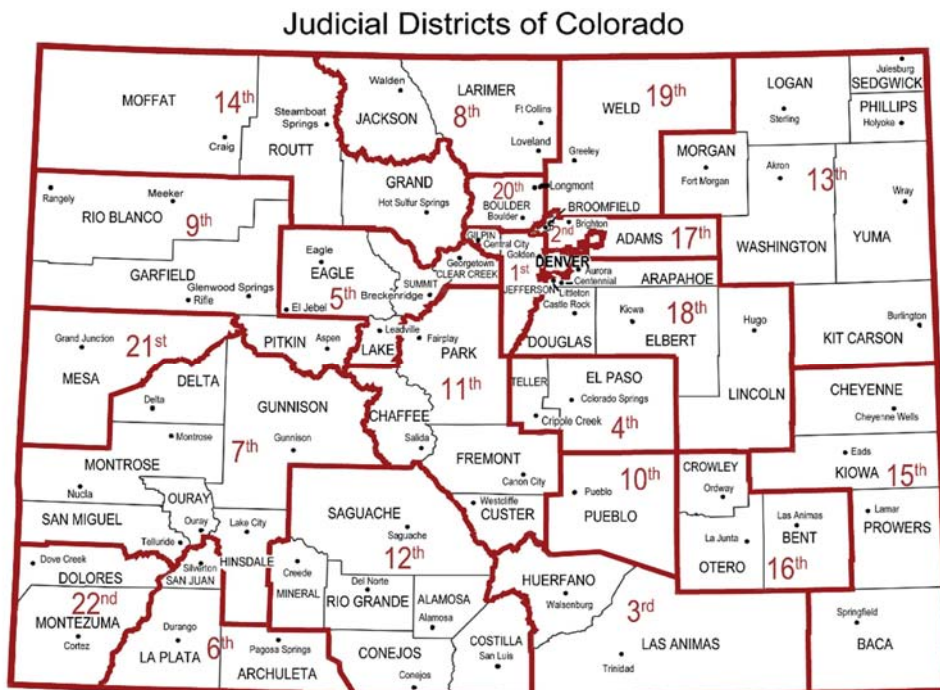
Colorado's decentralized system establishes a separate Crime Victim Compensation (CVC) program in each of the state's 22 judicial districts. Per Colorado statute, victims are eligible to file an application for compensation assistance in the judicial district where the crime occurred.

In Colorado, out-of-pocket expenses directly related to a crime that are not covered by a victim's insurance or other collateral sources may be considered for payment by CVC programs up to a maximum of \$30,000. Pursuant to both state and federal statutes, CVC programs are the "payer of last resort." For that reason, CVC programs require that victims apply for all other sources of payment available to them prior to receiving Crime Victim Compensation funds.

Some CVC programs are not able to provide crime victim compensation funds up to the \$30,000 statutory limit. This is due to the significantly high number of applications for assistance received by the program, as well as the finite revenue collected in the judicial district. Additional information regarding a specific CVC program can be obtained by contacting the CVC Program Administrator in that judicial district.

Contact information for local judicial district CVC Program Administrators can be found on following page or at

https://cdpsdocs.state.co.us/ovp/Vic_Comp/VCAAdminList_GENERAL.pdf



Colorado CVC ADMINISTRATORS

First Judicial District

Ms. Tonya Isenbart

District Attorney's Office
500 Jefferson County Parkway
Golden, CO 80401-6020
(303) 271-6846
Fax (303) 271-6785
E-mail: tisenbar@co.jefferson.co.us

Second Judicial District

Ms. Latoya Thorne

District Attorney's Office
201 W. Colfax, Dept. 801
Denver, CO 80202
(720) 913-9253
Fax (720) 913-9035
E-mail: latoya.thorne@dnverda.org

Third Judicial District

Ms. Bobbie Marcus

District Attorney's Office
200 E. 1st Street, Suite 202
Trinidad, CO 81082
(719) 738-1510
Fax (719) 845-1632
E-mail: bmarcus@3rdjudicial.org

Fourth Judicial District

Ms. Amber Holland

District Attorney's Office
105 East Vermijo, Suite 111
Colorado Springs, CO 80903
(719) 520-6723
Fax (719) 520-6172
E-mail: amberholland@elpasoco.com

Fifth Judicial District

Ms. Brooke Gust

District Attorney's Office
403 Argentine Street
P.O. Box 2000
Georgetown, CO 80444
(303) 679-2453
Fax (970) 328-1016
E-mail: bgust@da5.us

Sixth Judicial District

Ms. Jane Foy

District Attorney's Office
1060 Main Avenue
P.O. Drawer 3455
Durango, CO 81302
(970) 247-8850
Fax (970) 259-0200
E-mail: jane.foy@co.laplata.co.us
Carol Little (970) 382-6339
E-mail: carol.little@co.laplata.co.us

Seventh Judicial District

Ms. Eleasha Cervantes

Montrose County Justice Center
1140 N. Grand Ave. #200
Montrose, CO 81401
(970) 252-4266
Fax (970) 252-4270
E-mail: eleasha.cervantes@co7da.org

Eighth Judicial District

Ms. Candace Smith

District Attorney's Office
201 La Porte Ave., Ste. 200
Ft. Collins, CO 80521-2763
(970) 498-7290
Fax (970) 498-7250
E-mail: smithcr@co.larimer.co.us

Ninth Judicial District

Mr. Steve Aurand

District Attorney's Office
109 8th St., Ste. 308
Glenwood Springs, CO 81601
(970) 384-3517
Fax (970) 945-1304
E-mail: saurand@9daco.org

Tenth Judicial District

Ms. Florence Hunt

District Attorney's Office
701 Court Street
Pueblo, CO 81003
(719) 583-6092
Fax (719) 583-6666
E-mail: hunt@co.pueblo.co.us

Eleventh Judicial District

Ms. Barbara Topliss

District Attorney's Office
136 Justice Center Road, Rm 203
Canon City, CO 81212
(719) 269-0170
Fax (719) 269-0180
E-mail: btopliss@da11thid.org

Twelfth Judicial District

Ms. Tammy Rogers

District Attorney's Office
426 San Juan Avenue
Alamosa, CO 81101
(719) 589-3691
Fax (719) 589-2734
E-mail: tmrogers@da12.state.co.us

Thirteenth Judicial District

Ms. Jill Olsen

District Attorney's Office
400 Warner Street
Ft. Morgan, CO 80701
(970) 542-3473
Fax (970) 542-3421
E-mail: jolsen@13thda.com

Fourteenth Judicial District

Ms. Donna Zulian

District Attorney's Office
221 W. Victory Way, Ste. 302
Craig, CO 81625
(970) 629-0485
Fax (970) 824-9190
E-mail: dzulian@14da.org

Fifteenth Judicial District

Ms. Tammy Williams

District Attorney's Office
Crime Victim Comp Admin
110 E. Oak Street
Lamar, CO 81052
(719) 336-7446
Fax (719) 336-2759
E-mail:
tammy.williams@southeastcolorado.net

Sixteenth Judicial District

Ms. Crystal Madrid

District Attorney's Office
323 Santa Fe, Suite 201
La Junta, CO 81050-0928
(719) 384-8786
Fax (719) 384-7330
E-mail: cmadrid@da16co.gov

Seventeenth Judicial District

Crime Victim Compensation

District Attorney's Office
1000 Judicial Center Dr., Ste. 100
Brighton, CO 80601
(303) 659-7720
Fax (303) 835-5575
E-mail: vcomp@da17state.co.us

Eighteenth Judicial District

Ms. Wendy Buter

District Attorney's Office
6450 S. Revere Parkway
Centennial, CO 80111-6492
(720) 874-8607
Fax (720) 874-8523
E-mail: wbuter@da18.state.co.us

Nineteenth Judicial District

Ms. Karol Patch

District Attorney's Office
915 10th Street
P.O. Box 1167
Greeley, CO 80632
(970) 356-4010 X4748
Fax (970) 352-8023
E-mail: kpatch@co.weld.co.us

Twentieth Judicial District

Ms. Kim Stalnacker

District Attorney's Office
Boulder County Courts Bldg.
1035 Kimbark Street
Longmont, CO 80501
(303) 682-6801
Fax (303) 682-6711
E-mail: kstalnacker@bouldercounty.org

Twenty-First Judicial District

Ms. Jennifer Ballagh

District Attorney's Office
125 North Spruce Street, 2nd Floor
P.O. Box 20,000-5031
Grand Junction, CO 81502
(970) 244-1737
Fax (970) 244-1729
E-mail: jennifer.ballagh@mesacounty.us

Twenty-Second Judicial District

Ms. Joey Underwood

District Attorney's Office
103 N. Chestnut Street
Cortez, CO 81321
(970) 564-2755
Fax (970) 565-9396
E-mail:
junderwood@co.montezuma.co.us

COLORADO CRIME VICTIM COMPENSATION STATUTORY GUIDELINES

Compensable crimes outlined in Colorado statute, include, but are not limited to:

- Assault
- Child Abuse
- Robbery
- Arson
- Homicide
- DWI/DUI
- Terrorism
- Other violent crimes including some vehicular crimes
- Sexual Assault
- Stalking
- Kidnapping

Those eligible for Colorado CVC fund assistance include:

- ¹ Any person victimized by a compensable crime in the state of Colorado;
- ² Any person who is a resident of Colorado and is a victim of a crime that occurred outside of the state, where the crime would be compensable if it had occurred in Colorado and the state or country where the crime occurred does not have a crime victim compensation program for which the person would be eligible;
- ³ Residents of Colorado who are injured or killed by an act of international terrorism.

Additionally, persons applying for CVC must meet the following requirements:

- ❖ Have been the victim of an eligible crime, which occurred on or after July 1, 1982;
- ❖ Have reported the crime, or the crime was reported, to law enforcement within 72 hours;
- ❖ Have an out-of-pocket financial loss directly related to the reported crime;
- ❖ Filed for crime victim compensation assistance within one year of the crime;
(*within six months for eligible property crimes*);
- ❖ Demonstrate cooperation with the law enforcement investigation and prosecution of the case;
- ❖ Injury and/or death was not substantially attributable to the victim's involvement in a wrongful act and/or substantially provocative at the time of the crime.

Note: *C.R.S. §24-4.1-108 (2) allows a Board to waive any of these requirements in the interest of justice.*

CVC funds may be approved up to \$30,000 for out-of-pocket expenses not covered by a victim's insurance or other collateral sources. Many, but not all, local judicial districts may also approve up to \$2,000 for emergency assistance. Losses that are verified to be directly related to the compensable crime are eligible for payment to a service provider and/or reimbursement for out-of-pocket expenses. These losses may include:

- ❖ Medical and dental expenses;
- ❖ Mental health expenses;
- ❖ Economic support (lost wages; loss of support to dependents);
- ❖ Funeral/burial expenses;
- ❖ Repair or replacement of doors, locks and/or windows of residential property.
- ❖ Rekeying of a motor vehicle or other locks necessary to ensure a victim's safety.

COLORADO CRIME VICTIM COMPENSATION FUNDING SOURCES

STATE CRIMINAL FINES and SURCHARGES

Crime Victim Compensation Programs in Colorado's 22 judicial districts receive funding from fines and surcharges collected at both the state and federal level. State funding refers to fines and surcharges collected, and disbursed, at the local judicial district level. State CVC funds are collected from offenders who are convicted of, or receive a deferred sentence for, crimes and/or traffic offenses classified as follows:

Felony	\$163.00
Misdemeanor	\$ 78.00
Class 1 Misdemeanor Traffic Offenses	\$ 46.00
Class 2 Misdemeanor Traffic Offenses	\$ 33.00
Class A or class B traffic infraction – as delineated in C.R.S. §24-4.1-119 (f)(I) and C.R.S. §42-4-1701 (4). <i>(Fees vary as to the type of infraction.)</i>	

RESTITUTION

Restitution is based on monetary losses suffered by the victim as a result of the crime. At the time of sentencing, the court may order a defendant to pay restitution to any person(s) who have documented a financial loss as a result of the crime. Since a case must reach a final disposition for the court to order restitution, victims may not be awarded restitution for a year or more. Crime Victim Compensation Programs are usually able to provide tangible, financial assistance to crime victims to meet immediate needs within 45 days of receiving a completed CVC application.

The Court may order an offender to repay the Crime Victim Compensation fund for expenses paid to a victim or service provider on behalf of the victim. In effect, the offender is reimbursing the CVC fund for some or all of the dollars awarded to assist the victim. This holds the offender accountable for his/her criminal actions.

It is important to note that the majority of CVC claims handled by local judicial districts will not result in a criminal case conviction as the CVC statute does not require an arrest, prosecution and/or conviction in order to assist a victim with financial losses related to a crime.

Restitution varies as a revenue source for CVC programs in Colorado. Differential funding of local judicial district collection programs have a significant impact on the amount of restitution received by CVC programs.

OTHER REVENUE SOURCES

Each year judicial districts receive additional revenue to their crime victim compensation fund in the form of interest earned on the state dollars collected, refunds from collateral sources and donations to the fund. Local judicial districts may also receive a portion of restitution payments made by defendants and not claimed by the intended recipient (Unclaimed Restitution) pursuant to C.R.S. §16-18.5-109(3).

FEDERAL GRANT FUNDS

Federal grant funds refer to Victims of Crime Act (VOCA) crime victim compensation (CVC) grant funds which are awarded to the states by the U.S. Department of Justice, Office for Victims of Crime. Federal CVC grant funds come from fines and penalties levied upon federal criminal defendants. Pursuant to state statute, the Division of Criminal Justice administers federal crime victim compensation grant funds as “pass through” funds to local judicial districts through a sub-grant process. Recipients of federal grant funds are determined based upon an individual judicial district crime victim compensation programs’ financial need and spending patterns. Historically, the number of local judicial districts eligible to apply for and receive these monies has been limited.

COLORADO CRIME VICTIM COMPENSATION STATE REVENUE FFY 2019

STATE REVENUE BY JUDICIAL DISTRICT										
OCTOBER 1, 2018 TO SEPTEMBER 30, 2019										
								Unclaimed		
			Dept. of	Eligible DA	Eligible Court	Revenue After		Restitution		Amount to
	Fines	Interest	Revenue	Admin Fund*	Admin Fund*	Deductions	Restitution	& Donations	Refunds	Program
J.D.	(1)	(2)	(3)	(4)	(5)	(6)	(7)	(8)	(9)	(10)
Formula				(1+2+3)x10%	(1+2+3)x2.5%	(1+2+3)-(4+5)				6+7+8+9
1st	\$ 733,920.28	\$ 518.97	\$ 60,930.30	\$ 79,536.96	\$ 19,884.24	\$ 695,948.36	\$ 256,066.92	\$ 40,794.13	\$ 25,079.25	\$ 1,017,888.66
2nd	\$ 802,413.33	\$ 1,204.04	\$ 168.00	\$ 80,378.54	\$ 20,094.63	\$ 703,312.20	\$ 417,644.41	\$ 282,474.69	\$ 56,106.85	\$ 1,459,538.15
3rd	\$ 31,659.53	\$ 267.13	\$ 23,102.30	\$ 5,502.90	\$ 1,375.72	\$ 48,150.34	\$ 2,750.15	\$ -	\$ 1,710.50	\$ 52,610.99
4th	\$ 1,018,020.05	\$ 4,025.57	\$ 83,143.20	\$ 110,518.88	\$ 27,629.72	\$ 967,040.22	\$ 398,081.19	\$ -	\$ 29,488.34	\$ 1,394,609.75
5th	\$ 187,824.88	\$ 563.79	\$ 67,676.20	\$ 25,606.49	\$ 6,401.62	\$ 224,056.76	\$ 66,617.75	\$ -	\$ 6,530.16	\$ 297,204.67
6th	\$ 95,096.73	\$ 697.78	\$ 16,836.80	\$ 11,263.13	\$ 2,815.78	\$ 98,552.40	\$ 27,830.55	\$ 3,209.92	\$ 1,336.10	\$ 130,928.97
7th	\$ 144,519.07	\$ 765.20	\$ 39,247.50	\$ 18,453.18	\$ 4,613.29	\$ 161,465.30	\$ 57,749.86	\$ -	\$ 8,666.02	\$ 227,881.18
8th	\$ 585,297.92	\$ 4,881.04	\$ 33,721.20	\$ 62,390.02	\$ 15,597.50	\$ 545,912.64	\$ 200,755.79	\$ -	\$ 11,774.98	\$ 758,443.41
9th	\$ 132,725.21	\$ 760.05	\$ 28,461.00	\$ 16,194.63	\$ 4,048.66	\$ 141,702.98	\$ 73,330.33	\$ -	\$ 11,992.69	\$ 227,026.00
10th	\$ 242,271.82	\$ 1,440.89	\$ 12,617.70	\$ 25,633.04	\$ 6,408.26	\$ 224,289.11	\$ 47,508.20	\$ 9,090.51	\$ 3,563.97	\$ 284,451.79
11th	\$ 125,025.75	\$ 240.27	\$ 34,909.60	\$ 16,017.56	\$ 4,004.39	\$ 140,153.67	\$ 39,759.25	\$ -	\$ 9,461.00	\$ 189,373.92
12th	\$ 102,194.09	\$ 891.42	\$ 45,132.50	\$ 14,821.80	\$ 3,705.45	\$ 129,690.76	\$ 17,919.85	\$ -	\$ 29,995.95	\$ 177,606.56
13th	\$ 147,732.31	\$ 2,155.68	\$ 48,569.50	\$ 19,845.75	\$ 4,961.44	\$ 173,650.30	\$ 39,010.92	\$ -	\$ 4,022.80	\$ 216,684.02
14th	\$ 81,622.74	\$ 2,522.47	\$ 24,636.30	\$ 10,878.15	\$ 2,719.54	\$ 95,183.82	\$ 22,936.59	\$ -	\$ 5,206.83	\$ 123,327.24
15th	\$ 45,663.64	\$ 3,595.76	\$ 26,932.20	\$ 7,619.16	\$ 1,904.79	\$ 66,667.65	\$ 18,415.78	\$ 327.09	\$ 611.00	\$ 86,021.52
16th	\$ 48,912.04	\$ 52.14	\$ 11,164.40	\$ 6,012.86	\$ 1,503.21	\$ 52,612.51	\$ 18,445.93	\$ -	\$ 1,949.53	\$ 992,797.79
17th	\$ 792,299.06	\$ 725.86	\$ 44,587.70	\$ 83,761.26	\$ 20,940.32	\$ 732,911.04	\$ 251,965.10	\$ 1,239.60	\$ 6,682.05	\$ 992,797.79
18th	\$ 802,046.12	\$ 1,528.73	\$ 112,090.82	\$ 91,566.57	\$ 22,891.64	\$ 801,207.46	\$ 500,095.93	\$ 138,275.19	\$ 17,423.14	\$ 1,457,001.72
19th	\$ 460,230.46	\$ 2,145.10	\$ 39,339.00	\$ 50,171.46	\$ 12,542.86	\$ 439,000.24	\$ 366,794.70	\$ -	\$ 52,860.24	\$ 858,655.18
20th	\$ 286,624.51	\$ 1,786.61	\$ 18,019.70	\$ 30,643.08	\$ 7,660.77	\$ 268,126.97	\$ 112,959.43	\$ -	\$ 12,594.14	\$ 393,680.54
21st	\$ 295,550.41	\$ 3,810.26	\$ 58,971.30	\$ 35,833.20	\$ 8,958.30	\$ 313,540.47	\$ 115,101.68	\$ 12,120.50	\$ 21,771.15	\$ 462,533.80
22nd	\$ 40,718.58	\$ 113.65	\$ 10,856.00	\$ 5,168.82	\$ 1,292.21	\$ 45,227.20	\$ 19,284.17	\$ -	\$ 857.93	\$ 65,369.30
TOTAL	\$ 7,202,368.53	\$ 34,692.41	\$ 841,113.22	\$ 807,817.42	\$ 201,954.35	\$ 7,068,402.39	\$ 3,071,024.48	\$ 487,531.63	\$ 319,684.62	\$ 11,866,432.95
* Administrative Funds: Pursuant to statute, the District Attorney and the Court Administrator may use no more than 12.5% (10% District Attorney, 2.5% Court Administrator) of new monies deposited into the victim compensation fund for administrative costs. In some instances, unused administrative funds are returned to the program portion of the fund for the benefit of victims.										

COLORADO CRIME VICTIM COMPENSATION FEDERAL (VOCA) CVC GRANT FUNDS OVERVIEW

Federal CVC grant funds are distributed to each state from the Crime Victims Fund established by the 1984 Victims of Crime Act (VOCA). Each year, millions of dollars are deposited into this fund from criminal fines, forfeited bail bonds, penalty fees and special assessments collected by U.S. Attorney Offices, U.S. Courts and the Bureau of Prisons. A percentage of these funds are allocated to state crime victim compensation programs by the Office for Victims of Crime (OVC) situated in the U.S. Department of Justice (DOJ). The federal fiscal year time period begins October 1 and ends September 30.

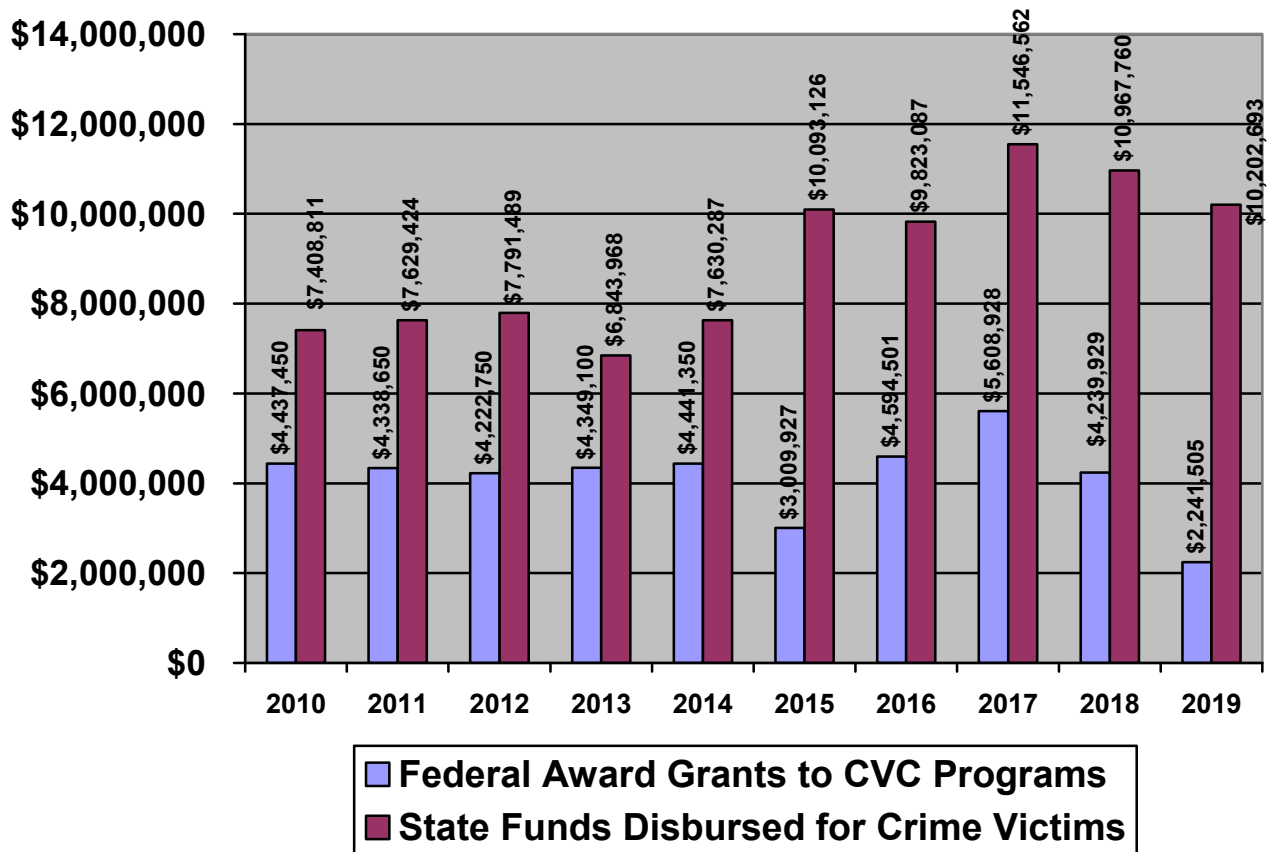
Federal CVC grant funds received fluctuate from year to year, depending upon the total amount of state CVC funds spent by local judicial districts. OVC determines Colorado's federal CVC grant award by calculating 60% of total allowable state CVC funds spent from the federal fiscal year two years prior to the current federal fiscal year. Expenditures for doors, locks and windows are not included in the OVC formula. There is one-year delay between OVC approval and receipt of federal grant funds by Colorado. For instance, the FFY 2019 grant award was calculated based upon allowable total FFY 2017 state CVC expenditures; these federal grant funds were approved by OVC on 10/01/18 and disbursed to OVP on 10/01/19.

In Colorado, federal CVC grant funds are utilized to supplement the statutory criminal conviction surcharge fees collected in individual local judicial districts for crime victim compensation fund disbursement. Supplemental federal CVC grant funds are available to all 22 local judicial districts through a non-competitive application and award process. The Office for Victims Programs (OVP), located within the Colorado Division of Criminal Justice (DCJ), serves as the state department designated to administer federal CVC grant funds to local judicial districts. OVP is required to submit an annual application to OVC for federal CVC grant funds. In order to remain eligible to receive federal CVC grant funds, OVP is also responsible for submitting quarterly reports that adhere to the reporting requirements and procedures established by OVC. Federal CVC grant funds administered by OVP are regularly monitored by OVC as well as audited routinely, by both internal and external entities.

COLORADO STATE EXPENDITURES and FEDERAL CVC GRANT AWARD CALCULATIONS

Federal Fiscal Year	Federal CVC Award Amount FOR PROGRAM ALLOCATION	State CVC EXPENDITURES Eligible for Match
2019	\$ 4,555,750	FFY 2017 \$ 11,176,192
2018	\$ 3,641,350	FFY 2016 \$ 9,597,378
2017	\$ 3,815,200	FFY 2015 \$ 9,569,461
2016	\$ 4,349,100	FFY 2014 \$ 10,489,344
2015	\$ 3,900,700	FFY 2013 \$ 9,381,949
2014	\$ 4,441,250	FFY 2012 \$ 10,372,934
2013	\$ 4,349,100	FFY 2011 \$ 10,120,634
2012	\$ 4,222,750	FFY 2010 \$ 10,492,876
2011	\$ 4,338,650	FFY 2009 \$ 10,014,472
2010	\$ 4,437,450	FFY 2008 \$ 10,086,923

COLORADO HISTORY OF FEDERAL AND STATE OF CRIME VICTIM COMPENSATION FUNDS



2019 FFY Crime Victim Compensation Annual Program Report – March, 2020

PLEASE CONTINUE TO
FEDERAL (VOCA) CVC FUNDS
OVP APPLICATION AND AWARD
PROCESS
ON THE NEXT PAGE

CRIME VICTIM COMPENSATION FEDERAL (VOCA) CVC FUNDS OVP APPLICATION AND AWARD PROCESS

The application and award process for federal CVC grant funds is non-competitive for local judicial districts seeking supplemental monies. The request to apply for federal CVC grant funds begins by the CVC Administrator at the local judicial district level contacting OVP. A local judicial district may contact OVP at any time to make inquiry regarding the availability of, and to initiate the application process for, federal CVC grant funds. This generally happens when a local judicial district CVC program fund balance has decreased based upon the difference between the dollar amount of compensation funds being collected and the dollar amount of compensation funds being expended over a period of time. It may also happen when a local judicial district experiences an incident of mass violence resulting in the need for compensation assistance that exceeds, or will exceed, available CVC funds.

Federal CVC grant funds are considered and approved for a local judicial district CVC program utilizing the following information:

- 1) The CVC program's actual fund balance at the end of a reporting quarter;
- 2) The CVC program's target fund balance calculated by weighted expenditure patterns for previous federal fiscal years; and
- 3) The CVC program's total revenue and expenditures for previous federal fiscal years.

OVC has put in place steps that ensure fair and equitable access for all judicial district CVC programs to apply for, and receive, federal CVC grant funds.

These steps are followed for both the initial determination of a federal CVC grant fund award as well as requests for continued funding of a current award. OVP moves forward applications for supplemental federal CVC grant funds when a local judicial district CVC program's verified actual fund balance falls below the calculated Target Fund Balance. OVP approves allocation of federal CVC grant funds for local judicial district applicants in an amount that will bring the district to their TFB (and not above) and is consistent with the difference documented between state revenue and CVC program expenditures reflected in the FFY Chart.

FEDERAL FUNDS SUB-GRANTED TO COLORADO CVC PROGRAMS BY JUDICIAL DISTRICT FFY 2019

JD	FFY 2019 Federal CVC Grant Funds Disbursed
1st	\$ 505,000
2nd	\$ 560,000
3rd	\$
4th	\$
5th	\$
6th	\$
7th	\$
8th	\$
9th	\$ 96,505
10th	\$
11th	\$
12th	\$
13th	\$
14th	\$
15th	\$
16th	\$
17th	\$ 680,000
18th	\$ 400,000
19th	\$
20th	\$
21st	\$
22nd	\$

The dollar amount sub-granted to a local judicial district during a FFY may not equal the total of federal grant fund expenditures spent in the FFY. Federal VOCA CVC grant funds may be carried over into the next fiscal year.

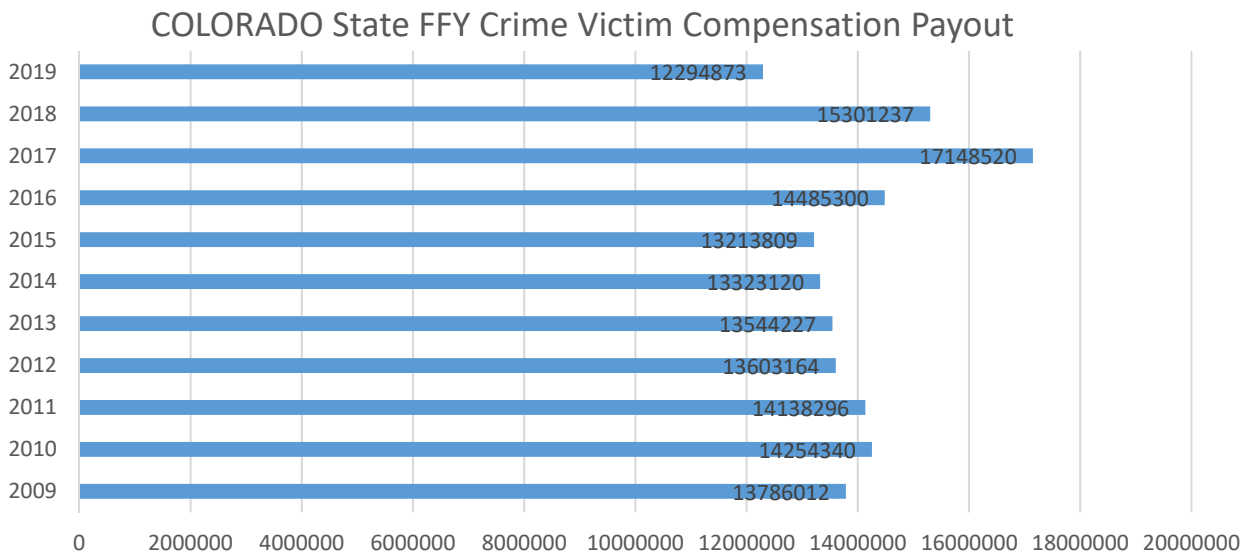
Federal grant funds may also be considered for short-term and/or emergency stabilization of CVC funds in a local judicial district, such as a mass critical incident or significant decrease in collections. The Department of Justice Office for Victims of Crime also offers Antiterrorism and Emergency Assistance Program (AEAP) federal grant funds to supplement available resources and services to communities responding to terrorist attacks and mass violence. More information about AEAP grant funds can be obtained on the OVC website.

CRIME VICTIM COMPENSATION TOTAL COLORADO EXPENDITURES FFY 2019

Colorado's local judicial district CVC programs paid a total of **\$12,294,873** in FFY 2019 for tangible financial losses incurred by victims of crime. This is a decrease of 20% from FFY 2018.

Nationally, Colorado continues to rank **8th** in total amount of CVC funds disbursed while being 21st in state population. ***Colorado local judicial district CVC programs assist more victims than 42 other states across the country.*** (Source: OVC Federal CVC Grant Formula Chart).

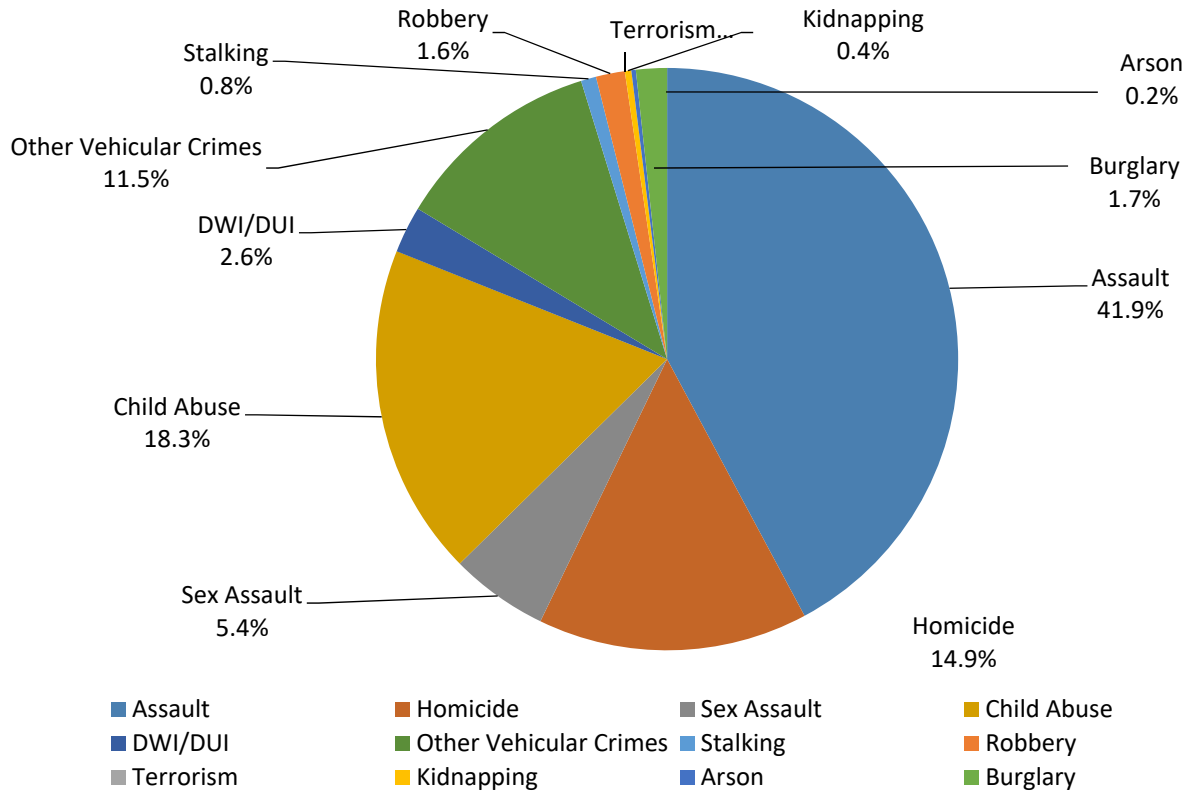
TEN YEAR COLORADO STATE TOTAL CVC FFY EXPENDITURES



FEDERAL FISCAL YEAR	CVC PROGRAM TOTAL STATE EXPENDITURES	% CHANGE from Previous Year
2019	\$ 12,294,873	20 % ↓ DECREASE
2018	\$ 15,301,237	10 % ↓ DECREASE
2017	\$ 17,161,083	18 % ↑ INCREASE
2016	\$ 14,477,672	9.9 % ↑ INCREASE
2015	\$ 13,177,097	1 % ↓ DECREASE
2014	\$ 13,328,120	1.5 % ↓ DECREASE
2013	\$ 13,544,227	.5 % ↓ DECREASE
2012	\$ 13,603,164	3.5 % ↓ DECREASE
2011	\$ 14,138,296	1 % ↓ DECREASE
2010	\$ 14,254,340	3 % ↑ INCREASE

CRIME CATEGORY

COLORADO STATEWIDE TOTAL PAYMENTS OCTOBER 1, 2018 TO SEPTEMBER 30, 2019

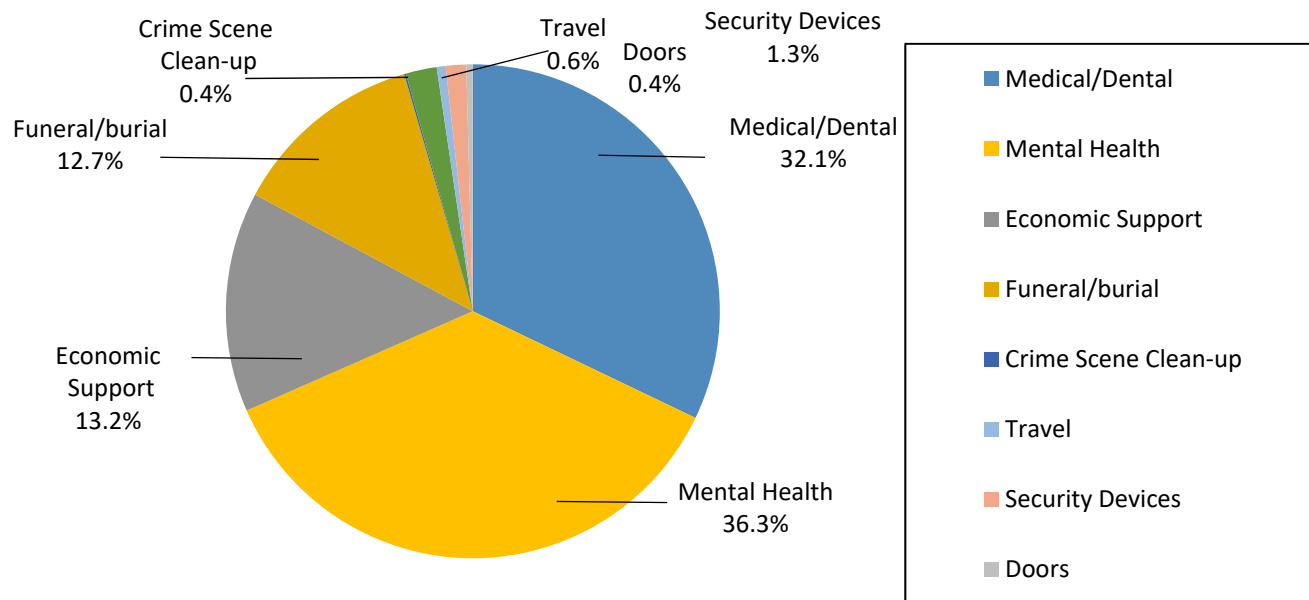


CVC CLAIMS PAID CRIME CATEGORIES	NUMBER OF CVC CLAIMS PAID	NUMBER OF DV CLAIMS (OF TOTAL CLAIMS PAID)	CVC FUNDS EXPENDED BY CRIME CATEGORY
ARSON	22	2	\$ 30,101
ASSAULT	2,713	1,578	\$ 5,148,644
BURGLARY	237	76	\$ 209,031
CHILD ABUSE	2,274		\$ 2,250,458
HUMAN TRAFFICKING	4		\$ 2,495
HOMICIDE	732	91	\$ 1,829,425
DWI / DUI	109		\$ 317,108
OTHER VEHICULAR CRIMES	397		\$ 1,414,447
KIDNAPPING	31	11	\$ 44,381
SEXUAL ASSAULT	502	56	\$ 664,571
STALKING	82	55	\$ 102,653
ROBBERY	142	6	\$ 196,447
TERRORISM	0		\$ 0
OTHER (PROTECTION ORDER VIOLATIONS)	92	81	\$ 85,112
TOTAL COLORADO CVC ASSISTANCE	7,350 CLAIMS	1,956 DV RELATED CLAIMS	\$ 12,294,873

SERVICE TYPES

COLORADO STATEWIDE TOTAL PAYMENTS

OCTOBER 1, 2018 TO SEPTEMBER 30, 2019



CVC CLAIMS PAID BY TYPES OF SERVICES	CVC FUNDS EXPENDED BY SERVICE TYPE
MEDICAL / DENTAL	\$ 4,128,361
MENTAL HEALTH	\$ 4,298,442
ECONOMIC SUPPORT	\$ 1,742,338
FUNERAL / BURIAL	\$ 1,705,566
CRIME SCENE CLEAN UP	\$ 30,772
RELOCATION	\$ 147,336
TRAVEL	\$ 42,374
SECURITY DEVICES (INCLUDES WINDOWS, LOCKS)	\$ 143,398
DOORS (REPAIR OR REPLACEMENT)	\$ 56,286
FORENSIC SEXUAL ASSAULT EXAMS	\$ 0
TOTAL COLORADO CVC FUNDS EXPENDED	\$ 12,294,873

COLORADO

CRIME VICTIM COMPENSATION PROGRAMS

The following table outlines the fluctuation of CVC expenditures and CVC state revenue collections from one federal fiscal year to the next. Data demonstrates that state revenue is insufficient to pay for all CVC fund expenditures each federal fiscal year.

On average, annual state revenue collected is available to fund 70% of the tangible financial losses paid by CVC Programs.

The average annual state revenue collected for CVC expenditures during the past ten years has been \$9,841,896. The average annual funds disbursed by CVC programs during the same time period has been \$14,140,444.

Federal VOCA CVC grant funds are critical to supplement the 30% of tangible financial losses that exceed local judicial district revenue.

FEDERAL FISCAL YEAR	TOTAL STATE REVENUE FOR CVC PROGRAMS	TOTAL EXPENDITURES* BY CVC PROGRAMS	% STATE REVENUE LESS THAN TOTAL CVC PROGRAM EXPENDITURES
2019	\$ 10,510,454	\$ 12,294,873	15 % less revenue
2018	\$ 10,145,632	\$ 15,301,237	34 % less revenue
2017	\$ 11,511,551	\$ 17,161,083	33 % less revenue
2016	\$ 9,922,788	\$ 14,477,672	31 % less revenue
2015	\$ 9,835,452	\$ 13,177,097	25 % less revenue
2014	\$ 9,224,546	\$ 13,328,120	31 % less revenue
2013	\$ 9,545,558	\$ 13,544,227	30 % less revenue
2012	\$ 9,268,566	\$ 13,603,164	32 % less revenue
2011	\$ 9,551,516	\$ 14,138,296	32% less revenue
2010	\$ 8,902,898	\$ 14,254,340	38 % less revenue

***TOTAL STATE EXPENDITURES INCLUDES EXPENDITURES OF BOTH STATE REVENUE AND FEDERAL CVC GRANT FUNDS**

COLORADO CRIME VICTIM COMPENSATION PROGRAM INFORMATION

Additional information about Colorado's Crime Victim Compensation Program structure and services is provided on the Division of Criminal Justice, Office for Victims Program's website at:

<https://www.colorado.gov/pacific/dcj/ovp>

General questions about CVC Program resources and referrals may also be directed to:

**The Division of Criminal Justice
Office for Victims Programs
700 Kipling Street, Suite 1000
Denver, CO 80215**

303-239-4493 or toll free within Colorado at 1-888-282-1080.

**PLEASE CONTINUE TO
INDIVIDUAL JUDICIAL DISTRICT
CVC PROGRAM ANNUAL REPORTS
FOR FEDERAL FISCAL YEAR 2019
STARTING NEXT PAGE**

COLORADO
CRIME VICTIM COMPENSATION
INDIVIDUAL JUDICIAL DISTRICT
CVC PROGRAM ANNUAL REPORTS
FEDERAL FISCAL YEAR 2019

THIS PAGE LEFT INTENTIONALLY BLANK

1ST JUDICIAL DISTRICT GILPIN AND JEFFERSON COUNTIES

CONTACT INFORMATION: TONYA ISENBART

OFFICE OF THE DISTRICT ATTORNEY
500 JEFFERSON COUNTY PARKWAY
GOLDEN, CO 80401-6020

TISENBAR@CO.JEFFERSON.CO.US

(303) 271-6846

WEBSITE: www.jeffco.us/2217/Crime-Victim-Compensation-Program

FFY 2019 CVC CLAIMS PAID - & - CVC FUNDS EXPENDED

CRIME CATEGORY	TOTAL CVC CLAIMS PAID	NUMBER OF DV CLAIMS (OF TOTAL CLAIMS PAID)	CVC FUNDS EXPENDED
Arson	2	1	\$ 2,970
Assault	404	287	\$ 591,888
Burglary	64	34	\$ 45,034
Child Abuse	490		\$ 475,217
Homicide	48	11	\$ 156,984
Human Trafficking	1		\$ 1,080
DWI/DUI	12		\$ 11,743
Other Vehicular Crime	19		\$ 40,205
Kidnapping	5	2	\$ 3,738
Sexual Assault	66	15	\$ 79,345
Stalking	15	10	\$ 18,991
Robbery	14	1	\$ 8,711
Terrorism	0		\$ 0
Other	45	37	\$ 35,188
TOTAL CLAIMS PAID	1,185	398	\$ 1,471,094
SERVICE TYPE			CVC FUNDS EXPENDED
Medical/Dental			\$ 389,822
Mental Health			\$ 867,945
Economic Support			\$ 75,459
Funeral/Burial			\$ 86,287
Crime Scene Clean-up			\$ 4,000
Relocation			\$ 180
Travel			\$ 0
Security			\$ 38,499
Doors			\$ 8,902
TOTAL 1st JD CVC PROGRAM FUNDS PAID			\$ 1,471,094
TOTAL 1st JD CVC PROGRAM State COLLECTIONS DEPOSITED			\$ 929,752
TOTAL 1 st JD CVC PROGRAM Federal GRANT FUNDS RECEIVED			\$ 505,000

2ND JUDICIAL DISTRICT DENVER COUNTY

CONTACT INFORMATION: LAYTOYA THORNE

OFFICE OF THE DISTRICT ATTORNEY
201 W. COLFAX, DEPT. 801
DENVER, CO 80202

LATOYA.THORNE@DENVERDA.ORG

(720) 913-9253

WEBSITE: VictimComp@denverda.org

FFY 2019 CVC CLAIMS PAID - & - CVC FUNDS EXPENDED

CRIME CATEGORY	TOTAL CVC CLAIMS PAID	NUMBER OF DV CLAIMS (OF TOTAL CLAIMS PAID)	CVC FUNDS EXPENDED
Arson	4	0	\$ 10,565
Assault	355	125	\$ 793,695
Burglary	34	9	\$ 23,028
Child Abuse	153		\$ 155,690
Homicide	82	7	\$ 333,065
Human Trafficking	0		\$ 0
DWI/DUI	33		\$ 118,345
Other Vehicular Crime	50		\$ 250,863
Kidnapping	1	0	\$ 2,174
Sexual Assault	101	7	\$ 142,344
Stalking	17	2	\$ 16,358
Robbery	41	2	\$ 72,051
Terrorism	0		\$ 0
Other	8	8	\$ 6,795
TOTAL CLAIMS PAID	879	160	\$ 1,924,973
SERVICE TYPE			CVC FUNDS EXPENDED
Medical/Dental			\$ 737,050
Mental Health			\$ 416,783
Economic Support			\$ 361,625
Funeral/Burial			\$ 387,333
Crime Scene Clean-up			\$ 0
Relocation			\$ 0
Travel			\$ 0
Security			\$ 17,505
Doors			\$ 4,677
TOTAL 2nd JD CVC PROGRAM FUNDS PAID			\$ 1,924,973
TOTAL 2nd JD CVC PROGRAM State COLLECTIONS DEPOSITED			\$ 1,365,956
TOTAL 2 nd JD CVC PROGRAM Federal GRANT FUNDS RECEIVED			\$ 560,000

3RD JUDICIAL DISTRICT HUERFANO AND LAS ANIMAS COUNTIES

CONTACT INFORMATION: BOBBIE MARCUS

OFFICE OF THE DISTRICT ATTORNEY

323 MAIN STREET

WALSENBURG, CO 81089

BMARCUS@3RDJUDICIAL.ORG

(719) 738-1510

FFY 2019 CVC CLAIMS PAID - & - CVC FUNDS EXPENDED

CRIME CATEGORY	TOTAL CVC CLAIMS PAID	NUMBER OF DV CLAIMS (OF TOTAL CLAIMS PAID)	CVC FUNDS EXPENDED
Arson	0	0	\$ 0
Assault	6	0	\$ 30,240
Burglary	3	0	\$ 1,532
Child Abuse	0		\$ 0
Homicide	5	1	\$ 20,322
Human Trafficking	0		\$ 0
DWI/DUI	0		\$ 0
Other Vehicular Crime	0		\$ 0
Kidnapping	0	0	\$ 0
Sexual Assault	1	0	\$ 498
Stalking	0	0	\$ 0
Robbery	0	0	\$ 0
Terrorism	0		\$ 0
Other	0	0	\$ 0
TOTAL CLAIMS PAID	15	1	\$ 52,592
SERVICE TYPE			CVC FUNDS EXPENDED
Medical/Dental			\$ 24,939
Mental Health			\$ 360
Economic Support			\$ 7,240
Funeral/Burial			\$ 17,321
Crime Scene Clean-up			\$ 0
Relocation			\$ 1,200
Travel			\$ 0
Security			\$ 1,532
Doors			\$ 0
TOTAL 3rd JD CVC PROGRAM FUNDS PAID			\$ 52,592
TOTAL 3rd JD CVC PROGRAM State COLLECTIONS DEPOSITED			\$ 46,847
TOTAL 3 rd JD CVC PROGRAM Federal GRANT FUNDS RECEIVED			N / A

4TH JUDICIAL DISTRICT EL PASO AND TELLER COUNTIES

CONTACT INFORMATION: AMBER HOLLAND

OFFICE OF THE DISTRICT ATTORNEY
105 EAST VERMIJO, SUITE 111
COLORADO SPRINGS, CO 80903

AMBERHOLLAND@ELPASOCO.COM

(719) 520-6915

WEBSITE: www.4thjudicialda.com/victimwitness3.aspx

FFY 2019 CVC CLAIMS PAID - & - CVC FUNDS EXPENDED

CRIME CATEGORY	TOTAL CVC CLAIMS PAID	NUMBER OF DV CLAIMS (OF TOTAL CLAIMS PAID)	CVC FUNDS EXPENDED
Arson	0	0	\$ 0
Assault	289	138	\$ 822,643
Burglary	22	1	\$ 16,259
Child Abuse	218		\$ 252,404
Homicide	94	1	\$ 271,251
Human Trafficking	0		\$ 0
DWI/DUI	7		\$ 29,456
Other Vehicular Crime	67		\$ 209,548
Kidnapping	4	2	\$ 4,565
Sexual Assault	47	3	\$ 85,553
Stalking	4	3	\$ 9,297
Robbery	36	0	\$ 40,430
Terrorism	0		\$ 0
Other	7	7	\$ 6,534
TOTAL CLAIMS PAID	795	155	\$ 1,747,940
SERVICE TYPE			CVC FUNDS EXPENDED
Medical/Dental			\$ 717,785
Mental Health			\$ 440,346
Economic Support			\$ 266,904
Funeral/Burial			\$ 295,083
Crime Scene Clean-up			\$ 4,226
Relocation			\$ 0
Travel			\$ 5,922
Security			\$ 10,971
Doors			\$ 6,703
TOTAL 4th JD CVC PROGRAM FUNDS PAID			\$ 1,747,940
TOTAL 4th JD CVC PROGRAM State COLLECTIONS DEPOSITED			\$ 1,365,625
TOTAL 4th JD CVC PROGRAM Federal GRANT FUNDS RECEIVED			N / A

5TH JUDICIAL DISTRICT CLEAR CREEK, EAGLE, LAKE AND SUMMIT COUNTIES

CONTACT INFORMATION: BROOK GUST

OFFICE OF THE DISTRICT ATTORNEY

P.O. Box 2000

GEORGETOWN, CO 80444

BGUST@DA5.US

(303) 679-2453

FFY 2019 CVC CLAIMS PAID - & - CVC FUNDS EXPENDED

CRIME CATEGORY	TOTAL CVC CLAIMS PAID	NUMBER OF DV CLAIMS (OF TOTAL CLAIMS PAID)	CVC FUNDS EXPENDED
Arson	0	0	\$ 0
Assault	67	49	\$ 221,941
Burglary	4	1	\$ 2,715
Child Abuse	26		\$ 20,217
Homicide	2	0	\$ 7,946
Human Trafficking	0		\$ 0
DWI/DUI	0		\$ 0
Other Vehicular Crime	8		\$ 25,228
Kidnapping	0	0	\$ 0
Sexual Assault	19	2	\$ 20,669
Stalking	5	3	\$ 7,139
Robbery	0	0	\$ 0
Terrorism	0		\$ 0
Other	0	0	\$ 0
TOTAL CLAIMS PAID	131	55	\$ 305,855
SERVICE TYPE			CVC FUNDS EXPENDED
Medical/Dental			\$ 165,890
Mental Health			\$ 69,294
Economic Support			\$ 50,111
Funeral/Burial			\$ 5,255
Crime Scene Clean-up			\$ 0
Relocation			\$ 8,378
Travel			\$ 4,884
Security			\$ 2,043
Doors			\$ 0
TOTAL 5th JD CVC PROGRAM FUNDS PAID			\$ 305,855
TOTAL 5th JD CVC PROGRAM State COLLECTIONS DEPOSITED			\$ 296,217
TOTAL 5 th JD CVC PROGRAM Federal GRANT FUNDS RECEIVED			N /A

6TH JUDICIAL DISTRICT

ARCHULETA, LA PLATA AND SAN JUAN COUNTIES

CONTACT INFORMATION: CAROL LITTLE

OFFICE OF THE DISTRICT ATTORNEY

P.O. DRAWER 3455

DURANGO, CO 81302

CAROL.LITTLE@CO.LAPLATA.CO.US (970) 382-6339

FFY 2019 CVC CLAIMS PAID - & - CVC FUNDS EXPENDED

CRIME CATEGORY	TOTAL CVC CLAIMS PAID	NUMBER OF DV CLAIMS (OF TOTAL CLAIMS PAID)	CVC FUNDS EXPENDED
Arson	0	0	\$ 0
Assault	31	18	\$ 40,585
Burglary	0	0	\$ 0
Child Abuse	14		\$ 7,471
Homicide	4	4	\$ 5,849
Human Trafficking	0		\$ 0
DWI/DUI	3		\$ 9,064
Other Vehicular Crime	7		\$ 10,013
Kidnapping	2	0	\$ 5,359
Sexual Assault	4	0	\$ 3,000
Stalking	2	2	\$ 1,530
Robbery	0	0	\$ 0
Terrorism	0		\$ 0
Other	0	0	\$ 0
TOTAL CLAIMS PAID	67	24	\$ 82,871
SERVICE TYPE			CVC FUNDS EXPENDED
Medical/Dental			\$ 28,359
Mental Health			\$ 32,663
Economic Support			\$ 13,322
Funeral/Burial			\$ 6,600
Crime Scene Clean-up			\$ 0
Relocation			\$ 297
Travel			\$ 931
Security			\$ 699
Doors			\$ 0
TOTAL 6th JD CVC PROGRAM FUNDS PAID			\$ 82,871
TOTAL 6th JD CVC PROGRAM State COLLECTIONS DEPOSITED			\$ 129,680
TOTAL 6 th JD CVC PROGRAM Federal GRANT FUNDS RECEIVED			N / A

7TH JUDICIAL DISTRICT DELTA, GUNNISON, HINSDALE, MONTROSE, OURAY AND SAN MIGUEL COUNTIES

CONTACT INFORMATION: ELEASHA CERVANTES

OFFICE OF THE DISTRICT ATTORNEY
1200 N. GRAND AVE., #D
MONTROSE, CO 81401

ELEASHA.CERVANTES@CO7DA.ORG (970) 252-4266

WEBSITE: www.co7da.org/victim-services/victim-compensation/

FFY 2019 CVC CLAIMS PAID - & - CVC FUNDS EXPENDED

CRIME CATEGORY	TOTAL CVC CLAIMS PAID	NUMBER OF DV CLAIMS (OF TOTAL CLAIMS PAID)	CVC FUNDS EXPENDED
Arson	0	0	\$ 0
Assault	44	26	\$ 72,504
Burglary	0	0	\$ 0
Child Abuse	34		\$ 44,883
Homicide	9	0	\$ 13,657
Human Trafficking	0		\$ 0
DWI/DUI	0		\$ 0
Other Vehicular Crime	5		\$ 9,910
Kidnapping	0	0	\$ 0
Sexual Assault	10	1	\$ 7,618
Stalking	2	1	\$ 4,046
Robbery	0	0	\$ 0
Terrorism	0		\$ 0
Other	2	0	\$ 0
TOTAL CLAIMS PAID	144	37	\$ 152,618
SERVICE TYPE			CVC FUNDS EXPENDED
Medical/Dental			\$ 30,002
Mental Health			\$ 60,330
Economic Support			\$ 46,631
Funeral/Burial			\$ 11,191
Crime Scene Clean-up			\$ 0
Relocation			\$ 0
Travel			\$ 1,478
Security			\$ 2,191
Doors			\$ 795
TOTAL 7th JD CVC PROGRAM FUNDS PAID			\$ 152,618
TOTAL 7th JD CVC PROGRAM State COLLECTIONS DEPOSITED			\$ 219,311
TOTAL 7 th JD CVC PROGRAM Federal GRANT FUNDS RECEIVED			N / A

2019 FFY Crime Victim Compensation Annual Program Report – March, 2020

8TH JUDICIAL DISTRICT JACKSON AND LARIMER COUNTIES

CONTACT INFORMATION: CANDACE SMITH

OFFICE OF THE DISTRICT ATTORNEY
201 LA PORTE AVE., SUITE 200
FORT COLLINS, CO 80521-2763

SMITHCR@CO.LARIMER.CO.US

(970) 498-7290

WEBSITE: www.larimer.org/da/vicwit/compensation

FFY 2019 CVC CLAIMS PAID - & - CVC FUNDS EXPENDED

CRIME CATEGORY	TOTAL CVC CLAIMS PAID	NUMBER OF DV CLAIMS (OF TOTAL CLAIMS PAID)	CVC FUNDS EXPENDED
Arson	1	0	\$ 1,172
Assault	118	59	\$ 235,194
Burglary	9	5	\$ 9,016
Child Abuse	166		\$ 153,930
Homicide	16	0	\$ 55,007
Human Trafficking	0		\$ 0
DWI/DUI	14		\$ 50,070
Other Vehicular Crime	26		\$ 70,437
Kidnapping	2	1	\$ 15,863
Sexual Assault	45	3	\$ 65,545
Stalking	6	4	\$ 7,650
Robbery	1	0	\$ 780
Terrorism	0		\$ 0
Other	6	5	\$ 7,932
TOTAL CLAIMS PAID	410	77	\$ 672,596
SERVICE TYPE			CVC FUNDS EXPENDED
Medical/Dental			\$ 225,251
Mental Health			\$ 217,297
Economic Support			\$ 125,095
Funeral/Burial			\$ 50,760
Crime Scene Clean-up			\$ 2,525
Relocation			\$ 45,172
Travel			\$ 0
Security			\$ 6,496
Doors			\$ 0
TOTAL 8th JD CVC PROGRAM FUNDS PAID			\$ 672,596
TOTAL 8th JD CVC PROGRAM State COLLECTIONS DEPOSITED			\$ 747,322
TOTAL 8 th JD CVC PROGRAM Federal GRANT FUNDS RECEIVED			N / A

9TH JUDICIAL DISTRICT GARFIELD, PITKIN AND RIO BLANCO COUNTIES

CONTACT INFORMATION: STEVE AURAND

OFFICE OF THE DISTRICT ATTORNEY
109 8TH STREET, SUITE 308
GLENWOOD SPRINGS, CO 81601

SAURAND@9DACO.ORG

(970) 384-3517

WEBSITE: www.9daco.org/victimcompensation.html

FFY 2019 CVC CLAIMS PAID - & - CVC FUNDS EXPENDED

CRIME CATEGORY	TOTAL CVC CLAIMS PAID	NUMBER OF DV CLAIMS (OF TOTAL CLAIMS PAID)	CVC FUNDS EXPENDED
Arson	0	0	\$ 0
Assault	82	63	\$ 112,043
Burglary	0	0	\$ 0
Child Abuse	61		\$ 50,313
Homicide	3	1	\$ 1,846
Human Trafficking	0		\$ 0
DWI/DUI	0		\$ 0
Other Vehicular Crime	18		\$ 37,154
Kidnapping	2	0	\$ 2,182
Sexual Assault	20	6	\$ 16,039
Stalking	14	11	\$ 12,639
Robbery	0	0	\$ 0
Terrorism	0		\$ 0
Other	2	2	\$ 2,370
TOTAL CLAIMS PAID	202	83	\$ 234,586
SERVICE TYPE			CVC FUNDS EXPENDED
Medical/Dental			\$ 69,515
Mental Health			\$ 115,030
Economic Support			\$ 41,616
Funeral/Burial			\$ 6,589
Crime Scene Clean-up			\$ 0
Relocation			\$ 124
Travel			\$ 90
Security			\$ 1,460
Doors			\$ 162
TOTAL 9th JD CVC PROGRAM FUNDS PAID			\$ 234,586
TOTAL 9th JD CVC PROGRAM State COLLECTIONS DEPOSITED			\$ 203,065
TOTAL 9 th JD CVC PROGRAM Federal GRANT FUNDS RECEIVED			\$ 96,505

10TH JUDICIAL DISTRICT PUEBLO COUNTY

CONTACT INFORMATION: FLORENCE HUNT

OFFICE OF THE DISTRICT ATTORNEY
701 COURT STREET
PUEBLO, CO 81003

HUNT@CO.PUEBLO.CO.US

(719) 583-6092

WEBSITE: county.pueblo.org/government/county/departments/county-district-attorney/victim-compensation

FFY 2019 CVC CLAIMS PAID - & - CVC FUNDS EXPENDED

CRIME CATEGORY	TOTAL CVC CLAIMS PAID	NUMBER OF DV CLAIMS (OF TOTAL CLAIMS PAID)	CVC FUNDS EXPENDED
Arson	1	1	\$ 367
Assault	35	17	\$ 88,513
Burglary	4	0	\$ 7,576
Child Abuse	6		\$ 9,444
Homicide	15	0	\$ 119,505
Human Trafficking	0		\$ 0
DWI/DUI	3		\$ 4,344
Other Vehicular Crime	19		\$ 84,049
Kidnapping	0	0	\$ 0
Sexual Assault	8	2	\$ 13,147
Stalking	0	0	\$ 0
Robbery	0	0	\$ 0
Terrorism	0		\$ 0
Other	0	0	\$ 0
TOTAL CLAIMS PAID	91	20	\$ 326,945
SERVICE TYPE			CVC FUNDS EXPENDED
Medical/Dental			\$ 97,799
Mental Health			\$ 35,254
Economic Support			\$ 71,693
Funeral/Burial			\$ 113,647
Crime Scene Clean-up			\$ 0
Relocation			\$ 0
Travel			\$ 0
Security			\$ 8,552
Doors			\$ 0
TOTAL 10th JD CVC PROGRAM FUNDS PAID			\$ 326,945
TOTAL 10th JD CVC PROGRAM State COLLECTIONS DEPOSITED			\$ 286,068
TOTAL 10 th JD CVC PROGRAM Federal GRANT FUNDS RECEIVED			N / A

11TH JUDICIAL DISTRICT

CHAFFEE, CUSTER, FREMONT AND PARK COUNTIES

CONTACT INFORMATION: **BARBARA TOPLISS**

OFFICE OF THE DISTRICT ATTORNEY
136 JUSTICE CENTER ROAD, ROOM 203
CANON CITY, CO 81212

BTOPLISS@DA11THJD.ORG

(719) 269-0170

WEBSITE: www.da11thjd.or/victim_assistance

FFY 2019 CVC CLAIMS PAID - & - CVC FUNDS EXPENDED

CRIME CATEGORY	TOTAL CVC CLAIMS PAID	NUMBER OF DV CLAIMS (OF TOTAL CLAIMS PAID)	CVC FUNDS EXPENDED
Arson	0	0	\$ 0
Assault	40	27	\$ 92,608
Burglary	0	0	\$ 0
Child Abuse	12		\$ 13,444
Homicide	12	0	\$ 47,692
Human Trafficking	0		\$ 0
DWI/DUI	0		\$ 0
Other Vehicular Crime	7		\$ 22,153
Kidnapping	2	0	\$ 535
Sexual Assault	10	0	\$ 11,604
Stalking	1	1	\$ 2,048
Robbery	2	0	\$ 7,452
Terrorism	0		\$ 0
Other	1	1	\$ 4,200
TOTAL CLAIMS PAID	87	29	\$ 201,736
SERVICE TYPE			CVC FUNDS EXPENDED
Medical/Dental			\$ 29,754
Mental Health			\$ 15,832
Economic Support			\$ 87,161
Funeral/Burial			\$ 60,208
Crime Scene Clean-up			\$ 832
Relocation			\$ 2,500
Travel			\$ 1,294
Security			\$ 1,323
Doors			\$ 2,832
TOTAL 11th JD CVC PROGRAM FUNDS PAID			\$ 201,736
TOTAL 11th JD CVC PROGRAM State COLLECTIONS DEPOSITED			\$ 177,943
TOTAL 11 th JD CVC PROGRAM Federal GRANT FUNDS RECEIVED			N / A

12TH JUDICIAL DISTRICT

ALAMOSA, CONEJOS, COSTILLA, MINERAL, RIO GRANDE AND SAGUACHE COUNTIES

CONTACT INFORMATION: TAMMY ROGERS

OFFICE OF THE DISTRICT ATTORNEY

426 SAN JUAN AVE.

ALAMOSA, CO 81101

TMROGERS@DA12.STATE.CO.US

(719) 589-3691

WEBSITE: www.coloda12jd.com/products.html

FFY 2019 CVC CLAIMS PAID - & - CVC FUNDS EXPENDED

CRIME CATEGORY	TOTAL CVC CLAIMS PAID	NUMBER OF DV CLAIMS (OF TOTAL CLAIMS PAID)	CVC FUNDS EXPENDED
Arson	7	0	\$ 3,500
Assault	16	12	\$ 56,182
Burglary	1	0	\$ 1,146
Child Abuse	10		\$ 8,646
Homicide	2	1	\$ 7,686
Human Trafficking	0		\$ 0
DWI/DUI	0		\$ 0
Other Vehicular Crime	10		\$ 53,468
Kidnapping	0	0	\$ 0
Sexual Assault	1	0	\$ 820
Stalking	0	0	\$ 0
Robbery	0	0	\$ 0
Terrorism	0		\$ 0
Other	0	0	\$ 0
TOTAL CLAIMS PAID	47	13	\$ 131,448
SERVICE TYPE			CVC FUNDS EXPENDED
Medical/Dental			\$ 76,754
Mental Health			\$ 14,740
Economic Support			\$ 7,507
Funeral/Burial			\$ 27,657
Crime Scene Clean-up			\$ 1,500
Relocation			\$ 1,000
Travel			\$ 0
Security			\$ 1,290
Doors			\$ 1,000
TOTAL 12th JD CVC PROGRAM FUNDS PAID			\$ 131,448
TOTAL 12th JD CVC PROGRAM State COLLECTIONS DEPOSITED			\$ 147,722
TOTAL 12th JD CVC PROGRAM Federal GRANT FUNDS RECEIVED			N / A

13TH JUDICIAL DISTRICT
KIT CARSON, LOGAN, MORGAN, PHILLIPS, SEDGWICK,
WASHINGTON AND YUMA COUNTIES

CONTACT INFORMATION: JILL OLSEN

OFFICE OF THE DISTRICT ATTORNEY
 400 WARNER STREET
 FORT MORGAN, CO 80701

JOLSEN@13THDA.COM

(970) 542-3420

WEBSITE: www.13thda.com/victims-rights-and-advocates/victim-compensation

FFY 2019 CVC CLAIMS PAID - & - CVC FUNDS EXPENDED

CRIME CATEGORY	TOTAL CVC CLAIMS PAID	NUMBER OF DV CLAIMS (OF TOTAL CLAIMS PAID)	CVC FUNDS EXPENDED
Arson	0	0	\$ 0
Assault	46	36	\$ 55,321
Burglary	0	0	\$ 0
Child Abuse	48		\$ 27,983
Homicide	18	10	\$ 49,002
Human Trafficking	0		\$ 0
DWI/DUI	0		\$ 0
Other Vehicular Crime	10		\$ 20,636
Kidnapping	1	1	\$ 385
Sexual Assault	3	1	\$ 2,350
Stalking	3	2	\$ 1,610
Robbery	0	0	\$ 0
Terrorism	0		\$ 0
Other	0	0	\$ 0
TOTAL CLAIMS PAID	129	50	\$ 157,287
SERVICE TYPE			CVC FUNDS EXPENDED
Medical/Dental			\$ 29,955
Mental Health			\$ 57,891
Economic Support			\$ 31,079
Funeral/Burial			\$ 34,775
Crime Scene Clean-up			\$ 3,587
Relocation			\$ 0
Travel			\$ 0
Security			\$ 0
Doors			\$ 0
TOTAL 13th JD CVC PROGRAM FUNDS PAID			\$ 157,287
TOTAL 13th JD CVC PROGRAM State COLLECTIONS DEPOSITED			\$ 212,931
TOTAL 13th JD CVC PROGRAM Federal GRANT FUNDS RECEIVED			N / A

14TH JUDICIAL DISTRICT GRAND, MOFFAT AND ROUTT COUNTIES

CONTACT INFORMATION: DONNA ZULIAN

OFFICE OF THE DISTRICT ATTORNEY
221 W. VICTORY WAY, STE. 302
CRAIG, CO 81625

DZULIAN@14DA.ORG

(970) 824-9143

WEBSITE: www.colorado.gov/pacific/14thjudicialda/victim-compensation-1

FFY 2019 CVC CLAIMS PAID - & - CVC FUNDS EXPENDED

CRIME CATEGORY	TOTAL CVC CLAIMS PAID	NUMBER OF DV CLAIMS (OF TOTAL CLAIMS PAID)	CVC FUNDS EXPENDED
Arson	0	0	\$ 0
Assault	19	6	\$ 24,729
Burglary	1	0	\$ 858
Child Abuse	4		\$ 4,655
Homicide	0	0	\$ 0
Human Trafficking	0		\$ 0
DWI/DUI	0		\$ 0
Other Vehicular Crime	0		\$ 0
Kidnapping	2	1	\$ 1,845
Sexual Assault	3	1	\$ 3,812
Stalking	1	1	\$ 320
Robbery	0	0	\$ 0
Terrorism	0		\$ 0
Other	1	1	\$ 1,360
TOTAL CLAIMS PAID	31	10	\$ 37,579
SERVICE TYPE			CVC FUNDS EXPENDED
Medical/Dental			\$ 16,975
Mental Health			\$ 8,668
Economic Support			\$ 4,007
Funeral/Burial			\$ 0
Crime Scene Clean-up			\$ 0
Relocation			\$ 4,671
Travel			\$ 1,850
Security			\$ 1,408
Doors			\$ 0
TOTAL 14th JD CVC PROGRAM FUNDS PAID			\$ 37,579
TOTAL 14th JD CVC PROGRAM State COLLECTIONS DEPOSITED			\$ 119,685
TOTAL 14th JD CVC PROGRAM Federal GRANT FUNDS RECEIVED			N / A

15TH JUDICIAL DISTRICT BACA, CHEYENNE, KIOWA AND PROWERS COUNTIES

CONTACT INFORMATION: TAMMY WILLIAMS

OFFICE OF THE DISTRICT ATTORNEY
110 E. OAK STREET
LAMAR, CO 81052

TAMMY.WILLIAMS@SOUTHEASTCOLORADO.NET (719) 336-7446

FFY 2019 CVC CLAIMS PAID - & - CVC FUNDS EXPENDED

CRIME CATEGORY	TOTAL CVC CLAIMS PAID	NUMBER OF DV CLAIMS (OF TOTAL CLAIMS PAID)	CVC FUNDS EXPENDED
Arson	0	0	\$ 0
Assault	12	6	\$ 28,450
Burglary	0	0	\$ 0
Child Abuse	2		\$ 2,811
Homicide	1	0	\$ 61
Human Trafficking	0		\$ 0
DWI/DUI	0		\$ 0
Other Vehicular Crime	2		\$ 7,819
Kidnapping	0	0	\$ 0
Sexual Assault	4	0	\$ 6,334
Stalking	0	0	\$ 0
Robbery	0	0	\$ 0
Terrorism	0		\$ 0
Other	0	0	\$ 0
TOTAL CLAIMS PAID	21	6	\$ 45,475
SERVICE TYPE			CVC FUNDS EXPENDED
Medical/Dental			\$ 30,007
Mental Health			\$ 1,158
Economic Support			\$ 7,373
Funeral/Burial			\$ 2,780
Crime Scene Clean-up			\$ 500
Relocation			\$ 0
Travel			\$ 3,035
Security			\$ 457
Doors			\$ 0
TOTAL 15th JD CVC PROGRAM FUNDS PAID			\$ 45,475
TOTAL 15th JD CVC PROGRAM State COLLECTIONS DEPOSITED			\$ 85,860
TOTAL 15 th JD CVC PROGRAM Federal GRANT FUNDS RECEIVED			N / A

16TH JUDICIAL DISTRICT BENT, CROWLEY AND OTERO COUNTIES

CONTACT INFORMATION: CRYSTAL MADRID

OFFICE OF THE DISTRICT ATTORNEY

P.O. Box 928

LA JUNTA, CO 81050

CMADRID@DA16CO.GOV

(719) 384-8786

FFY 2019 CVC CLAIMS PAID - & - CVC FUNDS EXPENDED

CRIME CATEGORY	TOTAL CVC CLAIMS PAID	NUMBER OF DV CLAIMS (OF TOTAL CLAIMS PAID)	CVC FUNDS EXPENDED
Arson	0	0	\$ 0
Assault	12	4	\$ 38,793
Burglary	0	0	\$ 0
Child Abuse	3		\$ 2,879
Homicide	4	3	\$ 12,245
Human Trafficking	0		\$ 0
DWI/DUI	1		\$ 828
Other Vehicular Crime	5		\$ 13,292
Kidnapping	0	0	\$ 0
Sexual Assault	0	0	\$ 0
Stalking	2	2	\$ 880
Robbery	3	2	\$ 1,837
Terrorism	0		\$ 0
Other	2	2	\$ 1,365
TOTAL CLAIMS PAID	32	13	\$ 72,119
SERVICE TYPE			CVC FUNDS EXPENDED
Medical/Dental			\$ 30,155
Mental Health			\$ 2,940
Economic Support			\$ 8,117
Funeral/Burial			\$ 20,503
Crime Scene Clean-up			\$ 0
Relocation			\$ 4,994
Travel			\$ 560
Security			\$ 4,850
Doors			\$ 0
TOTAL 16th JD CVC PROGRAM FUNDS PAID			\$ 72,119
TOTAL 16th JD CVC PROGRAM State COLLECTIONS DEPOSITED			\$ 71,065
TOTAL 16 th JD CVC PROGRAM Federal GRANT FUNDS RECEIVED			N / A

17TH JUDICIAL DISTRICT ADAMS AND BROOMFIELD COUNTIES

CONTACT INFORMATION: TINA JACHETTA

OFFICE OF THE DISTRICT ATTORNEY
1000 JUDICIAL CENTER DRIVE, STE. 100
BRIGHTON, CO 80601

TJACHETTA@DA17.STATE.CO.US **(303) 835-5622**

WEBSITE: www.crimevictimcompensation.org

FFY 2019 CVC CLAIMS PAID - & - CVC FUNDS EXPENDED

CRIME CATEGORY	TOTAL CVC CLAIMS PAID	NUMBER OF DV CLAIMS (OF TOTAL CLAIMS PAID)	CVC FUNDS EXPENDED
Arson	5	0	\$ 8,917
Assault	388	245	\$ 538,505
Burglary	50	4	\$ 34,967
Child Abuse	416		\$ 397,436
Homicide	89	0	\$ 226,338
Human Trafficking	0		\$ 0
DWI/DUI	12		\$ 48,209
Other Vehicular Crime	46		\$ 182,316
Kidnapping	0	0	\$ 0
Sexual Assault	34	4	\$ 37,049
Stalking	1	0	\$ 180
Robbery	10	0	\$ 5,284
Terrorism	0		\$ 0
Other	0	0	\$ 0
TOTAL CLAIMS PAID	1,051	253	\$ 1,479,001
SERVICE TYPE			CVC FUNDS EXPENDED
Medical/Dental			\$ 480,211
Mental Health			\$ 698,242
Economic Support			\$ 51,417
Funeral/Burial			\$ 204,800
Crime Scene Clean-up			\$ 3,925
Relocation			\$ 0
Travel			\$ 0
Security			\$ 27,833
Doors			\$ 12,573
TOTAL 17th JD CVC PROGRAM FUNDS PAID			\$ 1,479,001
TOTAL 17th JD CVC PROGRAM State COLLECTIONS DEPOSITED			\$ 901,206
TOTAL 17th JD CVC PROGRAM Federal GRANT FUNDS RECEIVED			\$ 680,000

18TH JUDICIAL DISTRICT

ARAPAHOE, DOUGLAS, ELBERT AND LINCOLN COUNTIES

CONTACT INFORMATION: WENDY BUTER

OFFICE OF THE DISTRICT ATTORNEY
6450 S. REVERE PARKWAY
CENTENNIAL, CO 80111

WBUTER@DA18.STATE.CO.US

(720) 874-8607

WEBSITE: www.da18.org/victims-services/victim-compensation/

FFY 2019 CVC CLAIMS PAID - & - CVC FUNDS EXPENDED

CRIME CATEGORY	TOTAL CVC CLAIMS PAID	NUMBER OF DV CLAIMS (OF TOTAL CLAIMS PAID)	CVC FUNDS EXPENDED
Arson	2	0	\$ 2,610
Assault	470	294	\$ 716,715
Burglary	12	2	\$ 11,799
Child Abuse	194		\$ 358,404
Homicide	261	17	\$ 347,812
Human Trafficking	1		\$ 255
DWI/DUI	16		\$ 19,448
Other Vehicular Crime	48		\$ 142,155
Kidnapping	2	1	\$ 1,125
Sexual Assault	72	5	\$ 82,925
Stalking	3	1	\$ 1,550
Robbery	27	0	\$ 22,019
Terrorism	0		\$ 0
Other	9	8	\$ 8,618
TOTAL CLAIMS PAID	1,317	328	\$ 1,715,435
SERVICE TYPE			CVC FUNDS EXPENDED
Medical/Dental			\$ 499,543
Mental Health			\$ 807,309
Economic Support			\$ 192,636
Funeral/Burial			\$ 200,925
Crime Scene Clean-up			\$ 825
Relocation			\$ 0
Travel			\$ 659
Security			\$ 5,701
Doors			\$ 7,837
TOTAL 18th JD CVC PROGRAM FUNDS PAID			\$ 1,715,435
TOTAL 18th JD CVC PROGRAM State COLLECTIONS DEPOSITED			\$ 1,389,620
TOTAL 18 th JD CVC PROGRAM Federal GRANT FUNDS RECEIVED			\$ 400,000

19TH JUDICIAL DISTRICT WELD COUNTY

CONTACT INFORMATION: KAROL PATCH

OFFICE OF THE DISTRICT ATTORNEY

P.O. Box 1167

GREELEY, CO 80632

KPATCH@CO.WELD.CO.US

(970) 400-4748

WEBSITE: www.weldda.com/victim_services/crime_victim_compensation

FFY 2019 CVC CLAIMS PAID - & - CVC FUNDS EXPENDED

CRIME CATEGORY	TOTAL CVC CLAIMS PAID	NUMBER OF DV CLAIMS (OF TOTAL CLAIMS PAID)	CVC FUNDS EXPENDED
Arson	0	0	\$ 0
Assault	127	82	\$ 275,502
Burglary	12	7	\$ 22,533
Child Abuse	89		\$ 84,652
Homicide	17	6	\$ 46,568
Human Trafficking	1		\$ 800
DWI/DUI	7		\$ 24,513
Other Vehicular Crime	20		\$ 136,665
Kidnapping	2	1	\$ 1,755
Sexual Assault	22	1	\$ 31,067
Stalking	2	0	\$ 3,127
Robbery	3	0	\$ 30,444
Terrorism	0		\$ 0
Other	5	5	\$ 2,782
TOTAL CLAIMS PAID	307	102	\$ 660,408
SERVICE TYPE			CVC FUNDS EXPENDED
Medical/Dental			\$ 203,911
Mental Health			\$ 133,006
Economic Support			\$ 156,305
Funeral/Burial			\$ 103,955
Crime Scene Clean-up			\$ 7,852
Relocation			\$ 39,893
Travel			\$ 0
Security			\$ 12,059
Doors			\$ 3,427
TOTAL 19th JD CVC PROGRAM FUNDS PAID			\$ 660,408
TOTAL 19th JD CVC PROGRAM State COLLECTIONS DEPOSITED			\$ 806,063
TOTAL 19 th JD CVC PROGRAM Federal GRANT FUNDS RECEIVED			N / A

20TH JUDICIAL DISTRICT BOULDER COUNTY

CONTACT INFORMATION: KIM STALNACKER

OFFICE OF THE DISTRICT ATTORNEY
BOULDER COUNTY COURTS BLDG.
1035 KIMBARK STREET
LONGMONT, CO 80501

KSTALNACKER@BOULDERCOUNTY.ORG (303) 682-6801

WEBSITE: www.bouldercounty.org/district-attorney-victim-compensation/

FFY 2019 CVC CLAIMS PAID - & - CVC FUNDS EXPENDED

CRIME CATEGORY	TOTAL CVC CLAIMS PAID	NUMBER OF DV CLAIMS (OF TOTAL CLAIMS PAID)	CVC FUNDS EXPENDED
Arson	0	0	\$ 0
Assault	59	32	\$ 94,954
Burglary	14	8	\$ 24,741
Child Abuse	52		\$ 57,171
Homicide	10	4	\$ 16,940
Human Trafficking	1		\$ 360
DWI/DUI	1		\$ 1,089
Other Vehicular Crime	23		\$ 72,374
Kidnapping	3	2	\$ 2,155
Sexual Assault	20	2	\$ 31,423
Stalking	14	8	\$ 13,821
Robbery	2	0	\$ 990
Terrorism	0		\$ 0
Other	4	4	\$ 5,488
TOTAL CLAIMS PAID	203	60	\$ 321,506
SERVICE TYPE			CVC FUNDS EXPENDED
Medical/Dental			\$ 109,726
Mental Health			\$ 124,901
Economic Support			\$ 48,951
Funeral/Burial			\$ 23,313
Crime Scene Clean-up			\$ 0
Relocation			\$ 7,646
Travel			\$ 0
Security			\$ 6,969
Doors			\$ 0
TOTAL 20th JD CVC PROGRAM FUNDS PAID			\$ 321,506
TOTAL 20th JD CVC PROGRAM State COLLECTIONS DEPOSITED			\$ 381,440
TOTAL 20 th JD CVC PROGRAM Federal GRANT FUNDS RECEIVED			N /A

21ST JUDICIAL DISTRICT MESA COUNTY

CONTACT INFORMATION: JENNIFER BALLAGH

OFFICE OF THE DISTRICT ATTORNEY

P.O. Box 20,000-5031

GRAND JUNCTION, CO 81502

JENNIFER.BALLAGH@MESACOUNTY.US (970) 244-1737

WEBSITE: www.da.mesacounty.us/victimwitness-program/crime-victim-compensation/

FFY 2019 CVC CLAIMS PAID - & - CVC FUNDS EXPENDED

CRIME CATEGORY	TOTAL CVC CLAIMS PAID	NUMBER OF DV CLAIMS (OF TOTAL CLAIMS PAID)	CVC FUNDS EXPENDED
Arson	0	0	\$ 0
Assault	77	42	\$ 189,370
Burglary	6	5	\$ 7,825
Child Abuse	72		\$ 119,065
Homicide	40	25	\$ 89,649
Human Trafficking	0		\$ 0
DWI/DUI	0		\$ 0
Other Vehicular Crime	5		\$ 23,099
Kidnapping	3	1	\$ 2,700
Sexual Assault	12	2	\$ 23,428
Stalking	3	3	\$ 1,466
Robbery	2	2	\$ 4,927
Terrorism	0		\$ 0
Other	2	2	\$ 2,480
TOTAL CLAIMS PAID	222	82	\$ 464,009
SERVICE TYPE			CVC FUNDS EXPENDED
Medical/Dental			\$ 129,787
Mental Health			\$ 176,468
Economic Support			\$ 69,933
Funeral/Burial			\$ 43,449
Crime Scene Clean-up			\$ 1,000
Relocation			\$ 24,237
Travel			\$ 6,948
Security			\$ 1,337
Doors			\$ 850
TOTAL 21st JD CVC PROGRAM FUNDS PAID			\$ 464,009
TOTAL 21st JD CVC PROGRAM State COLLECTIONS DEPOSITED			\$ 444,555
TOTAL 21 st JD CVC PROGRAM Federal GRANT FUNDS RECEIVED			N / A

22ND JUDICIAL DISTRICT

DOLORES AND MONTEZUMA COUNTIES

CONTACT INFORMATION: JOEY UNDERWOOD

OFFICE OF THE DISTRICT ATTORNEY
103 N. CHESTNUT STREET
CORTEZ, CO 81321

JUNDERWOOD@CO.MONTEZUMA.CO.US (970) 564-2755

WEBSITE: www.montezumacounty.org/web/services/district-attorney/victim-compensation/

FFY 2019 CVC CLAIMS PAID - & - CVC FUNDS EXPENDED

CRIME CATEGORY	TOTAL CVC CLAIMS PAID	NUMBER OF DV CLAIMS (OF TOTAL CLAIMS PAID)	CVC FUNDS EXPENDED
Arson	0	0	\$ 0
Assault	16	9	\$ 28,268
Burglary	0	0	\$ 0
Child Abuse	4		\$ 3,745
Homicide	0	0	\$ 0
Human Trafficking	0		\$ 0
DWI/DUI	0		\$ 0
Other Vehicular Crime	2		\$ 3,063
Kidnapping	0	0	\$ 0
Sexual Assault	0	0	\$ 0
Stalking	0	0	\$ 0
Robbery	1	0	\$ 1,720
Terrorism	0		\$ 0
Other	0	0	\$ 0
TOTAL CLAIMS PAID	23	9	\$ 36,796
SERVICE TYPE			CVC FUNDS EXPENDED
Medical/Dental			\$ 5,173
Mental Health			\$ 1,982
Economic Support			\$ 18,300
Funeral/Burial			\$ 3,133
Crime Scene Clean-up			\$ 0
Relocation			\$ 7,044
Travel			\$ 30
Security			\$ 1,134
Doors			\$ 0
TOTAL 22nd JD CVC PROGRAM FUNDS PAID			\$ 36,796
TOTAL 22nd JD CVC PROGRAM State COLLECTIONS DEPOSITED			\$ 65,417
TOTAL 22nd JD CVC PROGRAM Federal GRANT FUNDS RECEIVED			N / A

Thank you for your time in reviewing

The Colorado

Crime Victim Compensation


FFY 2019 Annual Program Report

This report reflects the critical and tangible

financial assistance provided to victims of

crime

throughout Colorado.





**FOR QUESTIONS OR FURTHER INFORMATION ABOUT
COLORADO CRIME VICTIM COMPENSATION CONTACT**

**The Division of Criminal Justice
Office for Victims Programs
700 Kipling Street, Suite 1000
Denver, CO 80215**

303-239-4493 or toll free within Colorado at 1-888-282-1080