

COLORADO VICTIM COMPENSATION 2013 ANNUAL REPORT

OCTOBER 1, 2012 – SEPTEMBER 30, 2013

(Federal Fiscal Year 2013)

Colorado Department of Public Safety

Division of Criminal Justice, Office for Victims Programs



Financial assistance for victims of violent crimes

April 2014

The Office for Victims Programs' mission is to improve the physical and emotional recovery of Colorado's crime victims and to restore victims' confidence in the criminal justice system.



KATHY SASAK, ACTING EXECUTIVE DIRECTOR, DEPARTMENT OF PUBLIC SAFETY

JEANNE SMITH, DIRECTOR, DIVISION OF CRIMINAL JUSTICE

NANCY FELDMAN, MANAGER, OFFICE FOR VICTIMS PROGRAMS

STEPHANIE PIECHOWSKI, FINANCIAL SPECIALIST

ANTHONY TILGER, VICTIM COMPENSATION ADMINISTRATOR

COLORADO DEPARTMENT OF PUBLIC SAFETY
DIVISION OF CRIMINAL JUSTICE, OFFICE FOR VICTIMS PROGRAMS
700 KIPLING STREET, SUITE 1000
DENVER, CO 80215
PHONE: 303-239-5719 / TOLL FREE 1-888-282-1080
FAX: 303-239-5743
WEBSITE: <http://dcj.ovp.state.co.us/>

TABLE OF CONTENTS

	<u>Page</u>
History	1
Applying for Victim Compensation	2
Compensable Losses	3
Funding	4
Restitution	5
State Revenue by Judicial District – table	6
History of Federal Victim Compensation Awards to the State of Colorado – graph . . .	7
Federal Funds Subgranted to Judicial Districts (FFY 2013) – table	8
Percentage of Payments by Crime Category – Statewide totals	9
Payments by Service Type – Statewide totals	10
Victim Compensation Program Information	11
 Number of Victim Compensation Claims Processed/Funds Expended	
• 1st Judicial District	12
• 2nd Judicial District	13
• 3rd Judicial District	14
• 4th Judicial District	15
• 5th Judicial District	16
• 6th Judicial District	17
• 7th Judicial District	18
• 8th Judicial District	19
• 9th Judicial District	20
• 10th Judicial District	21
• 11th Judicial District	22
• 12th Judicial District	23
• 13th Judicial District	24
• 14th Judicial District	25
• 15th Judicial District	26
• 16th Judicial District	27
• 17th Judicial District	28
• 18th Judicial District	29
• 19th Judicial District	30
• 20th Judicial District	31
• 21st Judicial District	32
• 22nd Judicial District	33

HISTORY

In 1981, the Colorado General Assembly passed legislation creating the Crime Victim Compensation Program. The legislation (C.R.S. 24-4.1, Part 1) created a funding mechanism to assist crime victims with actual expenses incurred as a result of criminal acts that are not reimbursed by another source. The statute applies to compensable crimes committed after July 1, 1982.

The legislation also established victim compensation programs in each of Colorado's 22 judicial districts. Funding and service delivery are decentralized, therefore each district is responsible for the administration, financial management, and decisions regarding its victim compensation funds.

The federal Victims of Crime Act (VOCA) of 1984 provided federal funding as well as state level responsibilities to the Crime Victim Compensation Program. Colorado has received federal funds to supplement the state crime victim compensation program since 1985.

Federal crime victim compensation funds are administered by the Division of Criminal Justice, Colorado Department of Public Safety, and are passed through, or subgranted, to local judicial district Victim Compensation Programs.

The Crime Victim Services Advisory Board (Advisory Board) is responsible for the development of, revisions to, and compliance with the *Standards for the Administration of Crime Victim Compensation Programs (Standards)*. The *Standards* were established in 1992 and have been amended periodically.

APPLYING FOR VICTIM COMPENSATION

Colorado's decentralized system establishes a separate victim compensation program in each of the 22 judicial districts. Per Colorado statute, victims are required to file claims for compensation in the judicial district where the crime occurred.

Victims may receive a maximum amount of \$20,000 for out-of-pocket expenses not covered by insurance or other collateral sources. Victim Compensation is the "payor of last resort;" therefore, programs require that victims apply for other sources of payment prior to receiving Victim Compensation funds.

Some programs are not able to provide crime victim compensation funds up to the \$20,000 statutory limit. This is due to the number of claims received by the program, as well as the amount of revenue collected in the judicial district. Additional information can be obtained by contacting the administrators in the individual judicial districts.

COMPENSABLE LOSSES

Those eligible for victim compensation funds include any person victimized by violent crime in the state of Colorado, residents of Colorado who are victimized in a state or country that does not have a victim compensation program, or residents of Colorado who are victims of terrorism.

Compensable crimes include, but are not limited to:

- Assault
- Child Abuse
- Robbery
- Arson
- Homicide
- DWI/DUI
- Terrorism
- Other violent crimes including some vehicular crimes
- Sexual Assault
- Stalking
- Kidnapping

Victims may receive up to \$20,000 for out-of-pocket expenses not covered by insurance or other collateral sources; and/or, depending on the individual program, up to \$1,000 for emergency awards. Losses which are directly related to the compensable crime are eligible for reimbursement, and may include:

- Medical and dental expenses;
- Mental health expenses;
- Economic support (lost wages; loss of support to dependents);
- Funeral/burial expenses;
- Repair or replacement of doors, locks and/or windows of residential property.

Additionally, applicants must meet the following requirements:

- Have been the victim of an eligible crime, which occurred on or after July 1, 1982, that resulted in an out-of-pocket financial loss;
- Reported the crime to law enforcement within 72 hours;
- Cooperated with law enforcement in the investigation and prosecution of the case;
- Filed for compensation within one year (within six months for eligible property crimes);
- Not have substantially contributed to their victimization.

Note: C.R.S. §24-4.1-108 (2) allows a Board to waive any of these requirements in the interest of justice.

FUNDING

The Victim Compensation Programs in Colorado's 22 judicial districts receive funding from fines and surcharges collected at both the state and federal level. State victim compensation funds are collected from offenders who are convicted of, or receive a deferred sentence for, crimes and/or traffic offenses classified as follows:

Felony	\$163.00
Misdemeanor	\$ 78.00
Class 1 Misdemeanor Traffic Offenses	\$ 46.00
Class 2 Misdemeanor Traffic Offenses	\$ 33.00
Class A or class B traffic infraction – as delineated in C.R.S. §24-4.1-119 (f)(I) and C.R.S. §42-4-1701 (4). (Fees vary as to the type of infraction.)	

Federal victim compensation funds are collected from federal criminal fines and penalties and awarded to the states by the U.S. Department of Justice, Office for Victims of Crime. States may apply for federal funds on a yearly basis. The federal award is based on a formula which equals 60 percent of the total amount of funds paid to victims from state victim compensation funds in the previous federal fiscal year. The Division of Criminal Justice administers these federal funds by subgranting them to individual judicial districts based on their need and spending patterns.

RESTITUTION

Upon sentencing, the court may order the defendant to pay restitution to the victim. Restitution is based on monetary losses suffered by the victim as a result of the crime.

Since a case must reach a final disposition for the court to order restitution, victims may not be awarded restitution for a year or more. Victim Compensation Programs are usually able to make an award to a crime victim within 45 days of receiving a completed application, helping victims meet their initial needs.

The Court may order an offender to repay the Victim Compensation fund for expenses paid to a victim or service provider on behalf of the victim. In effect, the offender is reimbursing the fund for some or all of the dollars awarded to the victim. This holds the offender accountable for his/her criminal actions.

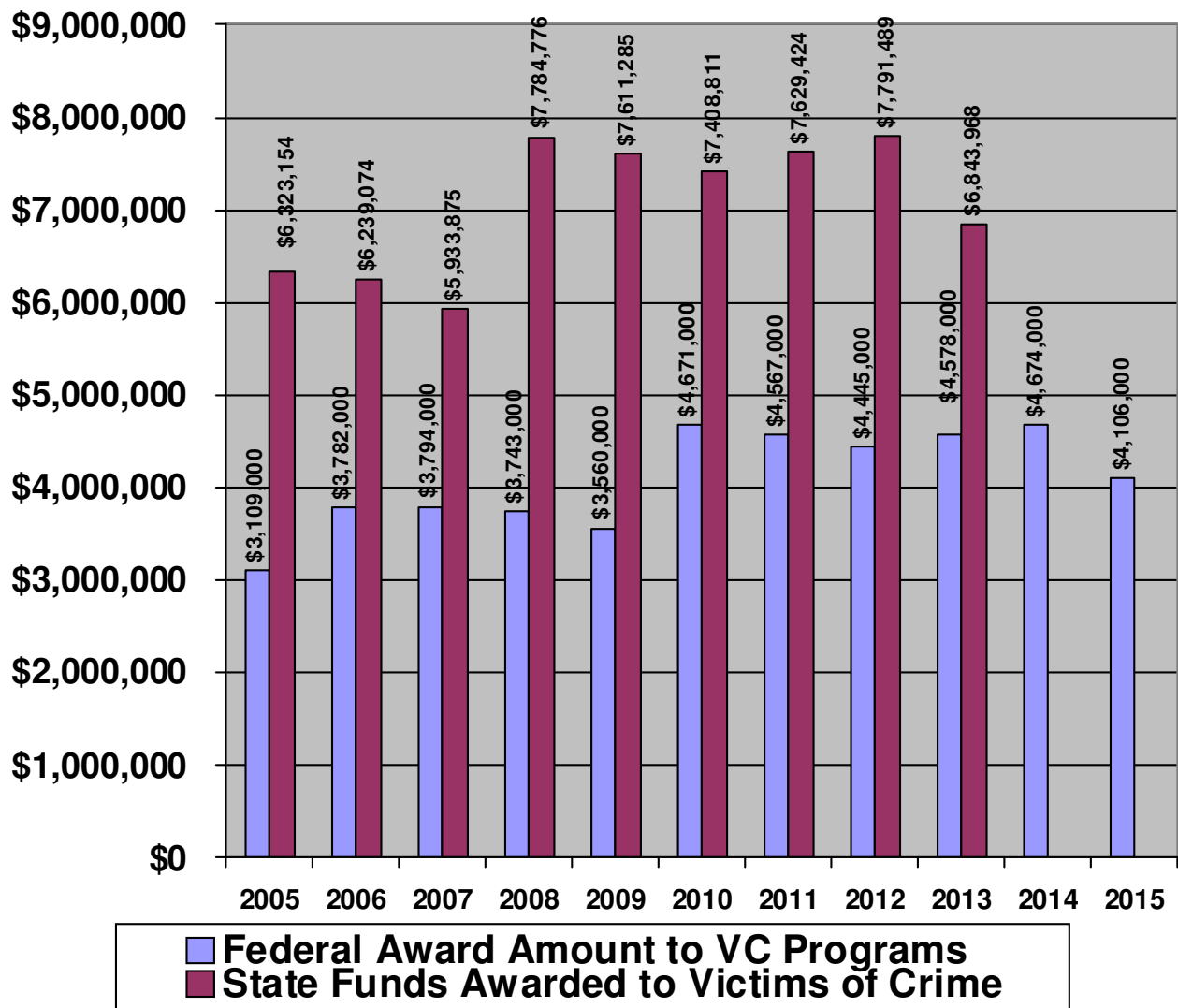
OTHER SOURCES OF REVENUE

Each year judicial districts receive additional revenue to their victim compensation fund in the form of interest earned on the state dollars collected, refunds from collateral sources and donations to the fund. Additionally, some districts receive a portion of restitution payments made by defendants and not claimed by the intended recipient (unclaimed restitution).

**STATE REVENUE BY JUDICIAL DISTRICT
OCTOBER 1, 2012 TO SEPTEMBER 30, 2013**

J.D.	Fines (1)	Interest (2)	Dept. of Revenue (3)	Eligible DA Admin Fund* (4)	Eligible Court Admin Fund* (5)	Revenue After Deductions (6)	Restitution (7)	Unclaimed Restitution & Donations (8)	Refunds (9)	Amount to Program (10)
Formula				(1+2+3)x10%	(1+2+3)x2.5%	(1+2+3)-(4+5)				6+7+8+9
1st	\$840,098.11	\$391.87	\$67,480.84	\$90,797.08	\$22,699.27	\$794,474.47	\$238,915.87	\$0.00	\$21,518.43	\$1,054,908.77
2nd	\$972,757.57	\$0.00	\$415.00	\$97,317.26	\$24,329.31	\$851,526.00	\$276,952.96	\$294,863.76	\$55,555.74	\$1,478,898.46
3rd	\$54,001.10	\$45.66	\$6,337.75	\$6,038.45	\$1,509.61	\$52,836.45	\$12,202.60	\$0.00	\$0.00	\$65,039.05
4th	\$798,107.43	\$369.56	\$93,944.45	\$89,242.14	\$22,310.54	\$780,868.76	\$253,771.88	\$422,912.81	\$17,546.10	\$1,475,099.55
5th	\$221,193.79	\$213.65	\$64,796.81	\$28,620.43	\$7,155.11	\$250,428.72	\$45,850.03	\$0.00	\$5,425.32	\$301,704.07
6th	\$114,134.41	\$81.24	\$19,480.10	\$13,369.58	\$3,342.39	\$116,983.78	\$68,781.92	\$1,412.73	\$2,171.07	\$189,349.50
7th	\$126,415.54	\$172.06	\$33,743.94	\$16,033.15	\$4,008.29	\$140,290.10	\$30,092.70	\$0.00	\$5,448.53	\$175,831.33
8th	\$470,520.28	\$3,958.85	\$32,670.85	\$50,715.00	\$12,678.75	\$443,756.23	\$137,954.00	\$0.00	\$15,466.36	\$597,176.59
9th	\$154,052.54	\$49.58	\$33,232.35	\$18,733.45	\$4,683.36	\$163,917.66	\$36,848.97	\$0.00	\$7,657.80	\$208,424.43
10th	\$239,598.45	\$58.80	\$15,942.35	\$25,559.96	\$6,389.99	\$223,649.65	\$32,145.30	\$2,425.47	\$12,139.60	\$270,360.02
11th	\$139,068.40	\$69.97	\$22,637.85	\$16,177.62	\$4,044.41	\$141,554.19	\$42,415.77	\$0.00	\$2,583.07	\$186,553.03
12th	\$93,560.97	\$392.16	\$28,899.88	\$12,285.30	\$3,071.33	\$107,496.38	\$25,597.98	\$0.00	\$2,170.40	\$135,264.76
13th	\$151,531.86	\$152.29	\$52,688.50	\$20,437.27	\$5,109.32	\$178,826.07	\$50,999.60	\$0.00	\$13,847.63	\$243,673.30
14th	\$106,206.71	\$216.01	\$28,108.55	\$13,453.13	\$3,363.28	\$117,714.86	\$29,224.77	\$1,436.88	\$7,202.80	\$155,579.31
15th	\$73,357.35	\$522.02	\$42,908.70	\$11,678.81	\$2,919.70	\$102,189.56	\$4,229.70	\$0.00	\$182.00	\$106,601.26
16th	\$49,240.20	\$21.36	\$28,994.80	\$7,825.64	\$1,956.41	\$68,474.32	\$27,479.41	\$0.00	\$3,851.78	\$99,805.51
17th	\$853,834.55	\$179.77	\$57,076.20	\$91,109.05	\$22,777.26	\$797,204.21	\$172,152.51	\$0.00	\$75,255.26	\$1,044,611.98
18th	\$1,000,733.33	\$78.37	\$80,310.13	\$108,112.18	\$27,028.05	\$945,981.60	\$289,712.22	\$119,445.96	\$20,365.62	\$1,375,505.40
19th	\$451,013.04	\$312.96	\$32,101.90	\$48,342.79	\$12,085.70	\$422,999.41	\$120,550.05	\$0.00	\$9,063.86	\$552,613.32
20th	\$379,468.10	\$117.31	\$21,005.18	\$40,059.06	\$10,014.76	\$350,516.77	\$37,361.96	\$38,627.51	\$2,261.66	\$428,767.90
21st	\$294,868.14	\$162.00	\$31,697.10	\$32,672.72	\$8,168.18	\$285,886.34	\$83,773.55	\$3,280.26	\$8,431.83	\$381,371.98
22nd	\$53,247.52	\$155.84	\$9,872.85	\$6,327.62	\$1,581.91	\$55,366.68	\$22,426.80	\$1,242.48	\$0.00	\$79,035.96
TOTAL	\$7,637,009.39	\$7,721.33	\$804,346.08	\$844,907.68	\$211,226.92	\$7,392,942.20	\$2,039,440.55	\$885,647.86	\$288,144.86	\$10,606,175.47
* Administrative Funds: Pursuant to statute, the District Attorney and the Court Administrator may use up to 12.5% (10% District Attorney, 2.5% Court Administrator) of new monies deposited into the victim compensation fund for administrative costs. Columns (4) and (5) represent the amount of new monies deposited into the fund in the current fiscal year that are available for use by the District Attorney and Court Administrator.										

HISTORY OF FEDERAL AND STATE VICTIM COMPENSATION FUNDS FOR THE STATE OF COLORADO



FEDERAL FISCAL YEAR	STATE PAYMENTS ELIGIBLE FOR MATCH	FEDERAL AWARD AMOUNT
2006	\$6,239,074	\$3,782,000
2007	\$5,933,875	\$3,794,000
2008	\$7,784,776	\$3,743,000
2009	\$7,611,285	\$3,560,000
2010	\$7,408,811	\$4,671,000
2011	\$7,629,424	\$4,567,000
2012	\$7,791,489	\$4,445,000
2013	\$6,843,968	\$4,578,000
2014		(EST.) \$4,674,000
2015		(EST.) \$4,106,000

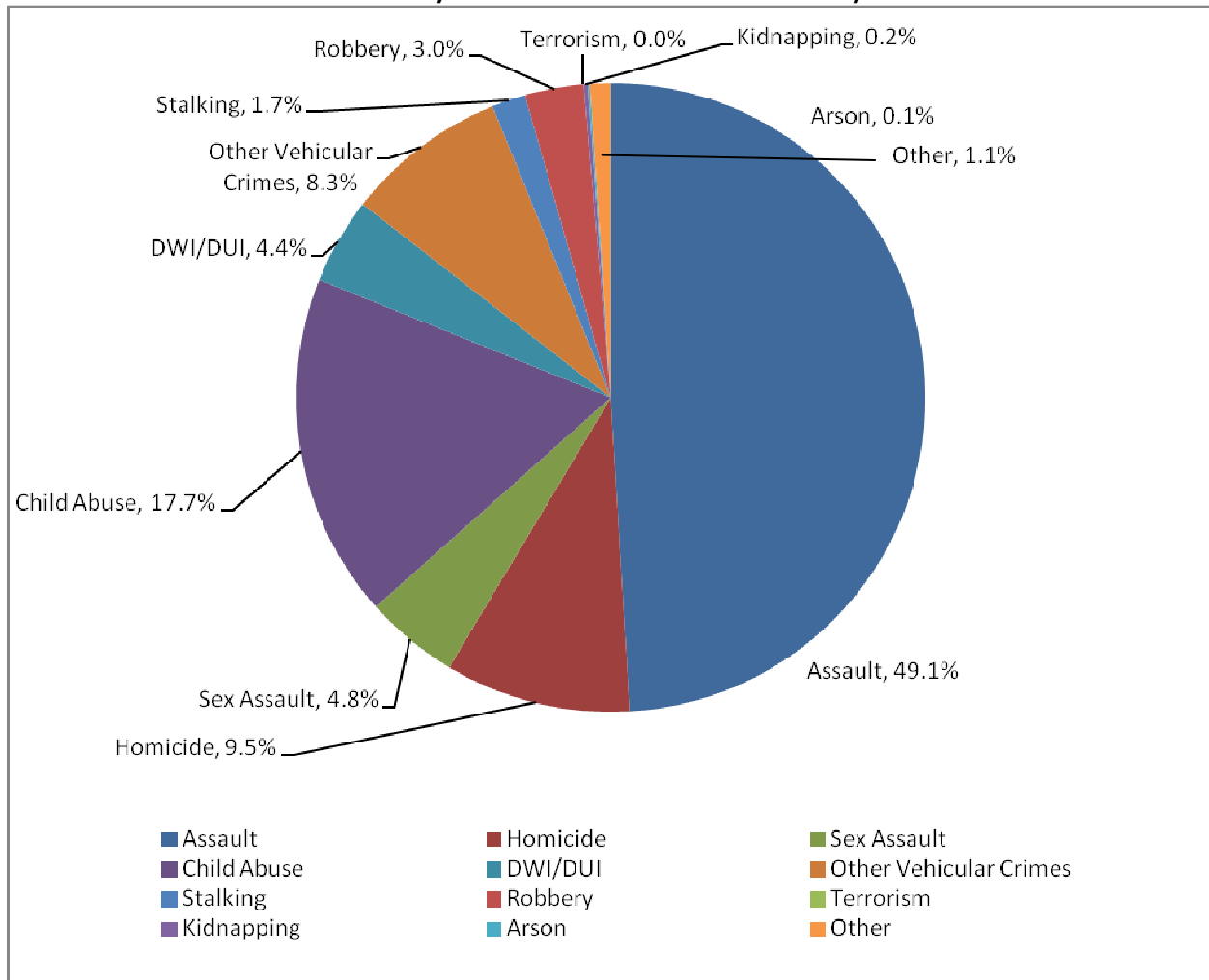
FEDERAL FUNDS SUBGRANTED* TO JUDICIAL DISTRICTS
 OCTOBER 1, 2012 TO SEPTEMBER 30, 2013
 (FEDERAL FISCAL YEAR 2013)

JD	Amount of federal dollars
1st	\$ 550,000
2nd	\$1,500,000
3rd	\$
4th	\$
5th	\$
6th	\$
7th	\$
8th	\$
9th	\$ 60,000
10th	\$ 40,000
11th	\$
12th	\$
13th	\$
14th	\$
15th	\$
16th	\$
17th	\$ 766,998
18th	\$1,200,000
19th	\$
20th	\$
21st	\$
22nd	\$

Each Judicial District can request federal victim compensation funds based on financial need. If a Judicial District receives an award, it is based upon an actuarial calculation. This calculation takes into consideration: 1) a district's fund balance, and 2) weighted expenditure patterns over previous years. Some federal funds are also received for emergencies and/or fund balance shortfalls in order to stabilize the victim compensation funds, if necessary. Not all districts need or apply for federal funds. As the table on this page indicates, six of the districts utilized federal supplemental funds during this federal fiscal year.

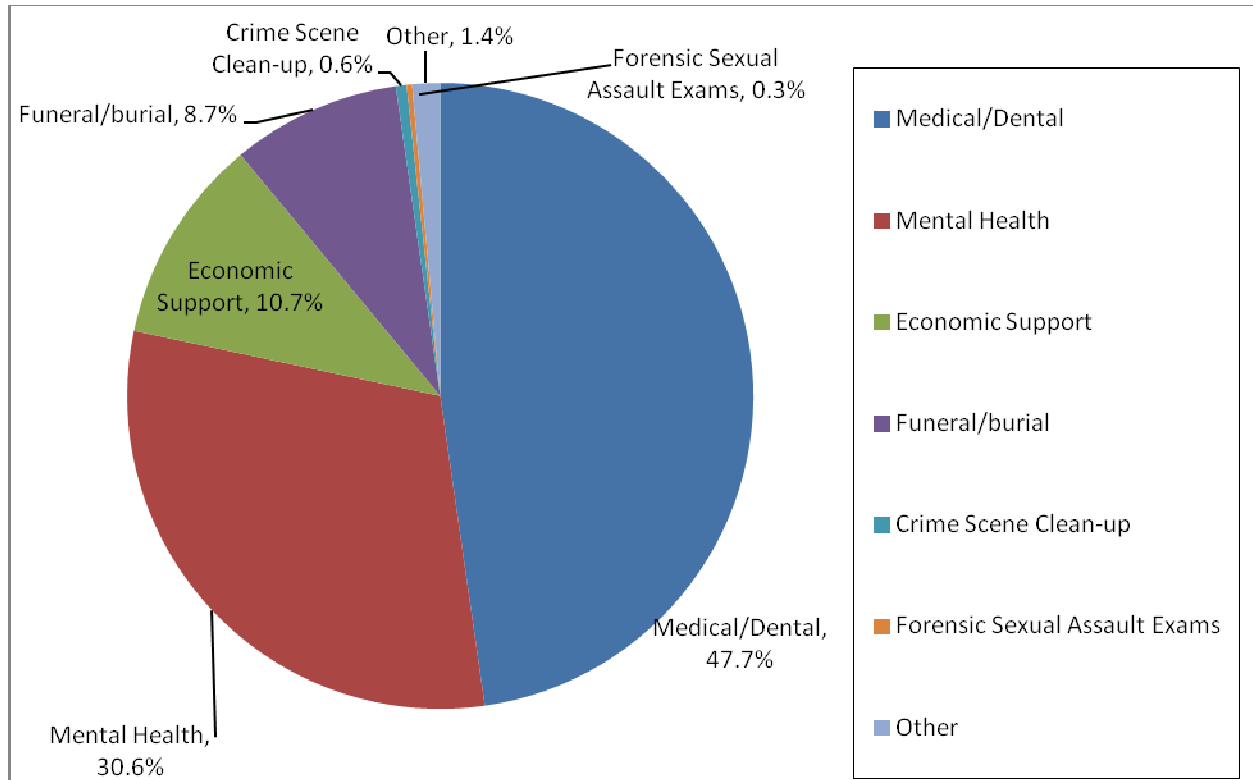
*The amount subgranted may not equal the dollars spent in the federal fiscal year, as monies may be carried over into the next fiscal year.

PERCENTAGE OF PAYMENTS BY CRIME CATEGORY – STATEWIDE TOTALS OCTOBER 1, 2012 TO SEPTEMBER 30, 2013



TOTAL PAYMENTS BY CRIME CATEGORY	NUMBER OF CLAIMS	NUMBER OF D.V. CLAIMS (OF TOTAL CLAIMS)	TOTAL AWARD
ASSAULT	3044	1538	\$6,625,248.59
HOMICIDE	510	23	\$1,288,914.54
SEXUAL ASSAULT	525	52	\$651,771.81
CHILD ABUSE	2352		\$2,390,012.34
DWI/DUI	139		\$597,906.18
OTHER VEHICULAR CRIMES	285		\$1,123,374.90
STALKING	211	139	\$233,979.99
ROBBERY	391	42	\$408,178.68
TERRORISM	0		\$0.00
KIDNAPPING	28	8	\$28,726.22
ARSON	10	5	\$14,084.59
OTHER	183	153	\$144,085.72
TOTAL	7678	1960	\$13,506,283.56

PAYMENTS BY SERVICE TYPE – STATEWIDE TOTALS OCTOBER 1, 2012 TO SEPTEMBER 30, 2013



TOTAL DOLLARS PAID BY SERVICE TYPE	TOTAL AWARD
MEDICAL/DENTAL	\$6,464,080.07
MENTAL HEALTH	\$4,146,052.59
ECONOMIC SUPPORT	\$1,443,208.32
FUNERAL/BURIAL	\$1,183,004.20
CRIME SCENE CLEAN-UP	\$75,211.28
FORENSIC SEXUAL ASSAULT EXAMS*	\$37,943.50
OTHER	\$194,727.10
TOTAL	\$13,544,227.06

*Beginning October 1, 2010, federal victim compensation monies started being used to pay medical forensic exams for medical reporting sexual assault victims. A medical reporting sexual assault victim is a victim who has a medical forensic exam but chooses not to participate in the criminal justice process at the time of the exam. States are required to have a funding mechanism in place so that victims are not charged for these exams.

VICTIM COMPENSATION PROGRAM INFORMATION

The Victim Compensation Program for each judicial district is located at the District Attorney's Office. To obtain information about filing an application, a victim of a crime should contact the victim compensation administrator in the judicial district where the crime occurred.

Questions may also be directed to: The Division of Criminal Justice, 700 Kipling Street, Suite 1000, Denver, CO 80215; 303-239-4493 or toll free within Colorado at 1-888-282-1080.

Additional information about Colorado's Victim Compensation program is also provided on the Division of Criminal Justice, Office for Victims Program's website at:

<http://dcj.ovp.state.co.us/>

1ST JUDICIAL DISTRICT GILPIN AND JEFFERSON COUNTIES

CONTACT INFORMATION: Ms. AMY GREER
OFFICE OF THE DISTRICT ATTORNEY
500 JEFFERSON COUNTY PARKWAY
GOLDEN, CO 80401-6020
(303) 271-6846

TOTAL NUMBER OF NEW CLAIMS RECEIVED DURING THE REPORTING PERIOD – 1,718

NUMBER OF CLAIMS PAID/FUNDS EXPENDED

Type of Crime	Number of Claims Paid	Number of Domestic Violence Related Claims	Funds Expended
Assault	333	230	\$741,794.63
Homicide	24	1	\$92,739.52
Sexual Assault	50	7	\$82,664.78
Child Abuse	413		\$624,059.36
DWI/DUI	19		\$57,971.75
Other Vehicular Crime	13		\$48,843.88
Stalking	130	104	\$165,523.22
Robbery	68	6	\$51,895.68
Terrorism	0		\$0.00
Kidnapping	3	1	\$4,910.00
Arson	1	0	\$1,920.00
Other	31	26	\$24,736.26
Total	1085	375	\$1,897,059.08
Type of Service			
Medical/Dental			\$559,659.43
Mental Health			\$970,144.56
Economic Support			\$188,790.10
Funeral/Burial			\$79,502.18
Crime Scene Clean-up			\$28,110.23
Forensic Sexual Assault Exams			\$0.00
Other			\$70,852.58
Total			\$1,897,059.08

2ND JUDICIAL DISTRICT DENVER COUNTY

CONTACT INFORMATION: Ms. LINDA FERRY
OFFICE OF THE DISTRICT ATTORNEY
201 W. COLFAX, DEPT. 801
DENVER, CO 80202
(720) 913-9253

TOTAL NUMBER OF NEW CLAIMS RECEIVED DURING THE REPORTING PERIOD – 974

NUMBER OF CLAIMS PAID/FUNDS EXPENDED

Type of Crime	Number of Claims Paid	Number of Domestic Violence Related Claims	Funds Expended
Assault	583	189	\$1,518,240.29
Homicide	58	8	\$224,437.37
Sexual Assault	93	3	\$164,224.83
Child Abuse	172		\$151,826.29
DWI/DUI	27		\$51,551.46
Other Vehicular Crime	55		\$177,534.21
Stalking	13	2	\$18,980.29
Robbery	106	0	\$164,910.53
Terrorism	0		\$0.00
Kidnapping	1	0	\$468.00
Arson	0	0	\$0.00
Other	2	0	\$314.79
Total	1110	202	\$2,472,488.06
Type of Service			
Medical/Dental			\$1,533,222.36
Mental Health			\$407,643.94
Economic Support			\$305,910.36
Funeral/Burial			\$207,268.57
Crime Scene Clean-up			\$650.00
Forensic Sexual Assault Exams			\$0.00
Other			\$17,792.83
Total			\$2,472,488.06

3RD JUDICIAL DISTRICT HUERFANO AND LAS ANIMAS COUNTIES

CONTACT INFORMATION: Ms. SHARON VALLEJOS
OFFICE OF THE DISTRICT ATTORNEY
200 E. 1ST STREET, #302
TRINIDAD, CO 81082
(719) 846-9224

TOTAL NUMBER OF NEW CLAIMS RECEIVED DURING THE REPORTING PERIOD – 23

NUMBER OF CLAIMS PAID/FUNDS EXPENDED

Type of Crime	Number of Claims Paid	Number of Domestic Violence Related Claims	Funds Expended
Assault	16	5	\$19,240.27
Homicide	3	0	\$1,328.86
Sexual Assault	2	1	\$364.74
Child Abuse	4		\$1,114.25
DWI/DUI	0		\$0.00
Other Vehicular Crime	0		\$0.00
Stalking	0	0	\$0.00
Robbery	1	0	\$6,352.27
Terrorism	0		\$0.00
Kidnapping	0	0	\$0.00
Arson	0	0	\$0.00
Other	1	1	\$125.05
Total	27	7	\$28,525.44
Type of Service			
Medical/Dental			\$22,317.54
Mental Health			\$1,478.99
Economic Support			\$2,720.00
Funeral/Burial			\$1,328.86
Crime Scene Clean-up			\$0.00
Forensic Sexual Assault Exams			\$0.00
Other			\$680.05
Total			\$28,525.44

4TH JUDICIAL DISTRICT EL PASO AND TELLER COUNTIES

CONTACT INFORMATION: Ms. LISA HADY
OFFICE OF THE DISTRICT ATTORNEY
105 EAST VERMIJO, SUITE 111
COLORADO SPRINGS, CO 80903
(719) 520-6915

TOTAL NUMBER OF NEW CLAIMS RECEIVED DURING THE REPORTING PERIOD – 872

NUMBER OF CLAIMS PAID/FUNDS EXPENDED

Type of Crime	Number of Claims Paid	Number of Domestic Violence Related Claims	Funds Expended
Assault	237	112	\$526,105.59
Homicide	46	2	\$98,443.51
Sexual Assault	40	3	\$53,682.71
Child Abuse	265		\$190,888.95
DWI/DUI	13		\$61,637.26
Other Vehicular Crime	32		\$101,324.47
Stalking	3	0	\$753.38
Robbery	26	0	\$44,938.93
Terrorism	0		\$0.00
Kidnapping	2	0	\$490.00
Arson	0	0	\$0.00
Other	5	0	\$1,185.12
Total	669	117	\$1,079,449.92
Type of Service			
Medical/Dental			\$564,825.05
Mental Health			\$271,187.50
Economic Support			\$54,909.12
Funeral/Burial			\$171,940.03
Crime Scene Clean-up			\$14,052.23
Forensic Sexual Assault Exams			\$0.00
Other			\$2,535.99
Total			\$1,079,449.92

5TH JUDICIAL DISTRICT CLEAR CREEK, EAGLE, LAKE AND SUMMIT COUNTIES

CONTACT INFORMATION: Ms. CHRIS ELMGREEN
OFFICE OF THE DISTRICT ATTORNEY
P.O. Box 2000
GEORGETOWN, CO 80444
(303) 679-2453

TOTAL NUMBER OF NEW CLAIMS RECEIVED DURING THE REPORTING PERIOD – 35

NUMBER OF CLAIMS PAID/FUNDS EXPENDED

Type of Crime	Number of Claims Paid	Number of Domestic Violence Related Claims	Funds Expended
Assault	85	60	\$199,612.95
Homicide	2	0	\$6,103.58
Sexual Assault	19	3	\$27,866.66
Child Abuse	21		\$28,975.00
DWI/DUI	0		\$0.00
Other Vehicular Crime	1		\$2,552.00
Stalking	6	4	\$9,147.00
Robbery	5	0	\$8,225.00
Terrorism	0		\$0.00
Kidnapping	0	0	\$0.00
Arson	0	0	\$0.00
Other	0	0	\$0.00
Total	139	67	\$282,482.19
Type of Service			
Medical/Dental			\$139,806.95
Mental Health			\$111,821.22
Economic Support			\$20,711.68
Funeral/Burial			\$8,555.58
Crime Scene Clean-up			\$1,100.00
Forensic Sexual Assault Exams			\$0.00
Other			\$486.76
Total			\$282,482.19

6TH JUDICIAL DISTRICT ARCHULETA, LA PLATA AND SAN JUAN COUNTIES

CONTACT INFORMATION: Ms. JANE FOY
OFFICE OF THE DISTRICT ATTORNEY
P.O. DRAWER 3455
DURANGO, CO 81302
(970) 247-8850

TOTAL NUMBER OF NEW CLAIMS RECEIVED DURING THE REPORTING PERIOD – 99

NUMBER OF CLAIMS PAID/FUNDS EXPENDED

Type of Crime	Number of Claims Paid	Number of Domestic Violence Related Claims	Funds Expended
Assault	56	39	\$80,329.37
Homicide	4	0	\$4,153.56
Sexual Assault	12	1	\$14,763.37
Child Abuse	30		\$30,590.25
DWI/DUI	4		\$12,914.22
Other Vehicular Crime	8		\$18,079.69
Stalking	3	3	\$5,170.00
Robbery	0	0	\$0.00
Terrorism	0		\$0.00
Kidnapping	0	0	\$0.00
Arson	0	0	\$0.00
Other	0	0	\$0.00
Total	117	43	\$166,000.46
Type of Service			
Medical/Dental			\$73,200.45
Mental Health			\$72,937.19
Economic Support			\$8,197.88
Funeral/Burial			\$7,953.20
Crime Scene Clean-up			\$0.00
Forensic Sexual Assault Exams			\$0.00
Other			\$3,711.74
Total			\$166,000.46

7TH JUDICIAL DISTRICT
DELTA, GUNNISON, HINSDALE, MONTROSE, OURAY AND SAN
MIGUEL COUNTIES

CONTACT INFORMATION: Ms. ELEASHA CERVANTES
OFFICE OF THE DISTRICT ATTORNEY
MONTROSE COUNTY JUSTICE CENTER
1200 N. GRAND AVE., #D
MONTROSE, CO 81401
(970) 252-4266

TOTAL NUMBER OF NEW CLAIMS RECEIVED DURING THE REPORTING PERIOD – 244

NUMBER OF CLAIMS PAID/FUNDS EXPENDED

Type of Crime	Number of Claims Paid	Number of Domestic Violence Related Claims	Funds Expended
Assault	56	26	\$113,749.55
Homicide	7	0	\$7,912.53
Sexual Assault	15	1	\$10,011.82
Child Abuse	67		\$36,490.53
DWI/DUI	4		\$29,856.50
Other Vehicular Crime	8		\$11,251.41
Stalking	0	0	\$0.00
Robbery	1	0	\$135.00
Terrorism	0		\$0.00
Kidnapping	0	0	\$0.00
Arson	0	0	\$0.00
Other	11	7	\$6,963.06
Total	169	34	\$216,370.40
Type of Service			
Medical/Dental			\$114,419.71
Mental Health			\$60,470.12
Economic Support			\$34,539.32
Funeral/Burial			\$6,130.53
Crime Scene Clean-up			\$0.00
Forensic Sexual Assault Exams			\$0.00
Other			\$810.72
Total			\$216,370.40

8TH JUDICIAL DISTRICT JACKSON AND LARIMER COUNTIES

CONTACT INFORMATION: Ms. AMANDA GRIFFIN
OFFICE OF THE DISTRICT ATTORNEY
201 LA PORTE AVE., SUITE 200
FORT COLLINS, CO 80521-2763
(970) 498-7290

TOTAL NUMBER OF NEW CLAIMS RECEIVED DURING THE REPORTING PERIOD – 467

NUMBER OF CLAIMS PAID/FUNDS EXPENDED

Type of Crime	Number of Claims Paid	Number of Domestic Violence Related Claims	Funds Expended
Assault	106	43	\$198,244.52
Homicide	7	7	\$13,515.73
Sexual Assault	36	2	\$31,011.89
Child Abuse	183		\$186,122.21
DWI/DUI	6		\$59,728.78
Other Vehicular Crime	5		\$12,937.36
Stalking	2	1	\$1,170.00
Robbery	0	0	\$0.00
Terrorism	0		\$0.00
Kidnapping	1	1	\$900.00
Arson	1	1	\$1,973.98
Other	35	32	\$24,278.03
Total	382	87	\$529,882.50
Type of Service			
Medical/Dental			\$243,345.32
Mental Health			\$216,409.07
Economic Support			\$27,725.18
Funeral/Burial			\$17,928.24
Crime Scene Clean-up			\$4,575.31
Forensic Sexual Assault Exams			\$0.00
Other			\$19,899.38
Total			\$529,882.50

9TH JUDICIAL DISTRICT GARFIELD, PITKIN AND RIO BLANCO COUNTIES

CONTACT INFORMATION: MR. STEVE AURAND
 OFFICE OF THE DISTRICT ATTORNEY
 109 8TH STREET, SUITE 308
 GLENWOOD SPRINGS, CO 81601
 (970) 384-3517

TOTAL NUMBER OF NEW CLAIMS RECEIVED DURING THE REPORTING PERIOD – 147

NUMBER OF CLAIMS PAID/FUNDS EXPENDED

Type of Crime	Number of Claims Paid	Number of Domestic Violence Related Claims	Funds Expended
Assault	55	35	\$118,796.68
Homicide	2	0	\$1,320.05
Sexual Assault	13	2	\$11,424.57
Child Abuse	52		\$31,417.15
DWI/DUI	2		\$3,000.00
Other Vehicular Crime	7		\$53,392.68
Stalking	12	5	\$7,176.91
Robbery	0	0	\$0.00
Terrorism	0		\$0.00
Kidnapping	1	0	\$180.00
Arson	0	0	\$0.00
Other	36	36	\$37,782.15
Total	180	78	\$264,490.19
Type of Service			
Medical/Dental			\$124,271.12
Mental Health			\$82,152.60
Economic Support			\$36,560.31
Funeral/Burial			\$20,545.05
Crime Scene Clean-up			\$0.00
Forensic Sexual Assault Exams			\$0.00
Other			\$961.11
Total			\$264,490.19

10TH JUDICIAL DISTRICT PUEBLO COUNTY

CONTACT INFORMATION: Ms. FLORENCE HUNT
OFFICE OF THE DISTRICT ATTORNEY
701 COURT STREET
PUEBLO, CO 81003
(719) 583-6092

TOTAL NUMBER OF NEW CLAIMS RECEIVED DURING THE REPORTING PERIOD – 138

NUMBER OF CLAIMS PAID/FUNDS EXPENDED

Type of Crime	Number of Claims Paid	Number of Domestic Violence Related Claims	Funds Expended
Assault	57	12	\$174,472.81
Homicide	6	1	\$22,211.67
Sexual Assault	2	0	\$300.00
Child Abuse	12		\$11,810.33
DWI/DUI	6		\$43,236.09
Other Vehicular Crime	6		\$45,453.96
Stalking	0	0	\$0.00
Robbery	13	0	\$4,787.45
Terrorism	0		\$0.00
Kidnapping	1	1	\$4,333.00
Arson	1	1	\$75.00
Other	0	0	\$0.00
Total	104	15	\$306,680.31
Type of Service			
Medical/Dental			\$221,331.95
Mental Health			\$9,970.25
Economic Support			\$10,478.67
Funeral/Burial			\$57,265.63
Crime Scene Clean-up			\$1,860.48
Forensic Sexual Assault Exams			\$0.00
Other			\$5,773.33
Total			\$306,680.31

11TH JUDICIAL DISTRICT CHAFFEE, CUSTER, FREMONT AND PARK COUNTIES

CONTACT INFORMATION: Ms. BARBARA TOPLISS
OFFICE OF THE DISTRICT ATTORNEY
136 JUSTICE CENTER ROAD, ROOM 203
CANON CITY, CO 81212
(719) 269-0170

TOTAL NUMBER OF NEW CLAIMS RECEIVED DURING THE REPORTING PERIOD –173

NUMBER OF CLAIMS PAID/FUNDS EXPENDED

Type of Crime	Number of Claims Paid	Number of Domestic Violence Related Claims	Funds Expended
Assault	104	86	\$116,376.05
Homicide	0	0	\$0.00
Sexual Assault	7	0	\$11,192.43
Child Abuse	23		\$25,747.12
DWI/DUI	3		\$17,060.76
Other Vehicular Crime	8		\$18,713.93
Stalking	2	0	\$1,775.00
Robbery	1	0	\$502.00
Terrorism	0		\$0.00
Kidnapping	0	0	\$0.00
Arson	0	0	\$0.00
Other	2	2	\$1,949.66
Total	150	88	\$193,316.95
Type of Service			
Medical/Dental			\$68,182.07
Mental Health			\$33,567.16
Economic Support			\$75,359.06
Funeral/Burial			\$14,338.19
Crime Scene Clean-up			\$0.00
Forensic Sexual Assault Exams			\$0.00
Other			\$1,870.47
Total			\$193,316.95

**12TH JUDICIAL DISTRICT
ALAMOSA, CONEJOS, COSTILLA, MINERAL, RIO GRANDE AND
SAGUACHE COUNTIES**

CONTACT INFORMATION: Ms. TAMMY ROGERS
OFFICE OF THE DISTRICT ATTORNEY
426 SAN JUAN AVE.
ALAMOSA, CO 81101
(719) 589-3691

TOTAL NUMBER OF NEW CLAIMS RECEIVED DURING THE REPORTING PERIOD – 57

NUMBER OF CLAIMS PAID/FUNDS EXPENDED

Type of Crime	Number of Claims Paid	Number of Domestic Violence Related Claims	Funds Expended
Assault	31	10	\$150,196.39
Homicide	6	0	\$13,547.08
Sexual Assault	4	0	\$1,747.20
Child Abuse	1		\$1,520.00
DWI/DUI	0		\$0.00
Other Vehicular Crime	4		\$5,811.00
Stalking	0	0	\$0.00
Robbery	4	0	\$918.17
Terrorism	0		\$0.00
Kidnapping	0	0	\$0.00
Arson	0	0	\$0.00
Other	0	0	\$0.00
Total	50	10	\$173,739.84
Type of Service			
Medical/Dental			\$138,424.44
Mental Health			\$9,110.00
Economic Support			\$12,628.96
Funeral/Burial			\$12,537.12
Crime Scene Clean-up			\$1,039.32
Forensic Sexual Assault Exams			\$0.00
Other			\$0.00
Total			\$173,739.84

13TH JUDICIAL DISTRICT
KIT CARSON, LOGAN, MORGAN, PHILLIPS, SEDGWICK,
WASHINGTON AND YUMA COUNTIES

CONTACT INFORMATION: Ms. JILL OLSEN
 OFFICE OF THE DISTRICT ATTORNEY
 400 WARNER STREET
 FORT MORGAN, CO 80701
 (970) 542-3420

TOTAL NUMBER OF NEW CLAIMS RECEIVED DURING THE REPORTING PERIOD – 214

NUMBER OF CLAIMS PAID/FUNDS EXPENDED

Type of Crime	Number of Claims Paid	Number of Domestic Violence Related Claims	Funds Expended
Assault	104	73	\$186,055.49
Homicide	6	0	\$12,408.77
Sexual Assault	14	4	\$7,598.77
Child Abuse	46		\$27,652.44
DWI/DUI	6		\$20,200.90
Other Vehicular Crime	0		\$0.00
Stalking	2	1	\$2,269.22
Robbery	0	0	\$0.00
Terrorism	0		\$0.00
Kidnapping	3	0	\$2,475.56
Arson	0	0	\$0.00
Other	0	0	\$0.00
Total	181	78	\$258,661.15
Type of Service			
Medical/Dental			\$152,531.93
Mental Health			\$49,792.34
Economic Support			\$40,383.17
Funeral/Burial			\$9,729.52
Crime Scene Clean-up			\$3,094.73
Forensic Sexual Assault Exams			\$0.00
Other			\$3,129.46
Total			\$258,661.15

14TH JUDICIAL DISTRICT GRAND, MOFFAT AND ROUTT COUNTIES

CONTACT INFORMATION: Ms. DONNA ZULIAN
OFFICE OF THE DISTRICT ATTORNEY
221 W. VICTORY WAY, STE. 302
CRAIG, CO 81625
(970) 824-9143

TOTAL NUMBER OF NEW CLAIMS RECEIVED DURING THE REPORTING PERIOD – 50

NUMBER OF CLAIMS PAID/FUNDS EXPENDED

Type of Crime	Number of Claims Paid	Number of Domestic Violence Related Claims	Funds Expended
Assault	29	12	\$82,687.87
Homicide	4	1	\$16,542.24
Sexual Assault	3	1	\$4,023.08
Child Abuse	8		\$6,284.60
DWI/DUI	7		\$74,864.26
Other Vehicular Crime	0		\$0.00
Stalking	0	0	\$0.00
Robbery	0	0	\$0.00
Terrorism	0		\$0.00
Kidnapping	0	0	\$0.00
Arson	0	0	\$0.00
Other	9	9	\$5,096.48
Total	60	23	\$189,498.53
Type of Service			
Medical/Dental			\$71,556.87
Mental Health			\$14,814.93
Economic Support			\$56,745.26
Funeral/Burial			\$45,030.00
Crime Scene Clean-up			\$309.77
Forensic Sexual Assault Exams			\$0.00
Other			\$1,041.70
Total			\$189,498.53

15TH JUDICIAL DISTRICT BACA, CHEYENNE, KIOWA AND PROWERS COUNTIES

CONTACT INFORMATION: Ms. TAMMY WILLIAMS
OFFICE OF THE DISTRICT ATTORNEY
110 E. OAK STREET
LAMAR, CO 81052
(719) 336-7446

TOTAL NUMBER OF NEW CLAIMS RECEIVED DURING THE REPORTING PERIOD – 8

NUMBER OF CLAIMS PAID/FUNDS EXPENDED

Type of Crime	Number of Claims Paid	Number of Domestic Violence Related Claims	Funds Expended
Assault	11	4	\$10,492.19
Homicide	2	0	\$8,539.68
Sexual Assault	1	0	\$264.00
Child Abuse	2		\$150.00
DWI/DUI	0		\$0.00
Other Vehicular Crime	1		\$13,492.18
Stalking	0	0	\$0.00
Robbery	0	0	\$0.00
Terrorism	0		\$0.00
Kidnapping	0	0	\$0.00
Arson	0	0	\$0.00
Other	0	0	\$0.00
Total	17	4	\$32,938.05
Type of Service			
Medical/Dental			\$23,048.69
Mental Health			\$150.00
Economic Support			\$1,388.46
Funeral/Burial			\$7,767.83
Crime Scene Clean-up			\$267.32
Forensic Sexual Assault Exams			\$0.00
Other			\$315.75
Total			\$32,938.05

16TH JUDICIAL DISTRICT BENT, CROWLEY AND OTERO COUNTIES

CONTACT INFORMATION: Ms. KAREN GATES
 OFFICE OF THE DISTRICT ATTORNEY
 P.O. BOX 928
 LA JUNTA, CO 81050
 (719) 384-8786

TOTAL NUMBER OF NEW CLAIMS RECEIVED DURING THE REPORTING PERIOD – 40

NUMBER OF CLAIMS PAID/FUNDS EXPENDED

Type of Crime	Number of Claims Paid	Number of Domestic Violence Related Claims	Funds Expended
Assault	16	9	\$10,348.70
Homicide	10	1	\$37,261.22
Sexual Assault	5	0	\$9,029.33
Child Abuse	0		\$0.00
DWI/DUI	0		\$0.00
Other Vehicular Crime	2		\$5,372.00
Stalking	0	0	\$0.00
Robbery	2	0	\$1,284.21
Terrorism	0		\$0.00
Kidnapping	0	0	\$0.00
Arson	0	0	\$0.00
Other	8	6	\$5,911.82
Total	43	16	\$69,207.28
Type of Service			
Medical/Dental			\$11,196.11
Mental Health			\$14,384.00
Economic Support			\$23,975.39
Funeral/Burial			\$12,062.23
Crime Scene Clean-up			\$0.00
Forensic Sexual Assault Exams			\$0.00
Other			\$7,589.55
Total			\$69,207.28

17TH JUDICIAL DISTRICT ADAMS AND BROOMFIELD COUNTIES

CONTACT INFORMATION: Ms. JOHNNNA ALIG
OFFICE OF THE DISTRICT ATTORNEY
1000 JUDICIAL CENTER DRIVE, STE. 100
BRIGHTON, CO 80601
(303) 835-5614

TOTAL NUMBER OF NEW CLAIMS RECEIVED DURING THE REPORTING PERIOD – 2,024

NUMBER OF CLAIMS PAID/FUNDS EXPENDED

Type of Crime	Number of Claims Paid	Number of Domestic Violence Related Claims	Funds Expended
Assault	414	234	\$775,262.70
Homicide	45	1	\$138,130.66
Sexual Assault	52	11	\$61,563.34
Child Abuse	425		\$421,962.26
DWI/DUI	9		\$12,286.82
Other Vehicular Crime	45		\$148,957.62
Stalking	14	10	\$7,998.58
Robbery	106	9	\$72,580.28
Terrorism	0		\$0.00
Kidnapping	6	0	\$8,239.05
Arson	3	0	\$8,180.61
Other	4	2	\$3,825.80
Total	1123	267	\$1,658,987.72
Type of Service			
Medical/Dental			\$765,200.89
Mental Health			\$631,105.07
Economic Support			\$69,756.70
Funeral/Burial			\$155,109.30
Crime Scene Clean-up			\$0.00
Forensic Sexual Assault Exams			\$0.00
Other			\$37,815.76
Total			\$1,658,987.72

18TH JUDICIAL DISTRICT

ARAPAHOE, DOUGLAS, ELBERT AND LINCOLN COUNTIES

CONTACT INFORMATION: Ms. WENDY BUTER
 OFFICE OF THE DISTRICT ATTORNEY
 6450 S. REVERE PARKWAY
 CENTENNIAL, CO 80111
 (720) 874-8607

TOTAL NUMBER OF NEW CLAIMS RECEIVED DURING THE REPORTING PERIOD – 1,372

NUMBER OF CLAIMS PAID/FUNDS EXPENDED

Type of Crime	Number of Claims Paid	Number of Domestic Violence Related Claims	Funds Expended
Assault	425	210	\$889,558.00
Homicide	234	0	\$502,397.00
Sexual Assault	91	11	\$90,538.00
Child Abuse	334		\$346,773.00
DWI/DUI	24		\$105,981.00
Other Vehicular Crime	62		\$309,902.00
Stalking	14	1	\$7,088.00
Robbery	32	16	\$29,474.00
Terrorism	0		\$0.00
Kidnapping	2	0	\$960.00
Arson	1	0	\$393.00
Other	2	0	\$2,000.00
Total	1221	238	\$2,285,064.00
Type of Service			
Medical/Dental			\$953,278.00
Mental Health			\$717,903.00
Economic Support			\$374,790.00
Funeral/Burial			\$222,824.00
Crime Scene Clean-up			\$4,985.00
Forensic Sexual Assault Exams			\$0.00
Other			\$11,284.00
Total			\$2,285,064.00

19TH JUDICIAL DISTRICT WELD COUNTY

CONTACT INFORMATION: Ms. FAWN HARMON
OFFICE OF THE DISTRICT ATTORNEY
P.O. BOX 1167
GREELEY, CO 80632
(970) 356-4000 EXT. 4748

TOTAL NUMBER OF NEW CLAIMS RECEIVED DURING THE REPORTING PERIOD – 524

NUMBER OF CLAIMS PAID/FUNDS EXPENDED

Type of Crime	Number of Claims Paid	Number of Domestic Violence Related Claims	Funds Expended
Assault	114	56	\$312,762.13
Homicide	26	1	\$50,365.04
Sexual Assault	22	0	\$19,160.76
Child Abuse	93		\$81,955.32
DWI/DUI	3		\$22,124.28
Other Vehicular Crime	15		\$78,025.12
Stalking	3	2	\$1,606.39
Robbery	9	1	\$7,375.22
Terrorism	0		\$0.00
Kidnapping	1	0	\$1,520.00
Arson	3	3	\$1,542.00
Other	16	16	\$11,401.72
Total	305	79	\$587,837.98
Type of Service			
Medical/Dental			\$322,982.94
Mental Health			\$137,042.02
Economic Support			\$47,916.70
Funeral/Burial			\$64,729.43
Crime Scene Clean-up			\$15,166.89
Forensic Sexual Assault Exams			\$0.00
Other			\$0.00
Total			\$587,837.98

20TH JUDICIAL DISTRICT BOULDER COUNTY

CONTACT INFORMATION: Ms. JUDE ALLEN
OFFICE OF THE DISTRICT ATTORNEY
BOULDER COUNTY COURTS BLDG.
1035 KIMBARK STREET
LONGMONT, CO 80501
(303) 682-6801

TOTAL NUMBER OF NEW CLAIMS RECEIVED DURING THE REPORTING PERIOD – 344

NUMBER OF CLAIMS PAID/FUNDS EXPENDED

Type of Crime	Number of Claims Paid	Number of Domestic Violence Related Claims	Funds Expended
Assault	118	62	\$180,812.10
Homicide	7	0	\$14,277.14
Sexual Assault	39	2	\$45,397.00
Child Abuse	109		\$107,618.88
DWI/DUI	4		\$19,172.10
Other Vehicular Crime	9		\$40,623.09
Stalking	7	6	\$5,322.00
Robbery	17	10	\$14,799.94
Terrorism	0		\$0.00
Kidnapping	7	5	\$4,250.61
Arson	0	0	\$0.00
Other	21	16	\$18,515.78
Total	338	101	\$450,788.64
Type of Service			
Medical/Dental			\$153,529.75
Mental Health			\$227,335.63
Economic Support			\$25,733.99
Funeral/Burial			\$38,702.63
Crime Scene Clean-up			\$0.00
Forensic Sexual Assault Exams			\$0.00
Other			\$5,486.64
Total			\$450,788.64

21ST JUDICIAL DISTRICT MESA COUNTY

CONTACT INFORMATION: Ms. MARY SOMMERFELD
OFFICE OF THE DISTRICT ATTORNEY
P.O. Box 20,000-5031
GRAND JUNCTION, CO 81502
(970) 244-1643

TOTAL NUMBER OF NEW CLAIMS RECEIVED DURING THE REPORTING PERIOD – 182

NUMBER OF CLAIMS PAID/FUNDS EXPENDED

Type of Crime	Number of Claims Paid	Number of Domestic Violence Related Claims	Funds Expended
Assault	70	19	\$198,214.59
Homicide	11	0	\$23,279.33
Sexual Assault	4	0	\$4,757.53
Child Abuse	81		\$69,307.00
DWI/DUI	2		\$6,320.00
Other Vehicular Crime	4		\$31,108.30
Stalking	0	0	\$0.00
Robbery	0	0	\$0.00
Terrorism	0		\$0.00
Kidnapping	0	0	\$0.00
Arson	0	0	\$0.00
Other	0	0	\$0.00
Total	172	19	\$332,986.75
Type of Service			
Medical/Dental			\$193,158.73
Mental Health			\$96,408.00
Economic Support			\$21,663.94
Funeral/Burial			\$21,756.08
Crime Scene Clean-up			\$0.00
Forensic Sexual Assault Exams			\$0.00
Other			\$0.00
Total			\$332,986.75

22ND JUDICIAL DISTRICT DOLORES AND MONTEZUMA COUNTIES

CONTACT INFORMATION: Ms. LESLIE BROWN
OFFICE OF THE DISTRICT ATTORNEY
103 N. CHESTNUT STREET
CORTEZ, CO 81321
(970) 564-2755

TOTAL NUMBER OF NEW CLAIMS RECEIVED DURING THE REPORTING PERIOD – 28

NUMBER OF CLAIMS PAID/FUNDS EXPENDED

Type of Crime	Number of Claims Paid	Number of Domestic Violence Related Claims	Funds Expended
Assault	24	12	\$21,895.72
Homicide	0	0	\$0.00
Sexual Assault	1	0	\$185.00
Child Abuse	11		\$7,747.40
DWI/DUI	0		\$0.00
Other Vehicular Crime	0		\$0.00
Stalking	0	0	\$0.00
Robbery	0	0	\$0.00
Terrorism	0		\$0.00
Kidnapping	0	0	\$0.00
Arson	0	0	\$0.00
Other	0	0	\$0.00
Total	36	12	\$29,828.12
Type of Service			
Medical/Dental			\$14,589.77
Mental Health			\$10,225.00
Economic Support			\$2,324.07
Funeral/Burial			\$0.00
Crime Scene Clean-up			\$0.00
Forensic Sexual Assault Exams			\$0.00
Other			\$2,689.28
Total			\$29,828.12