

**COLORADO  
VICTIM  
COMPENSATION  
2009 ANNUAL REPORT**

OCTOBER 1, 2008 – SEPTEMBER 30, 2009

Colorado Department of Public Safety

Division of Criminal Justice, Office for Victims Programs



*Financial assistance for victims of violent crimes*

March 2010

---

*The Office for Victims Programs exists to improve the physical and emotional recovery of Colorado's crime victims and to restore victims' confidence in the criminal justice system.*

---



PETER A. WEIR, EXECUTIVE DIRECTOR, DEPARTMENT OF PUBLIC SAFETY

JEANNE M. SMITH, DIRECTOR, DIVISION OF CRIMINAL JUSTICE

NANCY FELDMAN, MANAGER, OFFICE FOR VICTIMS PROGRAMS

STEPHANIE PIECHOWSKI, FINANCIAL SPECIALIST

ANTHONY J. TILGER, VICTIM COMPENSATION ADMINISTRATOR

COLORADO DEPARTMENT OF PUBLIC SAFETY  
DIVISION OF CRIMINAL JUSTICE, OFFICE FOR VICTIMS PROGRAMS  
700 KIPLING STREET, SUITE 1000  
DENVER, CO 80215  
PHONE: 303-239-4442 / TOLL FREE 1-888-282-1080  
FAX: 303-239-5743  
WEBSITE: <http://dcj.state.co.us/>

# TABLE OF CONTENTS

	<u>Page</u>
History .....	1
Applying for Victim Compensation .....	2
Compensable Losses .....	3
Funding .....	4
Restitution .....	5
State Revenue by Judicial District – table .....	6
History of Federal Victim Compensation Awards to the State of Colorado – graph . . .	7
Federal Funds Subgranted to Judicial Districts (FFY 2009) – table. ....	8
Percentage of Payments by Crime Category – Statewide totals .....	9
Payments by Service Type – Statewide totals .....	10
Victim Compensation Program Information .....	11
 Number of Victim Compensation Claims Processed/Funds Expended	
• 1st Judicial District .....	12
• 2nd Judicial District .....	13
• 3rd Judicial District .....	14
• 4th Judicial District .....	15
• 5th Judicial District .....	16
• 6th Judicial District .....	17
• 7th Judicial District .....	18
• 8th Judicial District .....	19
• 9th Judicial District .....	20
• 10th Judicial District .....	21
• 11th Judicial District .....	22
• 12th Judicial District .....	23
• 13th Judicial District .....	24
• 14th Judicial District .....	25
• 15th Judicial District .....	26
• 16th Judicial District .....	27
• 17th Judicial District .....	28
• 18th Judicial District .....	29
• 19th Judicial District .....	30
• 20th Judicial District .....	31
• 21st Judicial District .....	32
• 22nd Judicial District .....	33

## HISTORY

In 1981, the Colorado General Assembly passed legislation creating the Crime Victim Compensation Program. The legislation (C.R.S. 24-4.1, Part 1) created a funding mechanism to assist crime victims with actual expenses incurred as a result of criminal acts that are not reimbursed by another source. The statute applies to compensable crimes committed after July 1, 1982.

The legislation also established victim compensation programs in each of Colorado's 22 judicial districts. Funding and service delivery are decentralized, therefore each district is responsible for the administration, financial management, and decisions regarding its victim compensation funds.

The federal Victims of Crime Act (VOCA) of 1984 provided federal funding as well as state level responsibilities to the Crime Victim Compensation Program. Colorado has received federal funds to supplement the state crime victim compensation program since 1985.

Federal crime victim compensation funds are administered by the Division of Criminal Justice, Colorado Department of Public Safety, and are passed through, or subgranted, to local judicial district Victim Compensation Programs.

The Victims' Compensation and Assistance Coordinating Committee, a governor-appointed advisory board, was responsible for the development and enforcement of the *Standards for the Administration of Crime Victim Compensation Programs*. The Division of Criminal Justice is statutorily mandated to provide staff to support this effort. The first Standards were adopted in 1992 and were amended in 1998 and in 2004. The *Review of Violations of the Standards for the Administration of Crime Victim Compensation and Victim Assistance and Law Enforcement Programs and Related Sanctions* were adopted in 1994.

In 2009, the Colorado General Assembly combined the Office for Victims Program's three victim services boards, including the Coordinating Committee, into one board, the **Crime Victim Services Advisory Board** (Advisory Board). The legislation creating the Advisory Board was signed by Governor Bill Ritter, Jr. on April 16, 2009 and went into effect on July 1, 2009. Pursuant to C.R.S. §24-4.1-117.3(3)(a), the Advisory Board is responsible for the development of, revisions to, compliance with, as well as imposing sanctions for, violations of the *Standards*.

## APPLYING FOR VICTIM COMPENSATION

Colorado's decentralized system establishes a separate victim compensation program in each of the 22 judicial districts. Victims are required to file claims for compensation in the judicial district where the crime occurred.

Victims may receive a maximum amount of \$20,000 for out-of-pocket expenses not covered by insurance or other collateral sources. Victim Compensation is the "payor of last resort;" therefore, programs require that victims apply for other sources of payment prior to receiving Victim Compensation funds.

Some programs are not able to provide crime victim compensation funds up to the \$20,000 statutory limit. This is due to the number of claims received by the program, as well as the amount of revenue collected in the judicial district. Additional information can be obtained by contacting the administrators in the individual judicial districts.

## COMPENSABLE LOSSES

Those eligible for victim compensation funds in the state of Colorado include any person victimized by violent crime in the state of Colorado, Colorado residents who are victimized in a state or country that does not have a victim compensation program, or residents of Colorado who are victims of terrorism.

Compensable crimes include:

- Assault
- Child Abuse
- Robbery
- Arson
- Homicide
- DWI/DUI
- Terrorism
- Other violent crimes including some vehicular crimes
- Sexual Assault
- Stalking
- Kidnapping

Victims may receive up to \$20,000 for out-of-pocket expenses not covered by insurance or other collateral sources; and/or, depending on the individual program, up to \$1,000 for emergency awards. Losses which are directly related to the compensable crime are eligible for reimbursement, and may include:

- Medical and dental expenses;
- Mental health expenses;
- Economic support (lost wages; loss of support to dependents);
- Funeral/burial expenses;
- Repair or replacement of doors, locks and/or windows of residential property.

Additionally, applicants must meet the following criteria:

- Have been the victim of an eligible crime, which occurred on or after July 1, 1982, that resulted in an out-of-pocket financial loss;
- Reported the crime to law enforcement within 72 hours;
- Cooperated with law enforcement in the investigation and prosecution of the case;
- Filed for compensation within one year (within six months for eligible property crimes);
- Not have substantially contributed to their victimization.

## FUNDING

The Victim Compensation Programs in Colorado's 22 judicial districts receive funding from fines and surcharges collected at both the state and federal level. In 2007, the fee structure for state victim compensation funds collected pursuant to C.R.S. § 24-4.1-119 was revised by the passage of Senate Bill 07-55.

Effective July 1, 2007, state victim compensation funds collected from offenders who are convicted of, or receive a deferred sentence for, crimes and/or traffic offenses are classified as follows:

Felony	\$163.00
Misdemeanor	\$ 78.00
Class 1 Misdemeanor Traffic Offenses	\$ 46.00
Class 2 Misdemeanor Traffic Offenses	\$ 33.00
Class A or class B traffic infraction – as delineated in C.R.S. § 24-4.1-119 (f)(I) and C.R.S. § 42-4-1701 (4).	

Federal victim compensation funds are collected from federal criminal fines and penalties and awarded to the states by the U.S. Department of Justice, Office for Victims of Crime. States may apply for federal funds on a yearly basis. The award amounts equal 60 percent of the total amount of funds paid to victims from state victim compensation funds in the previous federal fiscal year. The Division of Criminal Justice administers these federal funds by subgranting them to individual judicial districts based on their need and spending patterns.

## RESTITUTION

Upon sentencing, the court may order the defendant to pay restitution to the victim. Restitution is based on monetary losses suffered by the victim as a result of the crime.

Since a case must reach a final disposition for the court to order restitution, victims may not be awarded restitution for a year or more. Victim Compensation Programs are usually able to make an award to a crime victim within 45 days of receiving a completed application, helping victims meet their initial needs.

The Court may order an offender to repay the Victim Compensation fund for expenses paid to a victim or service provider, on behalf of the victim, from the Victim Compensation fund. In effect, the offender is reimbursing the fund for some or all of the dollars awarded to the victim. This holds the offender accountable for his/her criminal actions.

## OTHER SOURCES OF REVENUE

Each year judicial districts receive additional revenue to their victim compensation fund in the form of interest earned on the state dollars collected, refunds from collateral sources and donations to the fund. Additionally, some districts receive a portion of restitution payments made by defendants and not claimed by the intended recipient (unclaimed restitution).

## AMERICAN RECOVERY AND REINVESTMENT ACT OF 2009

On February 17, 2009, President Obama signed the American Recovery and Reinvestment Act of 2009. Included in this legislation were funds for Victim Compensation programs. The amount of program dollars available to Colorado Victim Compensation programs from the American Recovery and Reinvestment Act of 2009 is \$882,845.



**STATE REVENUE BY JUDICIAL DISTRICT  
OCTOBER 1, 2008 TO SEPTEMBER 30, 2009**

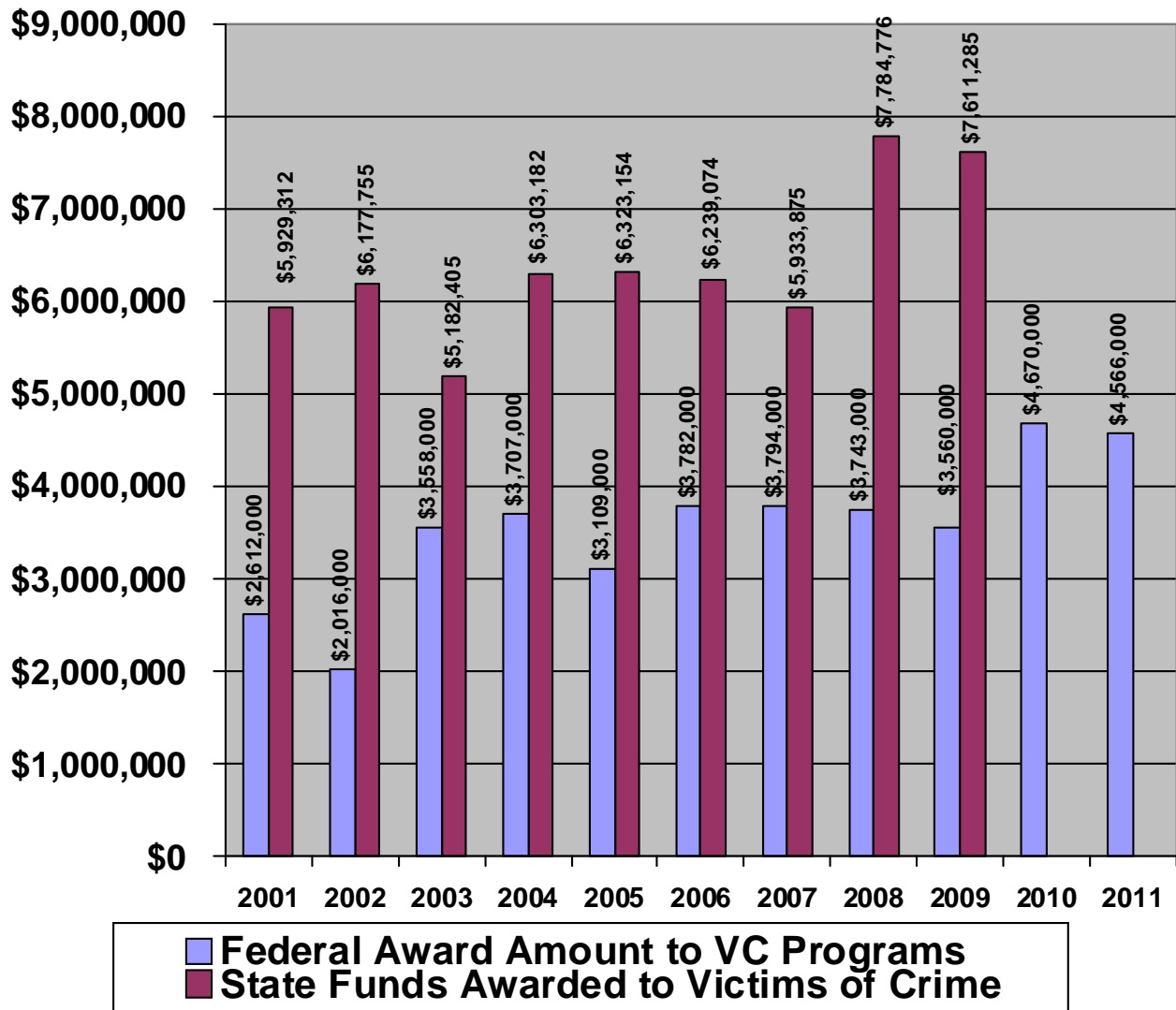
J.D.	Fines** (1)	Interest (5)	Eligible DA Admin Fund* (2)	Eligible Court Admin Fund* (3)	Revenue After Deductions (4)	Restitution (6)	Unclaimed Restitution & Donations (7)	Refunds (8)	Amount to Program (9)
Formula			(1+5)x10%	(1+5)x2.5%	(1+5)-(2+3)				4+6+7+8
1st	\$960,067.76	\$3,518.52	\$96,358.63	\$24,089.66	\$843,138.00	\$144,227.40	\$56,873.91	\$16,193.94	\$1,060,433.25
2nd	\$940,331.64	\$102.93	\$94,043.46	\$23,510.86	\$822,880.25	\$229,917.60	\$126,539.19	\$57,939.36	\$1,237,276.40
3rd	\$71,149.67	\$612.68	\$7,176.24	\$1,794.06	\$62,792.06	\$6,696.68	\$0.00	\$1,350.41	\$70,839.15
4th	\$979,748.51	\$5,342.49	\$98,509.10	\$24,627.28	\$861,954.63	\$177,002.65	\$11,777.43	\$26,192.87	\$1,076,927.58
5th	\$214,782.29	\$2,193.21	\$21,697.55	\$5,424.39	\$189,853.56	\$32,761.53	\$0.00	\$3,786.05	\$226,401.14
6th	\$143,357.45	\$416.61	\$14,377.41	\$3,594.35	\$125,802.30	\$49,617.48	\$3,974.03	\$30,371.28	\$209,765.09
7th	\$179,308.07	\$719.27	\$18,002.73	\$4,500.68	\$157,523.92	\$58,569.85	\$0.00	\$6,255.76	\$222,349.53
8th	\$549,285.92	\$3,306.33	\$55,259.23	\$13,814.81	\$483,518.22	\$122,407.26	\$1,541.00	\$18,088.00	\$625,554.48
9th	\$187,292.64	\$336.57	\$18,762.92	\$4,690.73	\$164,175.56	\$50,513.65	\$0.00	\$17,919.18	\$232,608.39
10th	\$264,528.21	\$493.78	\$26,502.20	\$6,625.55	\$231,894.24	\$34,146.23	\$3,466.32	\$5,091.71	\$274,598.50
11th	\$165,429.10	\$0.00	\$16,542.91	\$4,135.73	\$144,750.46	\$15,706.94	\$20,403.61	\$312.81	\$181,173.82
12th	\$153,366.40	\$1,449.48	\$15,481.59	\$3,870.40	\$135,463.90	\$0.00	\$0.00	\$0.00	\$135,463.90
13th	\$195,339.91	\$1,313.12	\$19,665.30	\$4,916.33	\$172,071.40	\$56,553.98	\$0.00	\$43,196.70	\$271,822.08
14th	\$139,709.51	\$2,413.51	\$14,212.30	\$3,553.08	\$124,357.64	\$35,561.98	\$1,573.55	\$2,157.43	\$163,650.60
15th	\$90,407.01	\$2,641.48	\$9,304.85	\$2,326.21	\$81,417.43	\$9,549.67	\$0.00	\$0.00	\$90,967.10
16th	\$62,846.91	\$122.28	\$6,296.92	\$1,574.23	\$55,098.04	\$14,781.58	\$0.00	\$0.00	\$69,879.62
17th	\$787,090.60	\$758.09	\$78,784.87	\$19,696.22	\$689,367.60	\$102,436.13	\$1,035.00	\$48,462.19	\$841,300.92
18th	\$1,023,857.84	\$640.13	\$102,449.80	\$25,612.45	\$896,435.72	\$294,681.41	\$194,895.69	\$36,903.99	\$1,422,916.81
19th	\$572,915.93	\$2,501.34	\$57,541.73	\$14,385.43	\$503,490.11	\$78,693.24	\$0.00	\$58,906.18	\$641,089.53
20th	\$430,068.02	\$1,385.11	\$43,145.31	\$10,786.33	\$377,521.49	\$117,972.72	\$0.00	\$4,931.06	\$500,425.27
21st	\$345,594.67	\$346.50	\$34,594.12	\$8,648.53	\$302,698.52	\$73,722.54	\$698.00	\$4,095.59	\$381,214.65
22nd	\$63,732.43	\$80.10	\$6,381.25	\$1,595.31	\$55,835.96	\$40,157.18	\$283.94	\$0.00	\$96,277.08
<b>TOTAL</b>	<b>\$8,520,210.49</b>	<b>\$30,693.53</b>	<b>\$855,090.40</b>	<b>\$213,772.60</b>	<b>\$7,482,041.02</b>	<b>\$1,745,677.70</b>	<b>\$423,061.67</b>	<b>\$382,154.51</b>	<b>\$10,032,934.90</b>

\*Administrative Funds: Pursuant to statute, the District Attorney and the Court Administrator may use no more than 12.5% (10% District Attorney, 2.5% Court Administrator) of new monies deposited into the victim compensation fund for administrative costs. In some instances, unused administrative funds are returned to the program portion of the fund for the benefit of victims.

\*This figure represents the administrative funds available pursuant to statute, and not the actual administrative costs for the program.

\*\*Note: The above chart does not include \$373,237.93 collected by the Department of Revenue on traffic fines pursuant to Senate Bill 07-55 during the same time period.

## HISTORY OF FEDERAL AND STATE VICTIM COMPENSATION FUNDS FOR THE STATE OF COLORADO



	STATE FUNDS AWARDED	FEDERAL AWARD AMOUNT
2001	\$5,929,312	\$2,612,000
2002	\$6,177,755	\$2,016,000
2003	\$5,182,405	\$3,558,000
2004	\$6,303,182	\$3,707,000
2005	\$6,323,154	\$3,109,000
2006	\$6,239,074	\$3,782,000
2007	\$5,933,875	\$3,794,000
2008	\$7,784,776	\$3,743,000
2009	\$7,611,285	\$3,560,000
2010		(EST.) \$4,670,000
2011		(EST.) \$4,566,000

FEDERAL FUNDS SUBGRANTED\* TO JUDICIAL DISTRICTS  
 OCTOBER 1, 2008 TO SEPTEMBER 30, 2009  
 (FEDERAL FISCAL YEAR 2009)

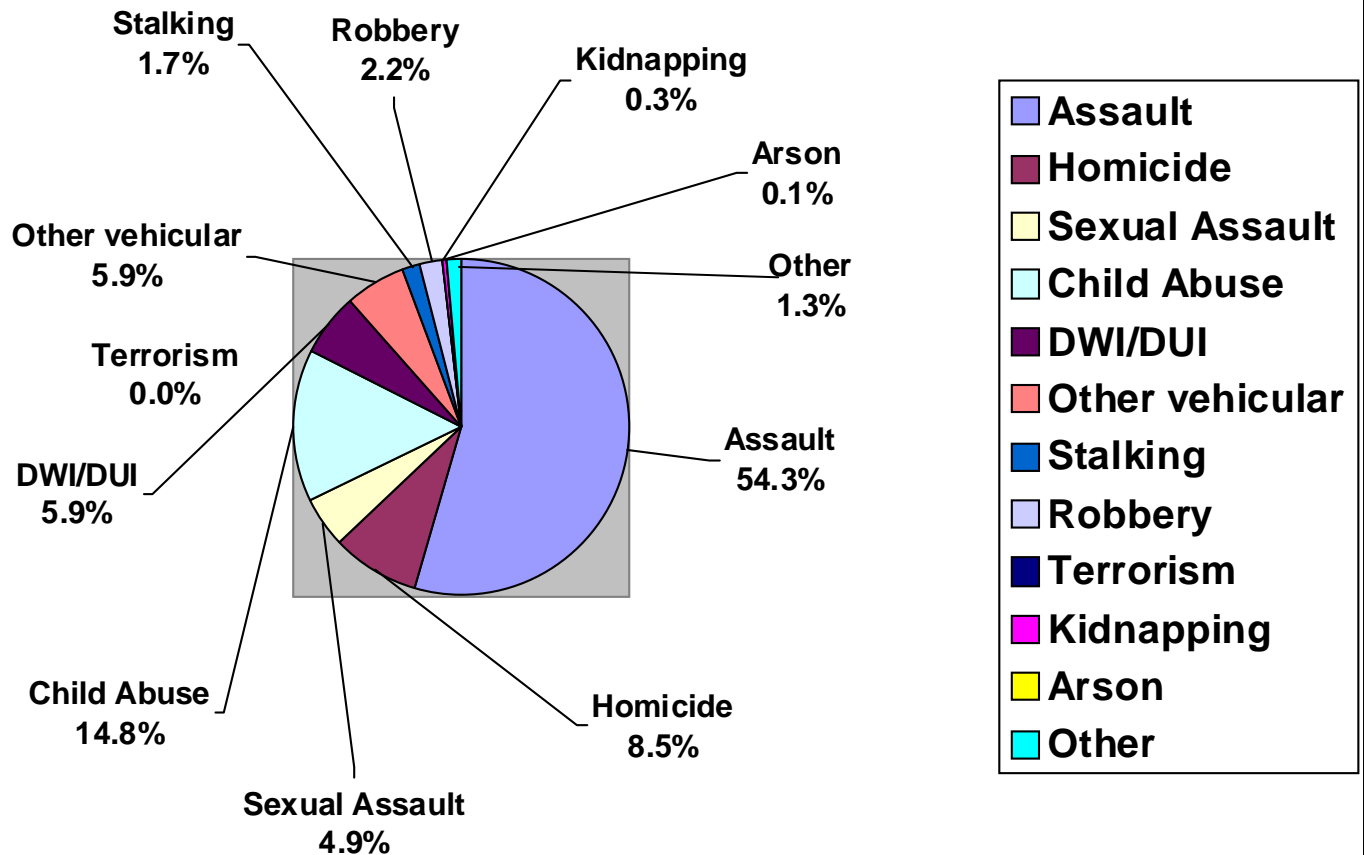
JD	Amount of federal dollars
1st	\$552,300
2nd	\$1,530,000
3rd	\$0
4th	\$294,000
5th	\$0
6th	\$120,000
7th	\$0
8th	\$0
9th	\$40,000
10th	\$69,000
11th	\$0
12th	\$0
13th	\$0
14th	\$0
15th	\$0
16th	\$0
17th	\$703,000 **
18th	\$650,000
19th	\$0
20th	\$125,000
21st	\$0
22nd	\$0

Each Judicial District that is eligible for federal victim compensation funds receives an award based upon an actuarial calculation. This calculation takes into consideration 1) a district's fund balance, and 2) weighted expenditure patterns over previous years. Some federal funds are also provided to local programs for emergencies and/or fund balance shortfalls in order to stabilize the victim compensation funds in that community, if necessary. Not all districts need or apply for federal funds. As the table on this page indicates, nine of the districts utilized federal supplemental funds.

\*The amount subgranted may not equal the dollars spent in the federal fiscal year, as monies may be carried over into the next fiscal year.

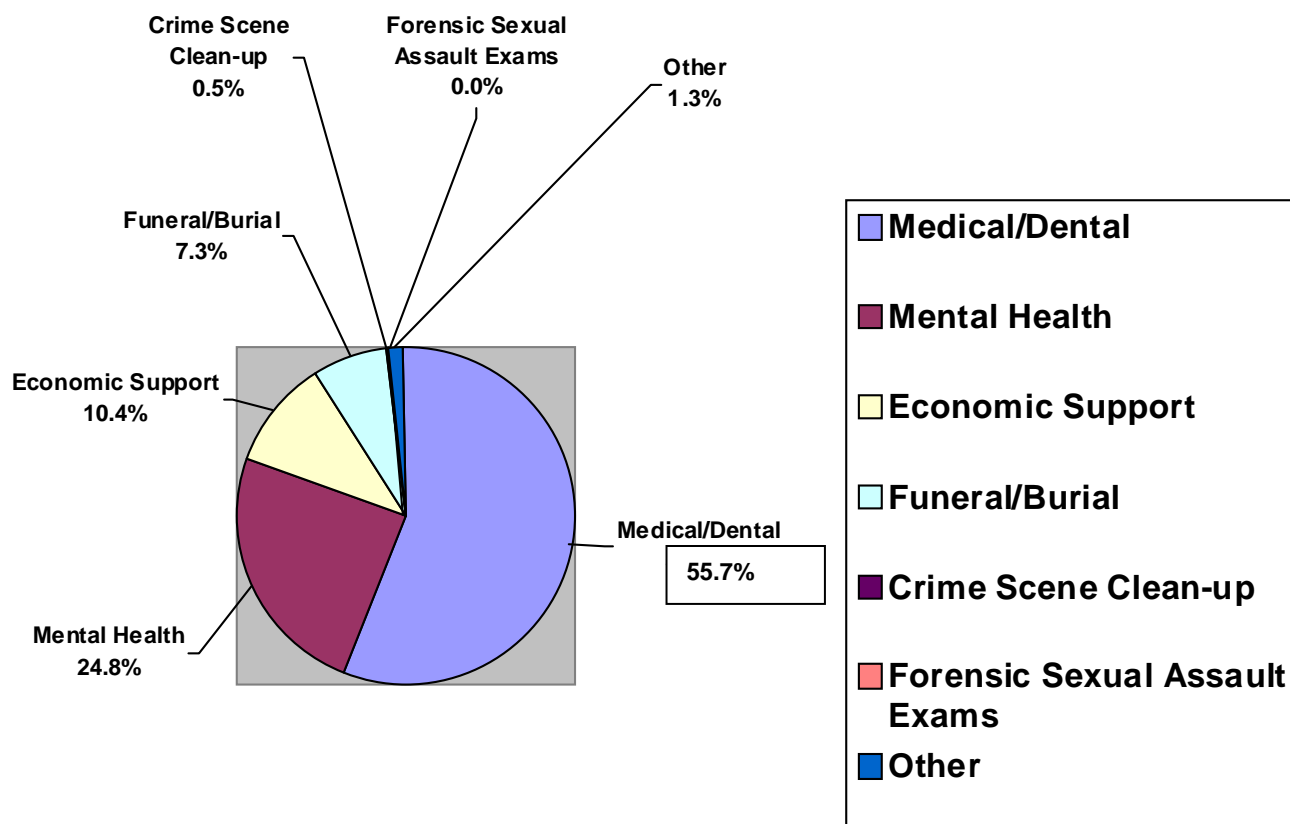
\*\*\$340,000 of the total amount was awarded from the 09 Recovery Act funds.

PERCENTAGE OF PAYMENTS BY CRIME CATEGORY – STATEWIDE TOTALS  
OCTOBER 1, 2008 TO SEPTEMBER 30, 2009



TOTAL PAYMENTS BY CRIME CATEGORY	NUMBER OF CLAIMS	NUMBER OF D.V. CLAIMS (OF TOTAL CLAIMS)	TOTAL AWARD
ASSAULT	3428	1596	\$7,492,672.39
HOMICIDE	437	38	\$1,175,842.20
SEXUAL ASSAULT	570	42	\$673,390.12
CHILD ABUSE	2001		\$2,046,610.35
DWI/DUI	215		\$815,826.65
OTHER VEHICULAR CRIMES	229		\$816,475.80
STALKING	164	108	\$231,148.98
ROBBERY	265	13	\$308,116.27
TERRORISM	0		\$0.00
KIDNAPPING	30	13	\$42,094.40
ARSON	10	1	\$11,057.13
OTHER	189	163	\$172,778.40
<b>TOTAL</b>	<b>7538</b>	<b>1974</b>	<b>\$13,786,012.69</b>

**PAYMENTS BY SERVICE TYPE – STATEWIDE TOTALS  
OCTOBER 1, 2008 TO SEPTEMBER 30, 2009**



TOTAL DOLLARS PAID BY SERVICE TYPE	TOTAL AWARD
MEDICAL/DENTAL	\$7,681,365.15
MENTAL HEALTH	\$3,423,820.36
ECONOMIC SUPPORT	\$1,439,485.75
FUNERAL/BURIAL	\$1,010,670.36
CRIME SCENE CLEAN-UP	\$57,694.59
FORENSIC SEXUAL ASSAULT EXAMS	\$0.00
OTHER	\$172,976.48
<b>TOTAL</b>	<b>\$13,786,012.69</b>

## VICTIM COMPENSATION PROGRAM INFORMATION

The Victim Compensation Program for each judicial district is located at the District Attorney's Office. To obtain information about filing an application, a victim of a crime should contact the victim compensation administrator in the district where the crime occurred.

Questions may also be directed to: The Division of Criminal Justice, 700 Kipling Street, Suite 1000, Denver, CO 80215; 303-239-4493 or toll free within Colorado at 1-888-282-1080.

# 1<sup>ST</sup> JUDICIAL DISTRICT GILPIN AND JEFFERSON COUNTIES

CONTACT INFORMATION: Ms. AMY GREER  
OFFICE OF THE DISTRICT ATTORNEY  
500 JEFFERSON COUNTY PARKWAY  
GOLDEN, CO 80401-6020  
(303) 271-6846

TOTAL NUMBER OF NEW CLAIMS RECEIVED DURING THE REPORTING PERIOD – 1,572

## NUMBER OF CLAIMS PAID/FUNDS EXPENDED

Type of Crime	Number of Claims Paid	Number of Domestic Violence Related Claims	Funds Expended
Assault	354	206	\$795,986.97
Homicide	20	0	\$36,746.98
Sexual Assault	56	8	\$85,532.60
Child Abuse	356		\$503,132.10
DWI/DUI	12		\$18,030.88
Other Vehicular Crime	13		\$49,362.74
Stalking	97	86	\$123,894.70
Robbery	63	1	\$54,782.61
Terrorism	0		\$0.00
Kidnapping	5	3	\$10,108.00
Arson	2	0	\$1,212.30
Other	43	42	\$54,341.16
<b>Total</b>	<b>1021</b>	<b>346</b>	<b>\$1,733,131.04</b>
Type of Service			Funds Expended
Medical/Dental			\$643,351.77
Mental Health			\$768,944.51
Economic Support			\$220,795.73
Funeral/Burial			\$23,288.61
Crime Scene Clean-up			\$32,126.45
Forensic Sexual Assault Exams			\$0.00
Other			\$44,623.97
<b>Total</b>			<b>\$1,733,131.04</b>

## 2<sup>ND</sup> JUDICIAL DISTRICT DENVER COUNTY

CONTACT INFORMATION: Ms. LINDA FERRY  
OFFICE OF THE DISTRICT ATTORNEY  
201 W. COLFAX, DEPT. 801  
DENVER, CO 80202  
(720) 913-9253

TOTAL NUMBER OF NEW CLAIMS RECEIVED DURING THE REPORTING PERIOD – 972

### NUMBER OF CLAIMS PAID/FUNDS EXPENDED

Type of Crime	Number of Claims Paid	Number of Domestic Violence Related Claims	Funds Expended
Assault	592	149	\$1,677,116.88
Homicide	64	7	\$232,110.65
Sexual Assault	100	9	\$150,787.55
Child Abuse	133		\$134,197.58
DWI/DUI	48		\$202,731.00
Other Vehicular Crime	20		\$75,828.22
Stalking	25	4	\$46,637.73
Robbery	60	0	\$95,372.38
Terrorism	0		\$0.00
Kidnapping	5	0	\$5,959.62
Arson	0	0	\$0.00
Other	0	0	\$0.00
<b>Total</b>	<b>1047</b>	<b>169</b>	<b>\$2,620,741.61</b>
Type of Service			Funds Expended
Medical/Dental			\$1,764,335.87
Mental Health			\$313,217.68
Economic Support			\$334,578.84
Funeral/Burial			\$190,608.62
Crime Scene Clean-up			\$1,745.00
Forensic Sexual Assault Exams			\$0.00
Other			\$16,255.60
<b>Total</b>			<b>\$2,620,741.61</b>



**3<sup>RD</sup> JUDICIAL DISTRICT  
HUERFANO AND LAS ANIMAS COUNTIES**

CONTACT INFORMATION: Ms. SHARON WARREN  
OFFICE OF THE DISTRICT ATTORNEY  
200 E. 1<sup>ST</sup> STREET, #302  
TRINIDAD, CO 81082  
(719) 846-9224

TOTAL NUMBER OF NEW CLAIMS RECEIVED DURING THE REPORTING PERIOD – 30

NUMBER OF CLAIMS PAID/FUNDS EXPENDED

<b>Type of Crime</b>	<b>Number of Claims Paid</b>	<b>Number of Domestic Violence Related Claims</b>	<b>Funds Expended</b>
Assault	22	4	\$63,463.06
Homicide	5	0	\$34,773.77
Sexual Assault	1	0	\$6,871.61
Child Abuse	4		\$2,137.80
DWI/DUI	0		\$0.00
Other Vehicular Crime	0		\$0.00
Stalking	0	0	\$0.00
Robbery	1	0	\$500.00
Terrorism	0		\$0.00
Kidnapping	0	0	\$0.00
Arson	1	0	\$755.61
Other	1	0	\$160.00
<b>Total</b>	<b>35</b>	<b>4</b>	<b>\$108,661.85</b>
<b>Type of Service</b>			<b>Funds Expended</b>
Medical/Dental			\$79,454.78
Mental Health			\$2,469.84
Economic Support			\$10,915.00
Funeral/Burial			\$15,275.23
Crime Scene Clean-up			\$0.00
Forensic Sexual Assault Exams			\$0.00
Other			\$547.00
<b>Total</b>			<b>\$108,661.85</b>

## 4<sup>TH</sup> JUDICIAL DISTRICT EL PASO AND TELLER COUNTIES

CONTACT INFORMATION: Ms. ROBYN VELASCO  
OFFICE OF THE DISTRICT ATTORNEY  
105 EAST VERMIJO, SUITE 111  
COLORADO SPRINGS, CO 80903  
(719) 520-6211

TOTAL NUMBER OF NEW CLAIMS RECEIVED DURING THE REPORTING PERIOD – 1,011

### NUMBER OF CLAIMS PAID/FUNDS EXPENDED

Type of Crime	Number of Claims Paid	Number of Domestic Violence Related Claims	Funds Expended
Assault	350	172	\$632,227.16
Homicide	115	9	\$214,727.52
Sexual Assault	65	5	\$71,549.25
Child Abuse	202		\$121,787.79
DWI/DUI	31		\$120,067.98
Other Vehicular Crime	39		\$93,938.33
Stalking	3	0	\$2,314.00
Robbery	32	0	\$79,519.96
Terrorism	0		\$0.00
Kidnapping	4	1	\$9,967.97
Arson	1	0	\$799.99
Other	3	1	\$1,816.29
<b>Total</b>	<b>845</b>	<b>188</b>	<b>\$1,348,716.24</b>
Type of Service			Funds Expended
Medical/Dental			\$779,794.15
Mental Health			\$224,023.31
Economic Support			\$158,278.90
Funeral/Burial			\$178,824.88
Crime Scene Clean-up			\$2,992.00
Forensic Sexual Assault Exams			\$0.00
Other			\$4,803.00
<b>Total</b>			<b>\$1,348,716.24</b>

## 5<sup>TH</sup> JUDICIAL DISTRICT CLEAR CREEK, EAGLE, LAKE AND SUMMIT COUNTIES

CONTACT INFORMATION: Ms. KRISTA WHITTLE  
OFFICE OF THE DISTRICT ATTORNEY  
P.O. Box 2000  
GEORGETOWN, CO 80444  
(303) 569-2567 EXT. 3

TOTAL NUMBER OF NEW CLAIMS RECEIVED DURING THE REPORTING PERIOD – 72

### NUMBER OF CLAIMS PAID/FUNDS EXPENDED

Type of Crime	Number of Claims Paid	Number of Domestic Violence Related Claims	Funds Expended
Assault	49	33	\$109,677.28
Homicide	0	0	\$0.00
Sexual Assault	7	0	\$3,766.45
Child Abuse	10		\$10,233.20
DWI/DUI	3		\$25,113.79
Other Vehicular Crime	1		\$2,815.38
Stalking	2	1	\$19,883.82
Robbery	0	0	\$0.00
Terrorism	0		\$0.00
Kidnapping	0	0	\$0.00
Arson	0	0	\$0.00
Other	0	0	\$0.00
<b>Total</b>	72	34	\$171,489.92
Type of Service			Funds Expended
Medical/Dental			\$98,425.87
Mental Health			\$25,542.29
Economic Support			\$45,407.90
Funeral/Burial			\$1,856.99
Crime Scene Clean-up			\$0.00
Forensic Sexual Assault Exams			\$0.00
Other			\$256.87
<b>Total</b>			\$171,489.92

## 6<sup>TH</sup> JUDICIAL DISTRICT ARCHULETA, LA PLATA AND SAN JUAN COUNTIES

CONTACT INFORMATION: Ms. JANE FOY  
OFFICE OF THE DISTRICT ATTORNEY  
P.O. DRAWER 3455  
DURANGO, CO 81302  
(970) 247-8850

TOTAL NUMBER OF NEW CLAIMS RECEIVED DURING THE REPORTING PERIOD – 118

### NUMBER OF CLAIMS PAID/FUNDS EXPENDED

Type of Crime	Number of Claims Paid	Number of Domestic Violence Related Claims	Funds Expended
Assault	92	59	\$160,354.57
Homicide	6	0	\$8,439.99
Sexual Assault	11	0	\$21,412.13
Child Abuse	30		\$27,183.12
DWI/DUI	5		\$26,689.64
Other Vehicular Crime	6		\$9,060.25
Stalking	1	0	\$840.00
Robbery	0	0	\$0.00
Terrorism	0		\$0.00
Kidnapping	1	0	\$910.00
Arson	0	0	\$0.00
Other	1	0	\$1,750.00
<b>Total</b>	<b>153</b>	<b>59</b>	<b>\$256,639.70</b>
Type of Service			Funds Expended
Medical/Dental			\$136,492.23
Mental Health			\$101,453.13
Economic Support			\$6,410.03
Funeral/Burial			\$12,209.99
Crime Scene Clean-up			\$0.00
Forensic Sexual Assault Exams			\$0.00
Other			\$74.32
<b>Total</b>			<b>\$256,639.70</b>

**7<sup>TH</sup> JUDICIAL DISTRICT  
DELTA, GUNNISON, HINSDALE, MONTROSE, OURAY AND SAN  
MIGUEL COUNTIES**

CONTACT INFORMATION: Ms. ELEASHA CERVANTES  
OFFICE OF THE DISTRICT ATTORNEY  
MONTROSE COUNTY JUSTICE CENTER  
1200 N. GRAND AVE., #D  
MONTROSE, CO 81401  
(970) 252-4266

TOTAL NUMBER OF NEW CLAIMS RECEIVED DURING THE REPORTING PERIOD – 186

NUMBER OF CLAIMS PAID/FUNDS EXPENDED

<b>Type of Crime</b>	<b>Number of Claims Paid</b>	<b>Number of Domestic Violence Related Claims</b>	<b>Funds Expended</b>
Assault	62	29	\$100,824.95
Homicide	7	0	\$6,768.69
Sexual Assault	3	0	\$13,499.46
Child Abuse	10		\$5,753.11
DWI/DUI	12		\$18,350.63
Other Vehicular Crime	3		\$14,350.10
Stalking	0	0	\$0.00
Robbery	1	1	\$65.00
Terrorism	0		\$0.00
Kidnapping	0	0	\$0.00
Arson	0	0	\$0.00
Other	8	3	\$7,901.40
<b>Total</b>	<b>106</b>	<b>33</b>	<b>\$167,513.34</b>
<b>Type of Service</b>			<b>Funds Expended</b>
Medical/Dental			\$113,219.22
Mental Health			\$22,555.24
Economic Support			\$15,434.67
Funeral/Burial			\$15,860.21
Crime Scene Clean-up			\$0.00
Forensic Sexual Assault Exams			\$0.00
Other			\$444.00
<b>Total</b>			<b>\$167,513.34</b>

## 8<sup>TH</sup> JUDICIAL DISTRICT JACKSON AND LARIMER COUNTIES

CONTACT INFORMATION: Ms. AMANDA BRUMMER  
OFFICE OF THE DISTRICT ATTORNEY  
201 LA PORTE AVE., SUITE 200  
FORT COLLINS, CO 80521-2763  
(970) 498-7200

TOTAL NUMBER OF NEW CLAIMS RECEIVED DURING THE REPORTING PERIOD – 628

### NUMBER OF CLAIMS PAID/FUNDS EXPENDED

Type of Crime	Number of Claims Paid	Number of Domestic Violence Related Claims	Funds Expended
Assault	180	83	\$328,456.34
Homicide	19	0	\$33,722.72
Sexual Assault	58	1	\$54,393.09
Child Abuse	235		\$210,697.40
DWI/DUI	8		\$16,011.34
Other Vehicular Crime	11		\$36,939.44
Stalking	6	3	\$5,215.67
Robbery	3	1	\$3,957.21
Terrorism	0		\$0.00
Kidnapping	4	3	\$4,108.92
Arson	1	0	\$758.33
Other	29	24	\$24,293.37
<b>Total</b>	<b>554</b>	<b>115</b>	<b>\$718,553.83</b>
Type of Service			Funds Expended
Medical/Dental			\$288,615.24
Mental Health			\$321,493.23
Economic Support			\$35,738.78
Funeral/Burial			\$22,075.30
Crime Scene Clean-up			\$1,054.73
Forensic Sexual Assault Exams			\$0.00
Other			\$49,576.55
<b>Total</b>			<b>\$718,553.83</b>

**9<sup>TH</sup> JUDICIAL DISTRICT  
GARFIELD, PITKIN AND RIO BLANCO COUNTIES**

CONTACT INFORMATION: Ms. LIZ COOK  
OFFICE OF THE DISTRICT ATTORNEY  
109 8<sup>TH</sup> STREET, SUITE 308  
GLENWOOD SPRINGS, CO 81601  
(970) 384-3517

TOTAL NUMBER OF NEW CLAIMS RECEIVED DURING THE REPORTING PERIOD – 123

NUMBER OF CLAIMS PAID/FUNDS EXPENDED

<b>Type of Crime</b>	<b>Number of Claims Paid</b>	<b>Number of Domestic Violence Related Claims</b>	<b>Funds Expended</b>
Assault	117	68	\$233,421.69
Homicide	2	0	\$4,170.00
Sexual Assault	21	5	\$39,515.22
Child Abuse	34		\$32,151.58
DWI/DUI	2		\$8,625.12
Other Vehicular Crime	10		\$50,450.34
Stalking	2	2	\$3,270.00
Robbery	0	0	\$0.00
Terrorism	0		\$0.00
Kidnapping	1	1	\$2,096.03
Arson	0	0	\$0.00
Other	23	21	\$20,412.28
<b>Total</b>	<b>212</b>	<b>97</b>	<b>\$394,112.26</b>
<b>Type of Service</b>			<b>Funds Expended</b>
Medical/Dental			\$188,773.62
Mental Health			\$76,446.75
Economic Support			\$101,144.06
Funeral/Burial			\$22,811.62
Crime Scene Clean-up			\$0.00
Forensic Sexual Assault Exams			\$0.00
Other			\$4,936.21
<b>Total</b>			<b>\$394,112.26</b>

# 10<sup>TH</sup> JUDICIAL DISTRICT PUEBLO COUNTY

CONTACT INFORMATION: Ms. FLORENCE HUNT  
OFFICE OF THE DISTRICT ATTORNEY  
701 COURT STREET  
PUEBLO, CO 81003  
(719) 583-6092

TOTAL NUMBER OF NEW CLAIMS RECEIVED DURING THE REPORTING PERIOD – 140

## NUMBER OF CLAIMS PAID/FUNDS EXPENDED

Type of Crime	Number of Claims Paid	Number of Domestic Violence Related Claims	Funds Expended
Assault	120	35	\$193,670.02
Homicide	15	0	\$52,661.06
Sexual Assault	5	0	\$492.21
Child Abuse	18		\$12,902.78
DWI/DUI	5		\$17,429.18
Other Vehicular Crime	6		\$16,893.93
Stalking	0	0	\$0.00
Robbery	16	0	\$5,145.02
Terrorism	0		\$0.00
Kidnapping	0	0	\$0.00
Arson	0	0	\$0.00
Other	0	0	\$0.00
<b>Total</b>	<b>185</b>	<b>35</b>	<b>\$299,194.20</b>
Type of Service			Funds Expended
Medical/Dental			\$183,926.06
Mental Health			\$12,953.92
Economic Support			\$27,921.61
Funeral/Burial			\$66,400.80
Crime Scene Clean-up			\$7,991.81
Forensic Sexual Assault Exams			\$0.00
Other			\$0.00
<b>Total</b>			<b>\$299,194.20</b>



# 11<sup>TH</sup> JUDICIAL DISTRICT CHAFFEE, CUSTER, FREMONT AND PARK COUNTIES

CONTACT INFORMATION: Ms. BARBARA TOPLISS  
OFFICE OF THE DISTRICT ATTORNEY  
136 JUSTICE CENTER ROAD, ROOM 203  
CANON CITY, CO 81212  
(719) 269-0170

TOTAL NUMBER OF NEW CLAIMS RECEIVED DURING THE REPORTING PERIOD – 96

## NUMBER OF CLAIMS PAID/FUNDS EXPENDED

Type of Crime	Number of Claims Paid	Number of Domestic Violence Related Claims	Funds Expended
Assault	63	51	\$54,519.73
Homicide	4	0	\$2,467.38
Sexual Assault	0	0	\$0.00
Child Abuse	15		\$11,679.25
DWI/DUI	5		\$11,948.38
Other Vehicular Crime	4		\$3,292.32
Stalking	1	0	\$190.00
Robbery	1	0	\$1,747.62
Terrorism	0		\$0.00
Kidnapping	0	0	\$0.00
Arson	1	1	\$4,256.22
Other	1	1	\$3,024.49
<b>Total</b>	<b>95</b>	<b>53</b>	<b>\$93,125.39</b>
Type of Service			Funds Expended
Medical/Dental			\$30,698.99
Mental Health			\$20,429.16
Economic Support			\$29,333.33
Funeral/Burial			\$9,701.03
Crime Scene Clean-up			\$0.00
Forensic Sexual Assault Exams			\$0.00
Other			\$2,962.88
<b>Total</b>			<b>\$93,125.39</b>

**12<sup>TH</sup> JUDICIAL DISTRICT  
ALAMOSA, CONEJOS, COSTILLA, MINERAL, RIO GRANDE AND  
SAGUACHE COUNTIES**

CONTACT INFORMATION: Ms. TAMMY ROGERS  
OFFICE OF THE DISTRICT ATTORNEY  
426 SAN JUAN AVE.  
ALAMOSA, CO 81101  
(719) 589-3691

TOTAL NUMBER OF NEW CLAIMS RECEIVED DURING THE REPORTING PERIOD – 41

NUMBER OF CLAIMS PAID/FUNDS EXPENDED

Type of Crime	Number of Claims Paid	Number of Domestic Violence Related Claims	Funds Expended
Assault	26	9	\$111,396.47
Homicide	3	0	\$22,962.50
Sexual Assault	1	0	\$200.00
Child Abuse	2		\$225.00
DWI/DUI	2		\$9,080.97
Other Vehicular Crime	2		\$8,000.00
Stalking	1	0	\$320.40
Robbery	0	0	\$0.00
Terrorism	0		\$0.00
Kidnapping	0	0	\$0.00
Arson	0	0	\$0.00
Other	1	0	\$400.00
<b>Total</b>	<b>38</b>	<b>9</b>	<b>\$152,585.34</b>
Type of Service			Funds Expended
Medical/Dental			\$131,199.16
Mental Health			\$2,080.00
Economic Support			\$3,688.65
Funeral/Burial			\$14,962.50
Crime Scene Clean-up			\$655.03
Forensic Sexual Assault Exams			\$0.00
Other			\$0.00
<b>Total</b>			<b>\$152,585.34</b>



# 14<sup>TH</sup> JUDICIAL DISTRICT GRAND, MOFFAT AND ROUTT COUNTIES

CONTACT INFORMATION: Ms. DONNA ZULIAN  
OFFICE OF THE DISTRICT ATTORNEY  
P.O. Box 770129  
STEAMBOAT SPRINGS, CO 80477  
(970) 824-9143

TOTAL NUMBER OF NEW CLAIMS RECEIVED DURING THE REPORTING PERIOD – 82

## NUMBER OF CLAIMS PAID/FUNDS EXPENDED

Type of Crime	Number of Claims Paid	Number of Domestic Violence Related Claims	Funds Expended
Assault	61	25	\$96,421.56
Homicide	2	0	\$480.00
Sexual Assault	0	0	\$0.00
Child Abuse	16		\$8,941.95
DWI/DUI	1		\$6,670.72
Other Vehicular Crime	0		\$0.00
Stalking	0	0	\$0.00
Robbery	1	0	\$210.00
Terrorism	0		\$0.00
Kidnapping	0	0	\$0.00
Arson	0	0	\$0.00
Other	3	3	\$1,035.00
<b>Total</b>	<b>84</b>	<b>28</b>	<b>\$113,759.23</b>
Type of Service			Funds Expended
Medical/Dental			\$74,995.44
Mental Health			\$19,285.50
Economic Support			\$13,586.95
Funeral/Burial			\$5,815.34
Crime Scene Clean-up			\$0.00
Forensic Sexual Assault Exams			\$0.00
Other			\$76.00
<b>Total</b>			<b>\$113,759.23</b>

# 15<sup>TH</sup> JUDICIAL DISTRICT BACA, CHEYENNE, KIOWA AND PROWERS COUNTIES

CONTACT INFORMATION: Ms. TAMMY WILLIAMS  
OFFICE OF THE DISTRICT ATTORNEY  
110 OAK STREET  
LAMAR, CO 81052  
(719) 336-7446

TOTAL NUMBER OF NEW CLAIMS RECEIVED DURING THE REPORTING PERIOD – 13

NUMBER OF CLAIMS PAID/FUNDS EXPENDED

Type of Crime	Number of Claims Paid	Number of Domestic Violence Related Claims	Funds Expended
Assault	8	6	\$18,998.83
Homicide	1	0	\$686.00
Sexual Assault	2	0	\$638.37
Child Abuse	1		\$1,379.40
DWI/DUI	0		\$0.00
Other Vehicular Crime	1		\$20,000.00
Stalking	0	0	\$0.00
Robbery	0	0	\$0.00
Terrorism	0		\$0.00
Kidnapping	0	0	\$0.00
Arson	0	0	\$0.00
Other	0	0	\$0.00
<b>Total</b>	13	6	\$41,702.60
Type of Service			Funds Expended
Medical/Dental			\$33,800.45
Mental Health			\$2,065.40
Economic Support			\$5,102.40
Funeral/Burial			\$0.00
Crime Scene Clean-up			\$0.00
Forensic Sexual Assault Exams			\$0.00
Other			\$734.35
<b>Total</b>			\$41,702.60

# 16<sup>TH</sup> JUDICIAL DISTRICT BENT, CROWLEY AND OTERO COUNTIES

CONTACT INFORMATION: Ms. PATTY GAUNA  
OFFICE OF THE DISTRICT ATTORNEY  
P.O. BOX 980  
LA JUNTA, CO 81050  
(719) 384-8786

TOTAL NUMBER OF NEW CLAIMS RECEIVED DURING THE REPORTING PERIOD – 47

## NUMBER OF CLAIMS PAID/FUNDS EXPENDED

Type of Crime	Number of Claims Paid	Number of Domestic Violence Related Claims	Funds Expended
Assault	24	16	\$30,204.19
Homicide	0	0	\$0.00
Sexual Assault	2	0	\$293.58
Child Abuse	2		\$4,419.11
DWI/DUI	0		\$0.00
Other Vehicular Crime	4		\$28,358.12
Stalking	0	0	\$0.00
Robbery	4	0	\$2,525.21
Terrorism	0		\$0.00
Kidnapping	0	0	\$0.00
Arson	0	0	\$0.00
Other	3	1	\$1,537.87
<b>Total</b>	<b>39</b>	<b>17</b>	<b>\$67,338.08</b>
Type of Service			Funds Expended
Medical/Dental			\$47,399.01
Mental Health			\$5,590.00
Economic Support			\$5,016.81
Funeral/Burial			\$6,121.95
Crime Scene Clean-up			\$0.00
Forensic Sexual Assault Exams			\$0.00
Other			\$3,210.31
<b>Total</b>			<b>\$67,338.08</b>

# 17<sup>TH</sup> JUDICIAL DISTRICT ADAMS AND BROOMFIELD COUNTIES

CONTACT INFORMATION: Ms. JOHNNNA ALIG  
OFFICE OF THE DISTRICT ATTORNEY  
1100 JUDICIAL CENTER DRIVE, STE. 100  
BRIGHTON, CO 80601  
(303) 835-5614

TOTAL NUMBER OF NEW CLAIMS RECEIVED DURING THE REPORTING PERIOD – 1,490

## NUMBER OF CLAIMS PAID/FUNDS EXPENDED

Type of Crime	Number of Claims Paid	Number of Domestic Violence Related Claims	Funds Expended
Assault	365	197	\$708,372.55
Homicide	69	8	\$213,977.65
Sexual Assault	67	5	\$67,934.21
Child Abuse	188		\$179,095.59
DWI/DUI	24		\$142,229.50
Other Vehicular Crime	22		\$58,819.06
Stalking	10	5	\$13,125.98
Robbery	49	2	\$32,204.62
Terrorism	0		\$0.00
Kidnapping	5	4	\$2,053.07
Arson	3	0	\$3,171.68
Other	7	7	\$4,313.97
<b>Total</b>	<b>809</b>	<b>228</b>	<b>\$1,425,297.88</b>
Type of Service			Funds Expended
Medical/Dental			\$898,345.51
Mental Health			\$342,692.62
Economic Support			\$65,963.42
Funeral/Burial			\$97,177.63
Crime Scene Clean-up			\$1,657.50
Forensic Sexual Assault Exams			\$0.00
Other			\$19,461.20
<b>Total</b>			<b>\$1,425,297.88</b>

# 18<sup>TH</sup> JUDICIAL DISTRICT

## ARAPAHOE, DOUGLAS, ELBERT AND LINCOLN COUNTIES

CONTACT INFORMATION: Ms. WENDY BUTER  
 OFFICE OF THE DISTRICT ATTORNEY  
 6450 S. REVERE PARKWAY  
 CENTENNIAL, CO 80111  
 (720) 874-8607

TOTAL NUMBER OF NEW CLAIMS RECEIVED DURING THE REPORTING PERIOD – 1,370

### NUMBER OF CLAIMS PAID/FUNDS EXPENDED

Type of Crime	Number of Claims Paid	Number of Domestic Violence Related Claims	Funds Expended
Assault	408	195	\$914,079.00
Homicide	42	0	\$134,914.00
Sexual Assault	106	4	\$95,301.00
Child Abuse	345		\$387,975.00
DWI/DUI	25		\$91,271.00
Other Vehicular Crime	44		\$237,032.00
Stalking	8	1	\$6,623.00
Robbery	17	5	\$25,145.00
Terrorism	0		\$0.00
Kidnapping	2	0	\$1,240.00
Arson	0	0	\$0.00
Other	1	0	\$8,602.00
<b>Total</b>	998	205	\$1,902,182.00
Type of Service			Funds Expended
Medical/Dental			\$992,124.00
Mental Health			\$565,717.00
Economic Support			\$152,434.00
Funeral/Burial			\$180,514.00
Crime Scene Clean-up			\$1,025.00
Forensic Sexual Assault Exams			\$0.00
Other			\$10,368.00
<b>Total</b>			\$1,902,182.00



# 19<sup>TH</sup> JUDICIAL DISTRICT WELD COUNTY

CONTACT INFORMATION: Ms. KAROL PATCH  
OFFICE OF THE DISTRICT ATTORNEY  
P.O. BOX 1167  
GREELEY, CO 80632  
(970) 356-4000 EXT. 4748

TOTAL NUMBER OF NEW CLAIMS RECEIVED DURING THE REPORTING PERIOD – 359

## NUMBER OF CLAIMS PAID/FUNDS EXPENDED

Type of Crime	Number of Claims Paid	Number of Domestic Violence Related Claims	Funds Expended
Assault	116	45	\$335,896.97
Homicide	28	13	\$89,355.94
Sexual Assault	11	1	\$14,655.04
Child Abuse	109		\$109,229.99
DWI/DUI	9		\$27,388.95
Other Vehicular Crime	8		\$37,436.12
Stalking	1	1	\$288.00
Robbery	3	0	\$1,870.45
Terrorism	0		\$0.00
Kidnapping	1	1	\$2,266.29
Arson	1	0	\$103.00
Other	25	23	\$19,709.95
<b>Total</b>	<b>312</b>	<b>84</b>	<b>\$638,200.70</b>
Type of Service			Funds Expended
Medical/Dental			\$371,740.74
Mental Health			\$146,394.51
Economic Support			\$73,222.20
Funeral/Burial			\$38,396.18
Crime Scene Clean-up			\$8,447.07
Forensic Sexual Assault Exams			\$0.00
Other			\$0.00
<b>Total</b>			<b>\$638,200.70</b>

## 20<sup>TH</sup> JUDICIAL DISTRICT BOULDER COUNTY

CONTACT INFORMATION: Ms. JUDE ALLEN  
OFFICE OF THE DISTRICT ATTORNEY  
BOULDER COUNTY COURTS BLDG.  
1035 KIMBARK STREET  
LONGMONT, CO 80501  
(303) 682-6801

TOTAL NUMBER OF NEW CLAIMS RECEIVED DURING THE REPORTING PERIOD – 367

### NUMBER OF CLAIMS PAID/FUNDS EXPENDED

Type of Crime	Number of Claims Paid	Number of Domestic Violence Related Claims	Funds Expended
Assault	174	103	\$390,573.15
Homicide	10	0	\$29,550.08
Sexual Assault	28	2	\$25,035.39
Child Abuse	159		\$149,128.02
DWI/DUI	8		\$19,562.43
Other Vehicular Crime	11		\$34,273.29
Stalking	4	3	\$4,872.98
Robbery	10	3	\$4,376.41
Terrorism	0		\$0.00
Kidnapping	0	0	\$0.00
Arson	0	0	\$0.00
Other	23	20	\$17,180.70
<b>Total</b>	427	131	\$674,552.45
Type of Service			Funds Expended
Medical/Dental			\$325,412.51
Mental Health			\$286,031.39
Economic Support			\$32,973.82
Funeral/Burial			\$24,889.89
Crime Scene Clean-up			\$0.00
Forensic Sexual Assault Exams			\$0.00
Other			\$5,244.84
<b>Total</b>			\$674,552.45

## 21<sup>ST</sup> JUDICIAL DISTRICT MESA COUNTY

CONTACT INFORMATION: Ms. MARY SOMMERFELD  
OFFICE OF THE DISTRICT ATTORNEY  
P.O. Box 20,000-5031  
GRAND JUNCTION, CO 81502  
(970) 244-1730

TOTAL NUMBER OF NEW CLAIMS RECEIVED DURING THE REPORTING PERIOD – 255

### NUMBER OF CLAIMS PAID/FUNDS EXPENDED

Type of Crime	Number of Claims Paid	Number of Domestic Violence Related Claims	Funds Expended
Assault	121	44	\$343,134.33
Homicide	15	1	\$44,303.20
Sexual Assault	8	0	\$7,959.86
Child Abuse	86		\$79,202.38
DWI/DUI	6		\$8,589.60
Other Vehicular Crime	8		\$23,263.84
Stalking	0	0	\$0.00
Robbery	0	0	\$0.00
Terrorism	0		\$0.00
Kidnapping	1	0	\$1,671.50
Arson	0	0	\$0.00
Other	0	0	\$0.00
<b>Total</b>	245	45	\$508,124.71
Type of Service			Funds Expended
Medical/Dental			\$333,618.48
Mental Health			\$103,230.34
Economic Support			\$31,704.97
Funeral/Burial			\$39,570.92
Crime Scene Clean-up			\$0.00
Forensic Sexual Assault Exams			\$0.00
Other			\$0.00
<b>Total</b>			\$508,124.71

## 22<sup>ND</sup> JUDICIAL DISTRICT DOLORES AND MONTEZUMA COUNTIES

CONTACT INFORMATION: Ms. KELLY CODNER  
OFFICE OF THE DISTRICT ATTORNEY  
103 N. CHESTNUT STREET  
CORTEZ, CO 81321  
(970) 564-2755

TOTAL NUMBER OF NEW CLAIMS RECEIVED DURING THE REPORTING PERIOD – 113

### NUMBER OF CLAIMS PAID/FUNDS EXPENDED

Type of Crime	Number of Claims Paid	Number of Domestic Violence Related Claims	Funds Expended
Assault	32	15	\$34,702.15
Homicide	9	0	\$12,744.07
Sexual Assault	2	0	\$82.00
Child Abuse	16		\$18,724.20
DWI/DUI	1		\$1,040.00
Other Vehicular Crime	16		\$16,362.32
Stalking	0	0	\$0.00
Robbery	1	0	\$170.48
Terrorism	0		\$0.00
Kidnapping	0	0	\$0.00
Arson	0	0	\$0.00
Other	7	7	\$2,174.00
<b>Total</b>	<b>84</b>	<b>22</b>	<b>\$85,999.22</b>
Type of Service			Funds Expended
Medical/Dental			\$30,343.69
Mental Health			\$21,243.42
Economic Support			\$11,648.77
Funeral/Burial			\$17,716.17
Crime Scene Clean-up			\$0.00
Forensic Sexual Assault Exams			\$0.00
Other			\$5,047.17
<b>Total</b>			<b>\$85,999.22</b>