

**COLORADO
VICTIM
COMPENSATION
2008 ANNUAL REPORT**

OCTOBER 1, 2007 – SEPTEMBER 30, 2008

Colorado Department of Public Safety

Division of Criminal Justice, Office for Victims Programs



Financial assistance for victims of violent crimes

February 2009

The Office for Victims Programs exists to improve the physical and emotional recovery of Colorado's crime victims and to restore victims' confidence in the criminal justice system.



PETER A. WEIR, EXECUTIVE DIRECTOR, DEPARTMENT OF PUBLIC SAFETY

JEANNE M. SMITH, DIRECTOR, DIVISION OF CRIMINAL JUSTICE

NANCY FELDMAN, MANAGER, OFFICE FOR VICTIMS PROGRAMS

STEPHANIE PIECHOWSKI, FINANCIAL SPECIALIST

ANTHONY J. TILGER, VICTIM COMPENSATION ADMINISTRATOR

COLORADO DEPARTMENT OF PUBLIC SAFETY
DIVISION OF CRIMINAL JUSTICE, OFFICE FOR VICTIMS PROGRAMS
700 KIPLING STREET, SUITE 1000
DENVER, CO 80215
PHONE: 303-239-4442 / TOLL FREE 1-888-282-1080
FAX: 303-239-5743
WEBSITE: <http://dcj.state.co.us/>

TABLE OF CONTENTS

	<u>Page</u>
History	1
Applying for Victim Compensation	2
Compensable Losses	3
Funding	4
Restitution	5
State Revenue by Judicial District – table	6
History of Federal Victim Compensation Awards to the State of Colorado – graph . . .	7
Federal Funds Subgranted to Judicial Districts (FFY 2008) – table.	8
Percentage of Payments by Crime Category – Statewide totals	9
Payments by Service Type – Statewide totals	10
Victim Compensation Program Information	11
 Number of Victim Compensation Claims Processed/Funds Expended	
• 1st Judicial District	12
• 2nd Judicial District	13
• 3rd Judicial District	14
• 4th Judicial District	15
• 5th Judicial District	16
• 6th Judicial District	17
• 7th Judicial District	18
• 8th Judicial District	19
• 9th Judicial District	20
• 10th Judicial District	21
• 11th Judicial District	22
• 12th Judicial District	23
• 13th Judicial District	24
• 14th Judicial District	25
• 15th Judicial District	26
• 16th Judicial District	27
• 17th Judicial District	28
• 18th Judicial District	29
• 19th Judicial District	30
• 20th Judicial District	31
• 21st Judicial District	32
• 22nd Judicial District	33

HISTORY

In 1981, the Colorado General Assembly passed legislation creating the Crime Victim Compensation Program. The legislation (C.R.S. 24-4.1, Part 1) created a funding mechanism to assist crime victims with actual expenses incurred as a result of criminal acts that are not reimbursed by another source. The statute applies to compensable crimes committed after July 1, 1982.

The legislation also established victim compensation programs in each of Colorado's 22 judicial districts. Funding and service delivery are decentralized, therefore each district is responsible for the administration, financial management, and decisions regarding its victim compensation funds.

The federal Victims of Crime Act (VOCA) of 1984 provided federal funding as well as state level responsibilities to the Crime Victim Compensation Program. Colorado has received federal funds to supplement the state crime victim compensation program since 1985.

Federal crime victim compensation funds are administered by the Division of Criminal Justice, Colorado Department of Public Safety, and are passed through, or subgranted, to local judicial district Victim Compensation Programs.

The Victims' Compensation and Assistance Coordinating Committee, a governor-appointed advisory board, is responsible for the development and enforcement of the *Standards for the Administration of Crime Victim Compensation Programs*. The Division of Criminal Justice is statutorily mandated to provide staff to support this effort. The first Standards were adopted in 1992 and were amended in 1998 and in 2004. The *Review of Violations of the Standards for the Administration of Crime Victim Compensation and Victim Assistance and Law Enforcement Programs and Related Sanctions* were adopted in 1994.

APPLYING FOR VICTIM COMPENSATION

Colorado's decentralized system establishes a separate victim compensation program in each of the 22 judicial districts. Victims are required to file claims for compensation in the judicial district where the crime occurred.

Victims may receive a maximum amount of \$20,000 for out-of-pocket expenses not covered by insurance or other collateral sources. Victim Compensation is the "payor of last resort;" therefore, programs require that victims apply for other sources of payment prior to receiving Victim Compensation funds.

Some programs are not able to provide crime victim compensation funds up to the \$20,000 statutory limit. This is due to the number of claims received by the program, as well as and the amount of revenue collected in the judicial district. Additional information can be obtained by contacting the administrators in the individual judicial districts.

COMPENSABLE LOSSES

Those eligible for victim compensation funds in the state of Colorado include any person victimized by violent crime in the state of Colorado, Colorado residents who are victimized in a state or country that does not have a victim compensation program, or residents who are victims of terrorism.

Compensable crimes include:

- Assault
- Child Abuse
- Robbery
- Arson
- Homicide
- DWI/DUI
- Terrorism
- Other violent crimes including some vehicular crimes
- Sexual Assault
- Stalking
- Kidnapping

Victims may receive up to \$20,000 for out-of-pocket expenses not covered by insurance or other collateral sources; and/or, depending on the individual program, up to \$1,000 for emergency awards. Losses which are directly related to the compensable crime are eligible for reimbursement, and may include:

- Medical and dental expenses;
- Mental health expenses;
- Economic support (lost wages; loss of support to dependents);
- Funeral/burial expenses;
- Repair or replacement of doors, locks and/or windows of residential property.

Additionally, applicants must meet the following criteria:

- Be the victim of an eligible crime, which occurred on or after July 1, 1982, that resulted in an out-of-pocket financial loss;
- Reported the crime to law enforcement within 72 hours;
- Cooperated with law enforcement in the investigation and prosecution of the case;
- Filed for compensation within one year (within six months for eligible property crimes);
- Not have substantially contributed to their victimization.

FUNDING

The Victim Compensation Program in Colorado's 22 judicial districts receive funding from fines and surcharges collected at both the state and federal level. In 2007, the fee structure for state victim compensation funds collected pursuant to C.R.S. § 24-4.1-119 was revised by the passage of Senate Bill 07-55.

Effective July 1, 2007, state victim compensation funds are collected from offenders who are convicted of, or receive a deferred sentence for, crimes and/or traffic offenses classified as follows:

Felony	\$163.00
Misdemeanor	\$ 78.00
Class 1 Misdemeanor Traffic Offenses	\$ 46.00
Class 2 Misdemeanor Traffic Offenses	\$ 33.00
Class A or class B traffic infraction – as delineated in C.R.S. § 24-4.1-119 (f)(I) and C.R.S. § 42-4-1701 (4).	

Federal victim compensation funds are collected from federal criminal fines and penalties and awarded to the states by the U.S. Department of Justice, Office for Victims of Crime. States may apply for federal funds each year. The award amounts equal 60 percent of the total amount of funds paid to victims from state victim compensation funds in the previous federal fiscal year. The Division of Criminal Justice administers these federal funds by subgranting them to individual judicial districts based on need and spending patterns.

RESTITUTION

Upon sentencing, the court may order the defendant to pay restitution to the victim. Restitution is based on monetary losses suffered by the victim as a result of the crime.

Since a case must reach a final disposition for the court to order restitution, victims may not be awarded restitution for a year or more. Victim Compensation Programs are usually able to make an award to a crime victim within 45 days of receiving a completed application, helping victims meet their initial needs.

The Court may order an offender to repay the Victim Compensation fund for expenses paid to a victim or service provider, on behalf of the victim, from the Victim Compensation fund. In effect, the offender is reimbursing the fund for some or all of the dollars awarded to the victim. This holds the offender accountable for his/her criminal actions.

OTHER SOURCES OF REVENUE

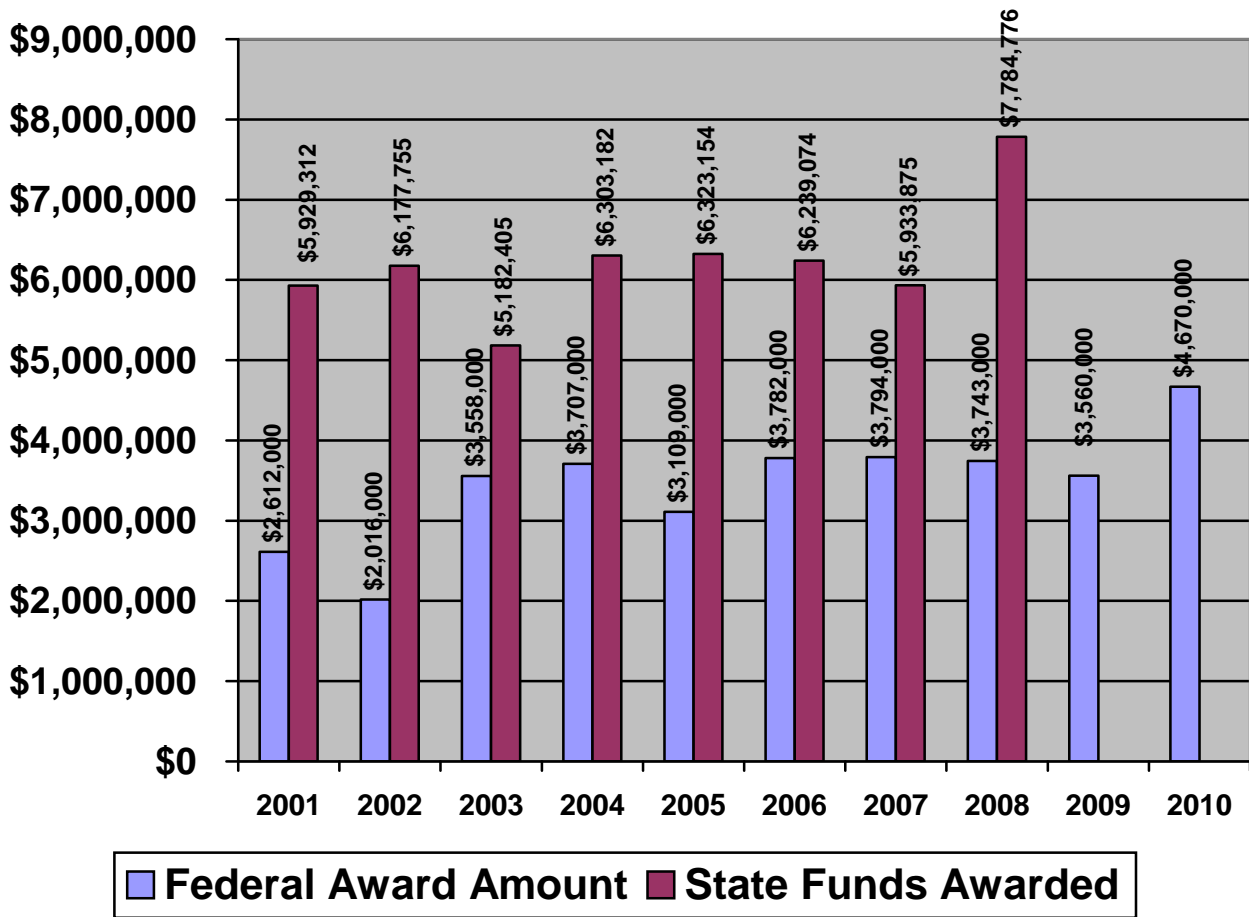
Each year judicial districts receive additional revenue to their victim compensation fund in the form of interest earned on the state dollars collected, refunds from collateral sources and donations to the fund. Additionally, some districts receive a portion of restitution payments made by defendants and not claimed by the intended recipient (unclaimed restitution).

**STATE REVENUE BY JUDICIAL DISTRICT
OCTOBER 1, 2007 TO SEPTEMBER 30, 2008**

J.D.	Fines (1)	Interest (5)	Eligible DA Admin Fund* (2)	Eligible Court Admin Fund* (3)	Revenue After Deductions (4)	Restitution (6)	Unclaimed Restitution & Donations (7)	Refunds (8)	Amount to Program (9)
Formula			(1+5)x10%	(1+5)x2.5%	(1+5)-(2+3)				4+6+7+8
1st	\$1,006,211.65	\$11,947.11	\$101,815.88	\$25,453.97	\$890,888.92	\$167,050.06	\$60,067.93	\$6,778.70	\$1,124,785.61
2nd	\$991,185.73	\$234.29	\$99,142.00	\$24,785.50	\$867,492.52	\$208,522.80	\$83,377.49	\$53,933.33	\$1,213,326.14
3rd	\$69,973.35	\$926.83	\$7,090.02	\$1,772.50	\$62,037.66	\$15,618.38	\$0.00	\$0.00	\$77,656.04
4th	\$959,457.74	\$10,572.00	\$97,002.97	\$24,250.74	\$848,776.02	\$146,497.89	\$259,125.84	\$90,939.22	\$1,345,338.97
5th	\$263,539.54	\$1,736.64	\$26,527.62	\$6,631.90	\$232,116.66	\$30,318.86	\$100.00	\$4,234.36	\$266,769.88
6th	\$157,134.46	\$513.97	\$15,764.84	\$3,941.21	\$137,942.38	\$27,253.09	\$2,216.52	\$5,560.30	\$172,972.29
7th	\$200,658.86	\$1,460.14	\$20,211.90	\$5,052.98	\$176,854.13	\$28,144.88	\$0.00	\$4,956.85	\$209,955.86
8th	\$569,605.51	\$8,623.46	\$57,822.90	\$14,455.72	\$505,950.35	\$171,645.05	\$200.00	\$8,686.08	\$686,481.48
9th	\$205,080.60	\$2,476.03	\$20,755.66	\$5,188.92	\$181,612.05	\$37,423.32	\$0.00	\$10,876.65	\$229,912.02
10th	\$283,042.35	\$1,596.17	\$28,463.85	\$7,115.96	\$249,058.71	\$38,651.49	\$3,310.56	\$19,051.69	\$310,072.45
11th	\$194,921.76	\$0.00	\$19,492.18	\$4,873.04	\$170,556.54	\$0.00	\$60,580.91	\$681.77	\$231,819.22
12th	\$152,619.70	\$1,570.05	\$15,418.98	\$3,854.74	\$134,916.03	\$0.00	\$0.00	\$12,909.16	\$147,825.19
13th	\$210,350.74	\$2,884.08	\$21,323.48	\$5,330.87	\$186,580.47	\$59,403.41	\$0.00	\$2,322.43	\$248,306.31
14th	\$150,770.33	\$3,309.09	\$15,407.94	\$3,851.99	\$134,819.49	\$48,152.92	\$6,746.52	\$0.00	\$189,718.93
15th	\$94,430.74	\$4,642.03	\$9,907.28	\$2,476.82	\$86,688.67	\$14,188.89	\$0.00	\$1,174.41	\$102,051.97
16th	\$63,978.00	\$290.64	\$6,426.86	\$1,606.72	\$56,235.06	\$8,677.98	\$0.00	\$4,319.99	\$69,233.03
17th	\$957,644.26	\$1,102.05	\$95,874.63	\$23,968.66	\$838,903.02	\$135,472.24	\$0.00	\$80,882.10	\$1,055,257.36
18th	\$1,050,079.20	\$9,035.42	\$105,911.46	\$26,477.87	\$926,725.29	\$262,329.30	\$61,419.11	\$23,548.86	\$1,274,022.56
19th	\$720,656.39	\$15,889.36	\$73,654.58	\$18,413.64	\$644,477.53	\$61,464.64	\$0.00	\$23,392.01	\$729,334.18
20th	\$474,797.96	\$61.36	\$47,485.93	\$11,871.48	\$415,501.91	\$95,083.61	\$0.00	\$204.53	\$510,790.05
21st	\$371,960.20	\$1,002.22	\$37,296.24	\$9,324.06	\$326,342.12	\$96,749.11	\$0.00	\$10,836.05	\$433,927.28
22nd	\$66,175.13	\$200.04	\$6,637.52	\$1,659.38	\$58,078.27	\$22,470.69	\$0.00	\$110.75	\$80,659.71
TOTAL	\$9,214,274.20	\$80,072.98	\$929,434.72	\$232,358.68	\$8,132,553.78	\$1,675,118.61	\$537,144.88	\$365,399.24	\$10,710,216.51

*This figure represents the administrative funds available pursuant to statute, and not the actual administrative costs for the program.

HISTORY OF FEDERAL AND STATE VICTIM COMPENSATION FUNDS FOR THE STATE OF COLORADO



	STATE FUNDS AWARDED	FEDERAL AWARD AMOUNT
2001	\$5,929,312	\$2,612,000
2002	\$6,177,755	\$2,016,000
2003	\$5,182,405	\$3,558,000
2004	\$6,303,182	\$3,707,000
2005	\$6,323,154	\$3,109,000
2006	\$6,239,074	\$3,782,000
2007	\$5,933,875	\$3,794,000
2008	\$7,784,776	\$3,743,000
2009		(EST.) \$3,560,000
2010		(EST.) \$4,670,000

FEDERAL FUNDS SUBGRANTED* TO JUDICIAL DISTRICTS
 OCTOBER 1, 2007 TO SEPTEMBER 30, 2008
 (FEDERAL FISCAL YEAR 2008)

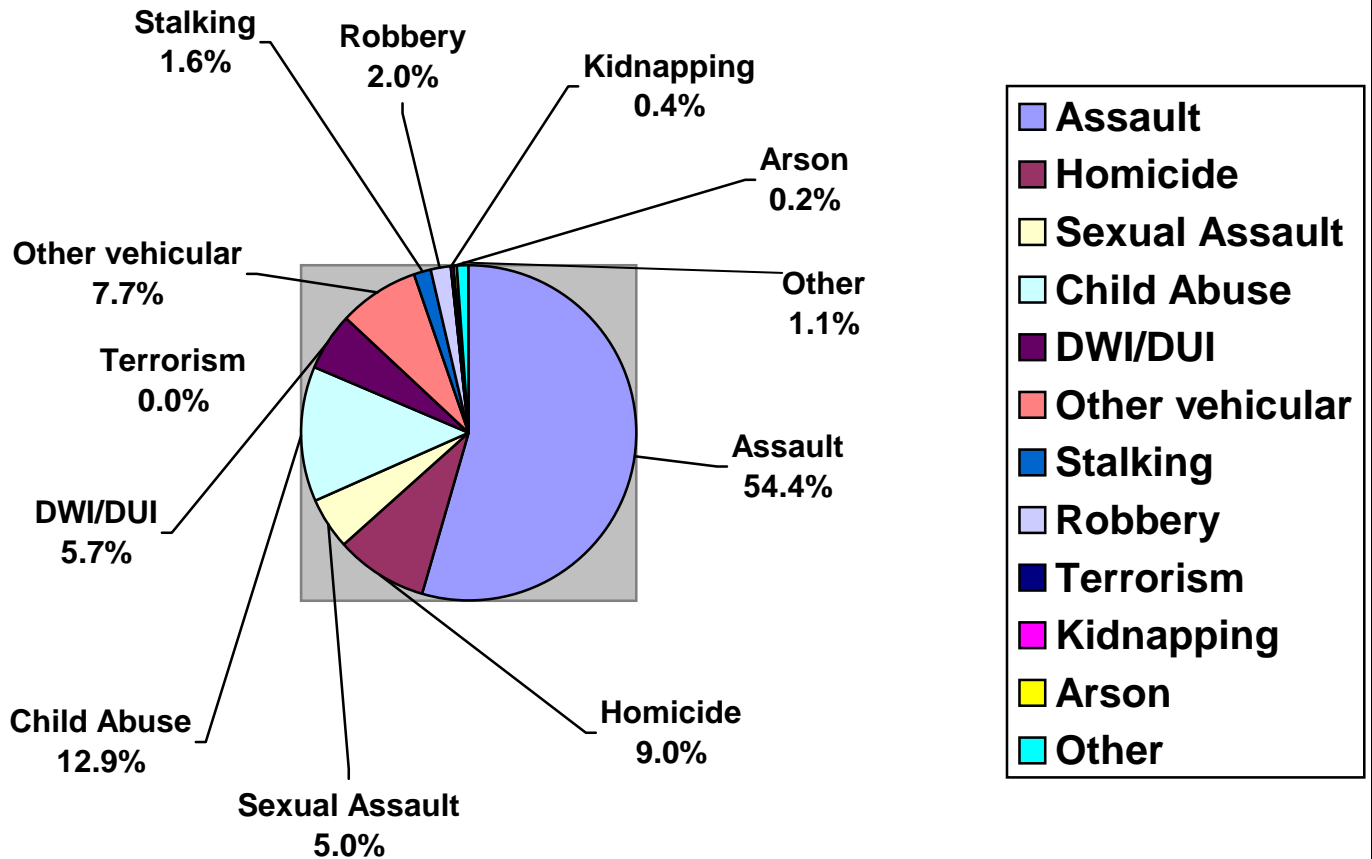
JD	Amount of federal dollars
1st	\$130,000
2nd	\$975,000
3rd	\$0
4th	\$300,000
5th	\$0
6th	\$60,000
7th	\$0
8th	\$150,000
9th	\$67,000
10th	\$35,000
11th	\$ 34,000
12th	\$0
13th	\$0
14th	\$0
15th	\$0
16th	\$0
17th	\$350,000
18th	\$200,000
19th	\$0
20th	\$100,000
21st	\$0
22nd	\$0

Each Judicial District that is eligible for federal victim compensation funds receives an award based upon an actuarial calculation. This calculation takes into consideration 1) a district's fund balance, and 2) weighted expenditure patterns over previous years. Some federal funds are also provided to local programs for emergencies and/or fund balance shortfalls in order to stabilize the victim compensation funds in that community, if necessary.

Not all districts need or apply for federal funds. As the table on this page indicates, eleven of the districts utilized federal supplemental funds.

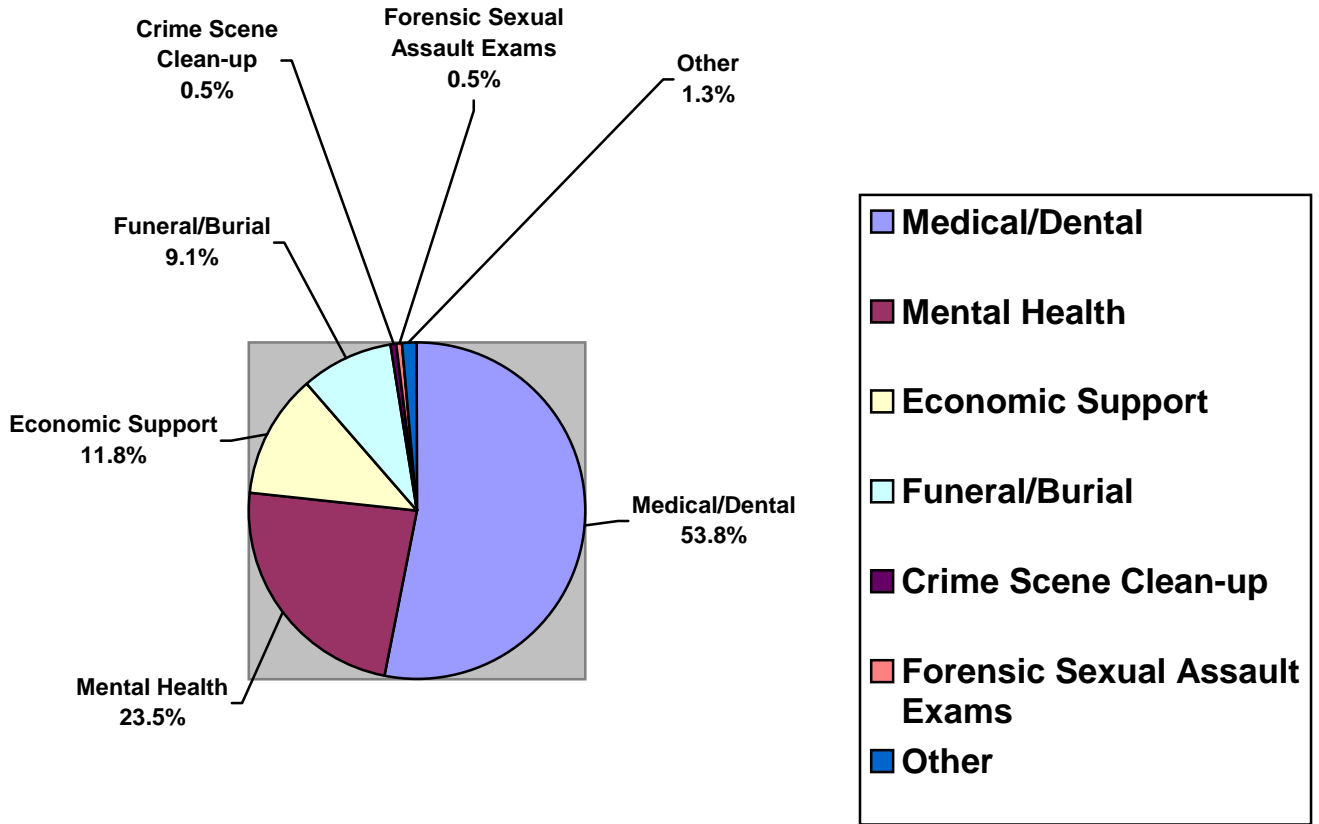
*The amount subgranted may not equal the dollars spent in the federal fiscal year, as monies may be carried over into the next fiscal year.

PERCENTAGE OF PAYMENTS BY CRIME CATEGORY – STATEWIDE TOTALS
OCTOBER 1, 2007 TO SEPTEMBER 30, 2008



TOTAL PAYMENTS BY CRIME CATEGORY	NUMBER OF CLAIMS	NUMBER OF D.V. CLAIMS (OF TOTAL CLAIMS)	TOTAL AWARD
ASSAULT	3,133	1,536	\$7,147,331.46
HOMICIDE	460	44	\$1,188,302.68
SEXUAL ASSAULT	605	46	\$661,654.46
CHILD ABUSE	1,760		\$1,696,400.27
DWI/DUI	182		\$745,482.26
OTHER VEHICULAR CRIMES	277		\$1,016,268.21
STALKING	174	104	\$214,247.22
ROBBERY	308	32	\$257,730.45
TERRORISM	0		\$0.00
KIDNAPPING	34	12	\$52,779.25
ARSON	15	4	\$23,617.78
OTHER	194	170	\$143,936.05
TOTAL	7,142	1,948	\$13,147,750.09

**PAYMENTS BY SERVICE TYPE – STATEWIDE TOTALS
OCTOBER 1, 2007 TO SEPTEMBER 30, 2008**



TOTAL DOLLARS PAID BY SERVICE TYPE	TOTAL AWARD
MEDICAL/DENTAL	\$6,991,647.99
MENTAL HEALTH	\$3,095,078.09
ECONOMIC SUPPORT	\$1,548,598.76
FUNERAL/BURIAL	\$1,199,873.64
CRIME SCENE CLEAN-UP	\$64,902.79
FORENSIC SEXUAL ASSAULT EXAMS	\$70,904.81
OTHER	\$176,744.01
TOTAL	\$13,147,750.09

VICTIM COMPENSATION PROGRAM INFORMATION

The Victim Compensation Program for each judicial district is located at the District Attorney's Office. To obtain information about filing an application, a victim of a crime should contact the victim compensation administrator in the district where the crime occurred.

Questions may also be directed to: The Division of Criminal Justice, 700 Kipling Street, Suite 1000, Denver, CO 80215; 303-239-4493 or toll free within Colorado at 1-888-282-1080.

1ST JUDICIAL DISTRICT GILPIN AND JEFFERSON COUNTIES

CONTACT INFORMATION: Ms. AMY GREER
OFFICE OF THE DISTRICT ATTORNEY
500 JEFFERSON COUNTY PARKWAY
GOLDEN, CO 80401-6020
(303) 271-6846

TOTAL NUMBER OF NEW CLAIMS RECEIVED DURING THE REPORTING PERIOD – 1,557

NUMBER OF CLAIMS PAID/FUNDS EXPENDED

Type of Crime	Number of Claims Paid	Number of Domestic Violence Related Claims	Funds Expended
Assault	336	210	\$646,266.55
Homicide	32	0	\$37,379.71
Sexual Assault	56	11	\$83,800.64
Child Abuse	345		\$408,915.05
DWI/DUI	18		\$39,629.77
Other Vehicular Crime	21		\$80,213.95
Stalking	83	74	\$83,935.06
Robbery	81	3	\$39,421.40
Terrorism	0		\$0.00
Kidnapping	6	3	\$5,682.48
Arson	2	1	\$1,413.40
Other	28	27	\$31,724.75
Total	1,008	329	\$1,458,382.76
Type of Service			Funds Expended
Medical/Dental			\$456,366.69
Mental Health			\$692,678.36
Economic Support			\$187,037.61
Funeral/Burial			\$60,779.87
Crime Scene Clean-up			\$37,724.99
Forensic Sexual Assault Exams			\$0.00
Other			\$23,795.24
Total			\$1,458,382.76

2ND JUDICIAL DISTRICT DENVER COUNTY

CONTACT INFORMATION: Ms. LINDA FERRY
OFFICE OF THE DISTRICT ATTORNEY
201 W. COLFAX, DEPT. 801
DENVER, CO 80202
(720) 913-9253

TOTAL NUMBER OF NEW CLAIMS RECEIVED DURING THE REPORTING PERIOD – 850

NUMBER OF CLAIMS PAID/FUNDS EXPENDED

Type of Crime	Number of Claims Paid	Number of Domestic Violence Related Claims	Funds Expended
Assault	525	145	\$1,398,503.95
Homicide	83	15	\$280,082.44
Sexual Assault	97	5	\$130,280.81
Child Abuse	103		\$90,032.01
DWI/DUI	40		\$138,532.06
Other Vehicular Crime	16		\$69,692.74
Stalking	28	5	\$85,195.23
Robbery	41	1	\$33,467.63
Terrorism	0		\$0.00
Kidnapping	4	0	\$3,232.58
Arson	0	0	\$0.00
Other	2	1	\$424.00
Total	939	172	\$2,229,443.45
Type of Service			Funds Expended
Medical/Dental			\$1,421,175.67
Mental Health			\$262,749.77
Economic Support			\$306,063.36
Funeral/Burial			\$221,502.65
Crime Scene Clean-up			\$1,325.00
Forensic Sexual Assault Exams			\$0.00
Other			\$16,627.00
Total			\$2,229,443.45

3RD JUDICIAL DISTRICT HUERFANO AND LAS ANIMAS COUNTIES

CONTACT INFORMATION: Ms. SHARON WARREN
OFFICE OF THE DISTRICT ATTORNEY
200 E. 1ST STREET, #302
TRINIDAD, CO 81082
(719) 846-9224

TOTAL NUMBER OF NEW CLAIMS RECEIVED DURING THE REPORTING PERIOD – 35

NUMBER OF CLAIMS PAID/FUNDS EXPENDED

Type of Crime	Number of Claims Paid	Number of Domestic Violence Related Claims	Funds Expended
Assault	14	3	\$36,353.31
Homicide	3	0	\$8,730.09
Sexual Assault	0	0	\$0.00
Child Abuse	3		\$220.00
DWI/DUI	0		\$0.00
Other Vehicular Crime	2		\$7,527.00
Stalking	1	0	\$300.00
Robbery	1	0	\$303.30
Terrorism	0		\$0.00
Kidnapping	0	0	\$0.00
Arson	0	0	\$0.00
Other	0	0	\$0.00
Total	24	3	\$53,433.70
Type of Service			Funds Expended
Medical/Dental			\$38,857.02
Mental Health			\$1,666.18
Economic Support			\$2,080.20
Funeral/Burial			\$10,527.00
Crime Scene Clean-up			\$0.00
Forensic Sexual Assault Exams			\$0.00
Other			\$303.30
Total			\$53,433.70

4TH JUDICIAL DISTRICT EL PASO AND TELLER COUNTIES

CONTACT INFORMATION: Ms. KELLY KISSELL
OFFICE OF THE DISTRICT ATTORNEY
105 EAST VERMIJO, SUITE 111
COLORADO SPRINGS, CO 80903
(719) 520-6211

TOTAL NUMBER OF NEW CLAIMS RECEIVED DURING THE REPORTING PERIOD – 940

NUMBER OF CLAIMS PAID/FUNDS EXPENDED

Type of Crime	Number of Claims Paid	Number of Domestic Violence Related Claims	Funds Expended
Assault	352	155	\$964,462.83
Homicide	125	9	\$240,098.71
Sexual Assault	62	4	\$77,848.37
Child Abuse	141		\$87,647.66
DWI/DUI	25		\$134,278.60
Other Vehicular Crime	43		\$115,652.98
Stalking	5	0	\$4,663.98
Robbery	41	0	\$71,732.74
Terrorism	0		\$0.00
Kidnapping	6	0	\$11,854.59
Arson	4	0	\$3,769.27
Other	3	0	\$2,049.42
Total	807	168	\$1,714,059.15
Type of Service			Funds Expended
Medical/Dental			\$1,067,698.17
Mental Health			\$217,948.82
Economic Support			\$254,853.22
Funeral/Burial			\$151,926.18
Crime Scene Clean-up			\$2,729.06
Forensic Sexual Assault Exams			\$0.00
Other			\$18,903.70
Total			\$1,714,059.15

5TH JUDICIAL DISTRICT
CLEAR CREEK, EAGLE, LAKE AND SUMMIT COUNTIES

CONTACT INFORMATION: Ms. KRISTA WHITTLE
OFFICE OF THE DISTRICT ATTORNEY
P.O. Box 2000
GEORGETOWN, CO 80444
(303) 569-2567 EXT. 3

TOTAL NUMBER OF NEW CLAIMS RECEIVED DURING THE REPORTING PERIOD – 65

NUMBER OF CLAIMS PAID/FUNDS EXPENDED

Type of Crime	Number of Claims Paid	Number of Domestic Violence Related Claims	Funds Expended
Assault	66	43	\$182,193.62
Homicide	2	0	\$1,012.50
Sexual Assault	11	0	\$8,453.00
Child Abuse	22		\$22,754.42
DWI/DUI	1		\$1,000.00
Other Vehicular Crime	5		\$22,416.27
Stalking	0	0	\$0.00
Robbery	1	0	\$3,666.67
Terrorism	0		\$0.00
Kidnapping	0	0	\$0.00
Arson	0	0	\$0.00
Other	0	0	\$0.00
Total	108	43	\$241,496.48
Type of Service			Funds Expended
Medical/Dental			\$142,783.03
Mental Health			\$44,302.54
Economic Support			\$38,194.51
Funeral/Burial			\$14,427.77
Crime Scene Clean-up			\$0.00
Forensic Sexual Assault Exams			\$0.00
Other			\$1,788.63
Total			\$241,496.48

6TH JUDICIAL DISTRICT ARCHULETA, LA PLATA AND SAN JUAN COUNTIES

CONTACT INFORMATION: Ms. JANE FOY
OFFICE OF THE DISTRICT ATTORNEY
P.O. DRAWER 3455
DURANGO, CO 81302
(970) 247-8850

TOTAL NUMBER OF NEW CLAIMS RECEIVED DURING THE REPORTING PERIOD – 89

NUMBER OF CLAIMS PAID/FUNDS EXPENDED

Type of Crime	Number of Claims Paid	Number of Domestic Violence Related Claims	Funds Expended
Assault	92	70	\$152,673.73
Homicide	5	2	\$21,909.90
Sexual Assault	6	1	\$4,402.40
Child Abuse	29		\$20,018.06
DWI/DUI	3		\$19,867.35
Other Vehicular Crime	13		\$41,004.94
Stalking	0	0	\$0.00
Robbery	3	0	\$250.00
Terrorism	0		\$0.00
Kidnapping	0	0	\$0.00
Arson	0	0	\$0.00
Other	1	0	\$3,175.32
Total	152	73	\$263,301.70
Type of Service			Funds Expended
Medical/Dental			\$155,138.22
Mental Health			\$75,347.31
Economic Support			\$15,501.76
Funeral/Burial			\$16,133.91
Crime Scene Clean-up			\$0.00
Forensic Sexual Assault Exams			\$0.00
Other			\$1,180.50
Total			\$263,301.70

7TH JUDICIAL DISTRICT
DELTA, GUNNISON, HINSDALE, MONTROSE, OURAY AND SAN
MIGUEL COUNTIES

CONTACT INFORMATION: Ms. ELEASHA CERVANTES
OFFICE OF THE DISTRICT ATTORNEY
MONTROSE COUNTY JUSTICE CENTER
1200 N. GRAND AVE., #D
MONTROSE, CO 81401
(970) 252-4266

TOTAL NUMBER OF NEW CLAIMS RECEIVED DURING THE REPORTING PERIOD – 151

NUMBER OF CLAIMS PAID/FUNDS EXPENDED

Type of Crime	Number of Claims Paid	Number of Domestic Violence Related Claims	Funds Expended
Assault	43	20	\$120,399.07
Homicide	2	0	\$8,426.90
Sexual Assault	11	1	\$4,784.16
Child Abuse	4		\$8,706.58
DWI/DUI	8		\$29,107.90
Other Vehicular Crime	6		\$12,823.82
Stalking	0	0	\$0.00
Robbery	0	0	\$0.00
Terrorism	0		\$0.00
Kidnapping	0	0	\$0.00
Arson	0	0	\$0.00
Other	6	6	\$4,272.79
Total	80	27	\$188,521.22
Type of Service			Funds Expended
Medical/Dental			\$55,157.08
Mental Health			\$13,520.10
Economic Support			\$11,639.23
Funeral/Burial			\$37,600.00
Crime Scene Clean-up			\$0.00
Forensic Sexual Assault Exams			\$70,604.81
Other			\$0.00
Total			\$188,521.22

8TH JUDICIAL DISTRICT JACKSON AND LARIMER COUNTIES

CONTACT INFORMATION: Ms. AMANDA BRUMMER
OFFICE OF THE DISTRICT ATTORNEY
201 LA PORTE AVE., SUITE 200
FORT COLLINS, CO 80521-2763
(970) 498-7200

TOTAL NUMBER OF NEW CLAIMS RECEIVED DURING THE REPORTING PERIOD – 562

NUMBER OF CLAIMS PAID/FUNDS EXPENDED

Type of Crime	Number of Claims Paid	Number of Domestic Violence Related Claims	Funds Expended
Assault	151	67	\$261,040.25
Homicide	12	3	\$36,132.59
Sexual Assault	43	2	\$48,885.50
Child Abuse	228		\$243,780.51
DWI/DUI	3		\$12,563.79
Other Vehicular Crime	17		\$55,735.84
Stalking	5	4	\$2,840.93
Robbery	4	3	\$4,161.59
Terrorism	0		\$0.00
Kidnapping	3	3	\$6,525.00
Arson	2	0	\$2,017.80
Other	29	22	\$22,164.78
Total	497	104	\$695,848.58
Type of Service			Funds Expended
Medical/Dental			\$214,585.65
Mental Health			\$319,120.48
Economic Support			\$65,358.71
Funeral/Burial			\$58,901.82
Crime Scene Clean-up			\$2,200.00
Forensic Sexual Assault Exams			\$0.00
Other			\$35,681.92
Total			\$695,848.58

**9TH JUDICIAL DISTRICT
GARFIELD, PITKIN AND RIO BLANCO COUNTIES**

CONTACT INFORMATION: Ms. LIZ COOK
OFFICE OF THE DISTRICT ATTORNEY
109 8TH STREET, SUITE 308
GLENWOOD SPRINGS, CO 81601
(970) 384-3517

TOTAL NUMBER OF NEW CLAIMS RECEIVED DURING THE REPORTING PERIOD – 184

NUMBER OF CLAIMS PAID/FUNDS EXPENDED

Type of Crime	Number of Claims Paid	Number of Domestic Violence Related Claims	Funds Expended
Assault	66	44	\$120,166.74
Homicide	0	0	\$0.00
Sexual Assault	12	3	\$13,752.86
Child Abuse	28		\$17,846.00
DWI/DUI	2		\$2,621.10
Other Vehicular Crime	17		\$85,118.79
Stalking	5	4	\$5,731.97
Robbery	0	0	\$0.00
Terrorism	0		\$0.00
Kidnapping	0	0	\$0.00
Arson	0	0	\$0.00
Other	50	49	\$24,294.85
Total	180	100	\$269,532.31
Type of Service			Funds Expended
Medical/Dental			\$97,149.98
Mental Health			\$58,810.00
Economic Support			\$70,531.87
Funeral/Burial			\$41,655.82
Crime Scene Clean-up			\$0.00
Forensic Sexual Assault Exams			\$300.00
Other			\$1,084.64
Total			\$269,532.31

10TH JUDICIAL DISTRICT PUEBLO COUNTY

CONTACT INFORMATION: Ms. FLORENCE HUNT
OFFICE OF THE DISTRICT ATTORNEY
701 COURT STREET
PUEBLO, CO 81003
(719) 583-6092

TOTAL NUMBER OF NEW CLAIMS RECEIVED DURING THE REPORTING PERIOD – 143

NUMBER OF CLAIMS PAID/FUNDS EXPENDED

Type of Crime	Number of Claims Paid	Number of Domestic Violence Related Claims	Funds Expended
Assault	89	19	\$266,031.39
Homicide	10	1	\$66,258.78
Sexual Assault	4	1	\$5,471.55
Child Abuse	8		\$6,252.68
DWI/DUI	8		\$12,050.95
Other Vehicular Crime	9		\$32,134.42
Stalking	0	0	\$0.00
Robbery	13	0	\$4,866.22
Terrorism	0		\$0.00
Kidnapping	0	0	\$0.00
Arson	0	0	\$0.00
Other	1	1	\$684.51
Total	142	22	\$393,750.50
Type of Service			Funds Expended
Medical/Dental			\$264,688.98
Mental Health			\$20,158.24
Economic Support			\$20,080.89
Funeral/Burial			\$77,611.71
Crime Scene Clean-up			\$7,014.68
Forensic Sexual Assault Exams			\$0.00
Other			\$4,196.00
Total			\$393,750.50

11TH JUDICIAL DISTRICT

CHAFFEE, CUSTER, FREMONT AND PARK COUNTIES

CONTACT INFORMATION: Ms. BARBARA TOPLISS
 OFFICE OF THE DISTRICT ATTORNEY
 136 JUSTICE CENTER ROAD, ROOM 203
 CANON CITY, CO 81212
 (719) 269-0170

TOTAL NUMBER OF NEW CLAIMS RECEIVED DURING THE REPORTING PERIOD – 166

NUMBER OF CLAIMS PAID/FUNDS EXPENDED

Type of Crime	Number of Claims Paid	Number of Domestic Violence Related Claims	Funds Expended
Assault	108	91	\$64,553.47
Homicide	9	1	\$2,583.65
Sexual Assault	4	0	\$2,336.82
Child Abuse	18		\$17,483.00
DWI/DUI	5		\$10,838.49
Other Vehicular Crime	6		\$12,366.42
Stalking	3	1	\$2,062.70
Robbery	0	0	\$0.00
Terrorism	0		\$0.00
Kidnapping	1	0	\$5,198.00
Arson	0	0	\$0.00
Other	0	0	\$0.00
Total	154	93	\$117,422.55
Type of Service			Funds Expended
Medical/Dental			\$25,212.48
Mental Health			\$35,426.84
Economic Support			\$42,620.98
Funeral/Burial			\$7,192.71
Crime Scene Clean-up			\$0.00
Forensic Sexual Assault Exams			\$0.00
Other			\$6,969.54
Total			\$117,422.55

**12TH JUDICIAL DISTRICT
ALAMOSA, CONEJOS, COSTILLA, MINERAL, RIO GRANDE AND
SAGUACHE COUNTIES**

CONTACT INFORMATION: Ms. TAMMY ROGERS
OFFICE OF THE DISTRICT ATTORNEY
426 SAN JUAN AVE.
ALAMOSA, CO 81101
(719) 589-3691

TOTAL NUMBER OF NEW CLAIMS RECEIVED DURING THE REPORTING PERIOD – 46

NUMBER OF CLAIMS PAID/FUNDS EXPENDED

Type of Crime	Number of Claims Paid	Number of Domestic Violence Related Claims	Funds Expended
Assault	28	6	\$80,370.81
Homicide	4	0	\$7,865.91
Sexual Assault	1	0	\$450.00
Child Abuse	1		\$550.00
DWI/DUI	2		\$12,785.68
Other Vehicular Crime	4		\$18,495.80
Stalking	0	0	\$0.00
Robbery	0	0	\$0.00
Terrorism	0		\$0.00
Kidnapping	0	0	\$0.00
Arson	0	0	\$0.00
Other	0	0	\$0.00
Total	40	6	\$120,518.20
Type of Service			Funds Expended
Medical/Dental			\$102,023.42
Mental Health			\$1,690.00
Economic Support			\$4,086.43
Funeral/Burial			\$12,218.35
Crime Scene Clean-up			\$0.00
Forensic Sexual Assault Exams			\$0.00
Other			\$500.00
Total			\$120,518.20

13TH JUDICIAL DISTRICT
KIT CARSON, LOGAN, MORGAN, PHILLIPS, SEDGWICK,
WASHINGTON AND YUMA COUNTIES

CONTACT INFORMATION: Ms. KARLA WHITMORE
 OFFICE OF THE DISTRICT ATTORNEY
 336 14TH STREET
 BURLINGTON, CO 80807
 (719) 346-5247 x 14

TOTAL NUMBER OF NEW CLAIMS RECEIVED DURING THE REPORTING PERIOD – 166

NUMBER OF CLAIMS PAID/FUNDS EXPENDED

Type of Crime	Number of Claims Paid	Number of Domestic Violence Related Claims	Funds Expended
Assault	58	35	\$72,948.94
Homicide	2	1	\$3,355.29
Sexual Assault	10	3	\$5,284.76
Child Abuse	39		\$44,292.35
DWI/DUI	6		\$76,383.31
Other Vehicular Crime	2		\$2,480.00
Stalking	8	5	\$4,323.08
Robbery	6	0	\$1,532.62
Terrorism	0		\$0.00
Kidnapping	0	0	\$0.00
Arson	0	0	\$0.00
Other	11	10	\$6,063.39
Total	142	54	\$216,663.74
Type of Service			Funds Expended
Medical/Dental			\$93,316.25
Mental Health			\$34,986.29
Economic Support			\$67,136.14
Funeral/Burial			\$18,450.89
Crime Scene Clean-up			\$0.00
Forensic Sexual Assault Exams			\$0.00
Other			\$2,774.17
Total			\$216,663.74

14TH JUDICIAL DISTRICT GRAND, MOFFAT AND ROUTT COUNTIES

CONTACT INFORMATION: Ms. DONNA ZULIAN
OFFICE OF THE DISTRICT ATTORNEY
P.O. Box 770129
STEAMBOAT SPRINGS, CO 80477
(970) 824-7041

TOTAL NUMBER OF NEW CLAIMS RECEIVED DURING THE REPORTING PERIOD – 67

NUMBER OF CLAIMS PAID/FUNDS EXPENDED

Type of Crime	Number of Claims Paid	Number of Domestic Violence Related Claims	Funds Expended
Assault	49	22	\$64,469.04
Homicide	4	2	\$8,790.85
Sexual Assault	6	0	\$989.00
Child Abuse	9		\$2,690.00
DWI/DUI	3		\$1,741.26
Other Vehicular Crime	2		\$7,179.30
Stalking	0	0	\$0.00
Robbery	0	0	\$0.00
Terrorism	0		\$0.00
Kidnapping	0	0	\$0.00
Arson	0	0	\$0.00
Other	6	6	\$3,156.05
Total	79	30	\$89,015.50
Type of Service			Funds Expended
Medical/Dental			\$42,699.77
Mental Health			\$13,549.50
Economic Support			\$20,980.15
Funeral/Burial			\$11,679.30
Crime Scene Clean-up			\$0.00
Forensic Sexual Assault Exams			\$0.00
Other			\$106.78
Total			\$89,015.50

15TH JUDICIAL DISTRICT BACA, CHEYENNE, KIOWA AND PROWERS COUNTIES

CONTACT INFORMATION: Ms. TAMMY WILLIAMS
OFFICE OF THE DISTRICT ATTORNEY
110 OAK STREET
LAMAR, CO 81052
(719) 336-7446

TOTAL NUMBER OF NEW CLAIMS RECEIVED DURING THE REPORTING PERIOD – 13

NUMBER OF CLAIMS PAID/FUNDS EXPENDED

Type of Crime	Number of Claims Paid	Number of Domestic Violence Related Claims	Funds Expended
Assault	11	6	\$27,784.10
Homicide	1	0	\$2,605.66
Sexual Assault	1	1	\$2,443.00
Child Abuse	1		\$3,579.41
DWI/DUI	0		\$0.00
Other Vehicular Crime	4		\$25,193.61
Stalking	0	0	\$0.00
Robbery	0	0	\$0.00
Terrorism	0		\$0.00
Kidnapping	0	0	\$0.00
Arson	0	0	\$0.00
Other	0	0	\$0.00
Total	18	7	\$61,605.78
Type of Service			Funds Expended
Medical/Dental			\$48,101.91
Mental Health			\$2,670.84
Economic Support			\$1,707.20
Funeral/Burial			\$7,601.66
Crime Scene Clean-up			\$0.00
Forensic Sexual Assault Exams			\$0.00
Other			\$1,524.17
Total			\$61,605.78

16TH JUDICIAL DISTRICT BENT, CROWLEY AND OTERO COUNTIES

CONTACT INFORMATION: Ms. KAREN GATES
OFFICE OF THE DISTRICT ATTORNEY
P.O. BOX 980
LA JUNTA, CO 81050
(719) 384-8786

TOTAL NUMBER OF NEW CLAIMS RECEIVED DURING THE REPORTING PERIOD – 42

NUMBER OF CLAIMS PAID/FUNDS EXPENDED

Type of Crime	Number of Claims Paid	Number of Domestic Violence Related Claims	Funds Expended
Assault	24	13	\$24,920.17
Homicide	3	1	\$1,995.00
Sexual Assault	1	0	\$143.54
Child Abuse	10		\$9,967.90
DWI/DUI	0		\$0.00
Other Vehicular Crime	3		\$7,864.76
Stalking	0	0	\$0.00
Robbery	2	0	\$249.10
Terrorism	0		\$0.00
Kidnapping	1	1	\$75.00
Arson	0	0	\$0.00
Other	8	6	\$9,410.25
Total	52	21	\$54,625.72
Type of Service			Funds Expended
Medical/Dental			\$18,446.03
Mental Health			\$10,287.50
Economic Support			\$8,295.56
Funeral/Burial			\$6,724.00
Crime Scene Clean-up			\$0.00
Forensic Sexual Assault Exams			\$0.00
Other			\$10,872.63
Total			\$54,625.72

17TH JUDICIAL DISTRICT ADAMS AND BROOMFIELD COUNTIES

CONTACT INFORMATION: Ms. JOHNNNA ALIG
OFFICE OF THE DISTRICT ATTORNEY
1100 JUDICIAL CENTER DRIVE, STE. 100
BRIGHTON, CO 80601
(303) 835-5614

TOTAL NUMBER OF NEW CLAIMS RECEIVED DURING THE REPORTING PERIOD – 1,375

NUMBER OF CLAIMS PAID/FUNDS EXPENDED

Type of Crime	Number of Claims Paid	Number of Domestic Violence Related Claims	Funds Expended
Assault	310	147	\$737,208.28
Homicide	63	5	\$151,615.56
Sexual Assault	115	1	\$99,943.19
Child Abuse	148		\$106,702.80
DWI/DUI	15		\$84,421.96
Other Vehicular Crime	33		\$134,573.55
Stalking	22	4	\$12,441.95
Robbery	83	16	\$69,924.21
Terrorism	0		\$0.00
Kidnapping	8	5	\$13,266.60
Arson	1	1	\$2,940.36
Other	17	14	\$9,363.28
Total	815	193	\$1,422,401.74
Type of Service			Funds Expended
Medical/Dental			\$859,886.49
Mental Health			\$317,245.70
Economic Support			\$69,699.92
Funeral/Burial			\$144,618.00
Crime Scene Clean-up			\$2,242.86
Forensic Sexual Assault Exams			\$0.00
Other			\$28,708.77
Total			\$1,422,401.74

18TH JUDICIAL DISTRICT

ARAPAHOE, DOUGLAS, ELBERT AND LINCOLN COUNTIES

CONTACT INFORMATION: Ms. WENDY BUTER
 OFFICE OF THE DISTRICT ATTORNEY
 7305 S. POTOMAC, ROOM 300
 ENGLEWOOD, CO 80112
 (720) 874-8607

TOTAL NUMBER OF NEW CLAIMS RECEIVED DURING THE REPORTING PERIOD – 1,080

NUMBER OF CLAIMS PAID/FUNDS EXPENDED

Type of Crime	Number of Claims Paid	Number of Domestic Violence Related Claims	Funds Expended
Assault	388	203	\$811,437.00
Homicide	54	0	\$157,536.00
Sexual Assault	113	3	\$115,884.00
Child Abuse	299		\$288,522.00
DWI/DUI	20		\$77,674.00
Other Vehicular Crime	35		\$132,918.00
Stalking	8	2	\$5,757.00
Robbery	13	3	\$10,548.00
Terrorism	0		\$0.00
Kidnapping	1	0	\$1,600.00
Arson	0	0	\$0.00
Other	0	0	\$0.00
Total	931	211	\$1,601,876.00
Type of Service			Funds Expended
Medical/Dental			\$715,738.00
Mental Health			\$486,611.00
Economic Support			\$191,107.00
Funeral/Burial			\$196,268.00
Crime Scene Clean-up			\$2,250.00
Forensic Sexual Assault Exams			\$0.00
Other			\$9,902.00
Total			\$1,601,876.00

19TH JUDICIAL DISTRICT WELD COUNTY

CONTACT INFORMATION: Ms. KAROL PATCH
OFFICE OF THE DISTRICT ATTORNEY
P.O. BOX 1167
GREELEY, CO 80632
(970) 356-4000 EXT. 4748

TOTAL NUMBER OF NEW CLAIMS RECEIVED DURING THE REPORTING PERIOD – 351

NUMBER OF CLAIMS PAID/FUNDS EXPENDED

Type of Crime	Number of Claims Paid	Number of Domestic Violence Related Claims	Funds Expended
Assault	112	56	\$371,998.15
Homicide	26	3	\$78,979.35
Sexual Assault	25	6	\$27,192.39
Child Abuse	75		\$91,818.46
DWI/DUI	9		\$66,861.25
Other Vehicular Crime	15		\$91,696.94
Stalking	0	0	\$0.00
Robbery	8	0	\$12,921.40
Terrorism	0		\$0.00
Kidnapping	0	0	\$0.00
Arson	4	0	\$10,776.95
Other	1	1	\$500.00
Total	275	66	\$752,744.89
Type of Service			Funds Expended
Medical/Dental			\$549,635.02
Mental Health			\$95,683.62
Economic Support			\$51,597.08
Funeral/Burial			\$45,945.86
Crime Scene Clean-up			\$9,416.20
Forensic Sexual Assault Exams			\$0.00
Other			\$467.11
Total			\$752,744.89

20TH JUDICIAL DISTRICT BOULDER COUNTY

CONTACT INFORMATION: Ms. JUDE ALLEN
OFFICE OF THE DISTRICT ATTORNEY
BOULDER COUNTY COURTS BLDG.
1035 KIMBARK STREET
LONGMONT, CO 80501
(303) 682-6801

TOTAL NUMBER OF NEW CLAIMS RECEIVED DURING THE REPORTING PERIOD – 367

NUMBER OF CLAIMS PAID/FUNDS EXPENDED

Type of Crime	Number of Claims Paid	Number of Domestic Violence Related Claims	Funds Expended
Assault	184	124	\$329,206.42
Homicide	10	0	\$28,762.73
Sexual Assault	19	1	\$23,276.43
Child Abuse	181		\$185,053.67
DWI/DUI	6		\$9,131.96
Other Vehicular Crime	5		\$8,396.82
Stalking	6	5	\$6,995.32
Robbery	11	6	\$4,685.57
Terrorism	0		\$0.00
Kidnapping	0	0	\$0.00
Arson	2	2	\$2,700.00
Other	25	24	\$22,710.00
Total	449	162	\$620,918.92
Type of Service			Funds Expended
Medical/Dental			\$243,739.42
Mental Health			\$301,463.74
Economic Support			\$51,963.55
Funeral/Burial			\$20,026.95
Crime Scene Clean-up			\$0.00
Forensic Sexual Assault Exams			\$0.00
Other			\$3,725.26
Total			\$620,918.92

21ST JUDICIAL DISTRICT MESA COUNTY

CONTACT INFORMATION: Ms. MARY SOMMERFELD
OFFICE OF THE DISTRICT ATTORNEY
P.O. Box 20,000-5031
GRAND JUNCTION, CO 81502
(970) 244-1730

TOTAL NUMBER OF NEW CLAIMS RECEIVED DURING THE REPORTING PERIOD – 235

NUMBER OF CLAIMS PAID/FUNDS EXPENDED

Type of Crime	Number of Claims Paid	Number of Domestic Violence Related Claims	Funds Expended
Assault	96	42	\$351,326.54
Homicide	4	1	\$28,234.60
Sexual Assault	3	0	\$5,044.64
Child Abuse	55		\$34,805.66
DWI/DUI	3		\$5,178.94
Other Vehicular Crime	14		\$40,002.74
Stalking	0	0	\$0.00
Robbery	0	0	\$0.00
Terrorism	0		\$0.00
Kidnapping	4	0	\$5,345.00
Arson	0	0	\$0.00
Other	0	0	\$0.00
Total	179	43	\$469,938.12
Type of Service			Funds Expended
Medical/Dental			\$330,698.05
Mental Health			\$66,700.21
Economic Support			\$40,229.42
Funeral/Burial			\$31,970.51
Crime Scene Clean-up			\$0.00
Forensic Sexual Assault Exams			\$0.00
Other			\$339.93
Total			\$469,938.12

22ND JUDICIAL DISTRICT DOLORES AND MONTEZUMA COUNTIES

CONTACT INFORMATION: Ms. KELLY CODNER
OFFICE OF THE DISTRICT ATTORNEY
P.O. BOX 936
CORTEZ, CO 81321
(970) 564-2755

TOTAL NUMBER OF NEW CLAIMS RECEIVED DURING THE REPORTING PERIOD – 103

NUMBER OF CLAIMS PAID/FUNDS EXPENDED

Type of Crime	Number of Claims Paid	Number of Domestic Violence Related Claims	Funds Expended
Assault	31	15	\$63,017.10
Homicide	6	0	\$15,946.46
Sexual Assault	5	3	\$987.40
Child Abuse	13		\$4,762.05
DWI/DUI	5		\$10,813.89
Other Vehicular Crime	5		\$12,779.52
Stalking	0	0	\$0.00
Robbery	0	0	\$0.00
Terrorism	0		\$0.00
Kidnapping	0	0	\$0.00
Arson	0	0	\$0.00
Other	6	3	\$3,942.66
Total	71	21	\$112,249.08
Type of Service			Funds Expended
Medical/Dental			\$48,550.66
Mental Health			\$22,461.05
Economic Support			\$27,833.97
Funeral/Burial			\$6,110.68
Crime Scene Clean-up			\$0.00
Forensic Sexual Assault Exams			\$0.00
Other			\$7,292.72
Total			\$112,249.08