

A Report of Officer Involved Shootings in Colorado: January 1, 2010 - June 30, 2020

Pursuant to Senate Bill 15-217

Prepared for the Judiciary Committees of the House and Senate

March 2021

Prepared by

Laurence Lucero
Keith Hodson

Stan Hilkey, Executive Director, Department of Public Safety
Joe Thome, Director, Division of Criminal Justice
Kim English, Research Director, Office of Research and Statistics



Acknowledgements

The Division of Criminal Justice, Office of Research and Statistics, is extremely grateful to the group of law enforcement representatives who, at the onset of this project, met with researchers to discuss the data elements required in Senate Bill 15-217 and assist in the development of the data collection instrument. Many thanks to Dave Holdren from the Mesa County Sheriff's Office, Paul Quimby and Carl Winterbower from the Grand Junction Police Department, David Rogers from the Boulder County Sheriff's Office, Chris Wyckoff and Stephanie Lord from the Denver Police Department, Bernadette Rankin from the Golden Police Department, and Kim Kinion from the Golden Police Department.

We also thank the law enforcement agencies that provided the data presented in this report.

Table of Contents

Acknowledgements..... 2

Executive Summary..... 4

Introduction and Methods..... 5

Findings 6

 Description of officers and citizens..... 7

 Basis for contact and shooting..... 10

 Citizens: Searches, contraband and weapons 13

 Injury outcome of shooting..... 14

 Arrests and citations for those who survived 17

Conclusions 19

Appendix A: Data Collection Instrument 21

Appendix B: Law enforcement agencies that reported 26

Appendix C: Incident dates and agency 29

Executive Summary

In 2015, the Colorado General Assembly passed Senate Bill 15-217 which mandates that state and local law enforcement agencies report specific information to the Division of Criminal Justice (DCJ) in the Department of Public Safety in the event that the agency “employs a peace officer who is involved in an officer-involved shooting that results in a person suspected of criminal activity being shot at by the officer.”¹ S.B.15-217 mandates DCJ to analyze and report the data on an annual basis. This sixth annual report, as specified in S.B. 15-217, documents findings based on officer involved shootings that occurred during a ten-and-a-half-year period between January 1, 2010 and June 30, 2020.

Between January 1, 2010 and June 30, 2020, 169 law enforcement agencies reported data to the Division of Criminal Justice. Of those, 69 agencies reported 491 shooting incidents involving 909 officers and 542 citizens.² The majority of the citizens and officers were White (52% and 80%, respectively); the citizen group included 32% Hispanics and 13% Blacks. As a group, the citizens were younger, on average, than the officers. Among the citizens, Blacks were youngest, on average, compared to Hispanics and Whites.

Over half (55%) of the incidents originated with a call for service. Agencies reported that in nearly two-thirds (60%) of shooting incidents, officers perceived an imminent threat to officers or citizens, and in another 22% of incidents, a shot was fired at the officer. The officer perceived some level of threat in 16% of incidents, and seven incidents (1%) involved preventing an escape. In 73% of the cases, a verbal warning was issued before the incident. In 45% of incidents, there was some indication of intoxication with alcohol, drugs or a combination of those.

Agencies reported that a weapon was involved in at least 87% of incidents, and most often that weapon was a handgun (49%), followed by a motor vehicle that was perceived by the officer to be used as a weapon (10%), and a knife/cutting instrument (9%). Firearms (including handguns, rifles, shotguns and other firearms) were present in 61% of incidents. Black citizens were significantly more likely to have a firearm (77%) compared to Whites (59%) and Hispanics (58%).

Eighty-four percent (84%) of officers were neither injured or killed compared to 19% of citizens. Approximately half (50%) of citizens were killed and another 30% were wounded. Citizens who were killed or wounded were likely to be perceived by the officer as an imminent threat.

Among citizens who survived these encounters, 87% were arrested or cited for a crime (with little difference across race/ethnicity). The most common charge was murder (which includes criminal attempt and conspiracy) followed by assault. Other common charges included felony menacing, robbery, warrant, and weapons offenses.

¹ C.R.S. 24-33.5-517(1).

² To encourage reporting from agencies that had no incidents, DCJ provided a “No Incidents” data collection instrument. Approximately 240 agencies meet the reporting requirements of S.B. 15-217.

Introduction and Methods

Background. In 2015, the Colorado General Assembly passed Senate Bill 15-217, which mandates that state and local law enforcement agencies report specific information to the Division of Criminal Justice (DCJ) in the Department of Public Safety in the event that the agency “employs a peace officer who is involved in an officer-involved shooting that results in a person suspected of criminal activity being shot at by the officer.”³ As specified in the bill, state and local law enforcement agencies include the Colorado State Patrol, the Colorado Bureau of Investigation, a county sheriff’s office, a municipal police department, the Division of Parks and Wildlife, and a town marshal’s office.

S.B. 15-217 requires that the following information be collected from law enforcement agencies:

- a) The age, gender, sexual orientation, race, ethnicity, and medically-documented physical or mental disability of the suspect;
- b) The age, gender, race, and ethnicity of the peace officer;
- c) The officer’s basis for the contact or stop that led to the officer-involved shooting;
- d) The officer’s basis for the shooting, and whether the officer or any other officer responding to the scene issued a verbal warning before shooting;
- e) Whether the officer or any other officer responding to the scene conducted a search and, if so, whether the search was conducted pursuant to probable cause, with consent, or pursuant to any other lawful exception to the warrant requirement, and whether contraband was found and, if so, the nature of the contraband; and,
- f) Whether the officer or any other officer responding to the scene arrested or issued a citation to anyone and, if so, the crimes charged as a result of the arrest or citation.

S.B.15-217 mandates DCJ to analyze and report the data on an annual basis. This sixth annual report, as specified in S.B. 15-217, documents findings based on officer involved shootings that occurred during the ten-and-a-half-year period between January 1, 2010 and June 30, 2020.

Organization of this report. This report is organized as follows: This section provides an overview of the study, and the following section presents the findings and conclusions.

Study Methods

Stakeholder group convened. Following the passage of S.B. 15-217, the Division of Criminal Justice, Office of Research and Statistics (ORS), convened a small group of law enforcement officers and crime analysts from eight agencies to discuss the collection of the data mandated in the bill. This group assisted in the development of response categories that were incorporated into the electronic data collection instrument that is posted on the Division’s web site for agencies to use (see Appendix A). This group also determined that the following additional data elements should be included in the data collection instrument.

- Location and date of the incident,

³ C.R.S. 24-33.5-517(1).

- A narrative of the incident,
- Whether the citizen had a weapon and, if so, what type of weapon,
- Whether the citizen was wounded or killed, and
- Whether the peace officer was wounded or killed.

Data Collection. The Division of Criminal Justice (DCJ) worked with the state police chiefs and sheriffs associations to outreach to law enforcement agencies regarding the reporting requirements of S.B. 15-217. Additionally, DCJ emailed agencies directly to provide the data collection instruments and instructions, and to remind them of the mandate.

The data collection instrument consists of a series questions about the incident, another group of questions about the suspects, and a third block of questions about the officers (see Appendix A). To capture all citizens involved in an incident, the instrument allows for data to be collected on up to five different citizens.⁴ Similarly, the form allows documentation of up to five different officers involved in an incident. If more citizens or officers were involved, the agencies were instructed to append that information.

S.B.15-217 requires any state and local agency that employs a peace officer to report to DCJ any officer-involved shooting that occurred after January 1, 2010. The agencies mandated to report include county sheriff offices, municipal police departments, town marshal’s offices, the Colorado Bureau of Investigation, the Colorado State Patrol, and the state Division of Parks and Wildlife in the Department of Natural Resources.

Sixty-nine agencies, out of approximately 240 law enforcement agencies that meet the reporting requirements of S.B. 15-217, reported shooting incidents to DCJ in the period between January 1, 2010 and June 30, 2020 (see Appendix B). To encourage reporting by agencies without incidents, DCJ developed a “No Incidents” data collection instrument. For 25 incidents, two or more agencies reported the same incident since multiple agencies were on the scene (see Appendix B). These reports were merged taking into consideration the date of the incident, the location and the narrative in the reports.

It is unknown if the incidents reported here represent all officer-involved shootings during the time period of study.

Findings

Sixty-nine agencies reported a total of 491 incidents that occurred between January 1, 2010 and June 30, 2020 (see Appendices). Figure 1 shows the number of incidents by year with 2020 data available only through the month of June. From 2011 through 2015 the number of incidents increased somewhat every year, reaching 52 in 2015, declining the following two years and increasing again in 2018 and 2019. Overall, between January 1, 2010 and June 30, 2020, agencies reported 491 incidents involved 909 officers and 542 citizens.⁵

⁴ DCJ also provided a spreadsheet format that allowed for reporting an unlimited number of officers and citizens.

⁵ Please note that in the tables that follow, the number (n) of cases will vary depending on whether the analysis is focused on incidents, officers or citizens.

Incident Count by Year

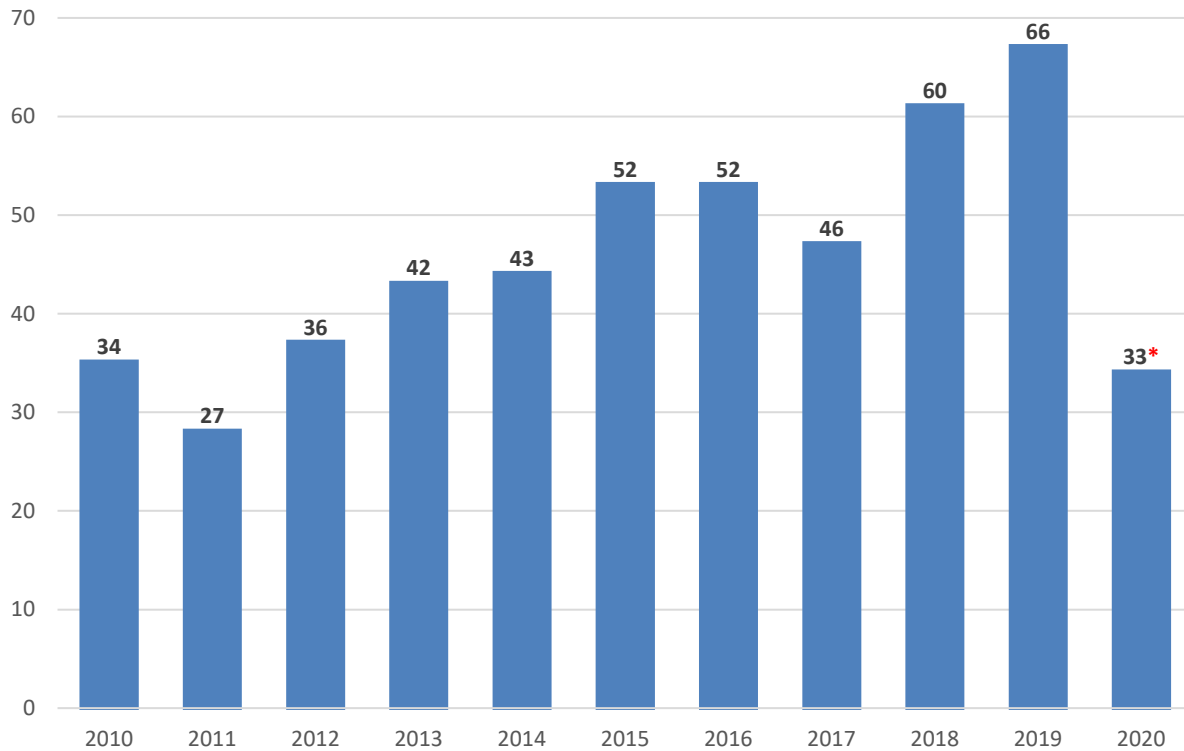


Figure 1. Number of officer involved shooting incidents by year. *Note 2020 represents the first 6 months of the year.

Description of officers and citizens

Table 1 shows the distribution of males and females among officers and citizens. For officers, 95% were male and 5% were female. The proportion of females among citizens was slightly larger than the proportion of females among officers. For citizens, approximately seven out of every 100 citizens were female.

Table 1. Gender of officers and citizens

Gender	Officers		Citizens		Total	
	N	%	N	%	N	%
Male	861	95%	503	93%	1,364	94%
Female	44	5%	37	7%	81	6%
Missing data	4	<1%	2	<1%	6	<1%
Total	909	100%	542	100%	1,451	100%

Table 2 shows the distribution by race/ethnicity for officers and citizens.⁶ Four out of five officers were White (80%), 13% were Hispanic, 4% were Black and 2% were other or unknown. The group of citizens was 52% White, 32% Hispanic, 13% Black, and 3% fell into the other or unknown category.

Table 2. Race/Ethnicity of officers and citizens

Race/Ethnicity	Officers		Citizens		Total	
	N	%	N	%	N	%
White	727	80%	283	52%	1,010	70%
Hispanic	122	13%	171	32%	293	20%
Black	38	4%	70	13%	108	7%
Other	10	1%	10	2%	20	1%
Missing	12	1%	8	1%	20	1%
Total	909	100%	542	100%	1,451	100%

Figures 2 and 3 show the number of individuals falling into five-year age categories. Citizens tended to be younger than the officers. Thirty-five percent of citizens were between the ages of 20-29. Officers were older, with only 19% between the ages of 20-29, and 37% of officers between the ages of 35-44. The mean age of the citizens was 34 and the mean age of the officers was 38 (data not presented).

Age Distribution of Citizens

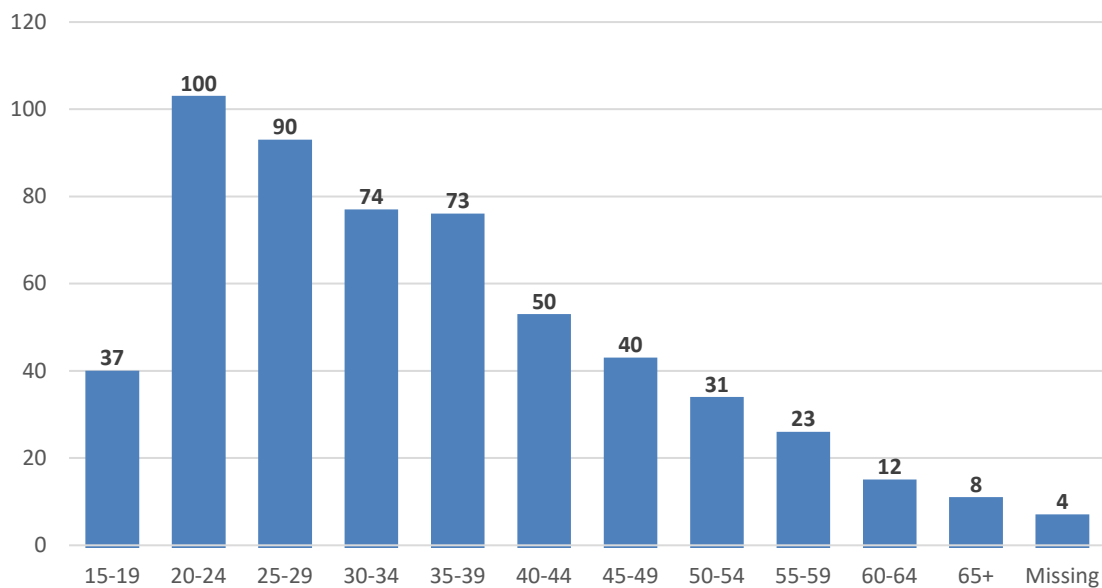


Figure 2. Age of citizens

⁶ Because there were few cases of Asian, American Indian, Native Hawaiians, Pacific Islanders and “unknown,” these categories were combined into “other.”

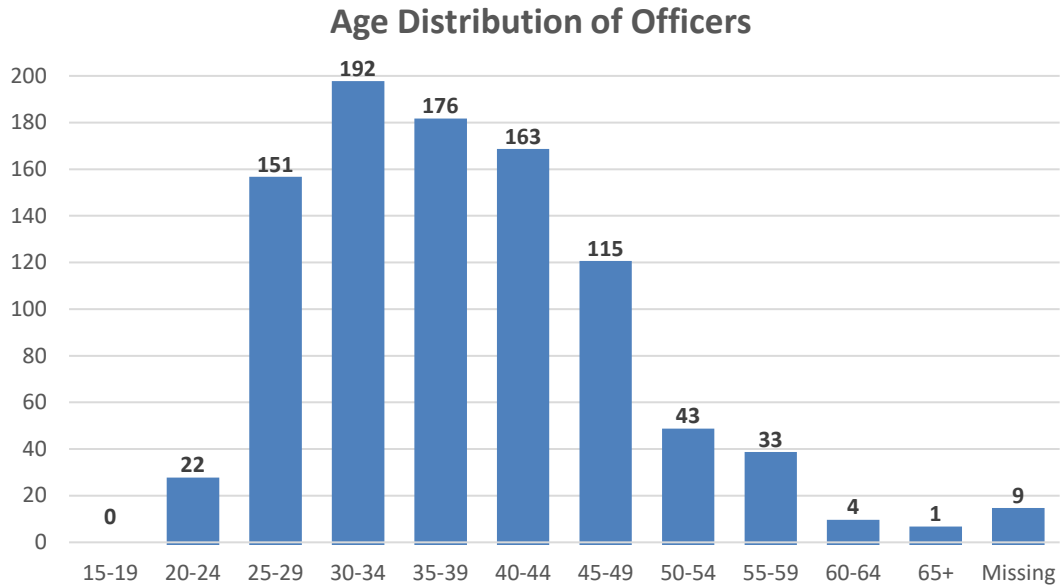


Figure 3. Age of officers

Table 3 shows the age distribution by race/ethnicity of citizens. Generally, White citizens were older and Black citizens were younger, with 29% of Black citizens falling between the ages of 20 and 24. Over half (58%) of Black citizens were in their 20s compared to 41% of Hispanics and 26% of Whites.

Table 3. Age and race/ethnicity of citizens

Age	White	Hispanic	Black	Other/ Unknown	Total
(N)	283	171	70	18	542
15-19	5%	5%	17%	6%	7%
20-24	13%	23%	29%	11%	18%
25-29	13%	18%	29%	17%	17%
30-34	15%	15%	4%	17%	14%
35-39	14%	16%	9%	6%	13%
40-44	11%	6%	7%	17%	9%
45-49	9%	8%	1%	6%	7%
50-54	7%	4%	1%	11%	6%
55-59	7%	2%	1%	0%	4%
60-64	4%	<1%	0%	0%	2%
65+	2%	2%	0%	0%	1%
Missing	<1%	<1%	1%	11%	1%
Total	100%	100%	100%	100%	100%

Among the requested information in S.B. 15-217 is the sexual orientation of the citizens. Based on the responses tabulated in Table 4, the sexual orientation of most citizens (87%) was unknown. Sexual orientation was identified as “straight” for 12% of citizens.

Table 4. Sexual orientation of citizens

Sexual Orientation	N	%
Unknown	472	87%
Straight	66	12%
Missing	4	<1%
Total	542	100%

As shown in Table 5, a mental/physical disability was not evident in 72% of incidents and unknown in another 15%. Officers reported a mental disability in 7% of cases and a physical disability in 1% of cases. Note that the statute requires reporting on mental and physical disability but these are not defined.

Table 5. Disability of citizens

Disability	N	%
Not Evident	391	72%
Unknown	79	15%
Mental	40	7%
Missing	26	5%
Physical	4	1%
Both	2	<1%
Total	542	100%

Basis for contact and shooting

Table 6, a call for service was the most frequent basis for the contact (in 55% of incidents) that led to the officer-involved shooting. A traffic stop was the basis in 13% of cases, and a law enforcement investigation was the basis of contact in 10%. These three types of initial contact (call for service, investigation, and traffic stop) accounted for 78% of the incidents.

Table 6. Basis for initial contact

Basis for Contact	N	%
Call for service	270	55%
Traffic stop	64	13%
Investigation	49	10%
Warrant	42	9%
Other	37	8%
Tactical team call	20	4%
Off duty	5	1%
Citizen flag down	4	<1%
Total	491	100%

Table 7 shows the basis for initial contact by the race/ethnicity of the citizens. Following calls for service as the initial reason for contact, Hispanics (16%) and Blacks (19%) were more likely to be involved in traffic stops compared to Whites (13%).

Table 7. Basis for initial contact by race/ethnicity of citizen

Basis for Contact	White	Hispanic	Black/African American	Other, Unknown	Total
(N)	283	171	70	18	542
Call for service	53%	54%	54%	56%	54%
Traffic stop	13%	16%	19%	6%	14%
Investigation	11%	10%	6%	6%	10%
Warrant	9%	9%	6%	<1%	8%
Other	6%	7%	4%	28%	7%
Tactical team call	5%	2%	6%	0%	4%
Off duty	<1%	<1%	4%	0%	1%
Citizen flag down	<1%	0%	<1%	6%	<1%
Total	100%	100%	100%	100%	100%

As shown in Table 8, agencies reported that in almost two-thirds (60%) of shooting incidents, officers perceived an “imminent threat” to an officer or a citizen. In another 22% of incidents the officer was shot at by the citizen. In 16% of the incidents the officer perceived a less-than-imminent threat to the officer, another officer or a citizen. Approximately two percent of incidents involved preventing an escape or conducting an arrest.

Table 8. Basis for officer shooting by incident

Basis for Shooting	N	%
Imminent threat to officer/civilian	293	60%
Officer shot at	106	22%
Perceived threat to officer/civilian	77	16%
Preventing an escape	7	1%
Conducting an arrest	5	<1%
Missing	3	<1%
Total	491	100%

In 73% of incidents, a verbal warning was issued before the incident (Table 9). In 25% of incidents, no verbal warning was issued. This correspond generally to the information presented in Table 8 which shows that, for 22% of incidents, the basis for the officer-involved shooting was that a shot was fired at the officer.

Table 9. Officer issued verbal warning during incident

Officer verbal warning	N	%
Yes	359	73%
No	124	25%
Missing	8	2%
Total	491	100%

At the request of the law enforcement representatives convened by DCJ after the passage of S.B. 15-217, the data collection instrument included questions regarding intoxication of the citizen. As reflected in Table 10, this information was unknown (or missing) in 43% of incidents. In 45% of incidents, there was some indication of intoxication with alcohol, drugs or a combination of those. For 12% of incidents, there was no evidence of intoxication.

Table 10. Intoxication of citizens

Under the influence of	N	%
Unknown	212	39%
Drugs	108	20%
Alcohol	68	13%
No evidence of intoxication	65	12%
Alcohol and drugs	66	12%
Missing	23	4%
Total	542	100%

Citizens: Searches, contraband and weapons

Table 11 shows that 87% of citizens represented in these officer-involved shootings were *not* searched for contraband prior to the incident, according to the data provided by law enforcement agencies. Eight percent (8%) of citizens were searched for probable cause, 5% involved a warrant, and 2% occurred with consent.

Table 11. Type of search of citizen

Type of Search	Not Conducted		Conducted		Missing		Total	
	N	%	N	%	N	%	N	%
Conducted search	473	87%	63	12%	6	1%	542	100%
Probable Cause	470	87%	42	8%	30	6%	542	100%
With Consent	497	92%	10	2%	35	6%	542	100%
Warrant	484	89%	29	5%	29	5%	542	100%

S.B. 15-217 requires law enforcement agencies to report whether contraband was found on the citizen. In response to this question, agencies reported that contraband was found with about half (49%) of citizens (Table 12). As can be seen in Table 13, agencies reported that 63% of citizens had a weapon while drugs and drug paraphernalia were noted in 30% of cases.

Table 12. Contraband was found

Contraband	N	%
Yes	266	49%
No	218	40%
Missing	58	11%
Total	542	100%

Table 13. Nature of contraband

Nature of Contraband	N	%
Weapon	168	63%
Drugs/Paraphernalia	81	30%
Other	13	5%
Missing	4	2%
Total	266	100%

Table 13 differs from that shown in Table 14 because the tables reflect answers to two different questions. Table 13 reflects the presence of a weapon(s) "as contraband", whereas Table 14 reflects agency responses to the question about weapons possessed by citizens (which includes motor vehicles as a weapon).

Table 14 reflects the type of weapon possessed by citizens, including motor vehicles. Overall, when motor vehicles are included, about 87% of citizens had a weapon, according to the data provided by law enforcement agencies. The percentage of citizens that had no weapon was 8%, and in 5% of cases the

presence of a weapon was unknown or the data was missing. In about half of the cases (49%) the weapon was a handgun. The second most common weapon was classified as a motor vehicle (10%).

To better understand these incidents, the weapons were collapsed into the following broad categories: Firearm, not a firearm, missing and other/unknown, as shown in Table 15. Handgun, rifle, shotgun, and any other firearm were included in the firearm category. “Not a firearm” includes motor vehicle, knife/cutting instrument, blunt object and fire/incendiary device. Based on these broader categories, 61% of citizens had a firearm. Another 21% of citizens had one of the other listed weapons that was not a firearm.

Table 14. Weapon in possession of citizen

Weapon	N	%
Handgun	268	49%
Motor vehicle	54	10%
Knife/cutting instrument	47	9%
No weapon	42	8%
Rifle	30	6%
Shotgun	20	4%
Other	15	3%
Blunt object	22	4%
Other firearm	11	2%
Multiple weapons	4	1%
Fire/incendiary device	1	<1%
Unknown/Missing	28	5%
Total	542	100%

Table 15 shows these broad categories of weapons by the race/ethnicity of the citizens. Almost four out of five Blacks (77%) had a firearm compared to 59% of Whites and 58% of Hispanics. About one-quarter of Whites (24%) and 20% of Hispanics had a non-firearm weapon. Hispanics were least likely to be armed, however, the information was missing in 16% of cases.

Table 15. Weapon by race/ethnicity of citizen

Firearm	White	Hispanic	Black	Other/ Unknown	Total
(N)	283	171	70	18	542
Firearm	59%	58%	77%	25%	61%
Not firearm	24%	20%	7%	38%	21%
Missing	9%	16%	11%	25%	12%
Other/unknown	8%	6%	4%	13%	7%
Total	100%	100%	100%	100%	100%

Injury outcome of shooting

Table 16 shows whether the incident resulted in death or injury for either the officer or the citizen. Most of the officers (84%) were neither killed nor wounded as part of the incident. However, of those reports

that included officer injury, officers were killed in four incidents. The number of killed or wounded citizens was substantially higher than for officers: 50% were killed and 30% were wounded during the shooting incidents reported here. Figure 4 presents the extent of injury by year; note that 2020 represents the first six months of the calendar year.

Table 16. Extent of shooting injury for officers and citizens

Injury	Officers		Citizens		Total	
	N	%	N	%	N	%
Killed	4	<1%	271	50%	275	19%
Wounded	69	8%	161	30%	230	16%
Suicide	0	0%	3	<1%	3	<1%
Neither	766	84%	105	19%	871	60%
Missing	70	8%	2	<1%	72	5%
Total	909	100%	542	100%	1,451	100%

*Denver Police Department did not provide this information on 67 officers between 2010 and 2015 which was not required in S.B. 15-217.

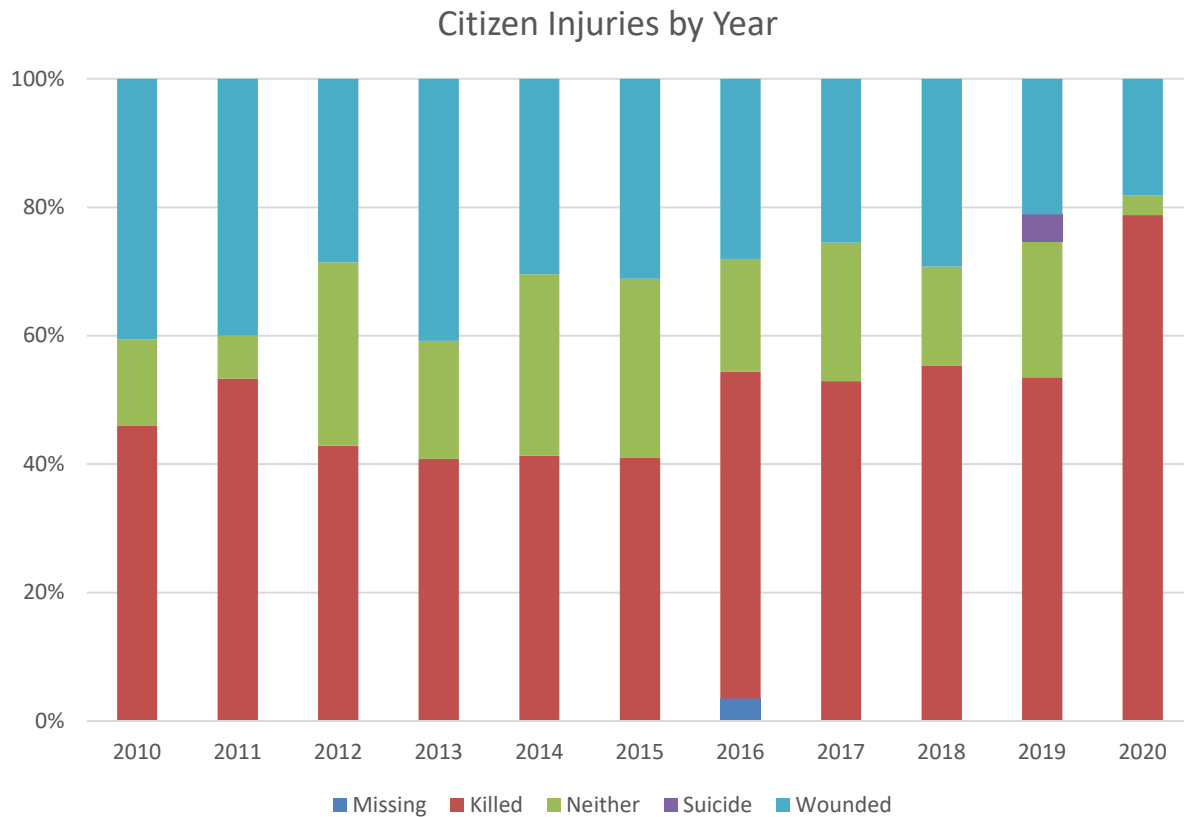


Figure 4. Citizen injury by year. *Note 2020 represents the first six months of the year.

Table 17 presents the extent of injury by the race/ethnicity of the citizens. In 19% of incidents there was no death or injury.

Table 17. Injury of citizen by race/ethnicity of citizen

Firearm	White	Hispanic	Black	Other/ Unknown	Total
(N)	283	171	70	18	542
Killed	40%	50%	38%	90%	50%
Wounded	33%	32%	25%	0%	30%
Suicide	1%	1%	0%	0%	<1%
Neither	23%	17%	38%	10%	19%
Missing	3%	0%	0%	0%	<1%
Total	100%	100%	100%	100%	100%

Table 18 shows citizen injury by the agency’s description of the basis for the shooting. Imminent threat refers to an immediate forthcoming threat, whereas perceived threat refers to becoming aware of a threatening situation. More than two thirds (67%) of those killed were perceived by the officer(s) to represent an imminent threat (Table 18). Of those wounded, two third (65%) were perceived by the officer(s) to represent an imminent threat.

Table 18. Injury of citizen by basis for shooting

Basis for shooting	Killed	Wounded	Neither	Suicide	Missing	Total
(N)	271	161	105	3	2	542
Imminent threat	67%	65%	36%	0%	100%	60%
Officer shot at	16%	19%	35%	100%	0%	21%
Perceived threat	14%	13%	27%	0%	0%	16%
Preventing an escape	1%	1%	2%	0%	0%	1%
Conducting an arrest	1%	<1%	0%	0%	0%	<1%
Missing	<1%	<1%	0%	0%	0%	<1%
Total	100%	100%	100%	100%	100%	100%

Table 19 shows that officers issued a verbal warning a majority of the time to those citizens that were killed (77% of the time) or wounded (72% of the time).

Table 19. Injury of citizen by verbal warning from officer

Officer verbal warning	Killed	Wounded	Neither	Suicide	Missing	Total
(N)	271	161	105	3	2	542
Yes	77%	72%	62%	33%	100%	73%
No	21%	27%	34%	67%	0%	26%
Missing	1%	<1%	4%	0%	0%	1%
Total	100%	100%	100%	100%	100%	100%

Table 20 shows the extent of injury by the basis for initial contact. Nearly half (49%) of calls for services as the basis of the contact resulted in a citizen death, as did 60% of investigations, 59% of tactical team calls, and 75% of citizen flag-downs, however, the latter represents few cases (n=4).

Table 20. Injury of citizen by contact basis

Basis for contact	N	Killed	Wounded	Neither	Suicide	Missing	Total
Call for service	291	49%	31%	20%	<1%	0%	100%
Traffic stop	78	33%	33%	32%	0%	1%	100%
Investigation	52	60%	25%	15%	0%	0%	100%
Warrant	46	59%	28%	13%	0%	0%	100%
Other	37	59%	22%	14%	3%	3%	100%
Tactical team call	22	59%	27%	14%	0%	0%	100%
Off duty	6	33%	50%	17%	0%	0%	100%
Citizen flag down	4	75%	25%	0%	0%	0%	100%
Missing	6	67%	33%	0%	0%	0%	100%
Total	542	50%	30%	19%	<1%	<1%	100%

Table 21 shows extent of citizen injury by weapon. More than half (55%) of citizens killed in the officer-involved shootings described here had a firearm; another 28% with a firearm were wounded. Only 16% of citizens who possessed a firearm were neither killed nor wounded. Almost half (49%) of citizens with non-firearm weapons (including motor vehicle, knife/cutting instrument, blunt object, or fire/incendiary device) were killed and 34% were wounded.

Table 21. Injury of citizen by presence of weapon

Firearm	N	Killed	Wounded	Neither	Suicide	Missing	Total
Firearm	329	55%	28%	16%	<1%	<1%	100%
Not firearm	112	49%	34%	17%	0%	0%	100%
Missing	64	31%	33%	34%	0%	2%	100%
Other/Unknown	37	41%	24%	35%	0%	0%	100%
Total	542	50%	30%	19%	1%	0%	100%

Arrests and citations for those who survived

S.B. 15-217 requests information on arrests and citations that resulted from the officer-involved shooting. Data are presented below regarding the 268 citizens who survived the officer-involved shooting incident.

Table 22 shows that 87% of those involved in these incidents were either arrested or issued a citation, and all of these were charged with a crime(s). There were minimal differences across race/ethnicity (Table 23). Table 24 shows the race/ethnicity of the citizens who survived. Sixty-seven percent included murder, assault and menacing. Table 25 shows the race/ethnicity of the citizens who survived, by crime charged; the top crimes across all race/ethnicity categories were murder, assault and menacing (note that these offenses include attempts and conspiracies).

Table 22. Citizens arrested or cited (those who survived)

Arrested or cited (who survived)	N	%
Yes	233	87%
No	30	11%
Missing	5	2%
Total	268	100%

Table 23. Race/ethnicity by arrest or citation for citizens who survived

Arrested or cited (who survived)	White	Hispanic	Black	Other/Unknown	Total
(N)	138	83	41	6	268
Yes	88%	88%	85%	67%	87%
No	12%	10%	10%	33%	11%
Missing	<1%	2%	5%	0%	2%
Total	100%	100%	100%	100%	100%

Table 24. Crime charged with for citizens who survived

Charged with	N	%
Murder	74	32%
Assault	49	21%
Menacing	33	14%
Robbery	13	6%
Warrant	10	4%
Weapons	8	3%
Criminal attempt	7	3%
Other/Unclear	7	3%
Motor vehicle theft	6	3%
Unlawful controlled substances	5	2%
Obstruction	3	1%
Burglary	2	1%
Criminal mischief	2	1%
Missing	2	1%
Possession Stolen Property	2	1%
Trespass	2	1%
DA declined to pursue charges	1	<1%
Disorderly conduct	1	<1%
False Imprisonment	1	<1%
Forgery	1	<1%
Harassment	1	<1%
Intimidation of a victim or witness	1	<1%
Kidnapping	1	<1%
Theft	1	<1%
Total	233	100%

Table 25. Race/ethnicity by crime charged with for citizens who survived

Charged with	White	Hispanic	Black	Other/ Unknown	Total
(N)	121	73	35	4	233
Murder	38%	23%	29%	25%	32%
Assault	20%	23%	20%	25%	21%
Menacing	13%	14%	17%	25%	14%
Robbery	3%	5%	14%	0%	6%
Warrant	7%	3%	0%	0%	4%
Weapons	3%	3%	6%	0%	3%
Criminal attempt	1%	5%	6%	0%	3%
Other/Unclear	2%	7%	0%	0%	3%
Motor vehicle theft	2%	4%	3%	0%	3%
Unlawful controlled substances	2%	1%	0%	25%	2%
Obstruction	1%	1%	3%	0%	1%
Burglary	1%	1%	0%	0%	1%
Criminal mischief	1%	1%	0%	0%	1%
Missing	1%	1%	0%	0%	1%
Possession Stolen Property	0%	3%	0%	0%	1%
Trespass	2%	0%	0%	0%	1%
DA declined to pursue charges	1%	0%	0%		<1%
Disorderly conduct	1%	0%	0%	0%	<1%
False Imprisonment	1%	0%	0%	0%	<1%
Forgery	0%	1%	0%	0%	<1%
Harassment	1%	0%	0%	0%	<1%
Intimidation of a victim or witness	1%	0%	0%	0%	<1%
Kidnapping	0%	0%	3%	0%	<1%
Theft	0%	1%	0%	0%	<1%

Conclusions

The data reported here represent information provided to the Division of Criminal Justice by 169 law enforcement agencies, 69 of which reported officer-involved shootings, between January 1, 2010 and June 30, 2020. It is not possible to know if every officer-involved shooting incident was reported to the Division of Criminal Justice.

During the ten-and-a-half-year study period, 69 agencies reported 491 shooting incidents involving 909 officers and 542 citizens. The majority (55%) of incidents originated with a call for service, and in 60% of shooting incidents, officers perceived an imminent threat. At least 87% of citizens had a weapon (including vehicles). Firearms (including handguns, rifles, shotguns and other firearms) were in possession by 61% of citizens. Blacks were considerably more likely to have a firearm (77%) compared to Whites (59%) and Hispanics (58%). Nineteen percent (19%) of encounters resulted in neither death nor injury. Among citizens who survived these encounters, 87% were arrested or cited for a crime. The most common charge was murder (which includes conspiracy and attempt) followed by assault.

Senate Bill 15-217 requires the Division of Criminal Justice to report on the data presented here through Fiscal Year 2019-2020. The mandate requiring this analysis is repealed, effective July 1, 2021. Therefore, the information presented here represents the final report of S.B 15-217 Officer Involved Shootings.

Appendix A: Data Collection Instrument

Peace Officer-Involved Shooting Reporting Format

Reporting Requirements for C.R.S. 24-33.5-517 (Senate Bill 15-217)

This data collection requires any state or local law enforcement agency that employs a peace officer who is involved in an officer-involved shooting that results in a person suspected of criminal activity being shot at by the officer to report the information described below. The statute defines a law enforcement agency as the following: a municipal police department, county sheriff's office, town marshal's office, the Colorado State Patrol, the Colorado Bureau of Investigation, and the state Division of Parks and Wildlife. These agencies must report to the Division of Criminal Justice (DCJ) all officer-involved shootings that occurred between January 1, 2010 and June 30, 2015. Agencies must report subsequent fiscal year data to DCJ by September 1 following the end of the fiscal year.

One form should be completed for each officer-involved shooting event. "Shoot Teams" may complete the form on behalf of the agency or agencies involved, however the name(s) of the agency or agencies employing the peace officer(s) must be clear. ***Shoot Teams who report data for other agencies are urged to allow agencies named in the report to review the data prior to submission to DCJ.***

All persons involved in the shooting event who are either shot at or charged with criminal activity are referred to below as "Subjects" in this data collection, and information must be collected on each.

Method of Data Collection

DCJ, in consultation with law enforcement representatives, has developed two reporting methods, a PDF format and an Excel spreadsheet (available at <https://ors.colorado.gov/ors-coll-ois>). The PDF form can be used to submit one incident at a time; the spreadsheet can be used to submit a single or multiple incidents. Agencies with few incidents may find the PDF format the easier to use, while agencies with multiple incidents may find the spreadsheet more useful.

Data may be submitted to DCJ/ORS via email. If you have any questions Laurence Lucero at laurence.lucero@state.co.us. Please send PDF forms and spreadsheets to cdps_dcj_ors_sb217@state.co.us

Spreadsheet Format

A spreadsheet template is available at <https://ors.colorado.gov/ors-coll-ois>. **Please use the template provided. If you create a spreadsheet from scratch please use the format specified below.**

A submitted spreadsheet should contain 3 sheets: **Incident Information, Subjects, and Peace Officers**, in that order. Each sheet should contain the columns specified below. Some columns require specific values to be used. Please see the **Notes** for the specific values to submit.

Sheet 1 - Incident Information

Column	Column Name	Notes
A	Agency Name	Name of Reporting Agency
B	Agency ORI	To track back to Judicial District and County
C	Agency Incident number	This number will be used to link Subjects and Peace Officers to this incident
D	Incident Date	Format: MM/DD/YYYY
E	Incident Time	Format: HH:MM AM/PM
F	Incident Location	Address or other location information
G	Primary basis for the initial contact	Select one: <ul style="list-style-type: none"> • Call for service • Traffic stop • Citizen flag down • Warrant • Tactical team call • Investigation • Off duty • Other
H	Primary basis for the shooting	Select one: <ul style="list-style-type: none"> • Officer shot at • Perceived threat to officer/civilian • Imminent threat to officer/civilian • Conducting an arrest • Preventing an escape • Other
I	Peace Officer(s) issued a verbal warning prior to shooting	Yes/No
J	Incident Narrative	Optional additional narrative. Maximum of 255 characters.

Sheet 2 - Subject(s) Shot at/Involved

Any person either shot at or charged with criminal activity must be reported. Each row in this sheet contains information for one Subject. One or more Subjects may be entered on this sheet. The **Agency Incident Number** will link **Subjects** listed on this sheet with the **Incident Information** on Sheet 1.

Column	Column Name	Notes
A	Agency Incident number	Incident Number from Sheet 1
B	Age	Age of subject
C	Gender	Select one: <ul style="list-style-type: none"> • Male

Column	Column Name	Notes
		<ul style="list-style-type: none"> • Female • Transgender • Unknown
D	Sexual Orientation	Select one: <ul style="list-style-type: none"> • Lesbian or gay • Straight • Bisexual • Unknown
E	Race	Select one: <ul style="list-style-type: none"> • Asian • Black or African American • American Indian or Alaska Native • Native Hawaiian or Pacific Islander • White • Unknown
F	Ethnicity	Select one: <ul style="list-style-type: none"> • Hispanic • Non-Hispanic • Unknown
G	Physical or Mental Disability	Select one: <ul style="list-style-type: none"> • Physical • Mental • Both • Not Evident
H	Explain Physical or Mental Disability	Optional text to explain physical or mental disability
I	Subject was armed with	Select one: <ul style="list-style-type: none"> • Handgun • Rifle • Shotgun • Other firearm • Knife/cutting instrument • Blunt object • Motor vehicle • Explosives • Fire/Incendiary device • Unknown • Multiple weapons • Other

Column	Column Name	Notes
		<ul style="list-style-type: none"> None
J	Subject wounded or killed	Select one: <ul style="list-style-type: none"> Wounded Killed Neither
K	Subject was under the influence of	Select one: <ul style="list-style-type: none"> Alcohol Drugs Alcohol and Drugs Unknown No evidence of intoxication
L	Subject was arrested or cited	Yes/No
M	Subject was charged with	C.R.S. of <u>most serious charge</u>
N	Prior to shooting officer(s) conducted a search	Yes/No
O	Prior to shooting officer(s) conducted search <u>pursuant to probable cause</u>	Yes/No
P	Prior to shooting officer(s) conducted search <u>with consent</u>	Yes/No
Q	Prior to shooting officer(s) conducted search <u>pursuant to a warrant</u>	Yes/No
R	Contraband found	Yes/No
S	Nature of contraband found	Select one: <ul style="list-style-type: none"> Drugs/Paraphernalia Weapons Drugs/Paraphernalia and Weapons Other

Sheet 3 - Peace Officer (s)

Each row in this sheet contains information for one Peace Officer. One or more Peace Officers may be entered on this sheet. The **Agency Incident Number** will link **Peace Officers** listed on this sheet with the **Incident Information** on Sheet 1.

Column	Column Name	Notes
A	Agency Incident number	Agency Incident number from Sheet 1.
B	Officer Agency	Name of employing agency
C	Officer Agency ORI	ORI of employing agency
D	Age	Age of officer
E	Gender	Select one:

Column	Column Name	Notes
		<ul style="list-style-type: none"> • Male • Female
F	Race	Select one: <ul style="list-style-type: none"> • Asian • Black or African American • American Indian or Alaska Native • Native Hawaiian or Pacific Islander • White • Unknown
G	Ethnicity	Select one: <ul style="list-style-type: none"> • Hispanic • Non-Hispanic • Unknown
H	Officer wounded or killed	Select one: <ul style="list-style-type: none"> • Wounded • Killed • Neither

PDF Format

The PDF data collection instrument contains the same information as the spreadsheet above, but is limited to five Peace Officers and 5 Subjects in a single incident.

Appendix B: Law enforcement agencies that reported

Table B.1. Number of incidents reported by agency and incident year.

Agency Name	2017	2018	2019	2020	Total
1st JD Critical Incident Team	1				1
Arapahoe County Sheriff's Office	2	2		2	6
Arvada Police Department		2		2	4
Aurora Police Department	3	8	5	1	17
Baca County Sheriff's Office				1	1
Boulder Police Department					0
Brush Police Department			1		1
Castle Rock Police Department	1				1
Cherry Hills Village Police Department		1			1
Clear Creek County Sheriff's Office				1	1
Colorado Springs Police Department	5	7	7	3	22
Colorado State Patrol	2	3	2	1	8
Commerce City Police Department	2	1		1	4
Conejos County Sheriff's Office	1				1
Costilla County Sheriff's Office			1		1
Denver Police Department	6	7	11	6	30
Douglas County Sheriff's Office	2	2			4
El Paso County Sheriff's Office	1	2	1	1	5
Englewood Police Department	2			1	3
Federal Heights Police Department	1				1
Fort Collins Police Department			1		1
Fort Lupton Police Department			1		1
Fountain Police Department			1	1	2
Fremont County Sheriff's Office					0
Golden Police Department			1		1
Grand Junction Police Department				1	1
Greeley Police Department	2	1	1		4
Gunnison Police Department					0
Jefferson County Sheriff's Office			1		1
Lakewood Police Department		1	6	1	8
Larimer County Sheriff's Office	1	1	2		4
LaSalle Police Department			2		2
Leadville Police Department		1			1
Littleton Police Department	1				1
Lone Tree Police Department			1		1
Longmont Police Department			1		1
Louisville Police Department		1			1
Loveland Police Department	1		2		3
Mesa County Sheriff's Office		3	1	1	5

Montezuma County Sheriff's Office	2				2
Montrose County Sheriff's Office		1			1
New Castle Police Department				1	1
Northglenn Police Department	2	1			3
Parker Police Department	1				1
Pueblo County Sheriff's Office	1		1	1	3
Pueblo Police Department	1	6	7	4	18
Rangely Police Department		1			1
Rifle Police Department			1		1
Sterling Police Department				1	1
Thornton Police Department		1		1	2
Trinidad Police Department			1		1
Vail Police Department			1		1
Weld County Sheriff's Office	1	1			2
Westminster Police Department	3	5	6	1	15
Wheat Ridge Police Department	1				1
TOTAL	46	59	66	33	204

Table B.2. Agencies reporting the same incident

Incident Date	Agency Name
2010-02-26	Adams County Sheriff's Office Westminster Police Department
2010-05-16	Greeley Police Department Weld County Sheriff's Office
2010-07-20	Colorado State Patrol Mesa County Sheriff's Office
2010-12-28	Colorado State Patrol Commerce City Police Department
2013-06-15	Fruita Police Department Mesa County Sheriff's Office
2014-01-02	Denver Police Department Thornton Police Department
2014-01-13	Colorado State Patrol Commerce City Police Department
2015-05-28	Northglenn Police Department Thornton Police Department

2015-06-06	
	Arapahoe County Sheriff's Office
	Colorado State Patrol
2015-11-10	
	Adams County Sheriff's Office
	Colorado State Patrol
	Longmont Police Department
2015-11-27	
	Colorado Springs Police Department
	El Paso County Sheriff's Office
2016-02-17	
	Gunnison County Sheriff's Office
	Gunnison Police Department
2016-03-10	
	Colorado State Patrol
	Pueblo County Sheriff's Office
2016-09-02	
	Castle Rock Police Department
	Parker Police Department
2016-10-23	
	Colorado Springs Police Department
	El Paso County Sheriff's Office
2016-11-08	
	Aurora Police Department
	Denver Police Department
2017-03-14	
	Colorado State Patrol
	Wheat Ridge Police Department
2017-12-31	
	Arapahoe County Sheriff's Office
	Douglas County Sheriff's Office
2018-02-05	
	Colorado Springs Police Department
	El Paso County Sheriff's Office
2018-11-04	
	Colorado State Patrol
	Jefferson County Sheriff's Office
2018-12-10	
	Garfield County Sheriff's Office
	Rangely Police Department
2019-06-18	
	Arvada Police Department
	Golden Police Department
2019-12-06	
	Federal Heights Police Department
	Thornton Police Department

	Westminster Police Department
2020-03-17	
	Grand Junction Police Department
	Mesa County Sheriff's Office
2020-06-22	
	Aurora Police Department
	Denver Police Department

Appendix C: Incident dates and agency

Table C.1. Agencies and dates of incidents.

Agency Name	Incident Date
1st JD Critical Incident Team	
	2016-07-31
	2016-08-13
	2017-03-13
Adams County Sheriff's Office	
	2010-01-01
	2010-02-26
	2010-03-16
	2012-02-26
	2012-06-05
	2012-10-23
	2012-10-24
	2013-01-14
	2013-05-17
	2013-11-28
	2015-01-13
	2015-11-10
Arapahoe County Sheriff's Office	
	2010-01-05
	2014-11-09
	2015-05-05
	2015-06-06
	2016-06-06
	2017-05-31
	2017-10-29
	2017-12-31
	2018-06-23
	2018-11-15
	2020-01-22
	2020-05-28
Arvada Police Department	

	2012-03-24
	2018-01-14
	2018-01-31
	2019-06-18
	2020-1-21
	2020-1-22
Auraria Campus Police Department	
	2012-11-10
Aurora Police Department	
	2011-01-14
	2011-02-10
	2011-03-14
	2011-03-17
	2011-03-18
	2011-03-20
	2011-07-23
	2011-09-29
	2012-01-01
	2012-05-04
	2012-11-27
	2013-01-05
	2013-01-06
	2013-05-04
	2013-11-22
	2013-12-15
	2014-05-16
	2014-06-06
	2014-07-02
	2014-11-14
	2015-01-03
	2015-01-15
	2015-03-06
	2015-06-28
	2015-11-30
	2015-12-12
	2015-12-17
	2015-12-21
	2016-05-01
	2016-05-09
	2016-05-10
	2016-05-15
	2016-09-06
	2016-11-08
	2017-04-01
	2017-07-05
	2017-10-12

	2018-02-10
	2018-04-09
	2018-06-27
	2018-06-29
	2018-07-28
	2018-07-30
	2018-08-31
	2018-09-05
	2019-01-15
	2019-03-04
	2019-03-28
	2019-10-10
	2019-10-20
	2020-01-08
	2020-06-22
Baca County Sheriff's Office	
	2020-04-22
Boulder Police Department	
	2015-07-27
	2016-09-10
	2016-10-05
Brighton Police Department	
	2012-01-07
Broomfield Police Department	
	2012-06-28
	2015-09-11
Brush Police Department	
	2019-06-14
Buena Vista Police Department	
	2012-07-14
Castle Rock Police Department	
	2016-09-02
	2017-12-24
Chaffee County Sheriff's Office	
	2013-05-26
	2015-11-09
Cherry Hills Village Police Department	
	2018-08-20
Clear Creek County Sheriff's Office	
	2014-01-31
	2020-06-02
Colorado Parks and Wildlife	
	2015-03-09
Colorado Springs Police Department	
	2010-06-04
	2011-04-22

	2011-07-27
	2012-02-28
	2012-04-07
	2012-12-04
	2012-12-21
	2013-07-30
	2014-05-20
	2014-05-30
	2015-10-31
	2015-11-10
	2015-11-27
	2015-12-30
	2016-06-22
	2016-09-16
	2016-10-23
	2017-01-05
	2017-01-12
	2017-02-21
	2017-08-14
	2017-12-02
	2018-01-19
	2018-02-05
	2018-02-09
	2018-03-12
	2018-04-13
	2018-04-25
	2018-08-02
	2018-08-17
	2019-01-12
	2019-01-23
	2019-04-15
	2019-04-24
	2019-05-18
	2019-07-23
	2019-08-03
	2020-01-12
	2020-02-27
	2020-04-19
Colorado State Patrol	
	2010-07-20
	2010-10-21
	2010-12-28
	2014-01-13
	2014-05-08
	2014-08-08
	2015-01-22

	2015-06-06
	2015-06-18
	2015-11-10
	2016-03-10
	2016-11-11
	2017-03-04
	2017-03-14
	2017-10-07
	2018-08-25
	2018-11-04
	2018-11-22
	2019-05-04
	2019-12-05
	2020-05-09
Commerce City Police Department	
	2010-05-05
	2010-12-28
	2011-10-21
	2014-01-13
	2014-10-11
	2017-02-06
	2017-02-21
	2018-03-02
	2020-02-14
Conejos County Sheriff's Office	
	2017-01-24
Cortez Police Department	
	2011-03-19
Costilla County Sheriff's Office	
	2019-08-07
Delta Police Department	
	2010-10-23
Denver Police Department	
	2010-02-18
	2010-03-07
	2010-04-14
	2010-06-28
	2010-07-02
	2010-07-18
	2010-08-01
	2011-08-06
	2011-10-04
	2011-10-18
	2011-12-04
	2012-01-26
	2012-04-22

	2012-07-31
	2012-08-28
	2012-09-07
	2012-09-12
	2012-11-06
	2012-11-09
	2013-01-16
	2013-01-30
	2013-03-18
	2013-03-27
	2013-04-29
	2013-05-14
	2013-08-13
	2013-08-16
	2013-09-21
	2013-11-08
	2013-11-27
	2014-01-02
	2014-01-13
	2014-05-14
	2014-07-02
	2014-11-20
	2015-01-09
	2015-01-26
	2015-03-20
	2015-05-25
	2015-07-12
	2015-08-22
	2015-11-23
	2015-12-02
	2015-12-08
	2015-12-14
	2016-01-11
	2016-02-22
	2016-04-12
	2016-06-13
	2016-06-25
	2016-07-10
	2016-07-31
	2016-08-16
	2016-08-27
	2016-08-31
	2016-09-05
	2016-11-08
	2017-02-19
	2017-05-20

	2017-09-08
	2017-11-10
	2017-11-25
	2018-01-26
	2018-02-06
	2018-02-13
	2018-03-19
	2018-04-25
	2018-06-13
	2018-10-28
	2019-01-27
	2019-02-12
	2019-02-25
	2019-04-10
	2019-07-31
	2019-08-15
	2019-08-31
	2019-10-21
	2019-12-18
	2020-01-01
	2020-01-06
	2020-01-25
	2020-05-01
	2020-05-06
	2020-06-22
Douglas County Sheriff's Office	
	2010-02-05
	2010-08-08
	2017-05-12
	2017-12-31
	2018-08-31
	2018-11-27
Durango Police Department	
	2015-07-24
El Paso County Sheriff's Office	
	2011-07-26
	2011-09-13
	2015-05-08
	2015-11-27
	2016-10-23
	2017-09-19
	2018-02-05
	2018-07-22
	2019-09-29
	2020-05-29
Englewood Police Department	

	2012-02-23
	2015-03-14
	2017-03-03
	2017-06-30
	2020-06-09
Federal Heights Police Department	
	2012-02-29
	2014-01-26
	2017-07-04
	2019-12-06
Fort Collins Police Department	
	2010-01-01
	2010-06-27
	2010-12-08
	2011-01-25
	2011-11-25
	2013-09-29
	2014-06-05
	2014-10-05
	2015-07-18
	2016-03-29
	2019-01-12
Fort Lupton Police Department	
	2019-01-16
Fountain Police Department	
	2012-08-12
	2013-11-11
	2015-09-24
	2020-03-02
Fremont County Sheriff's Office	
	2016-07-10
Fruita Police Department	
	2013-06-15
Garfield County Sheriff's Office	
	2015-02-10
	2018-12-10
Golden Police Department	
	2016-06-21
	2019-06-18
Grand Junction Police Department	
	2010-02-28
	2010-07-20
	2013-06-15
	2013-07-09
	2013-12-14
	2014-03-05

	2014-05-11
	2014-08-02
	2015-05-19
	2016-09-04
	2016-10-12
	2016-11-11
	2020-02-02
	2020-03-17
Greeley Police Department	
	2010-05-16
	2011-10-28
	2013-01-12
	2014-05-21
	2014-06-14
	2014-08-13
	2015-04-09
	2015-06-19
	2016-01-25
	2016-02-25
	2016-05-11
	2017-10-28
	2017-12-21
	2018-05-08
	2019-06-08
Gunnison County Sheriff's Office	
	2016-02-17
Gunnison Police Department	
	2016-02-17
Jefferson County Sheriff's Office	
	2014-07-23
	2015-10-25
	2015-12-11
	2018-11-04
	2019-02-01
Lakewood Police Department	
	2016-04-26
	2018-11-28
	2019-03-11
	2019-04-29
	2019-09-20
	2019-10-27
	2019-11-11
	2019-12-19
	2020-01-12
Larimer County Sheriff's Office	
	2010-11-08

	2012-10-19
	2013-06-03
	2016-01-30
	2017-06-30
	2018-10-08
	2019-01-08
	2019-11-24
LaSalle Police Department	
	2019-01-16
	2019-02-06
Leadville Police Department	
	2018-10-30
Littleton Police Department	
	2017-06-28
Lone Tree Police Department	
	2019-02-28
Longmont Police Department	
	2010-05-08
	2013-05-22
	2013-11-24
	2013-12-29
	2014-05-30
	2015-04-22
	2015-08-03
	2015-11-10
	2016-05-22
	2019-11-01
Louisville Police Department	
	2018-07-16
Loveland Police Department	
	2014-03-02
	2015-08-31
	2017-06-08
	2019-11-11
	2019-11-30
Mesa County Sheriff's Office	
	2010-02-28
	2010-07-20
	2013-06-15
	2013-07-09
	2013-12-14
	2014-03-05
	2014-05-11
	2014-08-02
	2015-05-19
	2016-02-08

	2018-10-18
	2018-11-24
	2018-12-11
	2019-03-23
	2020-03-17
Montezuma County Sheriff's Office	
	2017-07-04
	2017-11-16
Montrose County Sheriff's Office	
	2013-02-07
	2016-11-11
	2018-09-12
Northglenn Police Department	
	2012-10-19
	2013-09-02
	2014-12-19
	2015-05-28
	2015-06-10
	2015-12-19
	2017-01-07
	2017-12-13
	2018-06-10
New Castle Police Department	
	2020-01-11
Parker Police Department	
	2013-02-23
	2016-09-02
	2017-11-04
Pueblo County Sheriff's Office	
	2013-01-22
	2016-03-10
	2016-03-24
	2016-06-10
	2016-06-22
	2017-08-21
	2019-01-13
	2020-03-02
Pueblo Police Department	
	2011-02-24
	2011-12-22
	2012-08-29
	2012-12-25
	2013-01-01
	2014-01-04
	2014-09-08
	2014-10-07

	2014-10-30
	2014-11-25
	2015-01-25
	2017-02-05
	2018-01-22
	2018-03-06
	2018-03-13
	2018-05-30
	2018-07-04
	2018-10-23
	2019-01-09
	2019-04-09
	2019-05-31
	2019-06-28
	2019-07-18
	2019-11-23
	2020-03-01
	2020-03-20
	2020-05-15
	2020-06-23
Rangely Police Department	
	2018-12-10
	2019-08-05
Sterling Police Department	
	2020-05-03
Thornton Police Department	
	2010-03-10
	2011-08-29
	2013-08-30
	2014-01-02
	2014-02-07
	2014-12-10
	2015-05-28
	2016-03-23
	2016-12-03
	2018-01-11
Thornton Police Department	
	2019-12-06
	2020-05-26
Trinidad Police Department	
	2019-05-19
University of Colorado Police Department	
	2014-03-19
Vail Police Department	
	2019-07-05
Weld County Sheriff's Office	

	2010-05-16
	2013-10-12
	2017-12-31
	2018-08-15
Westminster Police Department	
	2010-02-10
	2010-02-26
	2011-04-21
	2012-11-07
	2015-02-24
	2015-08-15
	2016-04-27
	2016-06-16
	2016-09-20
	2016-10-03
	2017-05-09
	2017-06-30
	2017-09-09
	2018-04-28
	2018-06-26
	2018-08-02
	2018-08-25
	2018-09-04
	2019-01-10
	2019-04-26
	2019-09-18
	2019-09-26
	2019-12-06
	2019-12-27
	2020-06-18
Wheat Ridge Police Department	
	2010-03-02
	2010-04-03
	2010-12-02
	2011-01-07
	2011-10-11
	2012-07-23
	2012-08-28
	2012-09-06
	2012-11-09
	2013-07-05
	2014-01-24
	2014-02-04
	2014-05-06
	2014-07-05
	2017-03-14

Woodland Park Police Department	
	2013-01-22

Table C.2. Dates of incidents.

Table C.2. represents the total number of shooting incidents reported by law enforcement agencies. Please note that this list has not been de-duplicated, meaning that one incident might have been reported by multiple agencies.

Incident date	Agency Name
2010-01-01	
	Adams County Sheriff's Office
	Fort Collins Police Department
2010-01-05	
	Arapahoe County Sheriff's Office
2010-02-05	
	Douglas County Sheriff's Office
2010-02-10	
	Westminster Police Department
2010-02-18	
	Denver Police Department
2010-02-26	
	Adams County Sheriff's Office
	Westminster Police Department
2010-02-28	
	Grand Junction Police Department
	Mesa County Sheriff's Office
2010-03-02	
	Wheat Ridge Police Department
2010-03-07	
	Denver Police Department
2010-03-10	
	Thornton Police Department
2010-03-16	
	Adams County Sheriff's Office
2010-04-03	
	Wheat Ridge Police Department
2010-04-14	
	Denver Police Department
2010-05-05	
	Commerce City Police Department
2010-05-08	
	Longmont Police Department
2010-05-16	

	Greeley Police Department
	Weld County Sheriff's Office
2010-06-04	
	Colorado Springs Police Department
2010-06-27	
	Fort Collins Police Department
2010-06-28	
	Denver Police Department
2010-07-02	
	Denver Police Department
2010-07-18	
	Denver Police Department
2010-07-20	
	Colorado State Patrol
	Grand Junction Police Department
	Mesa County Sheriff's Office
2010-08-01	
	Denver Police Department
2010-08-08	
	Douglas County Sheriff's Office
2010-10-21	
	Colorado State Patrol
2010-10-23	
	Delta Police Department
2010-11-08	
	Larimer County Sheriff's Office
2010-12-02	
	Wheat Ridge Police Department
2010-12-08	
	Fort Collins Police Department
2010-12-28	
	Colorado State Patrol
	Commerce City Police Department
2011-01-07	
	Wheat Ridge Police Department
2011-01-14	
	Aurora Police Department
2011-01-25	
	Fort Collins Police Department
2011-02-10	
	Aurora Police Department
2011-02-24	
	Pueblo Police Department
2011-03-14	
	Aurora Police Department
2011-03-17	

	Aurora Police Department
2011-03-18	
	Aurora Police Department
2011-03-19	
	Cortez Police Department
2011-03-20	
	Aurora Police Department
2011-04-21	
	Westminster Police Department
2011-04-22	
	Colorado Springs Police Department
2011-07-23	
	Aurora Police Department
2011-07-26	
	El Paso County Sheriff's Office
2011-07-27	
	Colorado Springs Police Department
2011-08-06	
	Denver Police Department
2011-08-29	
	Thornton Police Department
2011-09-13	
	El Paso County Sheriff's Office
2011-09-29	
	Aurora Police Department
2011-10-04	
	Denver Police Department
2011-10-11	
	Wheat Ridge Police Department
2011-10-18	
	Denver Police Department
2011-10-21	
	Commerce City Police Department
2011-10-28	
	Greeley Police Department
2011-11-25	
	Fort Collins Police Department
2011-12-04	
	Denver Police Department
2011-12-22	
	Pueblo Police Department
2012-01-01	
	Aurora Police Department
2012-01-07	
	Brighton Police Department
2012-01-26	

	Denver Police Department
2012-02-23	
	Englewood Police Department
2012-02-26	
	Adams County Sheriff's Office
2012-02-28	
	Colorado Springs Police Department
2012-02-29	
	Federal Heights Police Department
2012-03-24	
	Arvada Police Department
2012-04-07	
	Colorado Springs Police Department
2012-04-22	
	Denver Police Department
2012-05-04	
	Aurora Police Department
2012-06-05	
	Adams County Sheriff's Office
2012-06-28	
	Broomfield Police Department
2012-07-14	
	Buena Vista Police Department
2012-07-23	
	Wheat Ridge Police Department
2012-07-31	
	Denver Police Department
2012-08-12	
	Fountain Police Department
2012-08-28	
	Denver Police Department
	Wheat Ridge Police Department
2012-08-29	
	Pueblo Police Department
2012-09-06	
	Wheat Ridge Police Department
2012-09-07	
	Denver Police Department
2012-09-12	
	Denver Police Department
2012-10-19	
	Larimer County Sheriff's Office
	Northglenn Police Department
2012-10-23	
	Adams County Sheriff's Office
2012-10-24	

	Adams County Sheriff's Office
2012-11-06	
	Denver Police Department
2012-11-07	
	Westminster Police Department
2012-11-09	
	Denver Police Department
	Wheat Ridge Police Department
2012-11-10	
	Auraria Campus Police Department
2012-11-27	
	Aurora Police Department
2012-12-04	
	Colorado Springs Police Department
2012-12-21	
	Colorado Springs Police Department
2012-12-25	
	Pueblo Police Department
2013-01-01	
	Pueblo Police Department
2013-01-05	
	Aurora Police Department
2013-01-06	
	Aurora Police Department
2013-01-12	
	Greeley Police Department
2013-01-14	
	Adams County Sheriff's Office
2013-01-16	
	Denver Police Department
2013-01-22	
	Pueblo County Sheriff's Office
	Woodland Park Police Department
2013-01-30	
	Denver Police Department
2013-02-07	
	Montrose County Sheriff's Office
2013-02-23	
	Parker Police Department
2013-03-18	
	Denver Police Department
2013-03-27	
	Denver Police Department
2013-04-29	
	Denver Police Department
2013-05-04	

	Aurora Police Department
2013-05-14	
	Denver Police Department
2013-05-17	
	Adams County Sheriff's Office
2013-05-22	
	Longmont Police Department
2013-05-26	
	Chaffee County Sheriff's Office
2013-06-03	
	Larimer County Sheriff's Office
2013-06-15	
	Fruita Police Department
	Grand Junction Police Department
	Mesa County Sheriff's Office
2013-07-05	
	Wheat Ridge Police Department
2013-07-09	
	Grand Junction Police Department
	Mesa County Sheriff's Office
2013-07-30	
	Colorado Springs Police Department
2013-08-13	
	Denver Police Department
2013-08-16	
	Denver Police Department
2013-08-30	
	Thornton Police Department
2013-09-02	
	Northglenn Police Department
2013-09-21	
	Denver Police Department
2013-09-29	
	Fort Collins Police Department
2013-10-12	
	Weld County Sheriff's Office
2013-11-08	
	Denver Police Department
2013-11-11	
	Fountain Police Department
2013-11-22	
	Aurora Police Department
2013-11-24	
	Longmont Police Department
2013-11-27	
	Denver Police Department

2013-11-28	
	Adams County Sheriff's Office
2013-12-14	
	Grand Junction Police Department
	Mesa County Sheriff's Office
2013-12-15	
	Aurora Police Department
2013-12-29	
	Longmont Police Department
2014-01-02	
	Denver Police Department
	Thornton Police Department
2014-01-04	
	Pueblo Police Department
2014-01-13	
	Colorado State Patrol
	Commerce City Police Department
	Denver Police Department
2014-01-24	
	Wheat Ridge Police Department
2014-01-26	
	Federal Heights Police Department
2014-01-31	
	Clear Creek County Sheriff's Office
2014-02-04	
	Wheat Ridge Police Department
2014-02-07	
	Thornton Police Department
2014-03-02	
	Loveland Police Department
2014-03-05	
	Grand Junction Police Department
	Mesa County Sheriff's Office
2014-03-19	
	University of Colorado Police Department
2014-05-06	
	Wheat Ridge Police Department
2014-05-08	
	Colorado State Patrol
2014-05-11	
	Grand Junction Police Department
	Mesa County Sheriff's Office
2014-05-14	
	Denver Police Department
2014-05-16	
	Aurora Police Department

2014-05-20	
	Colorado Springs Police Department
2014-05-21	
	Greeley Police Department
2014-05-30	
	Colorado Springs Police Department
	Longmont Police Department
2014-06-05	
	Fort Collins Police Department
2014-06-06	
	Aurora Police Department
2014-06-14	
	Greeley Police Department
2014-07-02	
	Aurora Police Department
	Denver Police Department
2014-07-05	
	Wheat Ridge Police Department
2014-07-23	
	Jefferson County Sheriff's Office
2014-08-02	
	Grand Junction Police Department
	Mesa County Sheriff's Office
2014-08-08	
	Colorado State Patrol
2014-08-13	
	Greeley Police Department
2014-09-08	
	Pueblo Police Department
2014-10-05	
	Fort Collins Police Department
2014-10-07	
	Pueblo Police Department
2014-10-11	
	Commerce City Police Department
2014-10-30	
	Pueblo Police Department
2014-11-09	
	Arapahoe County Sheriff's Office
2014-11-14	
	Aurora Police Department
2014-11-20	
	Denver Police Department
2014-11-25	
	Pueblo Police Department
2014-12-10	

	Thornton Police Department
2014-12-19	
	Northglenn Police Department
2015-01-03	
	Aurora Police Department
2015-01-09	
	Denver Police Department
2015-01-13	
	Adams County Sheriff's Office
2015-01-15	
	Aurora Police Department
2015-01-22	
	Colorado State Patrol
2015-01-25	
	Pueblo Police Department
2015-01-26	
	Denver Police Department
2015-02-10	
	Garfield County Sheriff's Office
2015-02-24	
	Westminster Police Department
2015-03-06	
	Aurora Police Department
2015-03-09	
	Colorado Parks and Wildlife
2015-03-14	
	Englewood Police Department
2015-03-20	
	Denver Police Department
2015-04-09	
	Greeley Police Department
2015-04-22	
	Longmont Police Department
2015-05-05	
	Arapahoe County Sheriff's Office
2015-05-08	
	El Paso County Sheriff's Office
2015-05-19	
	Grand Junction Police Department
	Mesa County Sheriff's Office
2015-05-25	
	Denver Police Department
2015-05-28	
	Northglenn Police Department
	Thornton Police Department
2015-06-06	

	Arapahoe County Sheriff's Office
	Colorado State Patrol
2015-06-10	
	Northglenn Police Department
2015-06-18	
	Colorado State Patrol
2015-06-19	
	Greeley Police Department
2015-06-28	
	Aurora Police Department
2015-07-12	
	Denver Police Department
2015-07-18	
	Fort Collins Police Department
2015-07-24	
	Durango Police Department
2015-07-27	
	Boulder Police Department
2015-08-03	
	Longmont Police Department
2015-08-15	
	Westminster Police Department
2015-08-22	
	Denver Police Department
2015-08-31	
	Loveland Police Department
2015-09-11	
	Broomfield Police Department
2015-09-24	
	Fountain Police Department
2015-10-25	
	Jefferson County Sheriff's Office
2015-10-31	
	Colorado Springs Police Department
2015-11-09	
	Chaffee County Sheriff's Office
2015-11-10	
	Adams County Sheriff's Office
	Colorado Springs Police Department
	Colorado State Patrol
	Longmont Police Department
2015-11-23	
	Denver Police Department
2015-11-27	
	Colorado Springs Police Department
	El Paso County Sheriff's Office

2015-11-30	
	Aurora Police Department
2015-12-02	
	Denver Police Department
2015-12-08	
	Denver Police Department
2015-12-11	
	Jefferson County Sheriff's Office
2015-12-12	
	Aurora Police Department
2015-12-14	
	Denver Police Department
2015-12-17	
	Aurora Police Department
2015-12-19	
	Northglenn Police Department
2015-12-21	
	Aurora Police Department
2015-12-30	
	Colorado Springs Police Department
2016-01-11	
	Denver Police Department
2016-01-25	
	Greeley Police Department
2016-01-30	
	Larimer County Sheriff's Office
2016-02-08	
	Mesa County Sheriff's Office
2016-02-17	
	Gunnison County Sheriff's Office
	Gunnison Police Department
2016-02-22	
	Denver Police Department
2016-02-25	
	Greeley Police Department
2016-03-10	
	Colorado State Patrol
	Pueblo County Sheriff's Office
2016-03-23	
	Thornton Police Department
2016-03-24	
	Pueblo County Sheriff's Office
2016-03-29	
	Fort Collins Police Department
2016-04-12	
	Denver Police Department

2016-04-26	
	Lakewood Police Department
2016-04-27	
	Westminster Police Department
2016-05-01	
	Aurora Police Department
2016-05-09	
	Aurora Police Department
2016-05-10	
	Aurora Police Department
2016-05-11	
	Greeley Police Department
2016-05-15	
	Aurora Police Department
2016-05-22	
	Longmont Police Department
2016-06-06	
	Arapahoe County Sheriff's Office
2016-06-10	
	Pueblo County Sheriff's Office
2016-06-13	
	Denver Police Department
2016-06-16	
	Westminster Police Department
2016-06-21	
	Golden Police Department
2016-06-22	
	Colorado Springs Police Department
	Pueblo County Sheriff's Office
2016-06-25	
	Denver Police Department
2016-07-10	
	Denver Police Department
	Fremont County Sheriff's Office
2016-07-31	
	1st JD Critical Incident Team
	Denver Police Department
2016-08-13	
	1st JD Critical Incident Team
2016-08-16	
	Denver Police Department
2016-08-27	
	Denver Police Department
2016-08-31	
	Denver Police Department
2016-09-02	

	Castle Rock Police Department
	Parker Police Department
2016-09-04	
	Grand Junction Police Department
2016-09-05	
	Denver Police Department
2016-09-06	
	Aurora Police Department
2016-09-10	
	Boulder Police Department
2016-09-16	
	Colorado Springs Police Department
2016-09-20	
	Westminster Police Department
2016-10-03	
	Westminster Police Department
2016-10-05	
	Boulder Police Department
2016-10-12	
	Grand Junction Police Department
2016-10-23	
	Colorado Springs Police Department
	El Paso County Sheriff's Office
2016-11-08	
	Aurora Police Department
	Denver Police Department
2016-11-11	
	Colorado State Patrol
	Grand Junction Police Department
	Montrose County Sheriff's Office
2016-12-03	
	Thornton Police Department
2017-01-05	
	Colorado Springs Police Department
2017-01-07	
	Northglenn Police Department
2017-01-12	
	Colorado Springs Police Department
2017-01-24	
	Conejos County Sheriff's Office
2017-02-05	
	Pueblo Police Department
2017-02-06	
	Commerce City Police Department
2017-02-19	
	Denver Police Department

2017-02-21	
	Colorado Springs Police Department
	Commerce City Police Department
2017-03-03	
	Englewood Police Department
2017-03-04	
	Colorado State Patrol
2017-03-13	
	1st JD Critical Incident Team
2017-03-14	
	Colorado State Patrol
	Wheat Ridge Police Department
2017-04-01	
	Aurora Police Department
2017-05-09	
	Westminster Police Department
2017-05-12	
	Douglas County Sheriff's Office
2017-05-20	
	Denver Police Department
2017-05-31	
	Arapahoe County Sheriff's Office
2017-06-08	
	Loveland Police Department
2017-06-28	
	Littleton Police Department
2017-06-30	
	Englewood Police Department
	Larimer County Sheriff's Office
	Westminster Police Department
2017-07-04	
	Federal Heights Police Department
	Montezuma County Sheriff's Office
2017-07-05	
	Aurora Police Department
2017-08-14	
	Colorado Springs Police Department
2017-08-21	
	Pueblo County Sheriff's Office
2017-09-08	
	Denver Police Department
2017-09-09	
	Westminster Police Department
2017-09-19	
	El Paso County Sheriff's Office
2017-10-07	

	Colorado State Patrol
2017-10-12	
	Aurora Police Department
2017-10-28	
	Greeley Police Department
2017-10-29	
	Arapahoe County Sheriff's Office
2017-11-04	
	Parker Police Department
2017-11-10	
	Denver Police Department
2017-11-16	
	Montezuma County Sheriff's Office
2017-11-25	
	Denver Police Department
2017-12-02	
	Colorado Springs Police Department
2017-12-13	
	Northglenn Police Department
2017-12-21	
	Greeley Police Department
2017-12-24	
	Castle Rock Police Department
2017-12-31	
	Arapahoe County Sheriff's Office
	Douglas County Sheriff's Office
	Weld County Sheriff's Office
2018-01-11	
	Thornton Police Department
2018-01-14	
	Arvada Police Department
2018-01-19	
	Colorado Springs Police Department
2018-01-22	
	Pueblo Police Department
2018-01-26	
	Denver Police Department
2018-01-31	
	Arvada Police Department
2018-02-05	
	Colorado Springs Police Department
	El Paso County Sheriff's Office
2018-02-06	
	Denver Police Department
2018-02-09	
	Colorado Springs Police Department

2018-02-10	
	Aurora Police Department
2018-02-13	
	Denver Police Department
2018-03-02	
	Commerce City Police Department
2018-03-06	
	Pueblo Police Department
2018-03-12	
	Colorado Springs Police Department
2018-03-13	
	Pueblo Police Department
2018-03-19	
	Denver Police Department
2018-04-09	
	Aurora Police Department
2018-04-13	
	Colorado Springs Police Department
2018-04-25	
	Colorado Springs Police Department
	Denver Police Department
2018-04-28	
	Westminster Police Department
2018-05-08	
	Greeley Police Department
2018-05-30	
	Pueblo Police Department
2018-06-10	
	Northglenn Police Department
2018-06-13	
	Denver Police Department
2018-06-23	
	Arapahoe County Sheriff's Office
2018-06-26	
	Westminster Police Department
2018-06-27	
	Aurora Police Department
2018-06-29	
	Aurora Police Department
2018-07-04	
	Pueblo Police Department
2018-07-16	
	Louisville Police Department
2018-07-22	
	El Paso County Sheriff's Office
2018-07-28	

	Aurora Police Department
2018-07-30	
	Aurora Police Department
2018-08-02	
	Colorado Springs Police Department
	Westminster Police Department
2018-08-15	
	Weld County Sheriff's Office
2018-08-17	
	Colorado Springs Police Department
2018-08-20	
	Cherry Hills Village Police Department
2018-08-25	
	Colorado State Patrol
	Westminster Police Department
2018-08-31	
	Aurora Police Department
	Douglas County Sheriff's Office
2018-09-04	
	Westminster Police Department
2018-09-05	
	Aurora Police Department
2018-09-12	
	Montrose County Sheriff's Office
2018-10-08	
	Larimer County Sheriff's Office
2018-10-18	
	Mesa County Sheriff's Office
2018-10-23	
	Pueblo Police Department
2018-10-28	
	Denver Police Department
2018-10-30	
	Leadville Police Department
2018-11-04	
	Colorado State Patrol
	Jefferson County Sheriff's Office
2018-11-15	
	Arapahoe County Sheriff's Office
2018-11-22	
	Colorado State Patrol
2018-11-24	
	Mesa County Sheriff's Office
2018-11-27	
	Douglas County Sheriff's Office
2018-11-28	

	Lakewood Police Department
2018-12-10	
	Garfield County Sheriff's Office
	Rangely Police Department
2018-12-11	
	Mesa County Sheriff's Office
2019-01-08	
	Larimer County Sheriff's Office
2019-01-09	
	Pueblo Police Department
2019-01-10	
	Westminster Police Department
2019-01-12	
	Colorado Springs Police Department
	Fort Collins Police Department
2019-01-13	
	Pueblo County Sheriff's Office
2019-01-15	
	Aurora Police Department
2019-01-16	
	Fort Lupton Police Department
	LaSalle Police Department
2019-01-23	
	Colorado Springs Police Department
2019-01-27	
	Denver Police Department
2019-02-01	
	Jefferson County Sheriff's Office
2019-02-06	
	LaSalle Police Department
2019-02-12	
	Denver Police Department
2019-02-25	
	Denver Police Department
2019-02-28	
	Lone Tree Police Department
2019-03-04	
	Aurora Police Department
2019-03-11	
	Lakewood Police Department
2019-03-23	
	Mesa County Sheriff's Office
2019-03-28	
	Aurora Police Department
2019-04-09	
	Pueblo Police Department

2019-04-10	
	Denver Police Department
2019-04-15	
	Colorado Springs Police Department
2019-04-24	
	Colorado Springs Police Department
2019-04-26	
	Westminster Police Department
2019-04-29	
	Lakewood Police Department
2019-05-04	
	Colorado State Patrol
2019-05-18	
	Colorado Springs Police Department
2019-05-19	
	Trinidad Police Department
2019-05-31	
	Pueblo Police Department
2019-06-08	
	Greeley Police Department
2019-06-14	
	Brush Police Department
2019-06-18	
	Arvada Police Department
	Golden Police Department
2019-06-28	
	Pueblo Police Department
2019-07-05	
	Vail Police Department
2019-07-18	
	Pueblo Police Department
2019-07-23	
	Colorado Springs Police Department
2019-07-31	
	Denver Police Department
2019-08-03	
	Colorado Springs Police Department
2019-08-05	
	Rifle Police Department
2019-08-07	
	Costilla County Sheriff's Office
2019-08-15	
	Denver Police Department
2019-08-31	
	Denver Police Department
2019-09-18	

	Westminster Police Department
2019-09-20	
	Lakewood Police Department
2019-09-26	
	Westminster Police Department
2019-09-29	
	El Paso County Sheriff's Office
2019-10-10	
	Aurora Police Department
2019-10-20	
	Aurora Police Department
2019-10-21	
	Denver Police Department
2019-10-27	
	Lakewood Police Department
2019-11-01	
	Longmont Police Department
2019-11-11	
	Lakewood Police Department
	Loveland Police Department
2019-11-23	
	Pueblo Police Department
2019-11-24	
	Larimer County Sheriff's Office
2019-11-30	
	Loveland Police Department
2019-12-05	
	Colorado State Patrol
2019-12-06	
	Federal Heights Police Department
	Thornton Police Department
	Westminster Police Department
2019-12-18	
	Denver Police Department
2019-12-19	
	Lakewood Police Department
2019-12-27	
	Westminster Police Department
2020-01-01	
	Denver Police Department
2020-01-06	
	Denver Police Department
2020-01-08	
	Aurora Police Department
2020-01-11	
	New Castle Police Department

2020-01-12	
	Colorado Springs Police Department
	Lakewood Police Department
2020-01-21	
	Arvada Police Department
2020-01-22	
	Arapahoe County Sheriff's Office
	Arvada Police Department
2020-01-25	
	Denver Police Department
2020-02-02	
	Grand Junction Police Department
2020-02-14	
	Commerce City Police Department
2020-02-27	
	Colorado Springs Police Department
2020-03-01	
	Pueblo Police Department
2020-03-02	
	Fountain Police Department
	Pueblo County Sheriff's Office
2020-03-17	
	Mesa County Sheriff's Office
	Grand Junction Police Department
2020-03-20	
	Pueblo Police Department
2020-04-19	
	Colorado Springs Police Department
2020-04-22	
	Baca County Sheriff's Office
2020-05-01	
	Denver Police Department
2020-05-03	
	Sterling Police Department
2020-05-06	
	Denver Police Department
2020-05-09	
	Colorado State Patrol
2020-05-15	
	Pueblo Police Department
2020-05-26	
	Thornton Police Department
2020-05-28	
	Arapahoe County Sheriff's Office
2020-05-29	
	El Paso County Sheriff's Office

2020-06-02	
	Clear Creek County Sheriff's Office
2020-06-09	
	Englewood Police Department
2020-06-18	
	Westminster Police Department
2020-06-22	
	Denver Police Department
	Aurora Police Department
2020-06-23	
	Pueblo Police Department