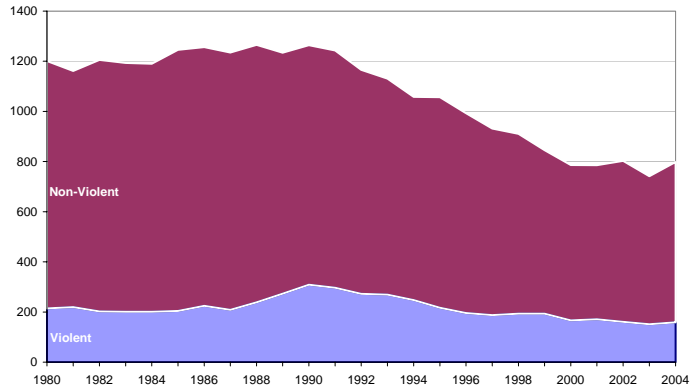


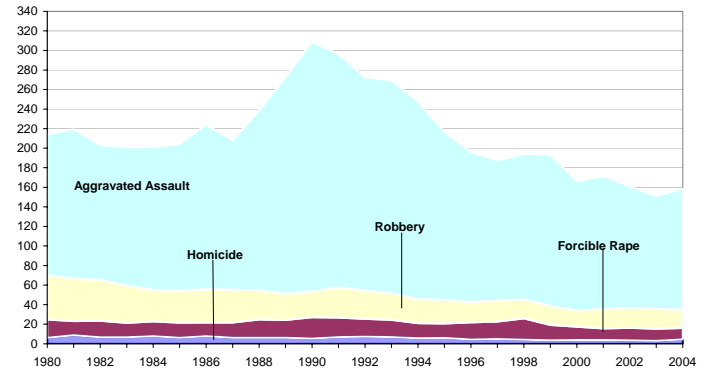
APPENDIX A

ADULT ARRESTS, 1980-2004

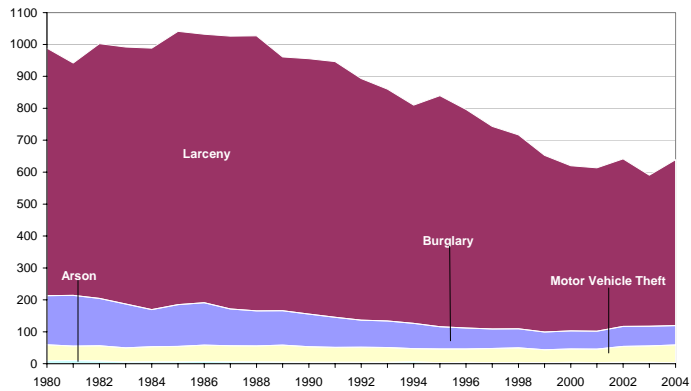
Colorado Adult Arrest Rates: Violent vs. Non-Violent, 1980-2004



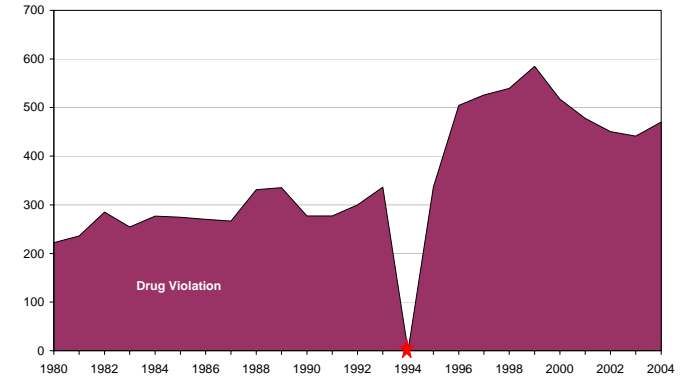
Colorado Adult Violent Arrest Rates, 1980-2004



Colorado Adult Non-Violent Arrest Rates, 1980-2004



Colorado Adult Drug Violation Arrest Rates, 1980-2004

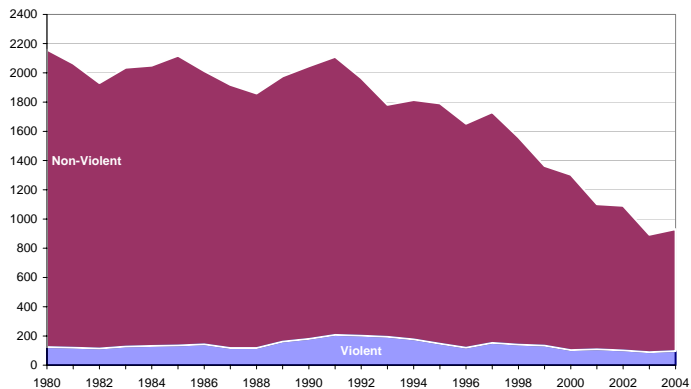


* Data is unavailable for the year 1994.

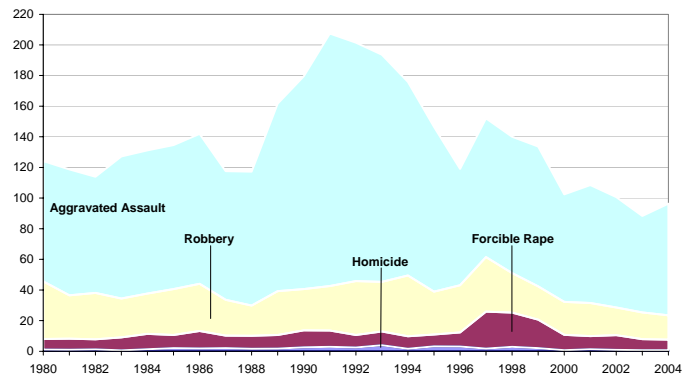
Sources: Colorado Bureau of Investigations Annual Reports, 1980-2004. Colorado State Demographer Office, Department of Local Affairs.

JUVENILE ARRESTS, 1980-2004

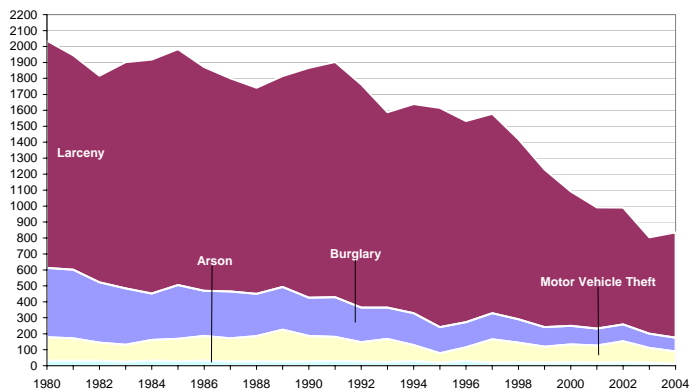
Colorado Juvenile Arrest Rates: Violent vs. Non-Violent, 1980-2004



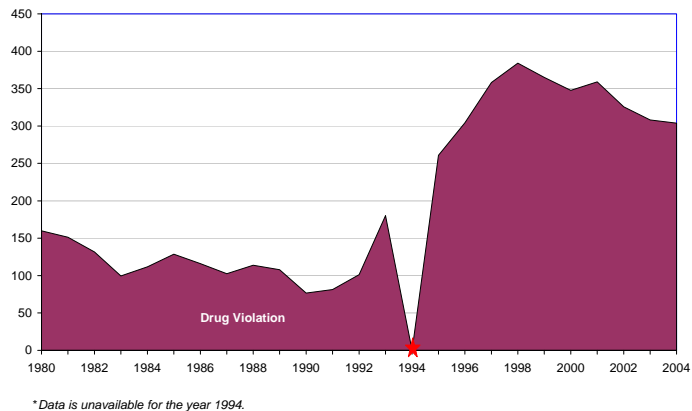
Colorado Juvenile Violent Arrest Rates, 1980-2004



Colorado Juvenile Arrest Non-Violent Arrest Rates, 1980-2004



Colorado Juvenile Drug Violation Arrest Rates, 1980-2004



Sources: Colorado Bureau of Investigations Annual Reports, 1980-2004. Colorado State Demographer Office, Department of Local Affairs.

U.S. POPULATION: ARREST BY GENDER

Offenses Charged	1991			1994			2000			2004		
	Total	Male	Female	Total	Male	Female	Total	Male	Female	Total	Male	Female
Murder & nonnegligent manslaughter	16,712	15,023	1,689	10,999	9,931	1,068	8,709	7,783	926	9,998	8,840	1,158
Robbery	126,882	115,991	10,891	83,369	75,729	7,640	72,320	65,026	7,294	79,336	70,626	8,710
Aggravated Assault	321,184	277,247	43,937	305,983	257,370	48,613	316,630	252,921	63,709	316,636	251,005	65,631
Burglary	281,557	255,506	26,051	226,221	200,801	25,420	189,343	164,165	25,178	211,548	181,368	30,180
Larceny-theft	1,001,251	682,006	319,245	884,239	587,473	296,766	782,082	501,106	280,976	866,217	534,796	331,421
Motor vehicle theft	145,265	130,762	14,503	116,587	101,422	15,165	98,697	83,149	15,548	105,746	87,685	18,061
Arson	12,052	10,459	1,593	12,450	10,679	1,771	10,675	9,065	1,610	11,121	9,290	1,831
Other assaults	631,699	526,826	104,873	678,846	549,316	129,530	858,385	661,210	197,175	923,089	695,722	227,367
Forgery and counterfeiting	62,288	40,797	21,491	65,092	40,983	24,109	71,268	43,483	27,785	86,122	51,883	34,239
Fraud	247,195	142,453	104,742	192,869	109,546	83,323	213,828	117,922	95,906	199,974	110,245	89,729
Embezzlement	9,393	5,657	3,736	8,875	5,149	3,726	12,577	6,284	6,293	12,616	6,262	6,354
Vandalism	199,737	177,903	21,834	196,056	170,987	25,069	184,500	155,872	28,628	199,058	165,427	33,631
Weapons; carrying, possessing, etc.	156,291	145,176	11,115	150,470	138,622	11,848	105,341	96,831	8,510	127,546	117,075	10,471
Drug abuse violations	685,157	571,412	113,745	750,359	621,938	128,421	1,042,334	858,633	183,701	1,251,059	1,014,950	236,109
Gambling	11,364	9,911	1,453	6,544	5,687	857	7,197	6,408	789	7,746	7,037	709
Offenses against family and children	61,388	50,417	10,971	69,149	56,848	12,301	91,297	70,853	20,444	88,738	67,367	21,371
Disorderly conduct	453,251	360,864	92,387	394,468	308,177	86,291	421,542	325,465	96,077	494,217	367,420	126,797
Vagrancy	29,594	26,439	3,155	14,136	10,839	3,297	21,988	17,402	4,586	25,667	20,722	4,945
All other offenses (except traffic)	2,138,639	1,777,421	361,218	1,813,187	1,469,827	343,360	2,411,162	1,906,761	504,401	2,747,535	2,121,549	625,986
Curfew and loitering law violations	56,817	41,777	15,040	86,860	62,087	24,773	105,683	72,567	33,116	99,746	68,836	30,910

Source: Federal Bureau of Investigations, *Crime in the United States, 1995, 2000, 2003, and 2004* available at: <http://www.fbi.gov/ucr/ucr.htm>