

e o c

elements of change

Highlighting Trends and Issues in the Criminal Justice System

ors

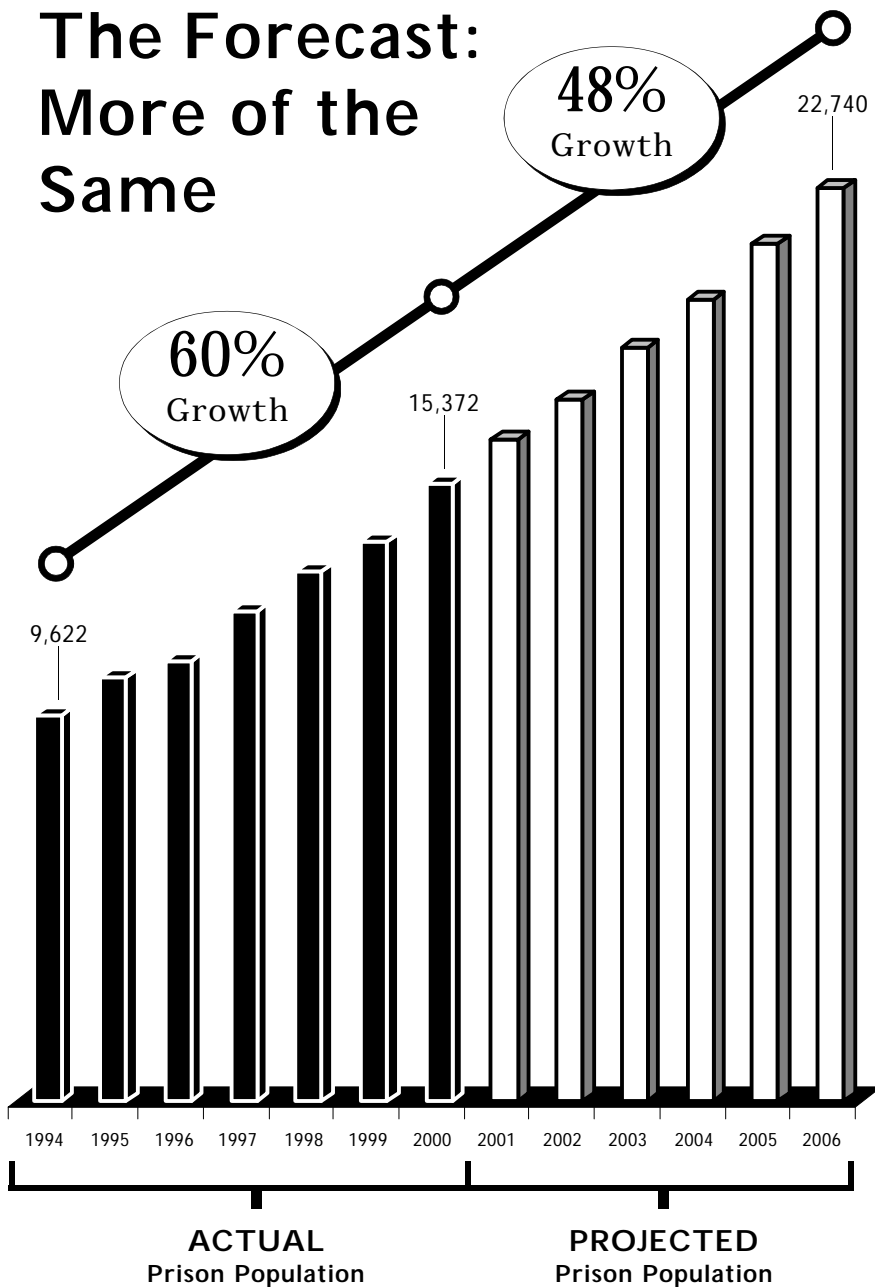
OFFICE OF RESEARCH & STATISTICS

Division of Criminal Justice

Colorado Department of Public Safety

Fall 1999 Division of Criminal Justice Adult (Male and Female)
PRISON POPULATION PROJECTIONS

The Forecast: More of the Same



IN THIS ISSUE:

The Colorado Division of Criminal Justice (DCJ) is mandated pursuant to 24-33.5-503 C.R.S. to prepare Department of Corrections population projections for the Colorado General Assembly. This issue of *Elements of Change* presents significant findings from the Fall 1999 adult projections.

Coming Next

The next issue of *Elements of Change* will present findings from the Fall 1999 Division of Criminal Justice juvenile detention, commitment, and parole population projections.

Source for all data in this newsletter (unless otherwise noted): *Division of Criminal Justice Fall 1999 Adult Prison and Parole Population Projections*. The full report is available online at www.cdpsweb.state.co.us/ors.

Fall 1999 Division of Criminal Justice Adult Prison Population Projections

THE NUMBERS: Fall 1999 DCJ Adult Prison Population Projections

GENERAL FINDINGS

The Division of Criminal Justice (DCJ) forecasts that the adult prison population will reach **22,740** inmates (male and female) by January 2006. This represents a **48%** increase over the actual inmate population of **15,372** for January 2000.

| | Men* | Women* | Total |
|----------|--------|--------|--------|
| JAN 1994 | 9,064 | 558 | 9,622 |
| JAN 1995 | 9,898 | 666 | 10,564 |
| JAN 1996 | 10,211 | 722 | 10,933 |
| JAN 1997 | 11,338 | 867 | 12,205 |
| JAN 1998 | 12,219 | 976 | 13,195 |
| JAN 1999 | 12,891 | 1,075 | 13,966 |
| JAN 2000 | 14,157 | 1,215 | 15,372 |

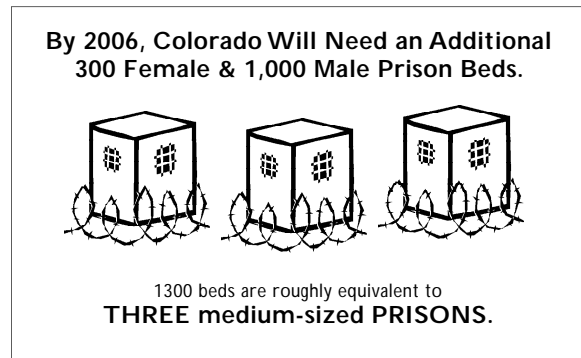
(Actual Numbers)

(Projected Numbers)

| | | | |
|----------|--------|-------|--------|
| JAN 2001 | 15,083 | 1,388 | 16,472 |
| JAN 2002 | 15,947 | 1,522 | 17,469 |
| JAN 2003 | 17,118 | 1,645 | 18,762 |
| JAN 2004 | 18,182 | 1,770 | 19,952 |
| JAN 2005 | 19,471 | 1,903 | 21,374 |
| JAN 2006 | 20,696 | 2,044 | 22,740 |

| | Men | Women | Total |
|--------------------------------------|------------|------------|------------|
| Projected Growth Between 2000 & 2006 | 46% | 68% | 48% |

Note: MEN plus WOMEN does not always precisely add up to TOTAL due to rounding.



Between 2000 and 2006, DCJ projects that on average male and female inmate populations will grow annually at a rate of **8%** and **11%**, respectively.

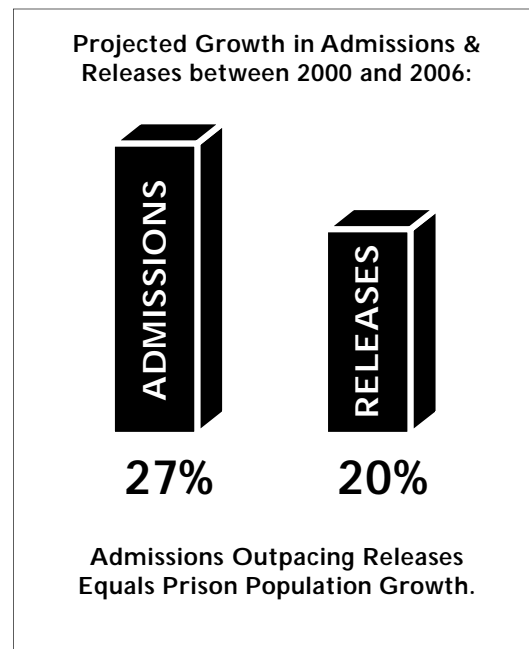
ADMISSIONS

The DCJ prison population projection (PPP) model predicts that overall admissions will increase **27%** between 2000 and 2006 (from **6,953** in 2000 to **8,859** in 2006). During the same period, male admissions and female admissions are expected to increase **26%** and **44%**, respectively.

The projected growth in admissions is attributed to two factors: 1) the criminal justice system becoming increasingly more efficient in converting felony arrests to Department of Corrections placements, and 2) the anticipated growth in Colorado's population (an estimated 3.8 million people by 2006).

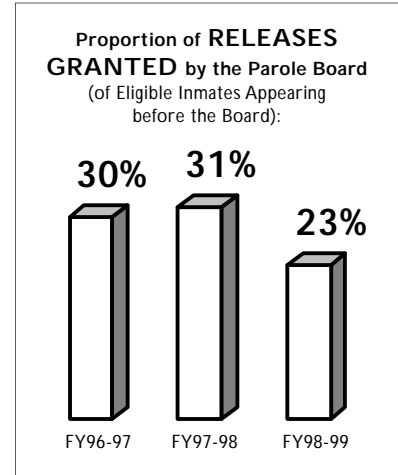
RELEASES

The DCJ PPP model indicates that overall releases will increase **20%** between 2000 and 2006 (from **6,258** in 2000 to **7,493** in 2006). During the same period, male releases and female releases are expected to increase **17%** and **43%**, respectively.

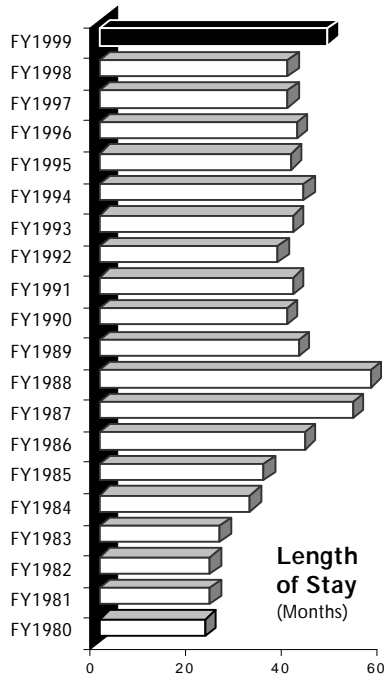


* MEN and WOMEN totals for January 1994 through January 1999 estimated from Colorado Department of Corrections population figures from June 30 of each year.

Department of Corrections releases decreased significantly in FY1998-99. The major contributing factor to this reduction was a decrease in the proportion of paroles granted by the Parole Board. The Parole Board granted releases to **23%** of inmates that appeared before the Board in FY1998-99, representing a significant decline from previous years (**31%** in FY1997-98 and **30%** in FY1996-97). The Office of Research and Statistics predicts that this reduction in the *rate* of releases will persist, while the *number* of releases will continue to climb.



Source: Division of Criminal Justice Parole Guidelines Database.



LENGTH OF STAY

In 1999, the length of stay (LOS) increased by **21%** compared to the previous year (from **39.6 months** in 1998 to **48.1 months** in 1999), yielding a **9.5 month** increase in LOS for each inmate.

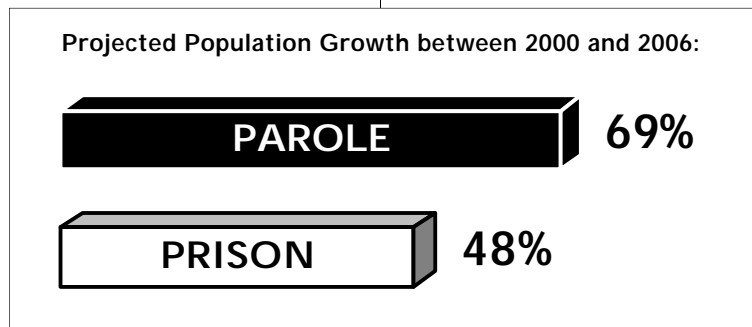
The data suggest that parolees who fail under community supervision and are readmitted to prison are required by the Parole Board to serve the remainder of their sentence in the institution. That is, in the absence of statutory changes, the majority of the increase in LOS can be attributed to the significant reduction in discretionary releases from prison.



PAROLE POPULATION

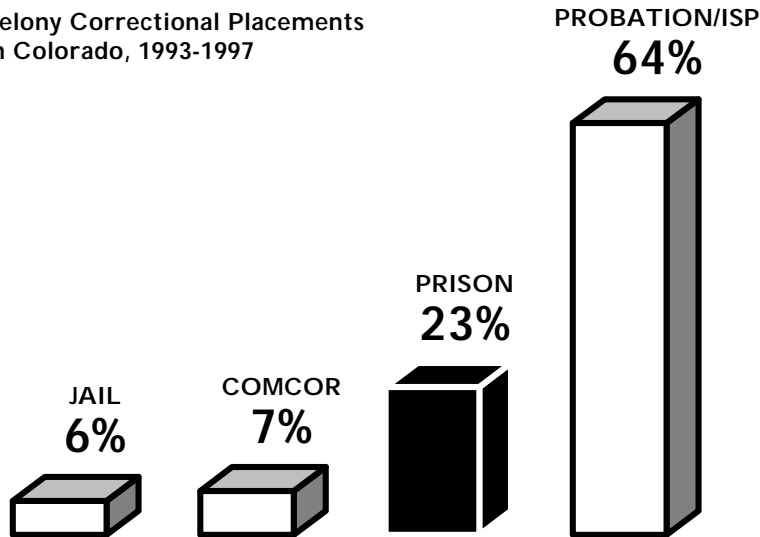
The Colorado parole population is projected to increase **69%** between 2000 and 2006 (from **5,274** in 2000 to **8,901** in 2006).

The increasing parole population is primarily due to a larger proportion of inmates being released under mandatory parole per HB-93-1302 and HB-98-1160. This legislation mandates that any offender sentenced to prison must also serve a mandatory period on parole. The proportion of inmates incarcerated under the mandatory parole statute increased from **19%** in FY1997-98 to **24%** in FY1998-99.




Parting Glance:

Felony Correctional Placements in Colorado, 1993-1997



Source: Division of Criminal Justice Criminal Justice Database, 1993-1997.

VOL. 5 / NO. 2



Elements of Change prepared & distributed by:

OFFICE OF RESEARCH AND STATISTICS

Kim English, Research Director

(kim.english@cdps.state.co.us)

G. Edward Wensuc, Manager, Data Analysis Unit

(wensuc@uswest.net)

DIVISION OF CRIMINAL JUSTICE

Raymond T. Slaughter, Director

(ray.slaughter@cdps.state.co.us)

COLORADO DEPARTMENT OF PUBLIC SAFETY

Aristedes W. Zavaras, Executive Director

<http://www.cdpsweb.state.co.us/dcj/dcj.htm>

We gratefully acknowledge the Bureau of Justice Statistics, U.S. Department of Justice, for its assistance to the state Statistical Analysis Centers (SAC) (the DCJ Office of Research & Statistics is the SAC in Colorado).

John Patzman, EOC Editor & Graphic Design
(john.patzman@cdps.state.co.us)



(M460000723)

Colorado Division of Criminal Justice
OFFICE OF RESEARCH AND STATISTICS
700 Kipling Street, Suite 3000
Denver Colorado 80215

